




Ab initio calculations of third-order elastic coefficients

Chenxing Luo ¹, Jeroen Tromp ^{2,*} and Renata M. Wentzcovitch ^{1,3,4,†}

¹*Department of Applied Physics and Applied Mathematics,
Columbia University, New York, NY 10027, USA*

²*Princeton University, Princeton, NJ 08544, USA*

³*Department of Earth and Environmental Sciences,
Columbia University, New York, NY 10027, USA*

⁴*Lamont–Doherty Earth Observatory, Columbia University, Palisades, NY 10964, USA*

(Dated: April 19, 2022)

Third-order elasticity (TOE) theory is predictive of strain-induced changes in second-order elastic coefficients (SOECs) and can model elastic wave propagation in stressed media. Although third-order elastic tensors have been determined based on first principles in previous studies, their current definition is based on an expansion of thermodynamic energy in terms of the Lagrangian strain near the natural, or zero pressure, reference state. This definition is inconvenient for predictions of SOECs under significant initial stresses. Therefore, when TOE theory is necessary to study the strain dependence of elasticity, the seismological community has resorted to an empirical version of the theory.

This study reviews the thermodynamic definition of the third-order elastic tensor and proposes using an “effective” third-order elastic tensor. We extend the *ab initio* approach to calculate third-order elastic tensors under finite pressure and apply it to two cubic systems, namely, NaCl and MgO. As applications and validations, we evaluate (a) strain-induced changes in SOECs and (b) pressure derivatives of SOECs based on *ab initio* calculations. Good agreement between third-order elasticity-based predictions and numerically calculated values confirms the validity of our theory.

I. INTRODUCTION

In seismological applications, second-order elastic coefficients (SOECs) are treated as a function of the initial configuration of a solid in equilibrium with an initial stress [e.g., 1, 2]. Although studies of SOECs vs. pressure take into account first-order effects due to the hydrostatic stress into account [e.g., 3], addressing effects due to non-hydrostatic or *deviatoric* stress on elasticity (i.e., stress-dependent elasticity) is equally essential owing to the non-hydrostatic nature of stress in many geological processes (e.g., plate tectonics and mantle convection) [4]. A better understanding of the effects of stress on elastic parameters also benefits many other applications involving monitoring seismic wave speeds (e.g., hydrocarbon reservoir characterization, stress formation monitoring, and volcano monitoring).

Third-order elasticity (TOE) theory is a viable approach for addressing the stress dependence of elasticity [e.g., 5]. Since SOECs are generally reported under hydrostatic pressure, this condition is assumed as an initial configuration. The non-hydrostatic or deviatoric part of the stress induces an infinitesimal elastic strain away from the initial configuration [1]. Since third-order elastic coefficients (TOECs) describe the effects of such strains on SOECs according to a theoretically derived expression [6, 7], TOECs enable the full SOEC tensor under non-hydrostatic stress to be determined. Several variants of TOE theory have been adopted by seismologists [e.g.,

8–10].

However, although TOE theory was explored as early as the 1960s in the ultrasound community [e.g., 11, 12], an empirical version of TOE theory has been adopted by seismologists [e.g., 8–10]. The reason is that TOECs are generally determined in terms of their original thermodynamic definition as the third-order Lagrangian strain derivative of the thermodynamic energy density, thereby defining the *thermodynamic* TOECs [12]. As shown in this study, the use of thermodynamic TOECs complicates the evaluation of strain effects on SOECs by requiring SOEC tensors to be carefully pulled back to a common reference frame. Without this practice, tensors parameterized based on nonlinear rock physics modeling [e.g., 9] are not equivalent to those based on thermodynamic TOECs. Early developments of first-principle TOE theory invoked the natural (i.e., 0 GPa) reference frame [e.g., 11] as the common frame, thereby hindering its application to the multi-MPa regime [1]. In the ultrasound community, second- and third-order elasticity theories were developed in tandem based on Lagrangian strain derivatives of the thermodynamic energy density. A source of challenge and confusion in geophysics is that there are at least two different kinds of SOECs. *Thermodynamic* SOECs are defined as the second-derivative of the thermodynamic energy with respect to the Lagrangian strain [7, 12, 13], whereas *effective* SOECs are defined based on an incremental version of Hooke’s law under initially hydrostatic conditions [2, 7, 13, 14]; their values differ except under zero initial pressure conditions. The lack of a complementary definition of effective TOECs explains why no first-principle TOE theory for high-pressure applications has been adopted.

* jtromp@princeton.edu

† rmw2150@columbia.edu

This study demonstrates how to evaluate strain effects on SOEC based on TOE theory based on *ab initio* calculations. The development of *ab initio*-based methods to compute TOEC is an active research area [e.g., 15–19]. We adopt the popular approach which expands the strain energy vs. the Lagrangian strain [e.g., 15, 17–19]. Because these methods are generally developed for 0 GPa elastic coefficients, we extend and test them to SOECs and TOECs under finite pressure.

A particular case of the effects of stress on SOECs involves their pressure derivatives, and such derivatives can be analytically expressed in terms of TOECs [see, e.g., 7, 20–22]. This could reasonably explain why stress-induced changes in SOECs can be conveniently described in terms of pressure-derivatives of SOECs, as shown in recent studies [4, 23]. In this study, we validate relationships between pressure derivatives of SOECs and predictions based on TOECs; a simplified expression thanks to our introduction of effective TOECs is also validated. These effective TOECs also benefit predictions of finite-pressure elasticity based on SOEC pressure-derivatives [e.g., 24]. The use of TOE theory to evaluate pressure-derivatives of SOECs and its application to assessing strain effects on SOECs also serves as a self-consistent validation to the *ab initio* approach for computing TOECs under finite pressure.

Given the close relationship between TOE and crystal anharmonic theory [7, Section 29.1], a better understanding of TOE theory allows us to better address thermoelasticity or thermal expansivity [24, 25] at finite pressure for highly-anharmonic (e.g., [26]) or highly-anisotropic solids (e.g., serpentine).

The structure of this paper is as follows. Section II reviews the relevant theory for elastic coefficients under finite pressure and introduces the effective TOECs. Section III computes the elastic coefficients under finite pressure. As applications and validations, Secs. IV and V evaluate strain effects on SOECs and pressure derivatives of SOECs based on our proposed theories and calculated elastic coefficients. Section VI presents our conclusions.

For reference and clarity, we summarize the notations used in different studies in Table I.

II. FORMULATION OF ELASTIC COEFFICIENTS UNDER FINITE PRESSURE

A. Reference frames and deformation

To address elasticity at finite pressure, we first clarify the different kinds of reference frames commonly used. In previous studies, focusing on static properties only, there are generally three kinds of frames [1, 7, 13], namely, (a) a natural frame, the 0 GPa state, (b) an initial frame, where the elastic coefficients are being evaluated, usually a hydrostatically pre-stressed state, and (c) the present frame, where a small deformation is applied upon the initial frame to help evaluate the curvature of the potential

energy surface at the initial frame. These frames are summarized in Fig. 1. In previous studies (e.g., [7, 11, 13]), the natural frame serves as a common frame of reference to pull tensors back to. But to study elasticity under multi-GPa pressures, it is pointless to keep transferring elastic tensors to 0 GPa to evaluate stress effects and then transferring them back. Therefore, our subsequent discussion will focus on the initial and present frames of reference.

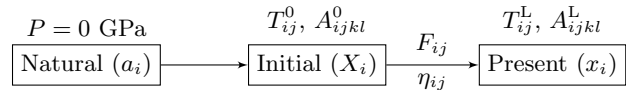


FIG. 1. Natural, initial, and present reference frames. In the natural frame at 0 GPa, we use a set of natural coordinates labeled $\{a_i\}$. Under finite stress T_{ij}^0 in the initial frame we use a set of initial coordinates labeled $\{X_i\}$. The thermodynamic SOECs in this frame are denoted by A_{ijkl}^0 . After application of a deformation induced by the deformation gradient F_{ij} , with corresponding Lagrangian strain η_{ij} , we reach the present reference frame with a set of present coordinates $\{x_i\}$, in which the Lagrangian description of the Cauchy stress is given by T_{ij}^L and the thermodynamic SOECs are denoted by A_{ijkl}^L .

The deformation gradient F_{ri} relates the initial coordinates $\{X_i\}$ and the present coordinates $\{x_i\}$, via

$$F_{ri} = \frac{\partial x_r}{\partial X_i}, \quad (1)$$

and the corresponding Lagrangian strain η_{ij} is defined by

$$\eta_{ij} = \frac{1}{2}(F_{ki}F_{kj} - \delta_{ij}) = \frac{1}{2} \left(\frac{\partial x_k}{\partial X_i} \frac{\partial x_k}{\partial X_j} - \delta_{ij} \right). \quad (2)$$

The Jacobian J relating the volume or density in the initial state (V_0, ρ_0) to the present state (V, ρ) frame is defined as

$$J = \det \mathbf{F} = V/V_0 = \rho_0/\rho. \quad (3)$$

B. Thermodynamic definition of elastic constants

Suppose the system has an initial volume V_0 and initial stress T_{ij}^0 , corresponding to the initial state in Fig. 1. If we expand the thermodynamic energy E [27] near the initial state in powers of the Lagrangian strain η_{ij} , that is,

$$\frac{E(T_{ij}^0, \eta_{ij})}{V_0} = \frac{E(T_{ij}^0, 0)}{V_0} + T_{ij}^0 \eta_{ij} + \frac{1}{2!} A_{ijkl}^0 \eta_{ij} \eta_{kl} + \frac{1}{3!} A_{ijklmn}^0 \eta_{ij} \eta_{kl} \eta_{mn} + O(\eta^4), \quad (4)$$

then the first-, second-, and third-order expansion coefficients are the initial stress T_{ij}^0 , the thermodynamic elastic coefficients SOECs A_{ijkl}^0 (denoted as Ξ_{ijkl} in [2]), and the TOECs A_{ijklmn}^0 . These tensors are all evaluated in the

initial state, which is denoted by a superscript 0. These expansion coefficients can alternatively be expressed as partial derivatives of the Helmholtz free energy with respect to the Lagrangian strain, that is,

$$T_{ij}^0 = \frac{1}{V_0} \frac{\partial E}{\partial \eta_{ij}}, \quad (5a)$$

$$A_{ijkl}^0 = \frac{1}{V_0} \frac{\partial^2 E}{\partial \eta_{ij} \partial \eta_{kl}}, \quad (5b)$$

$$A_{ijklmn}^0 = \frac{1}{V_0} \frac{\partial^3 E}{\partial \eta_{ij} \partial \eta_{kl} \partial \eta_{mn}}, \quad (5c)$$

in accordance with the original definition of high-order elastic constants by Brugger [12].

These stress and thermodynamic elastic tensors may be pulled-back or pushed-forward between different reference frames. For example, pulling the Lagrangian-Cauchy stress (T^L) back from the present frame to the initial frame as the second Piola-Kirchhoff stress (T_{ij}^{SK}) is achieved via the Piola transformation [2, 11, 28],

$$T_{ij}^{\text{SK}} = J F_{ir}^{-1} F_{js}^{-1} T_{rs}^L = J \frac{\partial X_i}{\partial x_r} \frac{\partial X_j}{\partial x_s} T_{rs}^L. \quad (6)$$

Similarly, suppose A^L denotes the regular thermodynamic SOECs, whereas A^{SK} denotes its pull-back to the initial frame. Then we have the relationship [11, 28]

$$\begin{aligned} A_{ijkl}^{\text{SK}} &= J F_{ir}^{-1} F_{js}^{-1} F_{kp}^{-1} F_{lq}^{-1} A_{rspq}^L \\ &= J \frac{\partial X_i}{\partial x_r} \frac{\partial X_j}{\partial x_s} \frac{\partial X_k}{\partial x_p} \frac{\partial X_l}{\partial x_q} A_{rspq}^L. \end{aligned} \quad (7)$$

This set of transformations brings tensors to a common frame and makes it convenient to consider higher-order strain derivatives of these tensors, for example [11] (Eq. (34)),

$$A_{ijkl}^0 = \partial T_{ij}^{\text{SK}} / \partial \eta_{kl} \quad \text{or} \quad T_{ij}^{\text{SK}1} = A_{ijkl}^0 \eta_{kl}, \quad (8a)$$

$$A_{ijklmn}^0 = \partial A_{ijkl}^{\text{SK}} / \partial \eta_{mn} \quad \text{or} \quad \Delta A_{ijkl}^{\text{SK}} = A_{ijklmn}^0 \eta_{mn}, \quad (8b)$$

where the incremental second Piola-Kirchhoff stress $T_{ij}^{\text{SK}1}$ is defined as $T_{ij}^{\text{SK}1} = T_{ij}^{\text{SK}} - T^0$, and where $\Delta A_{ijkl}^{\text{SK}}$ is defined similarly, namely,

$$\Delta A_{ijkl}^{\text{SK}} \equiv A_{ijkl}^{\text{SK}} - A_{ijkl}^0. \quad (9)$$

These two equations give us the stress vs. strain and SOECs vs. strain relationships within a single frame.

C. Constitutive relations and effective elastic tensors

It might be mathematically convenient to have all tensors live in the same reference frame; however, this is no

longer so in practice.

In the absence of an initial stress, Hooke's law takes the form $T_{ij} = C_{ijkl} \epsilon_{kl}$, where ϵ_{kl} denotes the symmetric infinitesimal strain tensor which is related to the deformation tensor F_{ij} by

$$\epsilon_{ij} = \frac{1}{2}(F_{ij} + F_{ji}) - \delta_{ij} \approx \eta_{ij}, \quad (10)$$

which approximates the Lagrangian strain.

The presence of initial stress modifies the constitutive relationship and complicates the linearized version of the stress vs. strain relationship with contributions from the deviatoric stress [see 2, Eq. (3.144)]. However, in the absence of initial deviatoric stress, the relationship between the symmetric incremental Lagrangian description of the Cauchy stress $T_{ij}^{\text{L}1}$ and the infinitesimal strain can still be simplified to a familiar linearized form, namely,

$$\begin{aligned} T_{ij}^{\text{L}1} &= T_{ij}^L - T_{ij}^0 = C_{ijkl}^0 \epsilon_{kl} \\ \text{or} \quad C_{ijkl}^0 &= \partial T_{ij}^L / \partial \epsilon_{kl}. \end{aligned} \quad (11)$$

Here C_{ijkl}^0 (or Γ_{ijkl} in [2]) defines the ‘‘effective’’ elastic tensor from stress vs. strain perspective in the hydrostatic initial state [7, 13]. This tensor is related to the thermodynamic SOECs A_{ijkl}^0 via [2, 4, 13, 14]

$$\begin{aligned} C_{ijkl}^0 &= A_{ijkl}^0 - \frac{1}{2}(T_{ij}^0 \delta_{kl} + T_{kl}^0 \delta_{ij}) \\ &\quad + \frac{1}{2}(T_{ik}^0 \delta_{jl} + T_{jk}^0 \delta_{il} + T_{il}^0 \delta_{jk} + T_{jl}^0 \delta_{ik}). \end{aligned} \quad (12)$$

For an initial state under a hydrostatic stress, $T_{ij}^0 = -P \delta_{ij}$, Eq. (12) reduces to [14]

$$C_{ijkl}^0 = A_{ijkl}^0 + P(\delta_{ij} \delta_{kl} - \delta_{il} \delta_{kj} - \delta_{ik} \delta_{jl}). \quad (13)$$

Likewise, to more conveniently evaluate the effect of strain on SOECs under hydrostatic conditions, we are motivated to introduce an effective TOE tensor C_{ijklmn}^0 , which gives a linearized tensor relationship between ΔA_{ijkl}^L and ϵ_{mn} that has the same form as Eq. (8b), that is,

$$\begin{aligned} \Delta A_{ijkl}^L &\equiv A_{ijkl}^L - A_{ijkl}^0 = C_{ijklmn}^0 \epsilon_{mn} \\ \text{or} \quad C_{ijklmn}^0 &= \partial A_{ijkl}^L / \partial \epsilon_{mn}. \end{aligned} \quad (14)$$

The following tensor is a viable candidate for cubic systems under hydrostatic initial stress:

$$\begin{aligned}
C_{ijklmn}^0 &= A_{ijklmn}^0 - \frac{1}{3}(A_{mnkl}^0 \delta_{ij} + A_{ijmn}^0 \delta_{kl} + A_{ijkl}^0 \delta_{mn}) \\
&\quad + \frac{1}{2}(A_{njk}^0 \delta_{im} + A_{inlk}^0 \delta_{jm} + A_{ijnl}^0 \delta_{km} + A_{ijkn}^0 \delta_{lm}) \\
&\quad + A_{mjkl}^0 \delta_{in} + A_{imkl}^0 \delta_{jn} + A_{ijml}^0 \delta_{kn} + A_{ijkm}^0 \delta_{ln}.
\end{aligned} \tag{15}$$

The tensor C_{ijklmn}^0 is constructed by observing the relation between C_{ijkl}^0 and A_{ijkl}^0 in Eq. (12). In the expansion $T_{ij}^{L1} = T_{ij}^L - T_{ijkl}^0 = (T_{ij}^L - T_{ij}^{\text{SK}}) + (T_{ij}^{\text{SK}} - T_{ij}^0) = (T_{ij}^L - T_{ij}^{\text{SK}}) + A_{ijkl}^0 \epsilon_{kl}$, the difference comes from $T_{ij}^L - T_{ij}^{\text{SK}}$, that is, $(C_{ijkl}^0 - A_{ijkl}^0) \epsilon_{kl} = T_{ij}^L - T_{ij}^{\text{SK}}$, as a result of the reference frame transformation under strain ϵ_{ij} . It is a summation of “ $T_{ij}^L \delta_{kl}$ ”-like terms and stems from the dependence of $1/V$ on the strain. At an order higher, we have $\Delta A_{ijkl}^L = A_{ijkl}^L - A_{ijkl}^0 = (A_{ijkl}^L - A_{ijkl}^{\text{SK}}) + (A_{ijkl}^{\text{SK}} - A_{ijkl}^0)$. Follow Eq. (8), using the approximation $\eta_{ij} \approx \epsilon_{ij}$, we have $A_{ijkl}^{\text{SK}} - A_{ijkl}^0 = A_{ijklmn}^0 \epsilon_{mn}$. The other term, $A_{ijkl}^L - A_{ijkl}^{\text{SK}}$ must be a summation over “ $A_{ijkl}^0 \delta_{mn}$ ”-like terms iterating through different orderings of $ijklmn$ that account for the necessary symmetry requirements of the tensor. For the two cases we are about to address, i.e., cubic systems under a hydrostatic initial stress, some of such terms are unnecessary because of the high-symmetry of A_{ijkl}^0 (for example, $\frac{1}{3}(A_{mnkl}^0 \delta_{ij} + A_{ijmn}^0 \delta_{kl} + A_{ijkl}^0 \delta_{mn})$ can alternatively be expressed as $A_{mnkl}^0 \delta_{ij}$).

For sixth-order tensors, Voigt notation requires tensors to be unchanged w.r.t. an interchange of i with j , k with l , and m with n [14, 29]. In Eq. (15), the thermodynamic elastic tensors A_{ijkl}^0 and A_{ijklmn}^0 are defined as derivatives of the Lagrangian strain (Eq. (8)), and therefore they satisfy the necessary symmetry requirements for Voigt notation. Our definition of C_{ijklmn}^0 preserves this symmetry, and therefore also permits the use of Voigt notation.

At $P = 0$ GPa, because the second term on the r.h.s. of Eq. (13) vanishes, we have $A_{ijkl}^0 = C_{ijkl}^0$, which explains why a distinction between the two types of SOECs is sometimes not made. For TOECs, however, since $A_{ijkl}^0 \neq 0$ at 0 GPa, C_{ijklmn}^0 and A_{ijklmn}^0 are never equal according to Eq. (15). Therefore, one always needs to be specific about which TOECs are being used, even at $P = 0$ GPa.

To reduce clutter, we drop the superscript 0 in the remainder unless otherwise noted.

III. AB INITIO CALCULATIONS

Our *ab initio* validations are performed on NaCl and MgO. Both systems are cubic and belong to the $Fm\bar{3}m$ space group. Systems within the $Fm\bar{3}m$ space group have 3 independent SOECs (c_{11} , c_{12} , c_{44}), and 6 independent TOECs (c_{111} , c_{112} , c_{123} , c_{144} , c_{155} , c_{456}) [30]. Here, we calculate SOECs and TOECs for these systems under finite hydrostatic pressure.

Ab initio calculations were performed with the Quantum ESPRESSO code suite [31] based on the local density

approximation (LDA) [32] applied to the Density Functional Theory (DFT). Norm-conserving pseudopotentials generated with the Martin-Troullier method [33] were used for Na, Cl, Mg, and O. For NaCl, the energy cut-off was set to 160 Ryd and Brillouin zones were sampled with a shifted $8 \times 8 \times 8$ Monkhorst-Pack k -point grid; for MgO, the energy cut-off was set to 160 Ryd and Brillouin zones were sampled with a shifted $16 \times 16 \times 16$ Monkhorst-Pack k -point grid.

To obtain the thermodynamic elastic coefficients, we follow the recipe of Zhao *et al.* [15]. The expansion coefficients M_1 , M_2 , and M_3 from the polynomial expansion of energy vs. strain magnitude η ,

$$\frac{E(T_{ij}, \xi)}{V} = M_0 + M_1 \eta + M_2 \eta^2 + M_3 \eta^3 + O(\eta^4), \tag{16}$$

are linear combinations of T_{ij}^0 , A_{ijkl}^0 , and A_{ijklmn}^0 for the configuration under initial stress T_{ij}^0 . The $M_1 \eta$ terms are necessary to account for the initial stress in this study (in this instance, the hydrostatic pre-stress $T_{ij}^0 = -P \delta_{ij}$; they equal zero for the 0 GPa state and are thus absent in earlier studies [15]. Perturbations with a set of linearly-independent Lagrangian strains η_{ij} of the form (A1–A6) [15] with magnitudes $\eta = 0.00, \pm 0.01, \pm 0.02, \pm 0.03$ are applied. The corresponding symmetric part of the deformation gradient F_{ij} is obtained from the Lagrangian strain η_{ij} using a scheme described by Ref. [17]. T_{ij}^0 , A_{ijkl}^0 , and A_{ijklmn}^0 are determined by inverting the linear equations in Table I of Ref. [15].

Fig. S1 compares $-T_{11}^0$ vs. V from the strain energy expansion in P of the third-order Birch-Murnaghan finite-strain equation of state fitted given E vs. V (i.e., $P = -\partial E/\partial V$). The hydrostatic condition $-T_{11}^0 = P$ is observed here by the excellent consistency between the two.

Fig. 2 shows the calculated SOECs (a, b) and TOECs (c, d) vs. P . The thermodynamic elastic coefficients are obtained directly from the energy vs. strain expansion (Eq. (16)); the effective elastic coefficients are calculated based on Eqns. (12), (13), and (15). The calculated data points for SOECs and TOECs are displayed as scattered symbols. Overall, the expansion of energy vs. strain is a robust and effective approach to compute elastic coefficients for cubic systems up to third-order at finite pressure. Interpolated elastic coefficients, shown as smooth curves, are used to determine values at intermediate volumes or pressures. The TOECs have a greater magnitude than the SOECs. For NaCl and MgO, the TOECs and SOECs are a near-linear function of pressure.

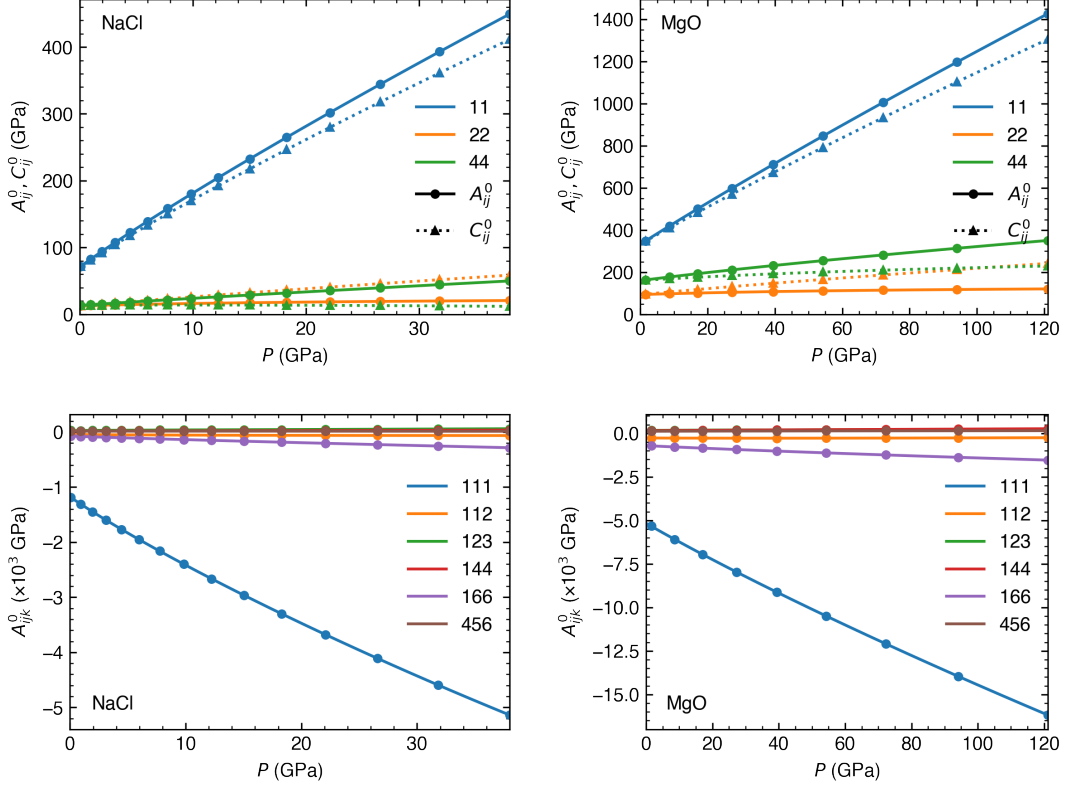


FIG. 2. (a, b) SOECs and (c, d) TOECs vs. P for (a, c) NaCl and (b, d) MgO. Tensor indices are in Voigt notation.

IV. EFFECT OF STRAIN ON SOECS

In this section, we evaluate the effect of strain on thermodynamic SOECs based on the *ab initio* calculated TOECs discussed in the previous section, using Eq. (8) to obtain ΔA^{SK} and (14) for ΔA^{L} . We are not going to address effects on effective SOECs, but the additional stress related terms in Eq. (12) can be easily calculated by substituting the induced stress calculated from Eq. (11) into Eq. (12).

Previously, Refs. [4, 34] have shown that if the induced stress T_{ij}^0 is known, $\Delta A_{ijkl}^{\text{L}}$ and $\Delta A_{ijkl}^{\text{SK}}$ can be evaluated based on the pressure derivative of the thermodynamic SOECs, $A_{ijkl}^{0'} \equiv \partial A_{ijkl}^0 / \partial P$, as

$$\Delta A_{ijkl}^{\text{L}} = A_{ijkl}^{0'} p - \frac{1}{4}(A_{m j k l}^{0'} \tau_{im} + A_{i m k l}^{0'} \tau_{jm} + A_{i j m l}^{0'} \tau_{km} + A_{i j k m}^{0'} \tau_{lm}), \quad (17)$$

where the hydrostatic stress is given by $p = -\frac{1}{3} \text{tr}(\mathbf{T}^0)$, and the deviatoric stresses is given by $\tau_{ij} = T_{ij}^0 + p \delta_{ij} = T_{ij}^0 - \frac{1}{3} \text{tr}(\mathbf{T}^0) \delta_{ij}$. Since the prestress T_{ij}^{L} under ϵ_{mn} can be evaluated based on Eq. (11), this method offers a viable alternative to evaluating $\Delta A_{ijkl}^{\text{L}}$ vs. ϵ_{mn} . For comparison, this scheme will also be included in our validations.

We consider the practical situation where the initial configuration is under hydrostatic pressure. In this scenario, the SOECs and TOECs for the initial configuration are

already known and have familiar cubic symmetry [14, 30]. Changes in SOECs induced by strain in two different forms are addressed: (a) under $\epsilon_{11} = \epsilon_{22} = \epsilon_{33} = 0.005$, that is, a uniform stretch, and (b) under $\epsilon_{33} = 0.005$, $\epsilon_{11} = \epsilon_{22} = 0$, that is, a uniaxial stretch.

Fig. 3 summarizes the three relevant configurations for the validation.

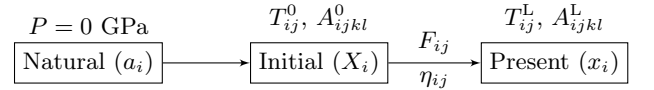


FIG. 3. Relevant configurations for validating the SOECs vs. strain relationships. *Left*: The initial configuration with coordinates $\{X_i\}$ is in equilibrium with the initial hydrostatic pressure; the related SOECs and TOECs are known. We adopt the hydrostatically stressed configuration discussed in Section III as the initial configuration. *Middle*: The present configuration with coordinates $\{x_i\}$ is derived from the initial configuration $\{X_i\}$ by applying an elastic deformation gradient $F_{ij} = \partial x_i / \partial X_j$, or uniform or uniaxial stretches, ϵ_{ij} ; they are the ones whose SOECs are in question; the external stress T_{ij}^{L} in equilibrium with this configuration can be calculated from the stress vs. strain relationship. *Right*: The perturbed $\{\xi_i\}$ configuration is invoked when necessary; this is achieved by perturbing the $\{x_i\}$ configuration with the elastic deformation gradient $f_{ij} = \partial \xi_i / \partial x_j$, or infinitesimal strain e_{ij} .

The specifics for calculating SOECs in the present configuration for the two forms of strains tested and comparisons between the TOE-predicted and numerically-evaluated elastic tensors $\Delta A_{ijkl}^{\text{SK}}$ and $\Delta A_{ijkl}^{\text{L}}$ are as follows.

a. Uniform stretch For a cubic system under hydrostatic pressure, the effect of a uniform stretch corresponds to decreasing the external pressure. Therefore, the elastic coefficients for such configurations are already available from our previous interpolation of the elastic coefficients vs. volume. For an initial configuration with volume V_0 , the corresponding present volume V under the stretch $\epsilon_{11} = \epsilon_{22} = \epsilon_{33} = \epsilon = 0.005$ is $V = (1 + \epsilon)^3 V_0 \approx (1 + 3\epsilon) V_0$.

Fig. 4 shows $\Delta A_{ijkl}^{\text{SK}}$ vs. P , and Fig. 5 shows $\Delta A_{ijkl}^{\text{L}}$ vs. P . The prediction of $\Delta A_{ijkl}^{\text{SK}}$ based on A_{ijklmn}^0 , according to Eq. (8), and the prediction of $\Delta A_{ijkl}^{\text{L}}$ based on C_{ijklmn}^0 , according to Eq. (14), are both in good agreement with the numerically calculated result. Whether evaluated within a uniform reference, the prediction based on the TOEC tensors shows comparable accuracy, provided the correct set of tensors is used.

b. Uniaxial stretch Under uniaxial stretch, the present configuration no longer has the $m\bar{3}m$ symmetry, we need to compute the SOECs for the present configuration (A_{ijkl}^{L}) first. This can be achieved by using the second Piola-Kirchhoff stress t_{ij}^{SK1} vs. strain e_{kl} relation, whose expression is similar to Eq. (8):

$$t_{ij}^{\text{SK1}} = A_{ijkl}^{\text{L}} e_{kl}.$$

A total of 6 sets of perturbed configurations ($\{\xi_i\}$) is used to obtain the full A_{ijkl}^{L} tensor. Measured within the present frame, the incremental second Piola-Kirchhoff stress for the perturbed configuration t_{ij}^{SK1} is given by

$$t_{ij}^{\text{SK1}} = t_{ij}^{\text{SK}} - t_{ij}^0 = t_{ij}^{\text{SK}} - T_{ij}^{\text{L}},$$

because the present configuration's Lagrangian Cauchy stress is the initial stress within the present reference frame, that is, $t_{ij}^0 = T_{ij}^{\text{L}}$. Similar to Eq. (6), the expression for pulling back t_{ij}^{L} from the perturbed frame to t_{ij}^{SK} within the present frame is

$$t_{ij}^{\text{SK}} = j f_{ir}^{-1} f_{js}^{-1} t_{rs}^{\text{L}} = j \frac{\partial x_i}{\partial \xi_r} \frac{\partial x_j}{\partial \xi_s} t_{rs}^{\text{L}},$$

where $f_{ir} = \partial \xi_r / \partial x_i$, and the Jacobian $j = \det \mathbf{f}$.

With the SOECs A_{ijkl}^{L} and A_{ijkl}^0 both available via numerical calculations, we compare their difference vs. pressure with TOE predictions. Fig. 6 shows $\Delta A_{ijkl}^{\text{SK}}$ vs. pressure computed in a uniform reference frame. Fig. 7 shows $\Delta A_{ijkl}^{\text{L}}$ vs. pressure with elastic coefficients before and after the strain computed in their own frames. Overall, our predictions based on Eq. (18) are in good agreement with numerically calculated values. Breaking of the cubic ($m\bar{3}m$) symmetry results in splitting of A_{33} from A_{11} , A_{13} from A_{12} , and A_{66} from A_{44} .

Under both uniform and uniaxial stretches, TOE theory gives an accurate prediction of the incremental SOECs for

configurations not far from the initial condition. Residuals in both $\Delta A_{ijkl}^{\text{SK}}$ and $\Delta A_{ijkl}^{\text{L}}$ originate from approximating changes in SOECs linearly with TOECs A_{ijklmn}^0 and C_{ijklmn}^0 , both of which are also functions of strain.

V. PRESSURE DERIVATIVES OF SOECS

TOE theory allows us to assess the pressure derivatives of SOECs. We discuss pressure derivatives of the thermodynamic SOECs, $A_{ijkl}^{0'}$, only. Pressure derivatives of the effective SOECs $C_{ijkl}^{0'}$ may be obtained by addition of the terms $(\delta_{ij} \delta_{kl} - \delta_{il} \delta_{kj} - \delta_{ik} \delta_{jl})$.

First, we derive an expression for the pressure derivatives $A_{ijkl}^{0'}$ based on the TOECs A_{ijklmn}^0 . Noting that on the right-hand side of Eq. (5b), E and V are both functions of P , we have

$$\begin{aligned} A_{ijkl}^{0'} &= \frac{\partial A_{ijkl}^0}{\partial P} = \frac{\partial}{\partial P} \left(\frac{1}{V} \frac{\partial^2 E}{\partial \eta_{ij} \partial \eta_{kl}} \right) \\ &= \frac{\partial}{\partial P} \left(\frac{1}{V} \right) \frac{\partial^2 E}{\partial \eta_{ij} \partial \eta_{kl}} + \frac{1}{V} \frac{\partial}{\partial P} \left(\frac{\partial^2 E}{\partial \eta_{ij} \partial \eta_{kl}} \right) \\ &= -\frac{1}{V^2} \frac{\partial V}{\partial P} \frac{\partial^2 E}{\partial \eta_{ij} \partial \eta_{kl}} + \frac{1}{V} \left(\frac{\partial^3 E}{\partial \eta_{ij} \partial \eta_{kl} \partial \eta_{mn}} \right) \frac{\partial \eta_{mn}}{\partial P}. \end{aligned} \quad (18)$$

Because the initial and final states are both under hydrostatic conditions ($T_{ij} = -P \delta_{ij}$), the stress vs. strain relation Eq. (8) determines changes in stress (or pressure) caused by a strain $\Delta \eta_{mn}$ via $C_{mnop}^0 \Delta \eta_{op} = -\Delta P \delta_{mn}$. Using the compliance tensor $(C^{-1})_{mnop}$, we have $\Delta \eta_{mn} = -(C^{-1})_{mnop} \Delta P \delta_{op}$, and therefore,

$$\frac{\partial \eta_{mn}}{\partial P} = -(C^{-1})_{mnop} \delta_{op}, \quad (19)$$

$$\frac{1}{V} \frac{\partial V}{\partial P} = \frac{1}{3} \frac{\partial \eta_{mn}}{\partial P} \delta_{mn} = -\frac{1}{3} (C^{-1})_{mnop} \delta_{mn} \delta_{op}. \quad (20)$$

Thus, Eq. (13) may be simplified to become

$$A_{ijkl}^{0'} = -A_{ijklmn}^0 (C^{-1})_{mnpq} \delta_{pq} - \frac{1}{3} A_{ijkl}^0 (C^{-1})_{mnpq} \delta_{mn} \delta_{pq}, \quad (21)$$

in agreement with previously reported results [21, 22].

Alternatively, we can derive a C_{ijklmn}^0 -based expression for $A_{ijkl}^{0'}$, because

$$\begin{aligned} A_{ijkl}^{0'} &= \frac{\partial A_{ijkl}^0}{\partial \eta_{mn}} \frac{\partial \eta_{mn}}{\partial P}, \\ &= -C_{ijklmn}^0 (C^{-1})_{mnpq} \delta_{pq}. \end{aligned} \quad (22)$$

Fig. 8 shows $A_{ijkl}^{0'}$ calculated three ways. 1) Numerically calculated derivatives based on the interpolated SOECs A_{ijkl} (solid curves). 2) Predictions with A_{ijklmn}^0 based on Eq. (21) shown as "×". 3) Predictions with C_{ijklmn}^0 based on Eq. (22) shown as "+". Good consistency between the

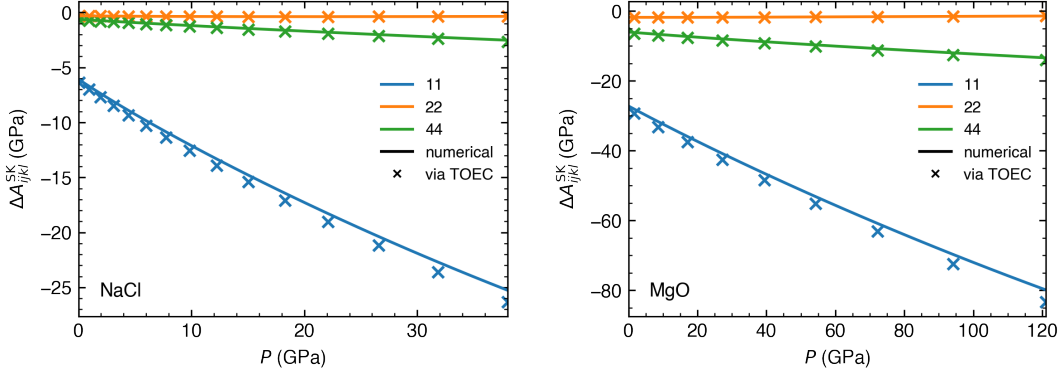


FIG. 4. Change in elastic coefficients ΔA_{ijkl}^{SK} induced by a uniform stretch, $\epsilon_{11} = \epsilon_{22} = \epsilon_{33} = 0.005$. Tensor indices are in Voigt notation.

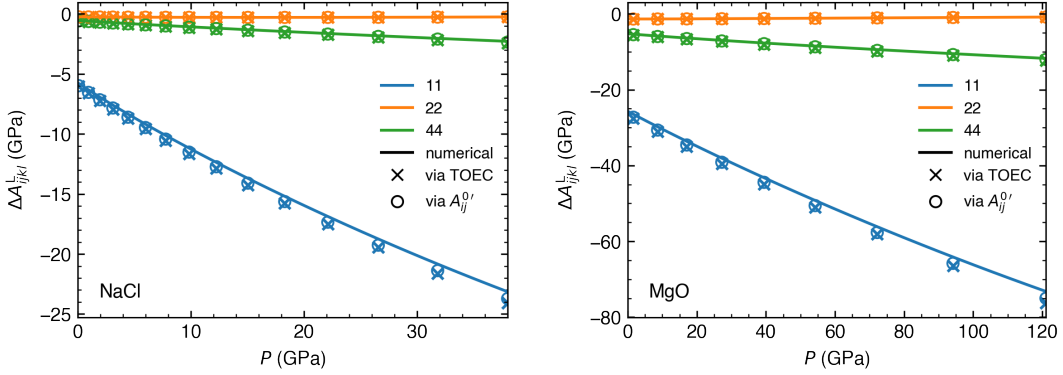


FIG. 5. Change in elastic coefficients ΔA_{ijkl}^L components induced by a uniform stretch, $\epsilon_{11} = \epsilon_{22} = \epsilon_{33} = 0.005$. Tensor indices are in Voigt notation.

three methods along the entire pressure range indicates that Eqns. (21) and (22) are accurate predictions of $A_{ijkl}^{0'}$ for MgO and NaCl.

The above validation shows that $A_{ijkl}^{0'}$ at finite pressure is a linear combination of TOECs, which is why its inverse, i.e., Eq. (17), works.

Finally, although Eq. (22) has a similar form as Thurston [11, Eq. (71)], they do not have the same meaning. In [7, 11], all SOECs are measured within the natural frame based on the second Piola-Kirchhoff description. Thus, their pressure derivatives are not the $A_{ijkl}^{0'}$ defined here, but rather $\lim_{P \rightarrow 0} \Delta A_{ijkl}^{SK} / P$; their TOECs are at 0 GPa, so their predictions remain valid only within close vicinity of zero pressure.

VI. CONCLUSION

In this study, we examine third-order elasticity (TOE) theory to evaluate the effects of elastic deformation on second-order elastic coefficients (SOECs). We review definitions of thermodynamic SOECs, thermodynamic

TOECs, and effective SOECs under finite pressure. Based on the effective SOECs, we propose the use of effective TOECs. We extend the method to compute TOECs under finite pressure via *ab initio* calculations. Based on *ab initio*-calculated TOECs, we predict the effects of strain on SOECs, and the pressure derivative of SOECs for two cubic systems, namely, NaCl and MgO. Our results show that both thermodynamic TOECs and effective TOECs accurately predict strain-induced changes in SOECs. Our study also serves as a self-consistent validation of the *ab initio* approach for computing TOECs.

ACKNOWLEDGMENTS

This research was supported by DOE award DE-SC0019759 and NSF award EAR-2000850. This work used the Extreme Science and Engineering Discovery Environment (XSEDE) [35] *Expansive* supercomputer at the San Diego Supercomputing Center and the *Bridges-2* supercomputer at the Pittsburgh Supercomputing Center through allocation TG-DMR180081.

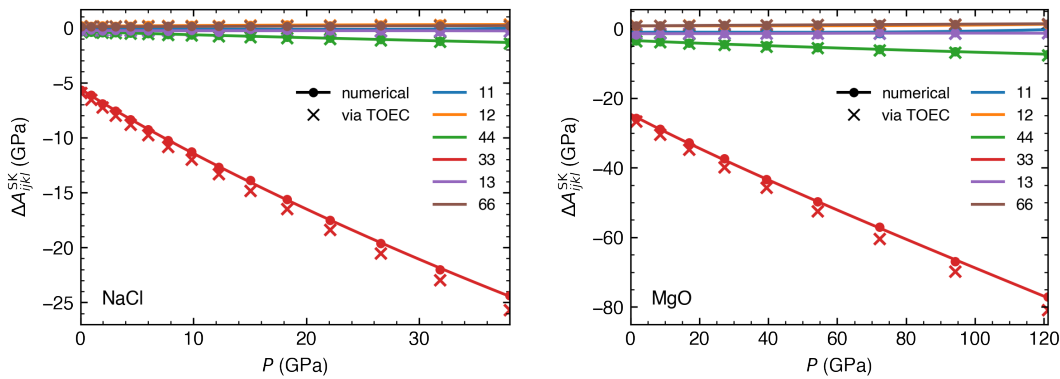


FIG. 6. Change in elastic coefficients ΔA_{ijkl}^{SK} induced by a uniaxial stretch, $\epsilon_{11} = \epsilon_{22} = 0$, $\epsilon_{33} = 0.005$. Tensor indices are in Voigt notation.

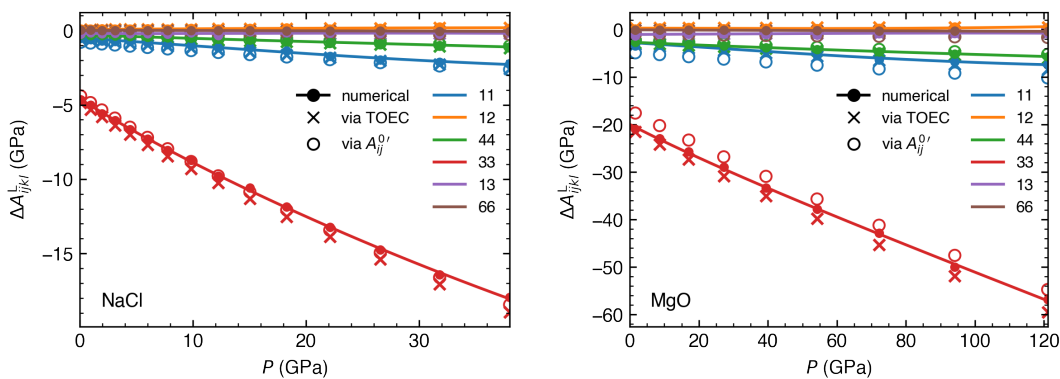


FIG. 7. Change in elastic coefficients ΔA_{ijkl}^L induced by a uniaxial stretch, $\epsilon_{11} = \epsilon_{22} = 0$, $\epsilon_{33} = 0.005$. Tensor indices are in Voigt notation.

- [1] F. A. Dahlen, Elastic velocity anisotropy in the presence of an anisotropic initial stress, *Bulletin of the Seismological Society of America* **62**, 1183 (1972).
- [2] F. A. Dahlen and J. Tromp, *Theoretical Global Seismology* (Princeton University Press, 1998).
- [3] R. M. Wentzcovitch, Z. Wu, and P. Carrier, First Principles Quasiharmonic Thermoelasticity of Mantle Minerals, *Reviews in Mineralogy and Geochemistry* **71**, 99 (2010).
- [4] J. Tromp and J. Trampert, Effects of induced stress on seismic forward modelling and inversion, *Geophysical Journal International* **213**, 851 (2018).
- [5] Y. Sripanich, I. Vasconcelos, J. Tromp, and J. Trampert, Stress-dependent elasticity and wave propagation — New insights and connections, *Geophysics* **86**, W47 (2021).
- [6] R. N. Thurston, H. J. McSkimin, and P. Andreatch, Third-Order Elastic Coefficients of Quartz, *Journal of Applied Physics* **37**, 267 (1966).
- [7] C. Truesdell, ed., *Mechanics of Solids Volume IV: Waves in Elastic and Viscoelastic Solids (Theory and Experiment)*, Mechanics of Solids, Vol. 4 (Springer Berlin Heidelberg, 1984).
- [8] B. K. Sinha and S. Kostek, Stress-induced azimuthal anisotropy in borehole flexural waves, *Geophysics* **61**, 1899 (1996).
- [9] R. Prioul, A. Bakulin, and V. Bakulin, Nonlinear rock physics model for estimation of 3D subsurface stress in anisotropic formations: Theory and laboratory verification, *Geophysics* **69**, 415 (2004).
- [10] R. F. Fock and I. Tsvankin, Analysis of the symmetry of a stressed medium using nonlinear elasticity, *Geophysics* **74**, WB79 (2009).
- [11] R. N. Thurston, Calculation of Lattice-Parameter Changes with Hydrostatic Pressure from Third-Order Elastic Constants, *The Journal of the Acoustical Society of America* **41**, 1093 (1967).
- [12] K. Brugger, Thermodynamic Definition of Higher Order Elastic Coefficients, *Physical Review* **133**, A1611 (1964).
- [13] R. N. Thurston, Effective Elastic Coefficients for Wave Propagation in Crystals under Stress, *The Journal of the Acoustical Society of America* **37**, 348 (1965).
- [14] T. H. K. Barron and M. L. Klein, Second-order elastic constants of a solid under stress, *Proceedings of the Physical Society* **85**, 523 (1965).

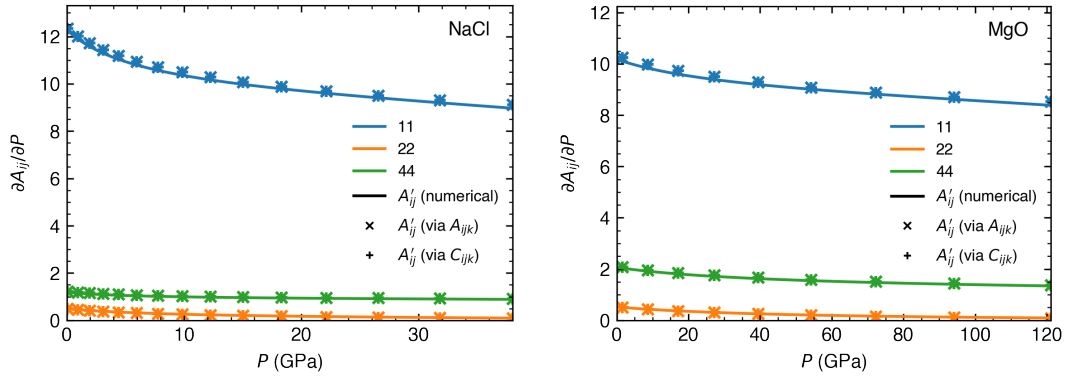


FIG. 8. Pressure derivative of SOECs vs. pressure for NaCl and MgO. Curves denote numerical pressure derivatives of the elastic coefficients; \times indicates predictions based on Eq. (21); $+$ indicates predictions based on Eq. (22) .

TABLE I. Comparison of notations used in different studies.

	This study	Ref. [2]	Ref. [20]	Ref. [14]	Refs. [7, 13]	Ref. [15]	Ref. [21]	Ref. [3]
Initial frame	X_i		a_s		X_i		x_i	x_i
Present frame	x_i		x_r		x_i		a_i	X_i
Deformation matrix	F	\mathbf{F}	$\partial x_r / \partial a_s$	$u_{\alpha, \beta}$	$\partial x_s / \partial X_i$	F_{ij}		u_{ij}
Lagrangian strain	η_{ij}	\mathbf{E}^L	η_{rs}	$\eta_{\alpha\beta}$	S_{ij} [13] or V_{ij} [7]	η_{ij}	η_{ij}	e_{ij}
Thermodynamic SOEC	A_{ijkl}^0	Ξ_{ijkl}	c_{ij}	$\check{C}_{\alpha\beta\sigma\tau}$	\check{C}_{ijkm}	C_{ij} / C_{ijkl}	$C_{ijkl} - pD_{ijkl}^*$	
Effective SOEC	C_{ijkl}^0	Γ_{ijkl}		$\check{c}_{\alpha\beta\sigma\tau}$	β_{ijkm}		C_{ijkl}	C_{ijkl}
Thermodynamic TOEC	A_{ijklmn}^0		C_{ijk}			C_{ijk} / C_{ijklmn}	C_{ijklmn}	
Effective TOEC	C_{ijklmn}^0							

* $D_{ijkl} = (\delta_{ij} \delta_{kl} - \delta_{il} \delta_{kj} - \delta_{ik} \delta_{jl})$

- [15] J. Zhao, J. M. Winey, and Y. M. Gupta, First-principles calculations of second- and third-order elastic constants for single crystals of arbitrary symmetry, *Physical Review B* **75**, 094105 (2007).
- [16] T. Cao, D. Cuffari, and A. Bongiorno, First-Principles Calculation of Third-Order Elastic Constants via Numerical Differentiation of the Second Piola-Kirchhoff Stress Tensor, *Physical Review Letters* **121**, 216001 (2018).
- [17] M. Liao, Y. Liu, S.-L. Shang, F. Zhou, N. Qu, Y. Chen, Z. Lai, Z.-K. Liu, and J. Zhu, Elastic3rd: A tool for calculating third-order elastic constants from first-principles calculations, *Computer Physics Communications* **261**, 107777 (2021).
- [18] H. Wang and M. Li, *Ab Initio* calculations of second-, third-, and fourth-order elastic constants for single crystals, *Physical Review B* **79**, 224102 (2009).
- [19] J. Gu, C. Wang, B. Sun, W. Zhang, and D. Liu, High-Pressure Third-Order Elastic Constants of MgO Single Crystal: First-Principles Investigation, *Zeitschrift für Naturforschung A* **74**, 447 (2019).
- [20] F. Birch, Finite Elastic Strain of Cubic Crystals, *Physical Review* **71**, 809 (1947).
- [21] G. R. Barsch, Adiabatic, Isothermal, and Intermediate Pressure Derivatives of the Elastic Constants for Cubic Symmetry. I. Basic Formulae, *physica status solidi (b)* **19**, 129 (1967).
- [22] Z. P. Chang and G. R. Barsch, Nonlinear Pressure Dependence of Elastic Constants and Fourth-Order Elastic Constants of Cesium Halides, *Physical Review Letters* **19**, 1381 (1967).
- [23] L. Duan, W. Wang, Z. Wu, and W. Qian, Thermodynamic and Elastic Properties of Grossular at High Pressures and High Temperatures: A First-Principles Study, *Journal of Geophysical Research-Solid Earth* **124**, 7792 (2019).
- [24] M. Liao, Y. Liu, Z. Lai, and J. Zhu, Pressure and temperature dependence of second-order elastic constants from third-order elastic constants in TMC (TM=Nb, Ti, V, Zr), *Ceramics International* **47**, 27535 (2021).
- [25] P. Carrier, J. F. Justo, and R. M. Wentzcovitch, Quasiharmonic elastic constants corrected for deviatoric thermal stresses, *Physical Review B* **78**, 144302 (2008).
- [26] C. Luo, K. Umemoto, and R. M. Wentzcovitch, Ab initio investigation of H-bond disordering in δ -AlOOH, *arXiv:2112.11369 [cond-mat, physics:physics]* (2022), arXiv: 2112.11369.
- [27] The use of the Helmholtz free energy gives isothermal elastic coefficients. Static (clamped ions) energies give static coefficients (0 K but without zero-point-motion energy effects).
- [28] M. Maitra and D. Al-Attar, On the stress dependence of the elastic tensor, *Geophysical Journal International* **225**, 378 (2021).
- [29] K. Huang, On the atomic theory of elasticity, *Proceedings of the Royal Society of London. Series A. Mathematical and Physical Sciences* **203**, 178 (1950).
- [30] K. Brugger, Pure Modes for Elastic Waves in Crystals, *Journal of Applied Physics* **36**, 759 (1965).

- [31] P. Giannozzi, S. Baroni, N. Bonini, M. Calandra, R. Car, C. Cavazzoni, D. Ceresoli, G. L. Chiarotti, M. Cococcioni, I. Dabo, A. D. Corso, S. de Gironcoli, S. Fabris, G. Fratesi, R. Gebauer, U. Gerstmann, C. Gougoussis, A. Kokalj, M. Lazzeri, L. Martin-Samos, N. Marzari, F. Mauri, R. Mazzarello, S. Paolini, A. Pasquarello, L. Paulatto, C. Sbraccia, S. Scandolo, G. Selauzero, A. P. Seitsonen, A. Smogunov, P. Umari, and R. M. Wentzcovitch, QUANTUM ESPRESSO: A modular and open-source software project for quantum simulations of materials, *Journal of Physics: Condensed Matter* **21**, 395502 (2009).
- [32] J. P. Perdew and A. Zunger, Self-interaction correction to density-functional approximations for many-electron systems, *Physical Review B* **23**, 5048 (1981).
- [33] N. Troullier and J. L. Martins, Efficient pseudopotentials for plane-wave calculations, *Physical Review B* **43**, 1993 (1991).
- [34] J. Tromp, M. L. Marcondes, R. M. M. Wentzcovitch, and J. Trampert, Effects of Induced Stress on Seismic Waves: Validation Based on Ab Initio Calculations, *Journal of Geophysical Research: Solid Earth* **124**, 729 (2019).
- [35] J. Towns, T. Cockerill, M. Dahan, I. Foster, K. Gaither, A. Grimshaw, V. Hazlewood, S. Lathrop, D. Lifka, G. D. Peterson, R. Roskies, J. R. Scott, and N. Wilkins-Diehr, XSEDE: Accelerating Scientific Discovery, *Computing in Science & Engineering* **16**, 62 (2014).

SUPPLEMENTARY MATERIALS

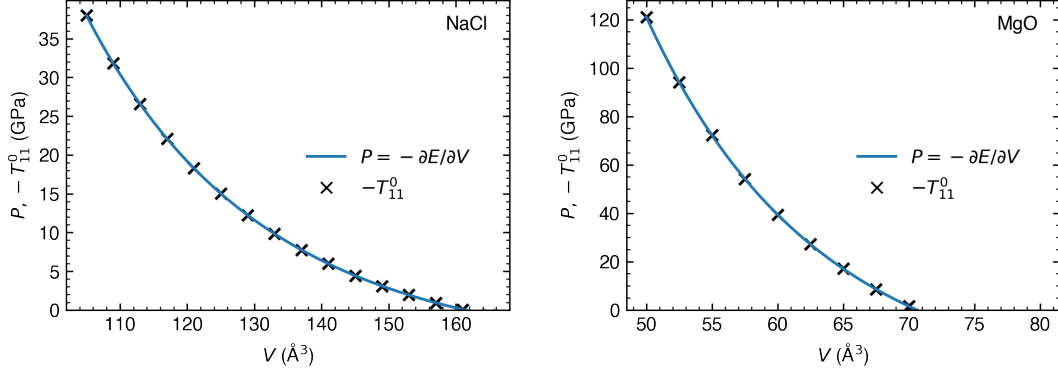


FIG. S1. Pressure vs. volume from third-order Birch–Murnaghan equation of state and T_{11}^0 from strain energy vs. strain expansion.

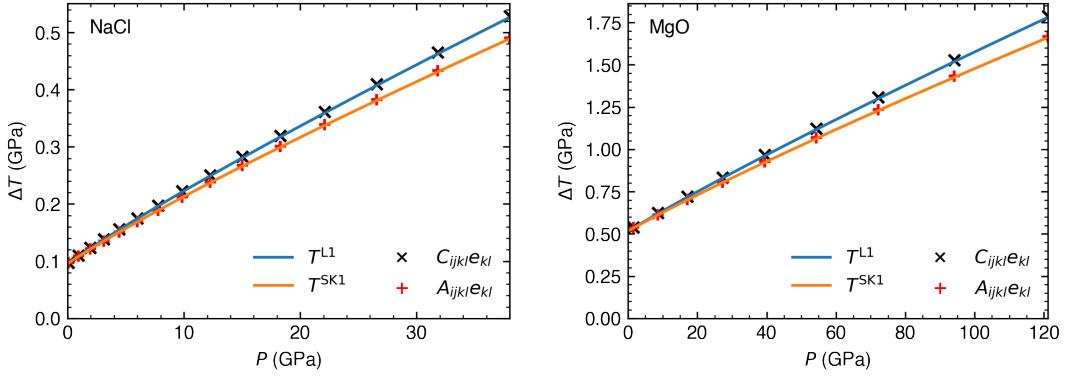


FIG. S2. Change in stress T^{L1} compared to $C_{ijkl}\eta_{kl}$ and T^{SK1} compared to $A_{ijkl}\eta_{kl}$ and $C_{ijkl}\eta_{kl}$ vs. P . A homogenous stretch $\eta_{11} = \eta_{22} = \eta_{33} = 0.001$ was applied. The comparison outlines the difference between the incremental second Piola-Kirchoff stress T^{SK1} and the incremental Lagrangian Cauchy stress T^{L1} . T^{SK1} is predicted by A_{ijkl} , with a hydrostatic initial stress, T^{L1} is predicted by C_{ijkl} . Here we calculate and compare these quantities in Fig. S2 show these quantities w.r.t. a 0.1% stretch.

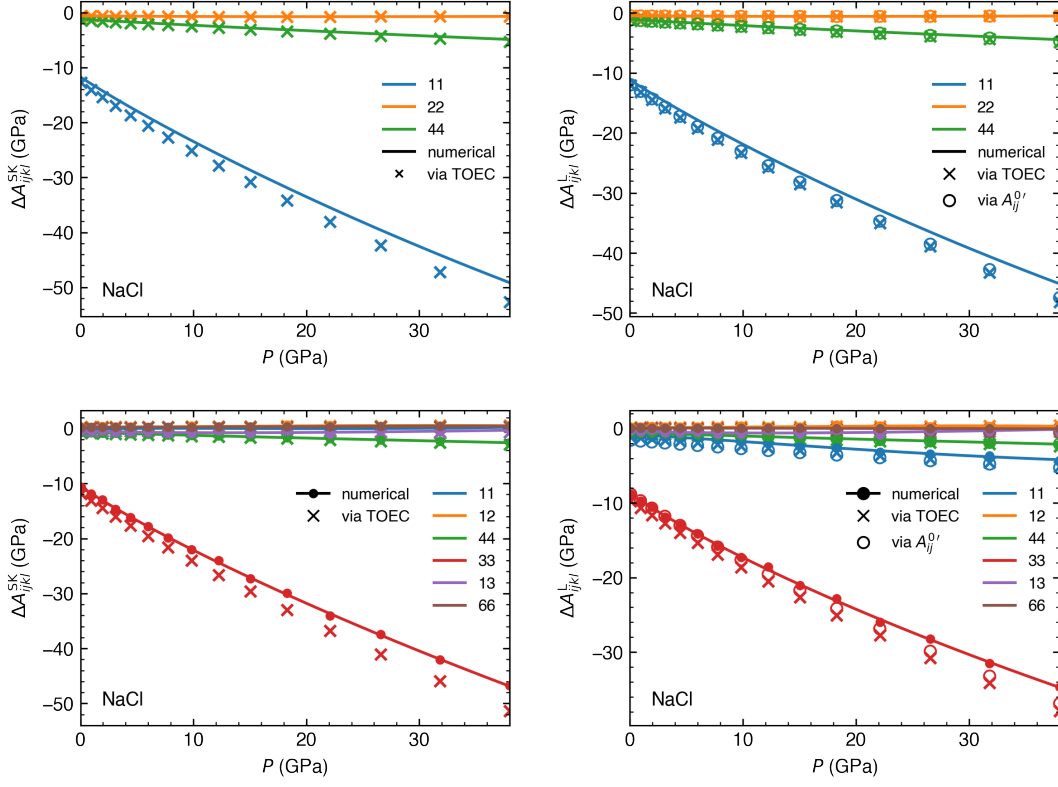


FIG. S3. Change in A_{ijklmn} with a strain of 0.01 magnitude.