

FAIR Data will Fuel a Revolution in Materials Research

LC Brinson¹, LM Bartolo², B Blaiszik^{3,4}, D Elbert⁵, I Foster^{3,4}, A Strachan⁶, PW Voorhees²

1 – Duke University

2 – Northwestern University

3 – University of Chicago

4 – Argonne National Laboratory

5 – Johns Hopkins University

6 – Purdue University

Widely shared and accessible materials data are the key to a world of accelerated materials development to address society's greatest challenges. We present a roadmap for connected materials data to enable researchers, designers, and manufacturers to harness its power.

Data – arguably the most important product of worldwide materials research investment – are rarely shared. The small and biased proportion of results published are buried in plots and text licensed by journals. This situation wastes resources, hinders innovation, and, in the current era of data-driven discovery, is no longer tenable. In this comment we identify opportunities for synergistic, collaborative, and global actions to assemble large quantities of **FAIR (Findable, Accessible, Interoperable, Reusable)** (1) materials data.

We describe the current state of materials data efforts around the world, discuss what FAIR data principles mean in the context of materials science and engineering, summarize inputs garnered from conversations with key community stakeholders, and propose a roadmap with concrete actions, both individual and collective, towards FAIR materials data. Following this roadmap can lead to a future where *all* high-quality materials data necessary for a given application are well-described, published, and findable by both humans and machines to enable data-driven research and development. Researchers will then be able to easily understand, reuse, and recombine data in new ways, unleashing a new era of accelerated innovation and progress, dramatically increasing the impact of materials research and engaging new communities.

A decade ago, the U.S. Materials Genome Initiative (MGI) (2) articulated goals of significantly accelerated materials development and deployment via a combination of advanced computational methods, integrated and high throughput experiments, with a focus on data standards, sharing, transparency, modeling, and design. This vision was rapidly mirrored across the globe in parallel initiatives; major international efforts with significant funding centered on materials data and data science are now underway or soon to be launched. In the U.S, the recent *2021 Materials Genome Initiative Strategic Plan* (2) expands the MGI's scope to encompass a new "Materials Innovation Infrastructure", a focus on AI, and put emphasis on a community network with a broad reach through standards, education and training. In Germany, the National Research Data Infrastructure (NFDI)'s *MatWerk 2021* has been awarded five years of funding for a shared data space for Materials Science and Engineering. In 2021, the UK launched its *Innovation Strategy* with support for advanced materials & manufacturing, and in 2020 the EU established the *OntoCommons* for shared materials and manufacturing data ontologies. Japan's Strategic Innovations Program

(SIP) created the *Design System of Structural Materials* in 2020. These and other efforts make clear the global importance of data to materials science and engineering (2-15).

Despite these efforts to date, the majority of world-wide investment in materials science and engineering—more than \$37B in 2018 by US industry alone (16)—results in data that languish in local storage systems or reports and papers (2, 5, 6). In contrast, imagine being able to “google” all the materials ever synthesized or predicted, to find organized, annotated, quantitative, referenced, citable, and downloadable data for those that have a desirable combination of properties. National and worldwide frameworks to share data and tools, production grade interoperable systems, and community driven standards and protocols are all urgently needed to achieve this vision of massively FAIR materials data.

FAIR (Findable, Accessible, Interoperable, Reusable) materials data

The FAIR Data Principles have rapidly become the unifying paradigm for effective discovery and reuse of digital resources, including data, metadata, protocols, workflows, and software. In the materials domain, FAIR data empower two critical advances. First, they enable better science by facilitating the reproducibility and transparency critical to validation and translation of research to industry. Second, they provide a path to reward those who create data valued by the community. FAIR data are also expected to unleash the era of materials informatics where exploring prior work is nearly instantaneous and the proverbial reinventing of the wheel is minimized. These advances will drive development and evaluation of data-intensive methodologies, including advanced analytics and machine learning.

Realizing the promise of FAIR, however, requires community-defined agreement and implementation. In the materials domain, we encounter varied interpretations and definitions that create an impression of difficulty and hold back effective implementation (17-19). Materials data are inherently heterogeneous, including, for example, image and video data at many length scales; scalar, vector, tensorial, and tabular numeric data of physical property values; text and numeric data defining compositional details and processing conditions; and critical metadata on computational methods, experimental protocols, assumptions, and analysis types. Each data type has different forms, vocabularies, and descriptors across different material types, from polymeric systems to metals, biomaterials, ceramics, functional materials, and more.

Three important points should be kept in mind when implementing the Fair Principles in the materials community: 1) The best approach to realizing the principles will inevitably evolve as technological advances arise. 2) The perfect can be the enemy of the good and not all principles need to be implemented simultaneously or to their fullest extent – small steps by individual research groups will move the community forward. 3) Each attribute of FAIR has levels of implementation (e.g. 1, 20, 21). As depicted in Figure 1, making materials data FAIR need not involve heroic efforts but does require the consistent adoption of readily available protocols. For example, the use of globally unique, persistent identifiers (UUIDs or PIDs) as long-lasting references for digital resources is FAIR, while storing data on general cloud servers and making it “available upon request” is “not FAIR”.

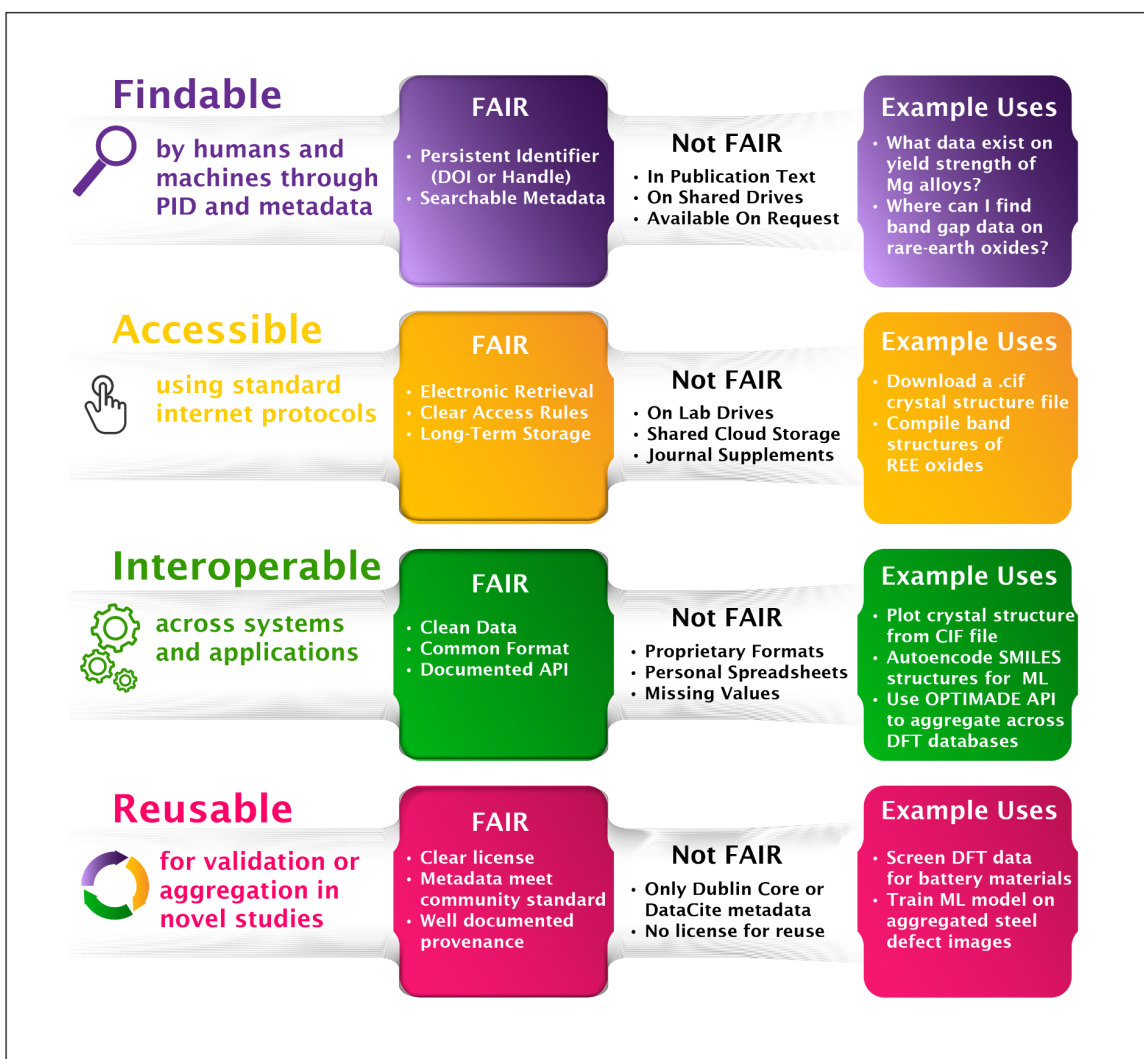

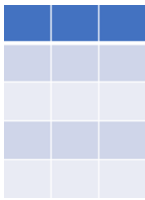


Figure 1. Concise definitions of the FAIR components pertinent to materials research data. Many findable and accessible resources provide examples of current implementations (e.g. the Materials Project, OpenKim, the Materials Data Facility, Zenodo), while data reported in publications, journal supplements, on shared cloud storage, or made available upon request do not meet findable and accessible principles. Interoperability remains challenging, but the broadly accepted Crystallographic Information Framework (CIF, 22), Simplified Molecular-Input Line-Entry System (SMILES, 23), and the burgeoning OPTIMADE (24) project provide examples of how community collaboration can provide solutions. Reusability is the ultimate goal of FAIR and will require on-going development of metadata to provide the context and provenance needed to ensure appropriate use as well as broad adoption of standard licenses allowing such use.

To illustrate how FAIR concepts can be applied and understood in the context of materials data, consider two common types of materials data: 1) an image of a microstructure, containing nuances such as grain boundaries, dislocations, inclusions, and/or dispersion of particles; and 2) numeric data representing a spectral response for a property value varying in space, temperature, time, or frequency (e.g., loss modulus vs. temperature, or dielectric constant vs. frequency). For

these data, one a TIFF image file, the other tabular data, FAIRness can be described as in Table 1.

Table 1: Examples of **F-A-I-R** overlaid with two common examples of materials data types, a microstructural image and tabular numerical data on material properties.

	 <p>Microstructure image</p>	 <p>Tabular numeric property data</p>
Findable (Persistent ID, metadata are searchable)	Image shared with PID and descriptive metadata (e.g. composition, imaging type, and length scale of pixels) so it is found in a search for "NiTi alloy, SEM" or "SBS copolymer, microscopy"	Table of values is shared in a file with a PID and descriptive metadata (e.g. composition and tagged column headers) so it is found in a search for "PMMA, loss modulus".
Accessible (via standard protocols)	Image is reliably downloaded by computer (API) access in scientifically appropriate, common format and updated as protocols and formats evolve.	Table readily downloadable by computer (API) in common formats (e.g., csv, xls, json).
Interoperable (open or widely accepted formats and vocabulary)	Image stored with its metadata, labeled with commonly acceptable vocabularies.	Table stored with its metadata and clear identification of common vocabulary terms for the column headers and units. Missing data explained or fixed.
Reusable (explicit license, detailed provenance for data, community standard metadata)	Sufficiently deep metadata for appropriate use (e.g., scale per pixel, imaging method, composition details, processing details, labeling of defects) Shared using a permissive license.	Sufficiently deep metadata for appropriate use (e.g., measurement methods, composition details, processing details, link to control sample data, measurement error). Shared using a permissive license.

Materials Data Stakeholders: Barriers and Hopes

While the vision for readily accessible data is compelling, realizing this vision will require significant operational and cultural changes within the materials community. We believe a coordinated approach will be critical to a swift adoption of FAIR principles. In crafting this approach, we must consider the agendas, needs, and concerns of four large cadres of stakeholders: researchers who generate the data; publishers and repository developers that transmit results of research; funders who support research; and consumers who use the data.

At the highest level, the number one barrier to FAIR data is time: a fear of productive time lost in archiving, cleaning, annotating, and storing data and associated metadata. Other major concerns surfaced in our conversations with all stakeholders are: navigation of licensing, permissions, and embargoes for materials data and quality control for data housed in repositories. Issues about “lost time” are consistent across stakeholder groups, with both funders and researchers concerned about lost productivity, publishers concerned about barriers to publication when data sharing is enforced, and consumers worried about spending time searching for data in a new and unfamiliar landscape. While concerns about data quality are also frequently raised, we believe FAIR data will allow people to assess data quality for their individual purposes.

In spite of these significant feared barriers, stakeholders also envision great hope for a data rich future where journal articles are linked with FAIR datasets; the ever growing supplementary information (SI) can be replaced with references to cleanly annotated data in repositories; measures of quality and FAIR metrics naturally evolve for housed data; and data are citable, findable, and reusable, and have significantly larger impact.

But we must recognize that transitioning from the current state to one in which FAIR data are widespread requires bridging a significant chasm, as much sociological as technical. To combat the major fear of “lost time”, both demonstrations of shared data enabling success and incentives for sharing FAIR data are needed. Data literacy and best practices need to become part of education and researchers’ daily workflow so that making data FAIR is no longer a taxing afterthought. Models for sustainability must be developed and implemented to support hosting large quantities of data and required infrastructure. Addressing stakeholder concerns and creating incentives and a roadmap towards FAIR materials data are the keys to the Materials Innovation Infrastructure and FAIR materials data being widely embraced by the materials community.

A Roadmap to FAIR Materials Data Infrastructure

Accelerating innovation in materials research via FAIR data requires interdependent action across stakeholder groups, including both 1) community-level incentives and 2) efforts and steps that individuals and small groups can implement now. With the goal of maximizing the synergies between these efforts, we propose the following steps towards realizing the vision of FAIR materials data. Key features of this roadmap (Figure 2) include not only the priorities described here, but also mechanisms for community contribution and regular (annual or biannual) roadmap updates to reflect changing information and priorities.

Figure 2 illustrates a suite of six key community-level incentives surrounding and supporting the pathway of actions for individual researchers. The community efforts are:

Data literacy and rewarding best practices in data stewardship. Educating and incentivizing researchers to take part in contributing materials data is key to long-term success. Processes need to be established to evaluate the FAIR data output of research efforts. Data producers should be recognized when their data or models are re-used, for example via citations. Studies are needed to determine the best incentives for encouraging sharing of quality data. Shared and

open educational content should be created to train future and current researchers in FAIR materials data methodologies.

Define high-impact community data generation tasks in sub-fields. Specific communities in materials science and engineering should identify where and what shared data generation and collection can lead to early transformational science outcomes. Clearly identifying specific data products (e.g., microstructure images) to implement FAIR data principles and to encourage repositories to engage the community can provide a catalyst to elicit change broadly in the community. These efforts may be tied to the MGI or other related national priorities, or derived organically from the community.

Establish benchmark datasets of high value. The machine learning community has benefited from the creation of high-quality, curated datasets (e.g., ImageNet for visual object recognition) that have then enabled, and indeed driven, the development of new algorithms. Establishing a handful of such consensus high-value, high-profile datasets in materials science will allow for similar progress via the creation of benchmarks to understand both progress and limitations. Establishment of an award for top discoveries based on prior data could be motivational.

Collect and promote success stories. Compelling examples in which data-driven approaches are used to advance materials research will motivate the community and provide tangible documentation of benefits. Professional organizations and funding agencies should curate and market these stories. A central website should be created to collate the network of stories and social media used to publish stories to the community.

Prioritize capture of research products beyond datasets. To maximize the value and re-use of captured data, it is important to also collect adjacent products; e.g., post-processing methods, trained machine learning models, and codes. Community repositories should support linking these adjacent objects to datasets and repositories of models and post-processing methods should be developed.

Promote trustworthy repositories. While materials scientists do not need to know how repositories operate, being aware of recommended features for trustworthy repositories will help them select where to submit their data. The materials community should determine what trustworthiness criteria are important for their repositories and convey them to data producers. National archives, libraries, universities, governments and industry have developed and refined criteria for the audit and certification of trustworthy digital and data repositories. CoreTrustSeal (CTS) (25) defines sixteen broad requirements covering: institutional support (e.g., qualified staff, license maintenance and monitoring), digital resource maintenance (e.g., data are findable, re-usable, persistently identifiable), and technological provisions (e.g., operating systems, infrastructure, security) to ensure long term storage, access, and preservation of data as part of the global data infrastructure.



Figure 2. Roadmap of individual action levels towards FAIR materials data. The roadmap is built on a foundation of community actions that create value and motivate change to accelerate the widespread adoption of FAIR in the materials domain.

To help individual researchers, research groups, and labs take appropriate steps towards FAIR data and enhance their scholarly output, we propose the following four concrete steps, shown in the pathway in Figure 2, organized in roughly increasing order of complexity. These steps can be taken one at a time, in various orders, and are applicable to any materials research effort. At present, many researchers simply store data in public clouds and make data available upon request, in their websites, or in journal supplementary materials. This current status-quo is not FAIR: for example, the lack of findability and machine readability severely limits the data’s utility. Given the various repositories currently available, such practices should be phased out and we propose the following steps for all materials researchers to embark upon the FAIR data journey. In each Level, the letters F, A, I or R following each action refer to the corresponding specific aspects of the FAIR acronym.

Level 1: Planning and Preliminary Data Submission

Establish what data and metadata are important in your field at the outset of every project. We find it useful to consider how the data could be reused by others for tasks possibly unrelated to

the originator's work. (R) Make your preliminary data available through a general repository with persistent identifiers (e.g. DOIs) for datasets (e.g. Zenodo, Figshare, Dryad). For example, Figshare enables uploads up to 20 GB and provides a unique persistent identifier for each dataset, as well as search, citation services. (F) Include licensing information and *how to cite* examples included in the metadata. These features are provided by many platforms, including Figshare, Dryad and nanoHUB. (R)

Level 2: Materials Specific Metadata and Complete Submission

Include detailed metadata to describe the data. A first example would be a CSV file with the raw data in one or multiple columns and associated metadata in additional columns. CSV datasets can be shared in several repositories, including citration and Figshare. (R, F)

Make all data and detailed metadata available in a repository designed to handle materials metadata (F,A). For example, OpenKIM for interatomic models or the NIST Materials Data Repository.

Level 3: Enhanced Functionality

Ensure data and metadata are both human and machine readable. Both should be queryable using widely adopted standards & application programming interfaces (APIs) (F,A) Examples of such features include the Materials Project and OQMD for density functional theory calculations and the Materials Data Facility for heterogeneous datasets. nanoHUB enables the publication of simulation tools and workflows with queryable data, requirements, and services (26)

Level 4: Community standards, Provenance and Reusing Data

Use community standards for knowledge representation and standard file formats for data and metadata. Examples include SMILES for molecules and CIF for crystals which can be automatically processed by visualization and machine learning packages. (I) Include metadata that points to other metadata as needed to provide detailed context, ensure software and protocols have well defined and verified requirements (inputs) and services (outputs). (I) Reuse data from repositories in your research, e.g., benchmarking new data, or incorporate into analyses to create new data. (R)

To support the transition to FAIR materials data, community networks such as the Materials Research Data Alliance (MaRDA) in the US and the materials subgroups in the Research Data Alliance (RDA) internationally provide the important stakeholder coordination and engagement required to develop and maintain protocols, standards, and best practices.

New data-driven approaches to materials innovation promise transformational contributions to human health and prosperity, but are currently hindered by inadequate access to required data on materials and material properties. To break down barriers to sharing and reuse, the materials community needs to adopt policies and practices that make materials data broadly findable, accessible, interoperable, and reusable (FAIR). The roadmap that we have presented here defines simple steps that individuals and organizations can take towards this goal. In so doing, they will contribute to the creation of a distributed, yet unified, worldwide materials innovation

network within which data can be reused and recombined in new ways to unleash a new era of accelerated innovation and progress.

References:

1. M.D. Wilkinson, M. Dumontier, I. Jan Aalbersberg, G. Appleton, M. Axton, A. Baak, N. Blomberg, J. Boiten, L. Bonino da Silva Santos, P.E. Bourne, J. Bouwman, A.J. Brookes, T. Clark, M. Crosas, I. Dillo, O. Dumon, S. Edmunds, C.T. Evelo, R. Finkers, A. Gonzalez-Beltran, A.J.G. Gray, P. Groth, C. Goble, J.S. Grethe, J. Heringa, P.A.C 't Hoen, R. Hooft, T. Kuhn, R. Kok, J. Kok, S.J. Lusher, M.E. Martone, A. Mons, A.L. Packer, B. Persson, P. Rocca-Serra, M. Roos, R. van Schaik, S. Sansone, E. Schultes, T. Sengstag, T. Slater, G. Strawn, M.A. Swertz, M. Thompson, J. van der Lei, E. van Mulligen, J. Velterop, A. Waagmeester, P. Wittenburg, K. Wolstencroft, J. Zhao and B. Monsa, "The FAIR Guiding Principles for scientific data management and stewardship," *Scientific Data*, vol. 3, 160018, 2016.
2. *Materials Genome Initiative Strategic Plan*, U.S. White House Office of Science and Technology Policy, 18 Nov. 2021, <https://www.mgi.gov/sites/default/files/documents/MGI-2021-Strategic-Plan.pdf>. (original MGI letter from 2011 also at <https://www.mgi.gov>)
3. NSF NCSES, Business research and development: 2018 – NSF - National Science Foundation, "<https://ncses.nsf.gov/pubs/nsf21312#data-tables>, (Accessed on 10/04/2021).
4. European Commission, Directorate-General for Research and Innovation, Turning FAIR into reality: final report and action plan from the European Commission expert group on FAIR data. Publications Office, 2018. [Online]. Available: <https://data.europa.eu/doi/10.2777/1524>
5. L. Himanen, A. Geurts, A. S. Foster, and P. Rinke, "Data-driven materials science: Status, challenges, and perspectives," *Advanced Science*, vol. 6, no. 21, p. 1900808, 2019.
6. The Minerals Metals & Materials Society (TMS), Building a Materials Data Infrastructure: Opening New Pathways to Discovery and Innovation in Science and Engineering. Pittsburgh, PA: TMS, 2017.
7. Warren, JA. (August 2021). The MGI and the Materials Data Infrastructure. Available at <https://ncihub.org/resources/2324/download/NanoWG.pdf>
8. Eberl, C, Neibel, M, Hickel, T. (July 2021). National Research Data Infrastructure for Materials Science & Engineering MatWerk, Available at <https://nfdi-matwerk.de/>
9. UK Department of Business, Energy & Industrial Strategy. (July 2021). UK Innovation Strategy Report. Available at https://assets.publishing.service.gov.uk/government/uploads/system/uploads/attachment_data/file/1009577/uk-innovation-strategy.pdf
10. European Materials Modeling Council. (Nov 2020). Ontology-Driven Data Documentation for Industry Commons. Available at <https://ontocommons.eu>
11. Japan Council for Science and Technology Policy. (2020). Strategic Innovations Program - Pioneering the Future: Japanese Science, Technology and Innovation 2020. Available at: https://www8.cao.go.jp/cstp/panhu/sip_english/sip_en.html
12. de Pablo JJ, Jackson NE, Webb MA, Chen LQ, Moore JE, Morgan D, Jacobs R, Pollock T, Schlom DG, Toberer ES, Analytis J. New frontiers for the materials genome initiative. *npj Computational Materials*. 2019 Apr 5;5(1):1-23.
13. Materials science is helping to transform China into a high-tech economy, Spotlight, *Nature*, 27 March 2019, <https://www.nature.com/articles/d41586-019-00885-5>
14. Jain A, Persson KA, Ceder G. Research Update: The Materials Genome Initiative: Data sharing and the impact of collaborative ab initio databases. *APL Materials*. 2016 May 1;4(5):053102.

15. Blaiszik B, Ward L, Schwarting M, Gaff J, Chard R, Pike D, Chard K, Foster I. A data ecosystem to support machine learning in materials science. *MRS Communications*. 2019 Dec;9(4):1125-33.
16. National Center for Science and Engineering Statistics. 2020. *Business Research and Development: 2018*. NSF 21-312. Alexandria, VA: National Science Foundation. Available at <https://nces.nsf.gov/pubs/nsf21312/>
17. Fagnan, Kjersten, Nashed, Youssef, Perdue, Gabriel, Ratner, Daniel, Shankar, Arjun, and Yoo, Shinjae. Data and Models: A Framework for Advancing AI in Science. United States: N., USDOE Office of Science (SC), Advanced Scientific Computing Research (ASCR) Technical Report 1579323, 2019. doi:10.2172/1579323.
18. Tanhua T, Pouliquen S, Hausman J, O'Brien K, Bricher P, de Bruin T, Buck JJ, Burger EF, Carval T, Casey KS, Diggs S. Ocean FAIR data services. *Frontiers in Marine Science*. 2019 Aug 7;6:440.
19. Lannom L, Koureas D, Hardisty AR. FAIR data and services in biodiversity science and geoscience. *Data Intelligence*. 2020 Jan 1;2(1-2):122-30.
20. Annika Jacobsen, Ricardo de Miranda Azevedo, Nick Juty, Dominique Batista, Simon Coles, Ronald Cornet, Mélanie Courtot, Mercè Crosas, Michel Dumontier, Chris T. Evelo, Carole Goble, Giancarlo Guizzardi, Karsten Kryger Hansen, Ali Hasnain, Kristina Hettne, Jaap Heringa, Rob W.W. Hooft, Melanie Imming, Keith G. Jeffery, Rajaram Kaliyaperumal, Martijn G. Kersloot, Christine R. Kirkpatrick, Tobias Kuhn, Ignasi Labastida, Barbara Magagna, Peter McQuilton, Natalie Meyers, Annalisa Montesanti, Mirjam van Reisen, Philippe Rocca-Serra, Robert Pergl, Susanna-Assunta Sansone, Luiz Olavo Bonino da Silva Santos, Juliane Schneider, George Strawn, Mark Thompson, Andra Waagmeester, Tobias Weigel, Mark D. Wilkinson, Egon L. Willighagen, Peter Wittenburg, Marco Roos, Barend Mons, Erik Schultes; FAIR Principles: Interpretations and Implementation Considerations. *Data Intelligence* 2020; 2 (1-2): 10–29. doi: https://doi.org/10.1162/dint_r_00024.
21. Annika Jacobsen, Rajaram Kaliyaperumal, Luiz Olavo Bonino da Silva Santos, Barend Mons, Erik Schultes, Marco Roos, Mark Thompson; A Generic Workflow for the Data FAIRification Process. *Data Intelligence* 2020; 2 (1-2): 56–65. doi: https://doi.org/10.1162/dint_a_00028
22. *International Tables for Crystallography Volume G: Definition and exchange of crystallographic data* (2005), edited by Sydney Hall & Brian McMahon. Dordrecht: Springer.
23. Weininger, David (February 1988). "SMILES, a chemical language and information system. 1. Introduction to methodology and encoding rules". *Journal of Chemical Information and Computer Sciences*. **28** (1): 31–6. doi:[10.1021/ci00057a005](https://doi.org/10.1021/ci00057a005)
24. Andersen *et al*, OPTIMADE, an API for exchanging materials data, *Sci. Data* **8**, 217 (2021) [10.1038/s41597-021-00974-z](https://doi.org/10.1038/s41597-021-00974-z)
25. L'Hours, H., Kleemola, M., & de Leeuw, L. (2019). CoreTrustSeal: From academic collaboration to sustainable services. *IASSIST Quarterly*, 43(1), 1–17. <https://doi.org/10.29173/iq936>
26. Hunt, M., Clark, S., Mejia, D., Desai, S., & Strachan, A. (2021). Sim2Ls: FAIR simulation workflows and data. *ArXiv, abs/2110.06886*.

Author list with complete affiliation information:

L. Catherine Brinson, Sharon C and Harold L Yoh III Distinguished Professor, Donald M Alstadt Department Chair, Department of Mechanical Engineering and Materials Science, Duke University, Durham NC 27708, cate.brinson@duke.edu

Ian Foster, Arthur Holly Compton Distinguished Service Professor, Department of Computer Science, University of Chicago; Distinguished Fellow, Senior Scientist, and Director, Data Science and Learning Division, Argonne National Lab, foster@uchicago.edu

Laura M. Bartolo, Senior Research Associate, Coordinator, Data and Databases, Center for Hierarchical Materials Design, Northwestern University, Evanston IL 60201, laura.bartolo@northwestern.edu

Alejandro Strachan, Professor of Materials Engineering, Deputy Director, nanoHUB, Purdue University, West Lafayette, IN 47907, strachan@purdue.edu

Ben Blaiszik, Research Scientist, Globus, University of Chicago, Chicago, IL 60637; Data Science and Learning Division, Argonne National Laboratory, Lemont, IL 60439; Materials Data Facility, blaiszik@uchicago.edu

Peter W. Voorhees, Frank C. Engelhart Professor of Materials Science and Engineering, Director Center for Hierarchical Materials Design, co-Director Northwestern Argonne Institute for Science and Engineering, Chair Department of Materials Science and Engineering, Northwestern University, Evanston, IL 60201, p-voorhees@northwestern.edu

David Elbert, Research Scientist, Hopkins Extreme Materials Institute and Chief Data Officer, PARADIM Materials Innovation Platform, Johns Hopkins University, Baltimore, MD, 21218, elbert@jhu.edu

Acknowledgments

The authors wish to thank John Allison, Apurva Mehta, Eileen De Guire, Erik Schultes, Daniella Lowenberg, James Warren, Jack Brook and Laura Franklin for helpful conversations as this comment was prepared. **Support:** LCB acknowledges support from DOE DE-SC0021358 and NSF CSSI-1835677. PV acknowledges the financial support of award 70NANB14H012 from the U.S. Department of Commerce, National Institute of Standards and Technology as part of the Center for Hierarchical Material Design (CHiMaD). DCE acknowledges support from the National Science Foundation (Platform for the Accelerated Realization, Analysis, and Discovery of Interface Materials (PARADIM)) under Cooperative Agreement DMR-2039380 and DTRA award HDTRA1-20-2-0001. AS acknowledges support from the US National Science Foundation DMREF program (DMREF-1922316) and Network for Computational Nanotechnology (EEC-1227110). BB and IF acknowledge the financial support of award #70NANB19H005 from the U.S. Department of Commerce, National Institute of Standards and Technology as part of the Center for Hierarchical Material Design (CHiMaD) and NSF CSSI #1931306.