

Effect of nucleon effective mass and symmetry energy on the neutrino mean free path in a neutron star

Parada T. P. Hutaauruk,^{1,2} Hana Gil,³ Seung-il Nam,^{1,3,*} and Chang Ho Hyun^{2,3}

¹*Department of Physics, Pukyong National University, Busan 48513, Korea*

²*Department of Physics Education, Daegu University, Gyeongsan 38453, Korea*

³*Center for Extreme Nuclear Matters,
Korea University, Seoul 02841, Korea*

(Dated: September 9, 2022)

Abstract

The Korea-IBS-Daegu-SKKU energy density functional (KIDS-EDF) models, constructed from the perturbative expansion of the energy density in nuclear matter, have been successfully and widely applied in describing the properties of finite nuclei and infinite nuclear matter. In the present work, we extend the applications of the KIDS-EDF models to investigate the implications of the nucleon effective mass and nuclear symmetry energy for the properties of neutron stars (NSs) and neutrino interaction with the NS constituent matter in the linear response approximation (LRA). At fixed neutrino energy and momentum transfer, we analyze the total differential cross section of neutrino, the neutrino mean free path (NMFP), and the NS mass-radius (M-R) relations. Remarkable results are given by the KIDS0-m*87 and SLy4 models, in which $M_n^*/M \lesssim 1$, and their NMFPs are quite higher in comparison with those obtained from the KIDS0, KIDS-A, and KIDS-B models, which result in $M_n^*/M \gtrsim 1$. For the KIDS0, KIDS-A, and KIDS-B models, we obtain $\lambda \lesssim R_{\text{NS}}$, indicating that these models could predict the slow NS cooling and neutrino trapping in NSs. In contrast, the KIDS0-m*87 and SLy4 models yield $\lambda \gtrsim R_{\text{NS}}$ and thus we expect faster NS cooling and a small possibility of neutrino trapping within NSs. We also calculate the NMFP as a function of the neutrino energy and the nuclear matter density and find that the NMFP decreases as the density and neutrino energy increase, which is consistent with the result obtained in the Brussels-Montreal Skyrme (BSk17 and BSk18) models at saturation density.

*Electronic address: sinam@pknu.ac.kr

I. INTRODUCTION

It is widely known that neutron stars (NSs) are compact objects which are extraordinary laboratories for dense stellar matter physics that cannot be reproduced in terrestrial laboratories. The neutrino processes in the later stage of stellar evolution play an important role in supernova explosions, formation of proto-neutron stars (PNSs), and the cooling of NSs [1–3]. However, the internal composition of the cores of NSs and the interactions among the NS constituent matter are still poorly understood. Also, the most important observable properties of NSs, such as NS maximum masses and radii, are not well-constrained yet [4, 5]. The NS maximum mass is an implication of general relativity and it is controlled by the equation of state (EoS) of nuclear matter at densities more than a few times normal density. In addition to the determinations of the NS mass and radius, it is expected that the interior of NS will cool via the neutrino emission process, which sensitively depends on the NS composition and the interactions between the NS constituents. Slow or rapid neutrino emissions have a significant implication for the NS cooling process. The neutrino scattering in dense nuclear matter and their emission from the NS are sensitive to the nuclear symmetry energy of the EoS and the nucleon effective masses [6, 7].

The nucleon effective masses, which are calculated from the effective interaction in the nuclear medium [8], are not only crucial for neutrino scattering and absorption (opacity) in NS [9–13] but also for the structure of rare isotopes, stellar matter, compact stars, and other astrophysical objects, i.e., supernovae and NSs as well as the dynamics of heavy-ion collisions (HICs) [14]. Besides the nucleon effective masses, the nuclear symmetry energy also has an essential role in determining the features of the stiffness or the softness of the EoS in neutron-rich matter. Generally, stiffness of the nuclear symmetry energy can be understood from the enhancement or reduction of the pressure gradient in the asymmetric matter. Therefore, the nuclear symmetry energy is a powerful tool for controlling the rate of the NS cooling process in a mixture of nucleons, determining the density for the appearance of hyperons or other exotic particles, the nucleon emissions in the reaction dynamics, and the collective flows in HICs [15, 16].

The behavior of the density dependence of the nuclear symmetry energy at high densities remains unknown [17, 18]. Although the nuclear symmetry energy at saturation density $\rho_0 \simeq 0.16 \text{ fm}^{-3}$ was predicted to be around $32 \pm 0.59 \text{ MeV}$ in a recent analysis using the

nuclear liquid drop (LD) model [19], its values at baryon densities larger than the saturation densities are poorly known [17, 18]. Therefore, intensive studies on the density dependence of the nuclear symmetry energy at higher densities are needed to gain a better understanding of the properties of a NS and its matter constituent interactions as well as to constrain the EoS of neutron-rich matter. Several theoretical works using various microscopic theories with realistic nucleon-nucleon forces and phenomenological models [17–21] have been done to observe the features of the nuclear symmetry energy and nucleon effective masses.

Besides those theoretical attempts and terrestrial laboratories constraints which allow us to constrain the nuclear symmetry energy at around saturation density, nowadays it is also possible to constrain the nuclear symmetry energy at higher density via the well-known mass-radius (M-R) relations of NSs using astrophysical or astronomical observations such as those from the Neutron Star Interior Composition Explorer (NICER) [22, 23], the Laser Interferometer Gravitational-Wave Observatory (LIGO)/Virgo [24, 25], and other x-ray burst observations [26]. For instance, the astrophysical observation information of the tidal deformability detected from binary NS mergers allows us to constrain the density dependence of nuclear symmetry energy. Motivated by recent progress in theoretical studies, terrestrial laboratories or experiments, and astrophysical observations, in the present theoretical study we calculate the neutrino mean free paths (NMFPs) in various Korea-IBS-Daegu-SKKU energy density functional (KIDS-EDF) models and study their relation with the NS masses and radii obtained from observation constraints, which are crucial quantities for the explanation of NS cooling and an important input for the simulation of the neutrino transport [27].

In this paper, we investigate the effect of the nucleon effective masses and nuclear symmetry energies on the properties of NSs and on neutrino scattering with NS constituent matter, which consists of protons (p), neutrons (n), electrons (e) and muons (μ) as the standard matter particles. In the present work, selected models are KIDS0, KIDS0-m*87, KIDS-A, KIDS-B, and SLy4. Rules to select the models will be discussed in detail in Sec. II. In the neutrino scattering, we employ the linear response approximation (LRA) to describe the interaction between neutrino and NS constituents. Note that, in this work, we focus on only the neutrino interactions with the neutrons and protons, since the differential cross sections (DCRS) of the neutrino and the NMFP are more dominant than those of leptons. The KIDS-EDF models have been successfully and widely applied in many physics phenomena such as finite nuclei [28], quasi elastic electron scattering [29], inclusive electron scatter-

ing [30], and nuclear matter [28] as well as NSs [31]. The nuclear symmetry energy, the neutron and proton effective masses, and the neutron and proton fractions of constituents of β -stable matter are calculated within the KIDS-EDF models. With these quantities obtained from the KIDS-EDF models, we calculate the NMFP in a NS, which is an inverse of the DCRS of the neutrino. We also calculate the M-R relations of NSs by solving the Tolman-Oppenheimer-Volkoff (TOV) equations [32, 33] and observe the relations between the NS M-R and the NMFP, which are expected to provide new insight into the rate of the NS cooling process and the possibility of neutrino trapping in NSs.

This paper is organized as follows. In Sec. II we briefly introduce the formalism of the KIDS-EDF models and summarize the parameters used in the models. In Sec. III, we calculate the neutron star matter EoS by solving the baryon number conservation, charge neutrality, and β -equilibrium conditions consistently. As a result, the neutron and proton effective masses and their particle fractions within the NS are obtained. Solving the TOV equations, we obtain the M-R relations of the selected models. In Sec. IV we present the DCRS of the neutrino and the NMFP using the linear response approach, and their relations with the NS M-R properties. Section V is devoted to a summary and conclusion.

II. KIDS-EDF MODEL

In this section, we present the formalism of the KIDS-EDF models, which were proposed for the first time for homogeneous nuclear matter [34]. They were then applied for describing the properties of finite nuclei. In finite nuclei, the EDF in the nuclear matter was transformed to the form of the Skyrme functional, where the specific values of the effective masses could be reproduced by adjusting the parameters of the functional. Here, we first describe the energy per nucleon in the homogeneous nuclear matter by expanding the energy per nucleon or the energy density in terms of the power of the Fermi momentum k_F , which is equivalent to the cubic root of the baryon density at zero temperature. An explicit expression of the KIDS-EDF energy per nucleon is given by

$$\mathcal{E}(\rho, \delta) = \mathcal{T}(\rho, \delta) + \sum_{j=0}^3 c_j(\delta) \rho^{(1+a_j)}, \quad (1)$$

where $a_j = j/3$ and $\rho = \rho_n + \rho_p$ is the baryon density. ρ_n and ρ_p are respectively neutron and proton densities. The isospin asymmetry parameter is defined by $\delta = (\rho_n - \rho_p)/\rho$, where $\delta = 0$ for symmetric nuclear matter (SNM) and $\delta = 1$ for pure neutron matter (PNM). The kinetic energy in the first term $\mathcal{T}(\rho, \delta)$ of Eq. (1) is given by

$$\mathcal{T}(\rho, \delta) = \frac{3}{5} \left[\frac{\hbar^2}{2M_p} \left(\frac{1-\delta}{2} \right)^{\frac{5}{3}} + \frac{\hbar^2}{2M_n} \left(\frac{1+\delta}{2} \right)^{\frac{5}{3}} \right] (3\pi^2\rho)^{\frac{2}{3}}, \quad (2)$$

where M_p and M_n are respectively the proton and neutron masses in free space. The potential energy term in Eq. (1) contains the parameters $c_j(\delta)$ which are defined by $c_j(\delta) = \alpha_j + \delta^2\beta_j$, where the parameters α_j are to be fixed by the SNM properties and β_j could be fixed by the EoS of asymmetric nuclear matter. Further details about determining the coefficients of β_j and α_j can be found in Ref. [35].

With the energy per nucleon in Eq. (1) expanded in terms of δ , the nuclear symmetry energy $\mathcal{S}(\rho)$ is straightforwardly determined *via* the second derivative of the energy density over the δ . The expression of the symmetry energy $\mathcal{S}(\rho)$ is given by

$$\begin{aligned} \mathcal{E}(\rho, \delta) &= \mathcal{E}(\rho, \delta = 0) + \mathcal{S}(\rho)\delta^2 + \mathcal{O}(\delta^4), \\ \mathcal{S}(\rho) &= \frac{\hbar^2}{6M} \left(\frac{3\pi^2}{2} \right)^{\frac{2}{3}} \rho^{\frac{2}{3}} + \sum_{j=0}^3 \beta_j \rho^{(1+a_j)}, \end{aligned} \quad (3)$$

where $\frac{\hbar^2}{6M} \left(\frac{3\pi^2}{2} \right)^{\frac{2}{3}} \rho^{\frac{2}{3}}$ is the kinetic energy term, and we replace M_n and M_p with the average nucleon mass $M = (M_n + M_p)/2$. At around the nuclear matter saturation density, the energy per nucleon in SNM $\mathcal{E}(\rho, 0)$ and the nuclear symmetry energy can be respectively expanded by

$$\begin{aligned} \mathcal{E}(\rho, 0) &= E_0 + \frac{1}{2}K_0\mathcal{X}^2 + \frac{1}{6}Q_0\mathcal{X}^3 + \mathcal{O}(\mathcal{X}^4), \\ \mathcal{S}(\rho) &= J + L\mathcal{X} + \frac{1}{2}K_{\text{sym}}\mathcal{X}^2 + \frac{1}{6}Q_{\text{sym}}\mathcal{X}^3 + \frac{1}{24}R_{\text{sym}}\mathcal{X}^4 + \mathcal{O}(\mathcal{X}^5), \end{aligned} \quad (4)$$

where $\mathcal{X} = \left(\frac{\rho - \rho_0}{3\rho_0} \right)$. The compression modulus K_0 and the skewness coefficient Q_0 in Eq. (4) are respectively given by

$$K_0 = 9\rho_0^2 \left. \frac{d^2 [\mathcal{E}(\rho, 0)/\rho]}{d\rho^2} \right|_{\rho=\rho_0}, \quad Q_0 = 27\rho_0^3 \left. \frac{d^3 \mathcal{E}(\rho, 0)}{d\rho^3} \right|_{\rho=\rho_0}. \quad (5)$$

Density dependence of the symmetry energy around the saturation density is specified by the value of $J = \mathcal{S}(\rho_0)$, the slope L , the curvature K_{sym} , the skewness Q_{sym} , and the kurtosis R_{sym} which are given respectively by

$$\begin{aligned} L &= \rho_0 \frac{d\mathcal{S}(\rho)}{d\rho} \Big|_{\rho=\rho_0}, & K_{\text{sym}} &= 9\rho_0^2 \frac{d^2\mathcal{S}(\rho)}{d\rho^2} \Big|_{\rho=\rho_0}, \\ Q_{\text{sym}} &= 27\rho_0^3 \frac{d^3\mathcal{S}(\rho)}{d\rho^3} \Big|_{\rho=\rho_0}, & R_{\text{sym}} &= 81\rho_0^4 \frac{d^4\mathcal{S}(\rho)}{d\rho^4} \Big|_{\rho=\rho_0}. \end{aligned} \quad (6)$$

We now turn to determine the KIDS-EDF parameters in terms of the Skyrme force parameters. The conventional Skyrme interaction is defined by [36]

$$\begin{aligned} \mathcal{V}_{i,j}(\mathbf{k}, \mathbf{k}') &= t_0(1 + x_0 P_\sigma) \delta(\mathbf{r}_i - \mathbf{r}_j) + \frac{1}{2} t_1(1 + x_1 P_\sigma) \left[\delta(\mathbf{r}_i - \mathbf{r}_j) \mathbf{k}^2 + \mathbf{k}'^2 \delta(\mathbf{r}_i - \mathbf{r}_j) \right] \\ &+ t_2(1 + x_2 P_\sigma) \mathbf{k}' \cdot \delta(\mathbf{r}_i - \mathbf{r}_j) \mathbf{k} + \frac{1}{6} t_3(1 + x_3 P_\sigma) \rho^\alpha \delta(\mathbf{r}_i - \mathbf{r}_j) \\ &+ iW_0 \mathbf{k}' \times \delta(\mathbf{r}_i - \mathbf{r}_j) \mathbf{k} \cdot (\sigma_i - \sigma_j), \end{aligned} \quad (7)$$

where $P_\sigma = (1 + \sigma_1 \cdot \sigma_2) / 2$ and σ are respectively the spin-exchange operator and Pauli spin matrices. $\mathbf{k} = (\nabla_i - \nabla_j) / 2i$ and $\mathbf{k}' = (\nabla'_i - \nabla'_j) / 2i$ are the relative momenta operating in the initial and final states, respectively. The strength of the spin-orbit coupling W_0 is absent in the EDF for homogeneous matter in the Skyrme force. The energy density functional for infinite nuclear matter can be written in terms of the Skyrme force parameters as

$$\begin{aligned} \mathcal{E}(\rho, \delta) &= \mathcal{T}(\rho, \delta) + \frac{3}{8} t_0 \rho - \frac{1}{8} (2y_0 + t_0) \rho \delta^2 + \frac{1}{16} t_3 \rho^{(\alpha+1)} \\ &- \frac{1}{48} (2y_3 + t_3) \rho^{(\alpha+1)} \delta^2 + \frac{1}{16} (3t_1 + 5t_2 + 4y_2) \tau \\ &- \frac{1}{16} [(2y_1 + t_1) - (2y_2 + t_2)] \tau \delta^2, \end{aligned} \quad (8)$$

where $y_i \equiv t_i x_i$. Matching Eqs. (1) and (8), we then determine the relations between $c_j(\delta)$

and Skyrme coefficients (t_i, y_i) and one has

$$\begin{aligned}
c_0(\delta) &= \frac{3}{8}t_0 - \frac{1}{8}(2y_0 + t_0)\delta^2, \\
c_1(\delta) &= \frac{1}{16}t_{31} - \frac{1}{48}(2y_{31} + t_{31})\delta^2, \\
c_2(\delta) &= \frac{1}{16}t_{32} - \frac{1}{48}(2y_{32} + t_{32})\delta^2 \\
&\quad + \frac{3}{5} \left(\frac{6\pi^2}{\nu} \right)^{\frac{2}{3}} \frac{1}{16} \{ (3t_1 + 5t_2 + 4y_2) - [(2y_1 + t_1) - (2y_2 + t_2)] \delta^2 \}, \\
c_3(\delta) &= \frac{1}{16}t_{33} - \frac{1}{48}(2y_{33} + t_{33})\delta^2,
\end{aligned} \tag{9}$$

where the power of density $\alpha = 1/3$ is assigned to t_{31} and y_{31} , $\alpha = 2/3$ to t_{32} and y_{32} , and $\alpha = 1$ to t_{33} and y_{33} . ν is the spin and isospin degeneracy factor with $\nu = 4$ for SNM and $\nu = 2$ for the asymmetric matter. As mentioned before, we expand the EDF as a power series of the cubic root of nuclear density. So, in this case, we have three extra terms rather than a single density dependence ρ^α in the conventional Skyrme force. Note that, in the KIDS-EDF model, we have 13 parameters in total to be determined in the Skyrme force. As mentioned earlier, in the present work, we consider the various KIDS-EDF models: KIDS0, KIDS0-m*87, KIDS-A, KIDS-B, and SLy4.

In the KIDS0 model, α_0 , α_1 and α_2 are adjusted to three SNM data: $\rho_0 = 0.16 \text{ fm}^{-3}$, $E_B = 16 \text{ MeV}$, and $K_0 = 240 \text{ MeV}$; and four β_i 's are fitted to a PNM EoS calculated with an *ab initio* nuclear force [37]. There are no presumed values for determining the effective mass, so for the KIDS0 model we obtain isoscalar effective mass $m_s^* \simeq 1.0M$ and isovector one $m_v^* \simeq 0.8M$ as a result of the parameter fitting. Considering the effective masses of $m_s^* \simeq 0.8M$ and $m_v^* \simeq 0.7M$, which are set based on the empirical constraint values [38], the Skyrme parameters are calibrated to reproduce these effective mass values in the KIDS0-m*87 model. Since both KIDS0 and KIDS0-m*87 models are adjusted to identical nuclear matter properties, the two models have the same symmetry energy parameters. The symmetry energy of the KIDS-A and KIDS-B models are also determined to satisfy the recent neutron star observation constraint [39]. These models are within the uncertainty of the symmetry energy parameters consistent with the neutron star data [31]. Therefore, the KIDS-A model has different symmetry energy parameters from those in the KIDS-B model. In addition, the specific values of the effective masses are not assumed in the KIDS-A and

KIDS-B models, and their obtained isoscalar and isovector effective masses are quite similar to those of the KIDS0 model. Therefore, the difference between the KIDS0, KIDS-A, and KIDS-B models clearly shows the effect of the symmetry energy. Oppositely, the KIDS0, KIDS0-m*87, and SLy4 models have rather similar symmetry energy parameters, so their difference will be obviously clarified by the effective mass.

Using the standard Skyrme force [36], the nucleon effective masses in the asymmetric nuclear matter (ANM) are defined by

$$M_i^* = M_i \left[1 + \frac{M_i}{8\hbar^2} \rho \Theta_s - \frac{M_i}{8\hbar^2} \tau_3^i (2\Theta_v - \Theta_s) \rho \delta \right]^{-1}, \quad (10)$$

where M_i is the nucleon mass in free space ($i = n, p$). The Skyrme force parameters are given as $\Theta_s = 3t_1 + (5t_2 + 4y_2)$ and $\Theta_v = (2t_1 + y_1) + (2t_2 + y_2)$, where the values of parameters of t_1 , t_2 , y_1 , and y_2 are given in Table I. τ_3 is the third component of the isospin of a nucleon, with $\tau_3 = +1, -1$ for the neutron and proton, respectively. With the Skyrme force parameters of Θ_s and Θ_v , the nucleon isoscalar and isovector mass ratios are defined by

$$\mu_s^* = m_s^*/M = \left(1 + \frac{M}{8\hbar^2} \rho \Theta_s \right)^{-1}, \quad \mu_v^* = m_v^*/M = \left(1 + \frac{M}{4\hbar^2} \rho \Theta_v \right)^{-1}. \quad (11)$$

Here we notice that the nucleon effective masses can be also defined in terms of the isoscalar and isovector masses through Eqs. (10) and (11). For completeness, the Skyrme force parameters, isoscalar and isovector effective masses, K_0 , J , and L values for the KIDS0, KIDS0-m*87, KIDS-A, and KIDS-B models are depicted in Table I. Numerical values of the Skyrme force parameters and nuclear matter properties of the SLy4 model can be found in the Skyrme-Lyon model paper [36].

III. NEUTRON STAR PROPERTY

Neutron star properties are calculated from the EoS, which denotes the pressure as a function of the energy density. From the thermodynamic relation, pressure is obtained by differentiating the energy density with respect to density. Therefore, the energy density or energy per particle given by Eq. (3) is the most fundamental quantity that determines the

TABLE I: Skyrme force parameters for the KIDS-EDF models. The units of t_0, y_0 are in MeV fm³, the units of t_{31}, y_{31} are in MeV fm⁴, the units of $t_1, t_2, t_{32}, y_{32}, W_0$ are in MeV fm⁵, and the unit of y_{33} is in MeV fm⁶. $K_0, J,$ and L are in units of MeV. At the bottom, we summarize the data used in determining the model parameters. $R_{\text{NS}}^{1.4}, E_{\text{B}}/A,$ and R_c denote the radius in km of a neutron star with mass $1.4M_{\odot}$, binding energy per nucleon and charge radius, respectively.

Parameters	KIDS0	KIDS0-m*87	KIDS-A	KIDS-B
t_0	-1772.044	-1772.044	-1855.377	-1772.044
y_0	-127.524	-127.524	2182.404	2057.283
t_1	275.724	376.694	276.058	271.712
y_1	0.000	-265.280	0.000	0.000
t_2	-161.507	145.531	-167.415	-161.957
y_2	0.000	-334.837	0.000	0.000
t_{31}	12216.730	12216.730	14058.746	12216.730
y_{31}	-11969.990	-11969.990	-73482.960	-70716.593
t_{32}	571.074	-1233.167	-1022.193	622.750
y_{32}	29485.421	32553.976	122670.831	119258.903
t_{33}	0.000	0.000	0.000	0.000
y_{33}	-22955.280	-22955.280	-73105.329	-70290.560
W_0	108.359	133.722	92.023	91.527
μ_s^*	0.991	0.800	1.004	0.997
μ_v^*	0.819	0.700	0.827	0.825
K_0	240	240	230	240
J	32.8	32.8	33	32
L	49.1	49.1	66	58
Input data	APR PNM EoS	$R_{\text{NS}}^{1.4} = 11.8-12.5$	←	←
in the	E_{B}/A and R_c of	←	←	←
fitting	$^{40}\text{Ca}, ^{48}\text{Ca}, ^{208}\text{Pb}$			

NS properties. In the core of NSs, expecting $\delta \simeq 1$, the behavior of symmetry energy is crucial in determining the NS EoS. Results for the nuclear symmetry energy $\mathcal{S}(\rho)$ of the considered models are shown as a function of density in Fig. 1(a). It shows that KIDS0 and KIDS0-m*87 models have the same symmetry energy since both models are calibrated to identical nuclear matter properties. For this reason, the curve of symmetry energy for the KIDS0-m*87 model is omitted in Fig. 1(a). In the low densities up to $\rho \simeq \rho_0 = 0.16 \text{ fm}^{-3}$, all the models have quite similar behavior of the nuclear symmetry energies and they are consistent with the result from the chiral effective theory calculation at low densities [40]. Model dependence of the symmetry energy becomes evident at densities much higher than ρ_0 . The stiffness of symmetry energies of the models is given in the order of KIDS-A >

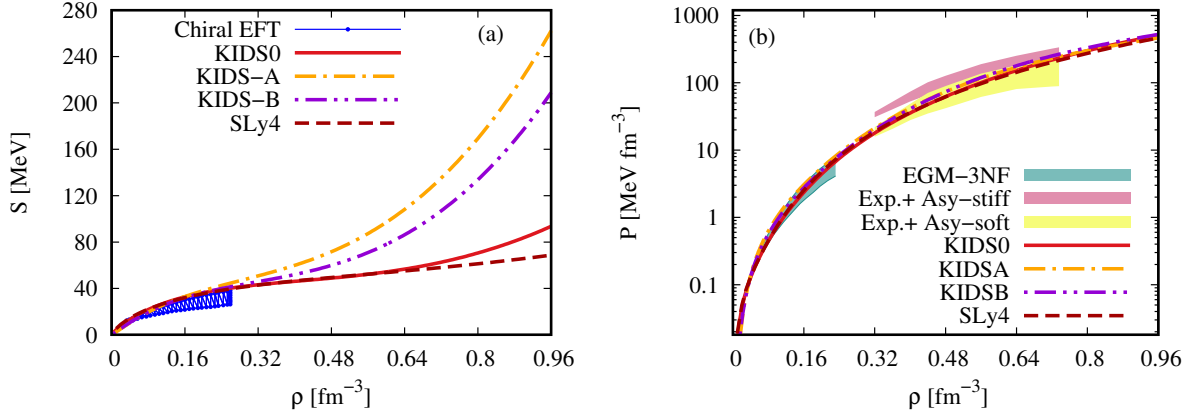


FIG. 1: (a) Nuclear symmetry energy $\mathcal{S}(\rho)$ and (b) pressure for the PNM as a function of ρ for the considered models.

$\text{KIDS-B} > \text{KIDS0} \simeq \text{SLy4}$. Stiffness could be understood easily by noting the values of L . In Tab. I, we show that $L(\text{KIDS-A}) > L(\text{KIDS-B}) > L(\text{KIDS0})$, and $L(\text{SLy4}) = 45.9$ MeV, which exactly gives the same ordering as the stiffness of symmetry energy at high densities.

In Fig. 1(b), we show the results of the pressure for the PNM as a function of density. At low density, the pressures for all the models have excellent agreement with the predictions obtained from chiral perturbation theory (ChPT) [41]. At high density, the results of all the models fit well with HIC data [42].

Mass splitting of the neutron and proton in dense nuclear matter can provide valuable information on the charge symmetry breaking of nuclear interactions at finite density. The effective mass of the nucleon given by Eq. (10) is determined by the nuclear forces Θ_s , Θ_v , isospin of the nucleon τ_3^i , and the asymmetry of the nuclear matter δ . In the core of the neutron star, at a given baryon density ρ , ρ_n and ρ_p are determined by the β -equilibrium condition

$$\mu_n = \mu_p + \mu_e, \quad (12)$$

and the charge neutrality

$$\rho_p = \rho_e + \rho_\mu, \quad (13)$$

where ρ_e and ρ_μ are the densities of the electrons and the muons, respectively. Chemical

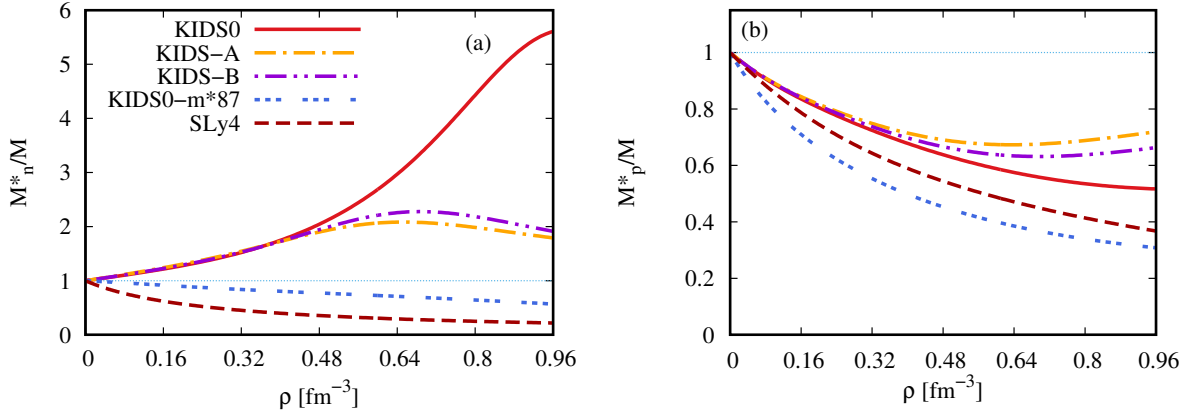


FIG. 2: Effective masses of the neutrons (a) and protons (b) for the considered models.

potentials of the neutrons and the protons are calculated from the standard relation $\mu_{(p,n)} = \frac{\partial \mathcal{E}(\rho, \delta)}{\partial \rho_{(p,n)}}$. Electrons and muons are approximated to be free, so their chemical potentials are given by $\mu_{(e,\mu)} = \sqrt{k_{F(e,\mu)}^2 + m_{(e,\mu)}^2}$, where m_e and m_μ are the electron and muon masses in free space, respectively. We note that, in the present calculation, we neglect the interaction of neutrinos with electrons and muons since their contributions to the cross section are marginal in comparison with those of the protons and neutrons.

Effective mass in the NS matter is shown for the neutron in Fig. 2(a) and for the proton in Fig. 2(b). The most notable result is the behavior of M_n^* : It is larger than the free mass in the KIDS0, KIDS-A, and KIDS-B models, but it is the opposite in the KIDS0-m*87 and SLy4 models. Neutron effective mass can be rewritten in terms of μ_s^* and μ_v^* as

$$M_n^* = M_n \left[1 + \frac{M_n}{8\hbar^2} \rho \Theta_s - \left(\frac{1}{\mu_v^*} - \frac{1}{\mu_s^*} \right) \delta \right]^{-1}. \quad (14)$$

In the KIDS0, KIDS-A, and KIDS-B models, μ_s^* is larger than μ_v^* by about 0.2, but the difference is 0.1 in the KIDS0-m*87 and SLy4 models. A large difference between μ_s^* and μ_v^* leads to a large negative contribution $-(1/\mu_v^* - 1/\mu_s^*)$ in the denominator of the neutron effective mass and this results in $M_n^* > M_n$. The effects of the isoscalar and isovector effective mass difference are furthermore tested by considering $\mu_s^* = 0.9$ and $\mu_v^* = 0.7$, leading to M_n^* behaving similarly to the KIDS0 model. This result confirms that the neutron effective mass is sensitive to the difference between μ_s^* and μ_v^* .

Neutron effective masses in the KIDS0, KIDS-A, and KIDS-B models are similar up

to $\rho \simeq 0.48 \text{ fm}^{-3}$. This similarity is understood well since they have similar μ_s^* and μ_v^* values. A sizable and vivid difference appears above $\rho = 0.48 \text{ fm}^{-3}$. This difference mainly originates from the different results of the asymmetry δ in the KIDS0, KIDS-A, and KIDS-B models. If the symmetry energy is stiffer, more energy is needed to convert a proton to a neutron. Therefore, stiff symmetry energy favors less asymmetry, and the proton fraction $Y_p = \rho_p/\rho$ becomes larger than the soft symmetry energy. Figure 3(b) shows the particle fractions $Y_n = \rho_n/\rho$ and $Y_p = \rho_p/\rho$ within the neutron star. Neutron fraction is in the order $Y_n(\text{KIDS0}) > Y_n(\text{KIDS-B}) > Y_n(\text{KIDS-A})$, which is exactly the reverse of the inequality for the stiffness of symmetry energy. Sizable difference in Y_n starts to appear around $\rho \simeq 0.32 \text{ fm}^{-3}$ for the KIDS0, KIDS-A, and KIDS-B models. With smaller δ values in the KIDS-A and KIDS-B models than in the KIDS0 model, the effect of the negative contribution in the denominator of M_n^* is suppressed. Consequently, M_n^* of the KIDS-A and KIDS-B models is smaller than that of the KIDS0 model.

In Fig. 2(b), we show the result of M_p^*/M for the KIDS0, KIDS0-m*87, KIDS-A, KIDS-B, and SLy4 models. In contrast to the neutron effective mass, all the models predict the proton effective mass smaller than the free state mass. This could be understood from the formula of M_p^*

$$M_p^* = M_p \left[1 + \frac{M_p}{8\hbar^2} \rho \{2\delta\Theta_v + (1 - \delta)\Theta_s\} \right]^{-1}. \quad (15)$$

Both Θ_s and Θ_v are positives, and $\delta \leq 1$ within the neutron star. Therefore, the term added to 1 in the denominator is always positive, so the denominator is always larger than 1, and it gives M_p^* smaller than M_p . Results of the KIDS0, KIDS-A, and KIDS-B models are similar up to $\rho \simeq 0.48 \text{ fm}^{-3}$ and they deviate from each other at higher densities. Within the same models, such behavior is also observed in M_n^* . Those behaviors can be explained well in terms of the different results of δ from each model.

The dependence of M_p^* on μ_s^* and μ_v^* can be understood well by assuming $\delta \simeq 1$, which is a reasonable approximation up to $\rho \simeq 2\rho_0$ as in Fig. 3(b). With $\delta = 1$, M_p^* becomes equal to the isovector effective mass m_v^* . The smallest isovector effective mass is found in the KIDS-m*87 model and it is a quite similar value in the KIDS0, KIDS-A, and KIDS-B models. The magnitude of M_p^* is arranged exactly in agreement with the order of μ_v^* . A summary of the typical effective neutron masses and the nuclear symmetry energies for the

TABLE II: Effective neutron masses and nuclear symmetry energies for the KIDS-EDF models.

Type of KIDS-EDF model	M_n^*/M and feature of the symmetry energy
KIDS0	$M_n^*/M \gtrsim 1$ and soft symmetry energy
KIDS0-m*87	$M_n^*/M \lesssim 1$ and soft symmetry energy
KIDS-A	$M_n^*/M \gtrsim 1$ and stiff symmetry energy
KIDS-B	$M_n^*/M \gtrsim 1$ and stiff symmetry energy
SLy4	$M_n^*/M \lesssim 1$ and soft symmetry energy

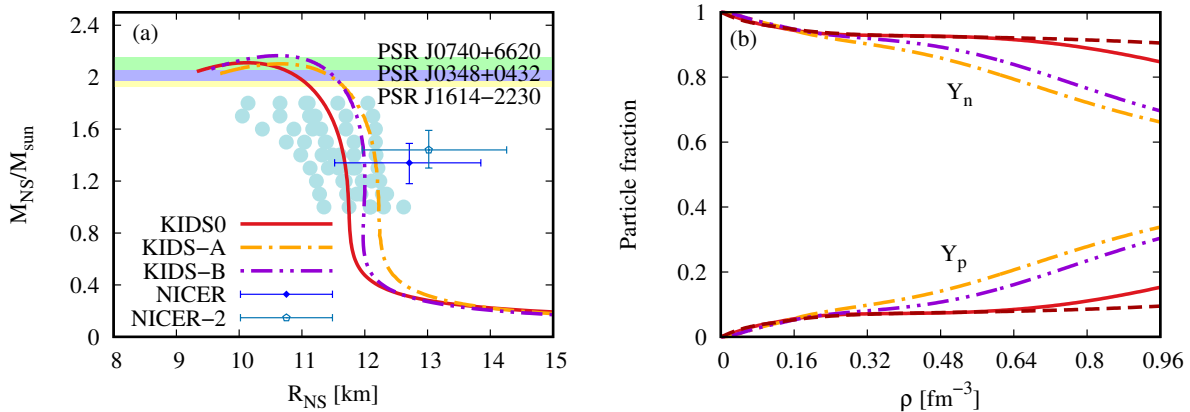


FIG. 3: (a) Neutron star mass-radius relations and (b) particle fractions for neutrons and protons for the considered models.

KID-EDF models is given in Table II.

The mass and radius of a neutron star can be determined by solving the TOV equations for the static (non rotating) NS, which are respectively given by [32, 33]

$$\begin{aligned} \frac{dP(r)}{dr} &= -\frac{G[M(r) + 4\pi r^3 P(r)/c^2][\mathcal{E}(r) + P(r)]}{r[r - 2GM(r)/c^2]c^2}, \\ \frac{dM(r)}{dr} &= 4\pi r^2 \frac{\mathcal{E}(r)}{c^2}, \end{aligned} \quad (16)$$

where the radial distance from the center is symbolized by r and $M(r)$ is the mass profile of the neutron star within r . $P(r)$ and $\mathcal{E}(r)$ are respectively pressure and energy density obtained from the nuclear EDF models. Both equations in (16) are numerically solved using the Runge-Kutta integration technique by integrating them over the radial distance from the center up to the surfaces of the NS where $P(R_{\text{NS}}) = 0$, from which radius of the star R_{NS} is determined, and the star mass is obtained from $M_{\text{NS}} = M(r = R_{\text{NS}})$.

Results for the NS mass as a function of the NS radius R_{NS} and particle fractions for neutrons and protons as a function of density are shown in Fig. 3. Figure 3(a) shows that the prediction results for $M_{\text{NS}}/M_{\text{sun}}$ with the KIDS0 and SLy4 models are quite similar, where these models have similar soft symmetry energies, as already shown in Fig. 1(a). In comparison with the results of the KIDS0 model, the KIDS-A and KIDS-B models with stiff symmetry energies predict a larger radius of the NS. Stiff EoS implies that the matter is less compressible and as a result, the size of the system becomes larger. As already shown in Fig. 1(a), the symmetry energy is stiff in the order of KIDS-A > KIDS-B > KIDS0 \simeq SLy4. The result for R_{NS} in the NS mass range $(0.8 - 1.6)M_{\text{sun}}$ shows exactly the same ordering as the stiffness of symmetry energy. This obviously demonstrates that the symmetry energy plays a crucial role in the bulk properties of NS. On the other hand, the NS mass and radius results for all the KIDS-EDF models are consistent with the recent observations of PSR J0348+0432 [43], PSR J0740+6620 [44], and PSR J1614-2230 [45], predicting the maximum mass of NS larger than $2.0 M_{\text{sun}}$, as well as the NICER results for radius $R_{\text{NS}} = 12.35 \pm 0.75$ km with a NS mass $M_{\text{NS}} = 2.08 M_{\text{sun}}$ [46]. The blue dots denote the M-R range obtained from the analysis of low mass x-ray binary (LMXB) data [47].

In Fig. 3(b) we show the results of the particle fraction for the neutron and proton. At densities up to $\rho \simeq 2\rho_0$, particle fractions are similar in the considered models. The difference between the models becomes obvious as the density increases. At $\rho \gtrsim 3\rho_0$, based on the size magnitude of the particle fraction, the results can be classified into two groups: one group with KIDS0, SLy4 and the other with KIDS-A, KIDS-B. The former group keeps a large neutron fraction at high densities. If the symmetry is soft, the energy cost to convert a proton to a neutron is less than the one for the stiff symmetry energy. As a consequence of the soft symmetry energy, the system can be in the ground state with more neutrons than the stiff symmetry energy. Grouping of the particle fraction agrees well with the stiffness of the symmetry energy of the models. The small difference between the KIDS-A and KIDS-B models is also attributed to the stiffer symmetry energy of KIDS-A.

IV. NEUTRINO MEAN FREE PATH

In the section, we present the neutrino interaction with constituents of NS matter. The Lagrangian density of neutrino interactions with NS constituents matter via current-current

interaction is defined by [9–11, 48]

$$\mathcal{L}_{\text{int}}^{(n,p)} = \frac{G_F}{\sqrt{2}} [\bar{\nu}_e \gamma^\mu (1 - \gamma_5) \nu_e] [\bar{\psi} \Gamma_\mu^{(n,p)} \psi], \quad (17)$$

where the nucleon vertex is defined by $\Gamma_\mu^{(n,p)} = \gamma_\mu (C_V^{(n,p)} - C_A^{(n,p)} \gamma_5)$ and the weak coupling constant is $G_F = 1.023 \times 10^{-5}/M^2$. The vector and axial coupling constants are $C_V = -0.5$ and $C_A = -g_A/2$ for the neutron, whereas $C_V = 0.5 - 2 \sin^2 \theta_w$ and $C_A = g_A/2$ for the proton, where $g_A = 1.260$ and $\sin^2 \theta_w = 0.223$. Note that the Lagrangian density for the charged-current absorption reaction is the same as the neutral-current scattering, which leads to the same expressions of the DCRS. Only the values of the axial and vector coupling constants are different [10].

From the Lagrangian in Eq. (17) we easily derive the DCRS of the neutrino and one has

$$\frac{1}{V} \frac{d^3 \sigma}{dE'_\nu d^2 \Omega} = -\frac{G_F^2}{32\pi^2} \frac{E'_\nu}{E_\nu} \text{Im} [L_{\mu\nu} \Pi^{\mu\nu}], \quad (18)$$

where E_ν and E'_ν are respectively the initial and final neutrino energies. The polarization tensors $\Pi^{\mu\nu}$ for the target neutrons and protons are given by

$$\Pi_{\mu\nu}^{(n,p)}(q^2) = -i \int \frac{d^4 p}{(2\pi)^4} \text{Tr} [G^{(n,p)}(p) \Gamma_\mu^{(n,p)} G^{(n,p)}(p+q) \Gamma_\nu^{(n,p)}], \quad (19)$$

where $G^{(n,p)}$ are the propagators and $p = (p_0, \mathbf{p})$ is the initial four-momentum of the neutron and proton targets. The propagators of neutrons and protons are explicitly expressed by

$$G^{(n,p)}(p) = \left[\frac{\not{p}^* + M^*}{p^{*2} - M^{*2} + i\epsilon} + i\pi \frac{\not{p}^* + M^*}{E^*} \delta(p_0^* - E^*) \Theta(p_F^{(n,p)} - |\mathbf{p}|) \right], \quad (20)$$

where $E^* = E + \Sigma_0 = \sqrt{\mathbf{p}^{*2} + M^{*2}}$ is the effective nucleon energy, and $M^* = M + \Sigma_s$ represents the nucleon effective mass. Σ_s and Σ_0 are the scalar and time like self-energies, respectively. $\mathbf{p}^* = \mathbf{p} + \left(\frac{\mathbf{p}}{|\mathbf{p}|}\right) \Sigma_v$ is the nucleon effective momentum with \mathbf{p} and Σ_v being the three-component momentum of a nucleon and the space like self-energy, respectively. $p_F^{(n,p)} = \sqrt{E_F^{(n,p)2} - M^{*(n,p)2}}$ are the proton and neutron Fermi momenta. Note that the Σ_s , Σ_0 , and Σ_v are obtained by solving the Schrödinger-equivalent single-nucleon potential $\mathcal{V}(E)$ in relativistic models, which contains the central and spin-orbit potentials as in Ref. [8] and

references therein. The central potential part, which is called the Schrödinger-equivalent optical potential, has the form $\mathcal{V}_c(E) = \Sigma_s - (E/M + 1)\Sigma_0 + (\Sigma_s^2 - \Sigma_0^2)/2M$ with the energy-momentum relation: $E = p^2/2M + \mathcal{V}_c(E)$. Using the dispersion relation, one finally gets $M^* = M + \Sigma_s$. In the KIDS-EDF models, both potentials are written in terms of the standard density-dependent central and spin-orbit Skryme force parameters as in Eq. (7) [49] and we then obtain the nucleon effective mass M_i^* of Eq. (10). The neutrino tensor $L_{\mu\nu}$ is then given by

$$L_{\mu\nu} = 8 [2k_\mu k_\nu + (k \cdot q)g_{\mu\nu} - (k_\mu q_\nu + q_\mu k_\nu) - i\epsilon_{\mu\nu\alpha\beta} k^\alpha q^\beta], \quad (21)$$

where $q = (q_0, \mathbf{q})$ is the four-momentum transfer and $k = (k_0, \mathbf{k})$ stands for the initial neutrino four-momentum.

After contracting the neutrino tensor in Eq. (21) and the polarizations for the neutrons and protons given in Eq. (19), the final expression for the neutrino DCRS is given by

$$\frac{1}{V} \frac{d^3\sigma}{dE'_\nu d^2\Omega} = \frac{G_F^2 E'_\nu}{4\pi^3 E_\nu} q^2 [A\mathcal{R}_1 + \mathcal{R}_2 + B\mathcal{R}_3], \quad (22)$$

where $A = [2E_\nu(E_\nu - q_0) + 0.5q^2]/|\mathbf{q}|^2$, $B = 2E_\nu - q_0$, and \mathcal{R}_1 , \mathcal{R}_2 , and \mathcal{R}_3 are respectively defined as

$$\begin{aligned} \mathcal{R}_1 &= (C_V^2 + C_A^2)[\text{Im} \Pi_L^{(p,n)} + \text{Im} \Pi_T^{(p,n)}], \\ \mathcal{R}_2 &= C_V^2 \Pi_T^{(p,n)} + C_A^2[\text{Im} \Pi_T^{(p,n)} - \text{Im} \Pi_A^{(p,n)}], \\ \mathcal{R}_3 &= 2C_V C_A \text{Im} \Pi_{VA}^{(p,n)}. \end{aligned} \quad (23)$$

The polarization insertion for the longitudinal, transversal, axial, and mixed vector-axial

channels of the protons and neutrons is given by

$$\begin{aligned}
\text{Im } \Pi_L &= \frac{q^2}{2\pi|\mathbf{q}|^3} \left[\frac{q^2}{4}(E_F - E^*) + \frac{q_0}{2}(E_F^2 - E^{*2}) + \frac{1}{3}(E_F^3 - E^{*3}) \right], \\
\text{Im } \Pi_T &= \frac{1}{4\pi|\mathbf{q}|} \left[(M^{*2} + \frac{q^4}{4|\mathbf{q}|^2} + \frac{q^2}{2})(E_F - E^*) + \frac{q_0 q^2}{2|\mathbf{q}|^2}(E_F^2 - E^{*2}) + \frac{q^2}{3|\mathbf{q}|^2}(E_F^3 - E^{*3}) \right], \\
\text{Im } \Pi_A &= \frac{i}{2\pi|\mathbf{q}|} M^{*2}(E_F - E^*), \\
\text{Im } \Pi_{VA} &= \frac{i q^2}{8\pi|\mathbf{q}|^3} [(E_F^2 - E^{*2}) + q_0(E_F - E^*)].
\end{aligned} \tag{24}$$

Finally, we present the neutrino mean free path for the neutral-current neutrino scattering. Considering a fixed baryon density, the inverse of the neutrino mean free path (opacity) is straightforwardly obtained by integrating the differential cross section in Eq. (18) over the three-component momentum transfer $|\mathbf{q}|$ and energy transfer q_0 , which gives

$$\lambda^{-1}(E_\nu) = 2\pi \int_{q_0}^{(2E_\nu - q_0)} d|\mathbf{q}| \int_0^{2E_\nu} dq_0 \frac{|\mathbf{q}|}{E_\nu E'_\nu} \left[\frac{1}{V} \frac{d^3\sigma}{dE'_\nu d^2\Omega} \right], \tag{25}$$

where $E'_\nu = E_\nu - q_0$.

Results for the DCRS of the neutrino off neutrons for the EDF models at fixed $E_\nu = 5$ MeV, which is a typical kinematic for the NS cooling phase, and $|\mathbf{q}| = 2.5$ MeV are shown in Fig. 4. Figure 4(a) shows that the magnitudes of the DCRS of the neutrino for the KIDS0, KIDS-A, and KIDS-B models with $M^*/M \gtrsim 1$ at $\rho = 1.0 \rho_0$ are bigger than those obtained from the KIDS0-m*87 and SLy4 models with $M^*/M \lesssim 1$. However, the kinematic ranges of q_0 for the KIDS0, KIDS-A, and KIDS-B models are smaller than those obtained for the KIDS0-m*87 and SLy4 models. It is worth noting the relevance between the neutrino-neutron DCRS and M_n^*/M . As shown in Fig. 2(a), the effective masses of neutrons for the KIDS0, KIDS-A, and KIDS-B models are rather similar up to $\rho \simeq 2.0 \rho_0$, which then leads to similar prediction results for the DCRS of the neutrino at the corresponding densities.

Similarities of the DCRS results amongst the KIDS0, KIDS-A, and KIDS-B models are kept at $\rho = 2\rho_0$ as can be seen in Fig. 4(b). The magnitude of the DCRS of the neutrino for the KIDS0 model is larger than those for the KIDS-A and KIDS-B models as the effective masses of neutrons become larger in the high-density regime ($\rho \gtrsim 2.0 \rho_0$). However, the magnitudes of the DCRS of the neutrino for the KIDS-A and KIDS-B models hold the same

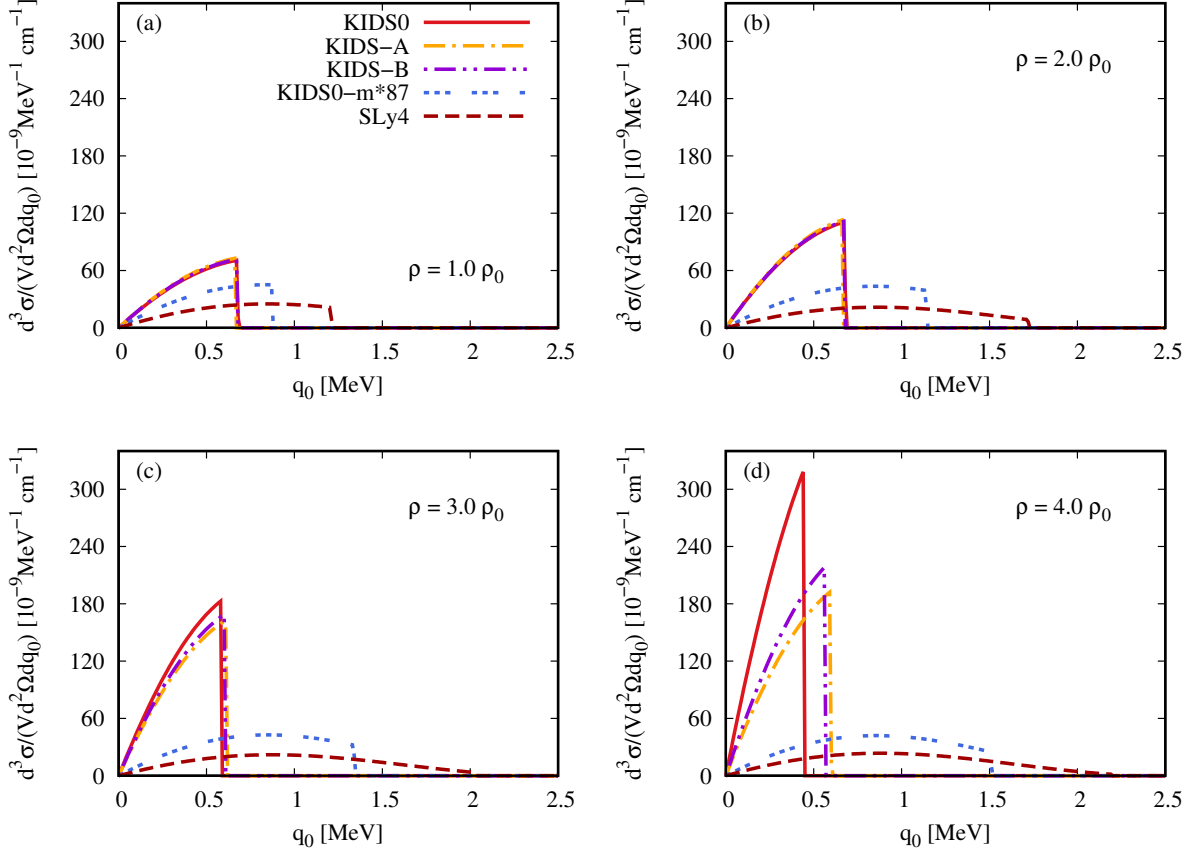


FIG. 4: DCRS of the neutrino with neutrons for various KIDS-EDF models as a function of q_0 at fixed $E_\nu = 5$ MeV and $|\mathbf{q}| = 2.5$ MeV for (a) $\rho = 1.0 \rho_0$, (b) $\rho = 2.0 \rho_0$, (c) $\rho = 3.0 \rho_0$ and (d) $\rho = 4.0 \rho_0$.

as their effective masses of neutrons are quite similar in the overall density regimes, which can be seen in Fig. 2(a). Amongst the KIDS0, KIDS-A, and KIDS-B models, the different magnitudes of the DCRS of the neutrino are much more pronounced at $\rho = 4.0 \rho_0$ as seen in Fig. 4(d), where the effective mass of neutrons of the KIDS0 model is higher than that for the KIDS-A and KIDS-B models. Note that the DCRS of the neutrino drops abruptly to zero because the maximum value of the transfer energy $q_0^{\max} \simeq |\mathbf{q}| / \sqrt{(M^*/p_F)^2 + 1}$ increases (decreases) as the effective nucleon masses decrease (increase) at a given value of the density or Fermi momentum p_F . The increase of the DCRS of the neutrino with larger M_n^*/M values can be understood by the polarization insertions of Eq.(24). Amongst the polarization insertions in Eq. (24), the axial channel gives the largest contribution to the DCRS of the neutrino-neutrons scattering. With an approximation, $E_F - E^* \simeq \frac{1}{2M^*}(p_F^2 -$

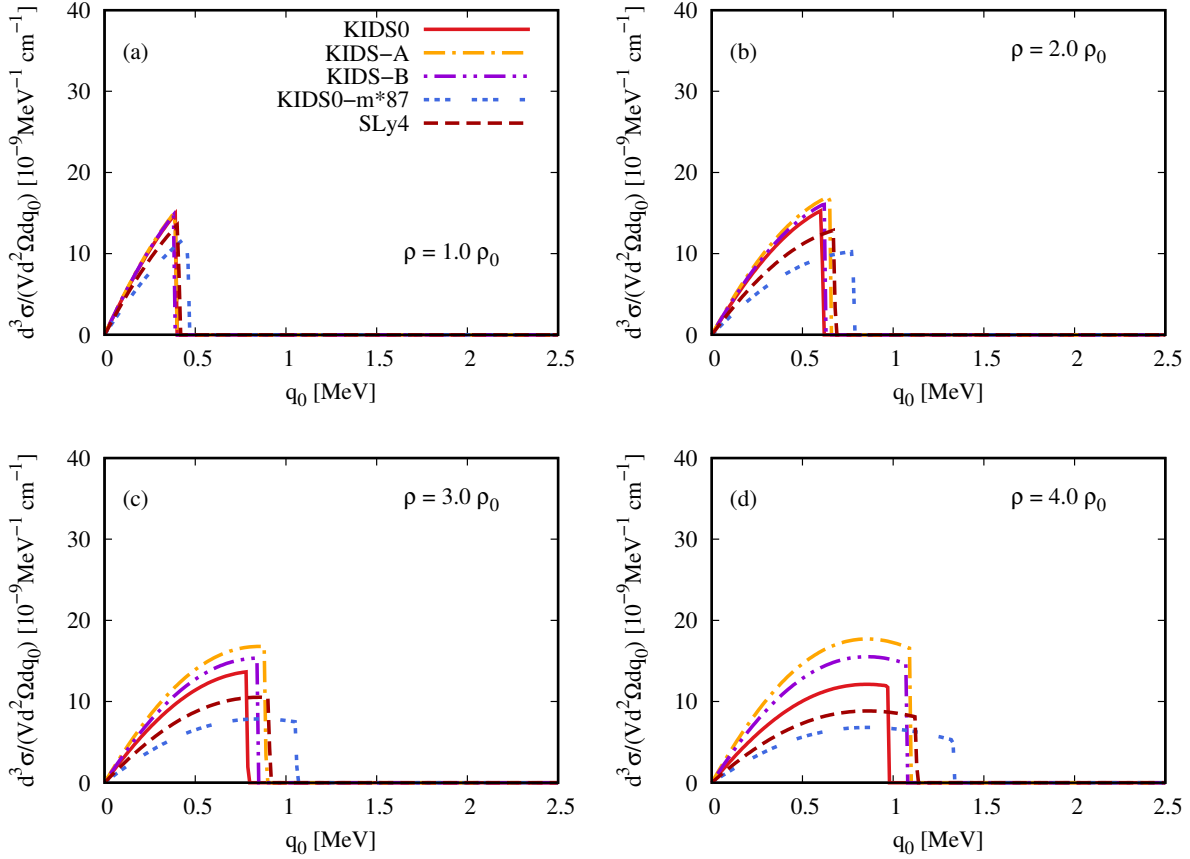


FIG. 5: Same as Fig. 4 but for DCRS of the neutrino with protons.

p^{*2}), $\text{Im}\Pi_A$ becomes proportional to M^* , and thus a large nucleon effective mass will increase the polarization insertion, leading to increasing DCRS of the neutrino. Analogously to the DCRS of the neutrino-neutrons scattering, a similar explanation can be given for the DCRS of neutrino-protons scattering as well as the DCRS of total scattering.

Figure 5 shows the DCRS of the neutrino with protons for the nuclear EDF models at fixed $E_\nu = 5$ MeV and $|\mathbf{q}| = 2.5$ MeV as a function of q_0 . At $\rho = 1.0 \rho_0$, the magnitude of the DCRS of the neutrino with protons is quite similar for the KIDS0, KIDS-A, KIDS-B, and SLy4 models, but it is rather different for the KIDS0-m*87 model, which has the lowest M_p^*/M . This behavior holds not only at $\rho = 1.0 \rho_0$ but also at higher densities as shown in Figs. 5(b)-(d). The result confirms that, as shown in the scattering with neutrons, the DCRS of the neutrino is enhanced with a larger effective mass of the nucleon. The ranges of q_0 increase for all the models as the nuclear density increases. The largest range of q_0 is given by the KIDS0-m*87 model with the lowest M_p^*/M , as shown in Fig. 5(d).

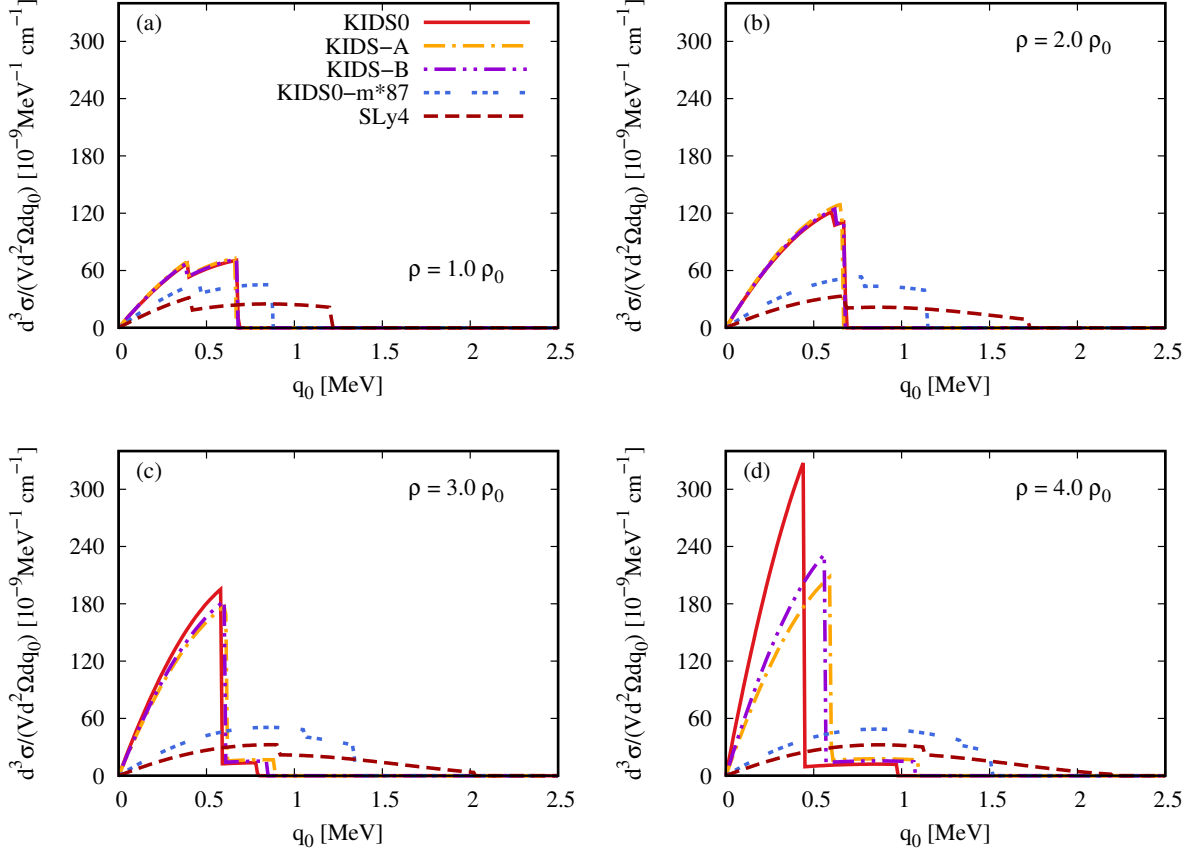


FIG. 6: Same as in Fig. 5 but for total DCRS of the neutrino.

The results for the total DCRS of the neutrino, which are obtained by summing up the DCRSs of the neutrino with protons in Fig. 5 and with neutrons in Fig. 4, as a function of q_0 at fixed $E_\nu = 5$ MeV and $|\mathbf{q}| = 2.5$ MeV are depicted in Fig. 6. Figure 6 clearly shows the dominant contribution to the magnitude size of the total DCRS of the neutrino given by the DCRS of the neutrino with neutrons for the models with $M_n^*/M > 1$. However, the shape of the total DCRS of the neutrino depends on the shapes of DCRSs of the neutrino with both protons and neutrons. The total cross sections for the KIDS0, KIDS-A, and KIDS-B models increase as the density increases, but for the KIDS0-m*87 and SLy4 models the total cross sections of the neutrino are almost the same even if the density increases. Among the KIDS-EDF models, the biggest magnitude of the total cross section of the neutrino is given by the KIDS0 model and it is more pronounced at higher density. Consequently, the NMFP of the KIDS0 model is smaller than other KIDS-EDF models, as seen in Fig. 7.

Results for the NMFP for the five models at fixed $E_\nu = 5$ MeV and $|\mathbf{q}| = 2.5$ MeV as a

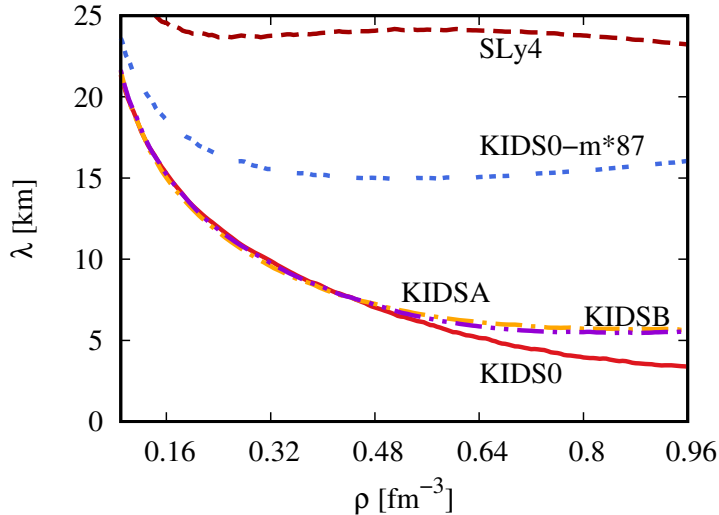


FIG. 7: Neutrino mean free path for various KIDS-EDF models as a function of ρ at $E_\nu = 5$ MeV and $|\mathbf{q}| = 2.5$ MeV.

function of the nuclear density are shown in Fig. 7. NMPFs for the KIDS-A and KIDS-B models are quite similar for all regimes of the baryon densities. This behavior is followed by the KIDS0 model up to $\rho \simeq 3.0 \rho_0$ and then the NMPF for the KIDS0 model decreases faster than those obtained for the KIDS-A and KIDS-B models. Remarkable results on the NMPFs are predicted by the KIDS0-m*87 and SLy4 models. The NMPF predictions for the KIDS0-m*87 and SLy4 models are significantly higher compared with those obtained for the KIDS0, KIDS-A, and KIDS-B models. The magnitude of the NMPF for the SLy4 model is much bigger than that for the KIDS-EDF models.

Results for the NMPF at fixed $E_\nu = 5$ MeV and $|\mathbf{q}| = 2.5$ MeV as a function of the NS radius for the considered models are shown in Fig. 8. For the SLy4 model, for example, if we take $R_{\text{NS}} = 10$ km, it predicts $\lambda \simeq 22$ km with NS mass $M_{\text{NS}}/M_{\text{sun}} \simeq 2.0$, which indicates that the neutrino can escape from the NS, not being hindered by scattering with nucleons or the reabsorption process. It then leads to NS cooling faster than the case in which $R_{\text{NS}} > \lambda$. Similarly, for the KIDS0-m*87 model with $R_{\text{NS}} = 10$ km, one predicts $\lambda \simeq 17$ km with $M_{\text{NS}}/M_{\text{sun}} \simeq 2.0$, showing that the neutrino can escape freely from the NS.

The KIDS0, KIDS-A and KIDS-B models with a similar $R_{\text{NS}} = 10$ km predict respectively $\lambda \simeq 3.5$ km with $M_{\text{NS}}/M_{\text{sun}} \simeq 2.0$ and $\lambda \simeq 5.03$ and 5.04 km with $M_{\text{NS}}/M_{\text{sun}} \simeq 2.0$. The neutrinos will interact with the NS matter, leading to a NS cooling process slower than the

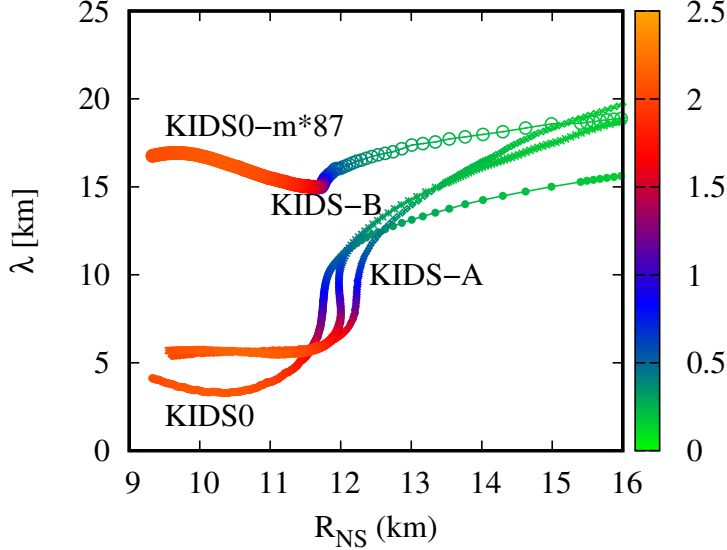


FIG. 8: Neutrino mean free path calculated at fixed $E_\nu = 5$ MeV and $|\mathbf{q}| = 2.5$ MeV, for various KIDS-EDF models as a function of NS radius R_{NS} and $M_{\text{NS}}/M_{\text{sun}}$.

KIDS-m*87 and SLy4 models because $R_{\text{NS}} > \lambda$.

Now let us take the canonical mass of neutron stars $M_{\text{NS}} = 1.4M_{\text{sun}}$. One predicts that $\lambda \simeq 24$ km with the SLy4 model and $\lambda \simeq 15$ km with the KIDS0-m*87 model. Both the KIDS0-m*87 and SLy4 models give $R_{\text{NS}} \simeq 11.7$ km for the $1.4M_{\text{sun}}$ mass neutron stars, so they always have $\lambda \geq R_{\text{NS}}$ as shown in Fig. 8. It means that both KIDS0-m*87 and SLy4 models support the small possibility of neutrino trapping within NSs. In the KIDS0, KIDS-A, and KIDS-B models, for stars heavier than the Sun, λ is always shorter than R_{NS} , so the neutrino emission can be delayed and thus have a non-negligible effect on the thermal evolution of NS.

Finally, in Fig. 9 we show the NMFP for the KIDS0 model as a function of the initial neutrino energy E_ν for different densities. It is clearly seen that the NMFP decreases as the density and initial neutrino energy increase, which is consistent with the result obtained in the functionals of the Brussels-Montreal Skyrme (BSk17 and BSk18) models [50] at $\rho = 1.0 \rho_0$. However, in the present work, we also predict the NMFP for higher densities up to $\rho = 4.0 \rho_0$. Note that higher neutrino energy can be relevant not only for the NS but also for supernovae, i.e., $E_\nu = 30$ MeV is a typical neutrino energy for the core-collapse supernova. Short NMFP can alter significantly the neutrino opacities by neutral-current

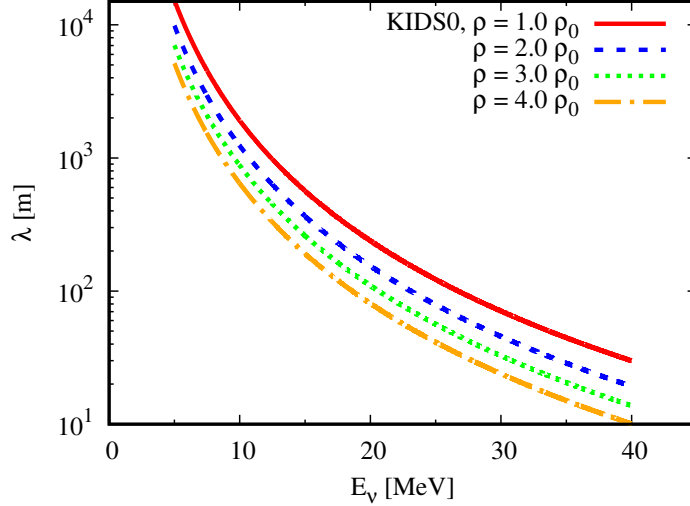


FIG. 9: Neutrino mean free path for the KIDS0 model with $M_n^*/M \gtrsim 1$ and soft symmetry energy as a function of the initial neutrino energy E_ν .

scatterings and especially by the charged-current scattering in the hot and dense supernova matter [51]. This strongly urges accurate determination of the nucleon effective masses in dense nuclear matter.

V. SUMMARY AND CONCLUSION

In the present work, we have investigated the nuclear symmetry energy, the proton, and neutron effective masses, the NS M-R relations, proton and neutron fractions, and NMFP using various KIDS-EDF models. The KIDS-EDF model has been widely and successfully applied to describe the properties of finite nuclei. In this work, we extend the applications of the KIDS-EDF model to the neutron star matter and the neutrino interaction with NS matter constituents using the LRA. We analyze the implications of the nucleon effective masses and symmetry energy for the NS properties through the M-R relations and neutrinos' interaction with the NS matter constituents as well as the implications of the NS M-R relations with the NMFP.

We find that the nuclear symmetry energy for the KIDS0, KIDS0-m*87, and SLy4 models have quite similar behavior over the range of the nuclear densities, yielding soft nuclear symmetry energy. The KIDS-A and KIDS-B models have stiff nuclear symmetry energy.

We also find that the KIDS-A model has the stiffest nuclear symmetry energy at $\rho > \rho_0$ amongst the considered models. Similar stiffness of the nuclear symmetry energy for the KIDS0, KIDS0-m*87, and SLy4 models leads to a similar result for the NS M-R relations, as shown in Fig. 3(a). Results for the properties of NSs (M-R relations) for all the KIDS-EDF models are in excellent agreement with the recent observations of PSR J0348+0432 [43], PSR J0740+6620 [44], and PSR J1614-2230 [45], predicting the maximum mass of a NS is larger than $2M_{\text{sun}}$, as well as NICER observation results of radius $R_{\text{NS}} = 12.35 \pm 0.75$ km for a NS mass $M_{\text{NS}} = 2.08 M_{\text{sun}}$ [46].

We find that the dominant contribution to the magnitude of the total DCRS of the neutrino is given by the DCRS of the neutrino with neutrons for KIDS0, KIDS-A, and KIDS-B models. The shape of the total DCRS of the neutrino for all the KIDS-EDF models depends on both shapes of the DCRS of the neutrino with protons and neutrons. The total cross sections for the KIDS0, KIDS-A, and KIDS-B models increase as the density increases, but for KIDS0-m*87 and SLy4 models the total cross sections of the neutrino are almost the same as the density increases. Amongst the KIDS-EDF models, the highest total cross section of the neutrino is given by the KIDS0 model. It is clearly understood that the effective masses of neutrons for the KIDS0, KIDS-A, and KIDS-B models with $M_n^*/M \gtrsim 1$, being quite similar up to $\rho \simeq 2.0 \rho_0$, leading to similar prediction results for the DCRS of the neutrino.

More interestingly, we also find that the DCRSs of the neutrino for the KIDS0, KIDS-A, and KIDS-B models with $M_n^*/M \gtrsim 1$ are bigger than those obtained for the KIDS0-m*87 and SLy4 models with $M_n^*/M \lesssim 1$ at $\rho \simeq 1.0 \rho_0$. The ranges of q_0 for the KIDS0, KIDS-A, and KIDS-B models are smaller than those obtained for the KIDS0-m*87 and SLy4 models. At higher densities, $\rho \simeq 4.0 \rho_0$ differences in the DCRS of the neutrino among the KIDS-EDF models are much more pronounced because the effective mass differences in the models become significant.

In the results for the NMFP, we find the NMFPs for the KIDS-A and KIDS-B models are quite similar at all the baryon density regimes up to $6\rho_0$. This behavior is followed by the KIDS0 model up to $\rho \simeq 3.0 \rho_0$ and the NMFP of the KIDS0 model decreases faster than those obtained for the KIDS-A and KIDS-B models. The NMFP predictions for the KIDS0-m*87 and SLy4 models are much higher compared with those obtained for the KIDS0, KIDS-A, and KIDS-B models.

The result shows that the NMFP is most strongly correlated to the neutron effective mass M_n^* . There are two dominant sources that control the behavior of M_n^* . The most direct and evident effect comes from the isoscalar and isovector effective masses. It is shown that not only the values of the isoscalar and isovector effective masses but also their relative magnitudes are critical for the density dependence of M_n^* . Such a dependence on the isoscalar and isovector effective masses appears in the same way in the neutrino scattering with finite nuclei [52]. Therefore the correct description of the neutrino interaction in/with nuclear many-body systems demands the exact determination of both isoscalar and isovector effective masses from either theory or experiment. Another quantity critical to M_n^* is the symmetry energy. Its effect is not as direct as the isoscalar and isovector effective masses but is embedded in the neutron to proton asymmetry δ . Symmetry energy is the main source of the different particle fractions between the models in Fig. 3. Since isoscalar and isovector effective masses are similar in the KIDS0, KIDS-A, and KIDS-B models, the behavior of M_n^* in the KIDS0 model is different from those of the KIDS-A and KIDS-B models at $\rho \gtrsim 3\rho_0$ and is attributed to the difference in the particle fraction. Accurate measurement of the symmetry energy from sub to supra saturation densities is another essential requirement to refine our understanding of the role of neutrinos in supernova explosions and neutron star cooling.

Summarizing the result for the λ - R_{NS} relations, the KIDS0, KIDS-A, and KIDS-B models show that $\lambda \lesssim R_{\text{NS}}$, indicating that they could lead to neutrino trapping in NS and thus the delayed NS cooling. The KIDS0-m*87 and SLy4 models always have $\lambda \gtrsim R_{\text{NS}}$, as clearly shown in Fig. 8, thus they support a small possibility of neutrino trapping within the NS.

We finally find that the NMFP decreases as the density and initial neutrino energy increase, which is consistent with those obtained in the functionals of the Brussels-Montreal Skyrme (BSk17 and BSk18) models at $\rho = \rho_0$ [50].

Acknowledgments

This work was supported by the National Research Foundation of Korea (NRF) Grant No. 2018R1A5A1025563. The works of S.i.N. and P.T.P.H. were partially supported by the NRF Grant No. 2022R1A2C1003964. The work of C.H.H. was also partially supported by

the NRF Grant No. 2020R1F1A1052495.

- [1] G. Baym and C. Pethick, Physics of Neutron Stars, *Ann. Rev. Astron. Astrophys.* **17**, 415-443 (1979).
- [2] J. M. Lattimer and M. Prakash, The physics of neutron stars, *Science* **304**, 536-542 (2004).
- [3] H. A. Bethe, Supernova mechanisms, *Rev. Mod. Phys.* **62**, 801-866 (1990).
- [4] D. Galloway, F. Ozel, and D. Psaltis, Biases for neutron-star mass, radius and distance measurements from Eddington-limited X-ray bursts, *Mon. Not. Roy. Astron. Soc.* **387**, 268 (2008).
- [5] J. M. Lattimer and M. Prakash, Neutron Star Observations: Prognosis for Equation of State Constraints, *Phys. Rept.* **442**, 109-165 (2007).
- [6] V. Suleimanov, J. Poutanen, M. Revnivtsev and K. Werner, Neutron star stiff equation of state derived from cooling phases of the X-ray burster 4U 1724-307, *Astrophys. J.* **742**, 122 (2011).
- [7] D. G. Yakovlev, A. D. Kaminker, O. Y. Gnedin and P. Haensel, Neutrino emission from neutron stars, *Phys. Rept.* **354**, 1 (2001).
- [8] M. Jaminon and C. Mahaux, Effective Masses in Relativistic Approaches to the Nucleon Nucleus Mean Field, *Phys. Rev. C* **40**, 354-367 (1989).
- [9] P. T. P. Hutaruk, Implications of PREX-2 data on the electron-neutrino opacity in dense matter, *Phys. Rev. C* **104**, no.6, 065802 (2021).
- [10] S. Reddy, M. Prakash, and J. M. Lattimer, Neutrino interactions in hot and dense matter, *Phys. Rev. D* **58**, 013009 (1998).
- [11] R. Niembro, P. Bernardos, M. Lopez-Quelle and S. Marcos, Neutrino cross-section and mean free path in neutron stars in the framework of the Dirac-Hartree-Fock approximation, *Phys. Rev. C* **64**, 055802 (2001).
- [12] P. T. P. Hutaruk, A. Sulaksono and K. Tsushima, Effects of neutrino magnetic moment and charge radius constraints and medium modifications of the nucleon form factors on the neutrino mean free path in dense matter, *Nucl. Phys. A* **1017**, 122356 (2022).
- [13] P. T. P. Hutaruk, Y. Oh and K. Tsushima, Impact of medium modifications of the nucleon weak and electromagnetic form factors on the neutrino mean free path in dense matter, *Phys.*

- Rev. D **98**, no.1, 013009 (2018).
- [14] P. Russotto, S. Gannon, S. Kupny, P. Lasko, L. Acosta, M. Adamczyk, A. Al-Ajlan, M. Al-Garawi, S. Al-Homaidhi and F. Amorini, *et al.* Results of ASY-EOS experiment at GSI: The symmetry energy at supersaturation density, Phys. Rev. C **94**, no.3, 034608 (2016).
- [15] B. A. Li, Probing the high-density behavior of nuclear symmetry energy with high-energy heavy-ion collisions, Phys. Rev. Lett. **88**, 192701 (2002).
- [16] B. A. Li, Z. Z. Ren, C. M. Ko and S. J. Yennello, Isospin dependence of collective flow in heavy-ion collisions at intermediate-energies, Phys. Rev. Lett. **76**, 4492 (1996).
- [17] B. A. Li, P. G. Krastev, D. H. Wen and N. B. Zhang, Towards Understanding Astrophysical Effects of Nuclear Symmetry Energy, Eur. Phys. J. A **55**, no.7, 117 (2019).
- [18] M. Baldo and G. F. Burgio, The nuclear symmetry energy, Prog. Part. Nucl. Phys. **91**, 203-258 (2016).
- [19] Y. Cao, D. Lu, Y. Qian, and Z. Ren, Uncertainty analysis for the nuclear liquid drop model and implications for the symmetry energy coefficients, Phys. Rev. C **105**, no.3, 034304 (2022).
- [20] W. Zuo, L. G. Cao, B. A. Li, U. Lombardo and C. W. Shen, Isospin splitting of the nucleon mean-field, Phys. Rev. C **72**, 014005 (2005).
- [21] E. N. E. van Dalen, C. Fuchs and A. Faessler, Effective nucleon masses in symmetric and asymmetric nuclear matter, Phys. Rev. Lett. **95**, 022302 (2005).
- [22] M. C. Miller, F. K. Lamb, A. J. Dittmann, S. Bogdanov, Z. Arzoumanian, K. C. Gendreau, S. Guillot, A. K. Harding, W. C. G. Ho and J. M. Lattimer, *et al.* PSR J0030+0451 Mass and Radius from *NICER* Data and Implications for the Properties of Neutron Star Matter, Astrophys. J. Lett. **887**, no.1, L24 (2019).
- [23] T. E. Riley, A. L. Watts, S. Bogdanov, P. S. Ray, R. M. Ludlam, S. Guillot, Z. Arzoumanian, C. L. Baker, A. V. Bilous and D. Chakrabarty, *et al.* A *NICER* View of PSR J0030+0451: Millisecond Pulsar Parameter Estimation, Astrophys. J. Lett. **887**, no.1, L21 (2019).
- [24] B. P. Abbott *et al.* [LIGO Scientific and Virgo], GW170817: Observation of Gravitational Waves from a Binary Neutron Star Inspiral, Phys. Rev. Lett. **119**, no.16, 161101 (2017).
- [25] B. P. Abbott *et al.* [LIGO Scientific and Virgo], GW170817: Measurements of neutron star radii and equation of state, Phys. Rev. Lett. **121**, no.16, 161101 (2018).
- [26] N. R. Tanvir, A. J. Levan, A. S. Fruchter, J. Hjorth, K. Wiersema, R. Tunnicliffe, and A. de Ugarte Postigo, A "kilonova" associated with short-duration gamma-ray burst 130603B, Na-

- ture **500**, 547 (2013).
- [27] J. Rizzo, M. Colonna and M. Di Toro, Fast nucleon emission as a probe of the isospin momentum dependence, *Phys. Rev. C* **72**, 064609 (2005).
- [28] S. Choi, E. Hiyama, C. H. Hyun and M. K. Cheoun, Effects of Many-body Interactions in the Hyperon with Skyrme and KIDS Functionals for Finite Nuclei and Nuclear Matter, [arXiv:2110.00204 [nucl-th]].
- [29] H. Gil, C. H. Hyun, and K. Kim, Quasielastic electron scattering with the KIDS nuclear energy density functional, *Phys. Rev. C* **104**, no.4, 044613 (2021).
- [30] H. Gil, C. H. Hyun and K. Kim, Inclusive electron scattering in the quasielastic region with the Korea-IBS-Daegu-SKKU density functional, *Phys. Rev. C* **105**, no.2, 024607 (2022).
- [31] H. Gil, P. Papakonstantinou, and C. H. Hyun, Constraints on the curvature of nuclear symmetry energy from recent astronomical data within the KIDS framework, *Int. J. Mod. Phys. E* **31**, no.01, 2250013 (2022).
- [32] R. C. Tolman, Static solutions of Einstein's field equations for spheres of fluid, *Phys. Rev.* **55**, 364-373 (1939).
- [33] J. R. Oppenheimer and G. M. Volkoff, On massive neutron cores, *Phys. Rev.* **55**, 374-381 (1939).
- [34] P. Papakonstantinou, T. S. Park, Y. Lim and C. H. Hyun, Density dependence of the nuclear energy-density functional, *Phys. Rev. C* **97**, no.1, 014312 (2018).
- [35] H. Gil, Y.-M. Kim, C. H. Hyun, P. Papakonstantinou and Y. Oh, Analysis of nuclear structure in a converging power expansion scheme, *Phys. Rev. C* **100**, no.1, 014312 (2019).
- [36] E. Chabanat, P. Bonche, P. Haensel, J. Meyer, and R. Schaeffer, A Skyrme parametrization from subnuclear to neutron star densities Part II. Nuclei far from stabilities, *Nucl. Phys. A* **635**, 231 (1998).
- [37] A. Akmal, V.R. Pandharipande, and D.G. Ravenhall, The Equation of state of nucleon matter and neutron star structure, *Phys.Rev.C* **58**, 1804, (1998).
- [38] B.-A. Li, B.J. Cai, L.-W. Chen, and J. Xu, Nucleon effective masses in neutron-rich matter, *Prog. Part. Nucl. Phys.* **99**, 29 (2018).
- [39] H. Gil and C. H. Hyun, Compression modulus and symmetry energy of nuclear matter with KIDS density functional, *New Physics: Sae Mulli* **71**, 242 (2021).
- [40] F. Sammarruca, L. Coraggio, J. W. Holt, N. Itaco, R. Machleidt and L. E. Marcucci, Toward

- order-by-order calculations of the nuclear and neutron matter equations of state in chiral effective field theory, *Phys. Rev. C* **91**, no.5, 054311 (2015).
- [41] I. Tews, T. Krüger, K. Hebeler and A. Schwenk, Neutron matter at next-to-next-to-next-to-leading order in chiral effective field theory, *Phys. Rev. Lett.* **110**, no.3, 032504 (2013).
- [42] P. Danielewicz, R. Lacey and W. G. Lynch, Determination of the equation of state of dense matter, *Science* **298**, 1592-1596 (2002).
- [43] J. Antoniadis, P. C. C. Freire, N. Wex, T. M. Tauris, R. S. Lynch, M. H. van Kerkwijk, M. Kramer, C. Bassa, V. S. Dhillon and T. Driebe, *et al.* A Massive Pulsar in a Compact Relativistic Binary, *Science* **340**, 6131 (2013).
- [44] H. T. Cromartie *et al.* [NANOGrav], Relativistic Shapiro delay measurements of an extremely massive millisecond pulsar, *Nature Astron.* **4**, no.1, 72-76 (2019).
- [45] P. Demorest, T. Pennucci, S. Ransom, M. Roberts, and J. Hessels, Shapiro Delay Measurement of A Two Solar Mass Neutron Star, *Nature* **467**, 1081-1083 (2010).
- [46] M. C. Miller, F. K. Lamb, A. J. Dittmann, S. Bogdanov, Z. Arzoumanian, K. C. Gendreau, S. Guillot, W. C. G. Ho, J. M. Lattimer and M. Loewenstein, *et al.* The Radius of PSR J0740+6620 from NICER and XMM-Newton Data, *Astrophys. J. Lett.* **918**, no.2, L28 (2021).
- [47] A. W. Steiner, J. M. Lattimer and E. F. Brown, The Equation of State from Observed Masses and Radii of Neutron Stars, *Astrophys. J.* **722**, 33-54 (2010).
- [48] P. T. Hutaurok, Neutrino Mean Free Path in Neutron Star, [arXiv:1007.4007 [nucl-th]].
- [49] D. Vautherin and D. M. Brink, Hartree-Fock calculations with Skyrme's interaction. 1. Spherical nuclei, *Phys. Rev. C* **5**, 626-647 (1972).
- [50] A. Pastore, M. Martini, D. Davesne, J. Navarro, S. Goriely and N. Chamel, Linear response theory and neutrino mean free path using Brussels-Montreal Skyrme functionals, *Phys. Rev. C* **90**, no.2, 025804 (2014).
- [51] L. F. Robers, and S. Reddy, Charged current neutrino interactions in hot and dense matter, *Phys. Rev. C* **95**, 045807 (2017).
- [52] K. S. Kim, H. Gil, and C. H. Hyun, Quasielastic charged-current neutrino-nucleus scattering with nonrelativistic nuclear energy density functionals, *Phys. Lett. B* **833**, 137273 (2022).