

# $^{57}\text{Zn}$ $\beta$ -delayed proton emission establishes the $^{56}\text{Ni}$ $rp$ -process waiting point bypass

M. Saxena<sup>a,\*</sup>, W.-J Ong<sup>b</sup>, Z. Meisel<sup>a</sup>, D. E. M. Hoff<sup>b,c</sup>, N. Smirnova<sup>d</sup>, P. C. Bender<sup>c</sup>, S. P. Burcher<sup>b</sup>, M. P. Carpenter<sup>e</sup>, J. J. Carroll<sup>f</sup>, A. Chester<sup>g</sup>, C. J. Chiara<sup>f</sup>, R. Conaway<sup>a</sup>, P. A. Copp<sup>e</sup>, B. P. Crider<sup>h</sup>, J. Derkin<sup>a</sup>, A. Estradé<sup>i</sup>, G. Hamad<sup>a</sup>, J. T. Harke<sup>b</sup>, R. Jain<sup>g,j</sup>, H. Jayatissa<sup>e</sup>, S. N. Liddick<sup>g,k,l</sup>, B. Longfellow<sup>g,j</sup>, M. Mogannam<sup>g,k</sup>, F. Montes<sup>g</sup>, N. Nepal<sup>i</sup>, T. H. Ogunbeku<sup>g,h</sup>, A. L. Richard<sup>g,l,1</sup>, H. Schatz<sup>g,j,l</sup>, D. Soltesz<sup>a</sup>, S. K. Subedi<sup>a</sup>, I. Sultana<sup>i</sup>, A. S. Tamashiro<sup>m</sup>, V. Tripathi<sup>n</sup>, Y. Xiao<sup>g,h</sup>, R. Zink<sup>a</sup>

<sup>a</sup>Institute of Nuclear & Particle Physics, Department of Physics & Astronomy, Ohio University, Athens, 45701, Ohio, USA

<sup>b</sup>Lawrence Livermore National Laboratory, Livermore 94550 California USA

<sup>c</sup>Department of Physics and Applied Physics, University of Massachusetts Lowell, Lowell 01854 Massachusetts USA

<sup>d</sup>CENBG, CNRS/IN2P3 and Université de Bordeaux, Chemin du Solarium 33175 Gradignan Cedex France

<sup>e</sup>Argonne National Laboratory, Argonne 60439 Illinois USA

<sup>f</sup>DEVCOM/Army Research Laboratory, Adelphi 20783 Maryland USA

<sup>g</sup>National Superconducting Cyclotron Laboratory, Michigan State University, East Lansing 48824 Michigan USA

<sup>h</sup>Department of Physics & Astronomy, Mississippi State University, Starkville 39762 Mississippi USA

<sup>i</sup>Department of Physics, Central Michigan University, Mount Pleasant 48859 Michigan USA

<sup>j</sup>Department of Physics & Astronomy, Michigan State University, East Lansing 48824 Michigan USA

<sup>k</sup>Department of Chemistry, Michigan State University, East Lansing 48824 Michigan USA

<sup>l</sup>Joint Institute for Nuclear Astrophysics – Center for the Evolution of the Elements, Michigan State University, East Lansing 48824 Michigan USA

<sup>m</sup>Department of Physics, Oregon State University, Corvallis 97331 Oregon USA

<sup>n</sup>Department of Physics, Florida State University, Tallahassee 32306 Florida USA

---

## Abstract

We measured the  $^{57}\text{Zn}$   $\beta$ -delayed proton ( $\beta p$ ) and  $\gamma$  emission at the National Superconducting Cyclotron Laboratory. We find a  $^{57}\text{Zn}$  half-life of  $43.6 \pm 0.2$  ms,  $\beta p$  branching ratio of  $(84.7 \pm 1.4)\%$ , and identify four transitions corresponding to the exotic  $\beta\text{-}\gamma\text{-}p$  decay mode, the second such identification in the  $fp$ -shell. The  $p/\gamma$  ratio was used to correct for isospin mixing while determining the  $^{57}\text{Zn}$  mass via the isobaric multiplet mass equation. Previously, it was uncertain as to whether the  $rp$ -process flow could bypass the textbook waiting point  $^{56}\text{Ni}$  for astrophysical conditions relevant to Type-I X-ray bursts. Our results definitively establish the existence of the  $^{56}\text{Ni}$  bypass, with 14-17% of the  $rp$ -process flow taking this route.

**Keywords:** Type-1 X-Ray bursts, waiting-point,  $\beta$ -decay measurement of proton rich isotope

**PACS:** 0000, 1111

**2000 MSC:** 0000, 1111

---

Type-I X-ray bursts are explosions lasting tens of seconds on the surface of an accreting neutron star, resulting in neutron star envelope temperatures near 1 GK. These bursts are thermonuclear explosions powered by a sequence of nuclear reactions known as the rapid-proton capture ( $rp$ )-process, which involves hundreds of proton-rich nuclides [1, 2, 3]. The flow of the  $rp$ -process nuclear reaction sequence in astrophysics model calculations is sensitive to nuclear physics inputs, and thereby, so are the calculated burst light curve and ashes [4, 5, 6, 7]. Of particular interest are nuclear waiting-points [8, 9, 10]. At a waiting-point nucleus, a low proton-capture  $Q$ -value ( $Q_{p,\gamma} \lesssim 1$  MeV) leads to  $(p, \gamma) - (\gamma, p)$  equilibrium, which stalls nucleosynthesis until a weak decay or proton-capture on the small equilibrium abundance of the waiting-point  $(p, \gamma)$  product finally takes place.

Of the waiting-points,  $^{56}\text{Ni}$  is by far the most influential, leading to the characteristic peak in the X-ray burst light curve [1, 11, 12]. However, an alternative pathway circumventing  $^{56}\text{Ni}$  has been proposed [13, 14, 15], where the  $rp$ -process flow could instead be diverted through the reaction sequence  $^{55}\text{Ni}(p, \gamma)^{56}\text{Cu}(p, \gamma)^{57}\text{Zn}(\beta^+)^{57}\text{Cu}(p, \gamma)^{58}\text{Zn}$ , bypassing  $^{56}\text{Ni}$  completely. A recent precision mass measurement of  $^{56}\text{Cu}$  constrained the  $^{55}\text{Ni}(p, \gamma)^{56}\text{Cu}$  reaction rate to within a factor of two and determined the temperature-density phase space where  $^{55}\text{Ni}$  and  $^{56}\text{Cu}$  come into  $(p, \gamma) - (\gamma, p)$  equilibrium [15, 16]. The  $^{56}\text{Cu}(p, \gamma)^{57}\text{Zn}$  reaction rate is likely uncertain to within an order of magnitude [17]. However, since  $Q_{p,\gamma} = 1.2 \pm 0.2$  MeV [18], the forward reaction rate always exceeds the reverse, enabling nucleosynthesis to flow to  $^{57}\text{Zn}$ . As such, the dominant uncertainty for the  $^{56}\text{Ni}$  bypass is the probability that  $^{57}\text{Zn}$  undergoes  $\beta$ -delayed proton ( $\beta p$ ) emission, which would re-populate  $^{56}\text{Ni}$ .

The  $^{57}\text{Zn}$   $\beta p$  branching ratio is presently constrained to  $(90 \pm 10)\%$  [19]. Prior measurements found a  $(78 \pm 17)\%$   $\beta p$  branching [20]. Both, these results are consistent with either completely blocking the  $^{56}\text{Ni}$  bypass or, for a  $1\sigma$  lower bound, up to 20% of the  $rp$ -process flow in the  $N = 27$  isotonic chain following the bypass over the range of envelope conditions relevant for X-ray bursts. Therefore, a higher-precision  $^{57}\text{Zn}$   $\beta p$  branching ratio is required for a meaningful constraint on the  $^{56}\text{Ni}$  bypass.

Meanwhile,  $\beta p$  emission is also a valuable probe of isospin-mixing in exotic nuclides. The exotic  $\beta\text{-}\gamma\text{-}p$  decay mode has recently been observed in  $^{56}\text{Zn}$  (in the  $fp$ -shell), including  $\gamma$  decays from the isobaric analogue state (IAS) [21, 22]. The  $p/\gamma$  decay ratio can be used to determine isospin mixing for the IAS [23, 24]. Taking this isospin mixing into account for the IAS is essential for obtaining accurate nuclear mass constraints from the isobaric multiplet mass equation (IMME) [25, 26]. For instance, constraints on isospin mixing of the  $^{57}\text{Cu}$  IAS are required for an IMME mass determination of  $^{57}\text{Zn}$  and, consequently, of the  $^{56}\text{Cu}(p, \gamma)^{57}\text{Zn}$   $Q_{p,\gamma}$  value.

We report results from a  $\beta p$  emission measurement of  $^{57}\text{Zn}$  performed at the National Superconducting Cyclotron Laboratory (NSCL), that substantially reduce the main nuclear physics uncertainties associated with the  $^{56}\text{Ni}$  bypass in the  $rp$ -process and identify the second case of  $\beta\text{-}\gamma\text{-}p$  decay in the  $fp$ -shell.

In this experiment,  $^{57}\text{Zn}$  was produced by fragmentation of a 150 MeV/nucleon  $^{78}\text{Kr}$  primary beam on a 305 mg/cm<sup>2</sup> beryllium target at the Coupled Cyclotron Facility of NSCL. The A1900 fragment separator [27] was used to perform the initial beam purification via the  $B\rho\text{-}\Delta E\text{-}B\rho$  technique, using a 450 mg/cm<sup>2</sup> Al wedge at the intermediate image position and  $\pm 0.5\%$  momentum acceptance. We used the Radio Frequency Fragment Separator [28] to remove contamination

---

\*Corresponding author

Email address: saxenam@ohio.edu (M. Saxena)

<sup>1</sup>Present Address: Lawrence Livermore National Laboratory, Livermore, California 94550, USA

from the low-momentum tail of nuclides closer to stability. Particle identification was performed event-by-event via  $\Delta E$ -TOF, using energy loss from a Si PIN detector upstream of the ion implantation station, and time-of-flight between the Si PIN detector and a scintillator in the A1900 extended focal plane, see Fig. 1

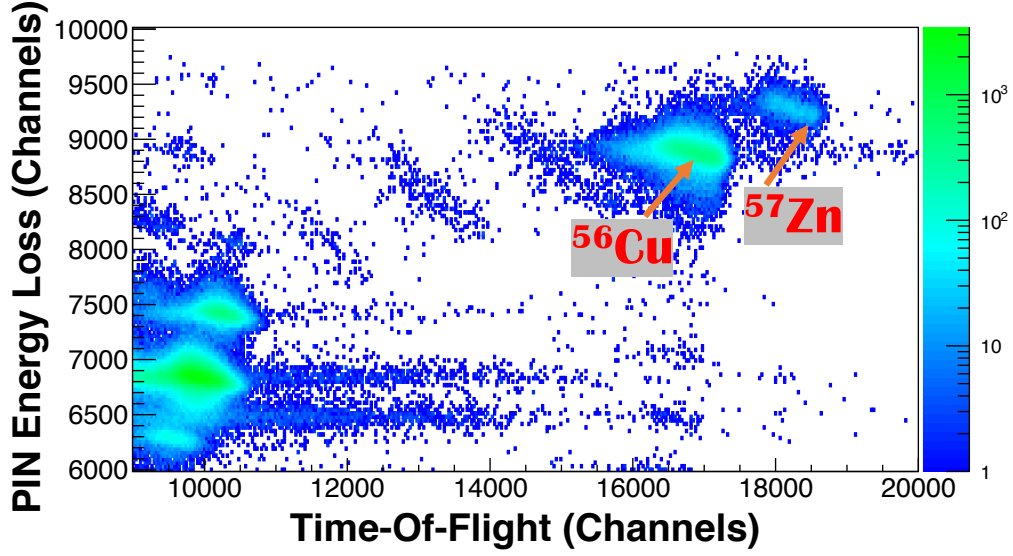


Figure 1: (color online) Particle identification (PID) plot used to identify  $^{57}\text{Zn}$ . Time-of-flight between the A1900 extended focal plane and the Si PIN detector is plotted on the horizontal axis while energy loss in the Si PIN detector is plotted on the vertical axis.

13860  $^{57}\text{Zn}$  ions were implanted into a 525- $\mu\text{m}$  thick double-sided silicon strip detector (DSSD) segmented into 40 $\times$ 40 1-mm pitch strips located within the Beta Counting Station (BCS) [29]. A 998- $\mu\text{m}$  thick single-sided silicon detector located downstream of the DSSD was used as a light-ion veto. The BCS was surrounded by the Clovershare array, consisting of 16 high purity germanium clover detectors, for  $\gamma$  detection. A front-back coincidence was required for a valid DSSD signal, where implants and  $\beta$ -delayed protons were time-stamped, allowing for implant-decay correlations. The spatial and time correlation window used in the analysis were a 3  $\times$  3 pixel area and  $t_{\text{corr}}$  set equal to 3000 ms, respectively. The long correlation window was used to allow the estimation of the background decays from 1000–3000 ms.

A  $^{57}\text{Zn}$  nucleus can  $\beta$  decay by either emitting a  $\beta^+$  and/or a  $\beta^+$  followed by a proton. The protons and the  $\beta^+$  particle are emitted almost simultaneously from the site of the implantation in the DSSD. Since the  $\beta^+$ s usually escape the implantation detector by depositing only a fraction of their energy; pure  $\beta$  decays contribute to mostly the low-energy spectrum. Protons on the other hand are stopped inside the DSSD and deposit their full energy. Events below 900 keV were associated with  $\beta$ -only decays. This assumption was made by overlaying the *scaled* decay energy spectrum of  $^{56}\text{Cu}$   $\beta$  decay, which was also implanted in the DSSD. For every 100  $^{56}\text{Cu}$   $\beta$  decays, only 0.4% have the  $\beta$ -delayed proton branch [30]. The particle decay energy spectrum obtained in the present analysis for  $^{57}\text{Zn}$  decays is shown in Fig. 2, with decay ( $\beta+p$ ) energies  $E_{\text{dec}}$  ranging

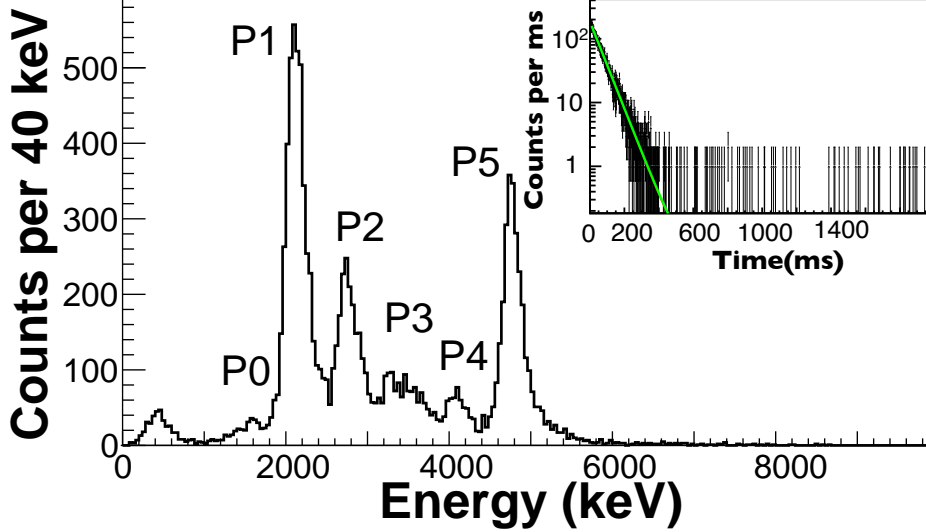


Figure 2: (color online) Particle decay energy spectrum measured in the DSSD for the decay events correlated with  $^{57}\text{Zn}$  implants, with the observed proton groups labeled from P0–P5. The inset shows the decay curve of the correlated  $^{57}\text{Zn}$  events. The green line indicates the best fit results when employing an exponential decay plus a constant background for events with  $E_{\text{dec}} > 900$  keV.

from 900 – 6000 keV. The inset of Fig. 2 shows the decay curve, including an exponential fit and fixed background, which is gated on decays with  $E_{\text{dec}} > 900$  keV, corresponding to a  $^{57}\text{Zn}$  half-life  $t_{1/2}$  of  $43.6 \pm 0.2$  ms. This is in satisfactory agreement with the prior determinations of  $40 \pm 10$  ms in Ref. [31] and  $48 \pm 3$  ms in Ref. [20], but in tension with the Ref. [19] result of  $27 \pm 3$  ms, which reported 25 times lower statistics in comparison to our measurement.

Peaks in Fig. 2 were fitted using a convolution of a Gaussian distribution defining the proton emission with a Landau distribution for the high-energy tail caused by  $\beta$ -summing [32]. The width of the Gaussian distribution was fixed by the intrinsic resolution ( $\sigma \sim 64$  keV for 6.5 MeV alpha source from a Thorium-228 radioactive source) of the detector, while the width of the Landau distribution was treated as a free parameter. The centroids of the peaks P0–P5 need to be corrected for  $\beta$ -summing in order to match the peak energies of the protons reported in Ref. [33]. Henceforth, all the peak centroids in our decay energy spectrum are shifted up by  $\sim 160$  keV. The resulting delayed-proton intensities are consistent with the results from Ref. [33]; however, they are less precise in the current work due to significant  $\beta$ -summing and limited resolution of the DSSD. As a result, the labeled peaks might contain multiple proton transitions as measured in Ref. [33] that could not be resolved in the present work. The proton detection efficiency is inferred to be 100%. This is based on the consistency of the ratio of counts within decay peaks compared to the results of Ref. [33]. Using peak labels from Fig. 2, we find  $P5/P1 = 0.59 \pm 0.03$ , compared to  $0.62 \pm 0.01$  from Ref. [33], where we have applied our experimental resolution to their data to ensure a consistent comparison. Given the prediction from LISE++ [34] that all implants are within a 100- $\mu\text{m}$  depth range, it is unlikely such agreement could be obtained if

the implantation depth distribution were not roughly centered within the implantation DSSD. A roughly central mean implantation depth is consistent with the minimal asymmetry observed for the decay spectrum peaks [32]. GEANT4 simulations indicate that for this scenario all protons would be stopped within the implantation DSSD, which is a sufficient but not necessary condition for all  $\beta$ -delayed proton events to be above the detection threshold.

The total  $\beta$ -delayed proton branching ratio  $P_{\beta p}$  is the ratio of  $\beta$ -delayed proton decays ( $N_{\beta p}$ ) to implants ( $N_{\text{imp}}$ ).  $N_{\beta p}$  can be defined as

$$N_{\beta p} = \frac{A_0}{\lambda} (1 - e^{-\lambda t_{\text{corr}}}) \frac{1}{f_{\text{live}}} \quad (1)$$

and was determined using the proton-gated decay curve in the inset of Fig. 2, in particular, the initial proton activity  $A_0$  and decay constant  $\lambda$  of the parent  $^{57}\text{Zn}$ , including the decay correlation time  $t_{\text{corr}}$  and correcting for the data acquisition live time  $f_{\text{live}}$ . The uncertainty for  $P_{\beta p}$  was calculated through standard error propagation on the above quantities. We find  $P_{\beta p} = (84.7 \pm 1.4)\%$  for  $^{57}\text{Zn}$ , which is far more precise than but in agreement with  $(78 \pm 17)\%$  from Ref. [20] and  $(90 \pm 10)\%$  from Ref. [19].

Proton-gated  $\gamma$ -ray coincidence spectra, shown in Fig. 3, were obtained for the first time for the peaks labeled in the decay energy spectrum using the Clovershare Array. Gating on the proton peak P2 with  $E_{\text{dec}} \sim 2.7$  MeV results in a  $2072 \pm 0.3$  keV  $\gamma$ -ray transition, which corresponds to the de-excitation of the  $^{57}\text{Cu}$  IAS ( $T = 3/2$ ,  $J^\pi = 7/2^-$ ) at 5297 keV to the proton unbound state at 3225 keV. The proton peak P1 with  $E_{\text{dec}} \sim 2.2$  MeV is coincident with  $\gamma$ -ray lines at  $2770 \pm 0.3$  keV and  $1680 \pm 0.4$  keV, where the former corresponds to de-excitation from the  $^{57}\text{Cu}$  IAS to the 2530 keV excited state and the latter is consistent with  $\gamma$  decay between the 4208 keV and 2530 keV states in  $^{57}\text{Cu}$ . The  $2189 \pm 0.8$  keV  $\gamma$ -ray transition is also coincident with the proton peak P1 and is tentatively placed feeding the 2530 keV excited state in  $^{57}\text{Cu}$ . All of these observed  $\gamma$ -ray transitions are feeding excited states of  $^{57}\text{Cu}$  that are proton unbound and belong to an exotic  $\beta$ - $\gamma$ - $p$  decay mode. Note that the 2700 keV  $\gamma$ -ray line corresponds to de-excitation from the first  $2^+$  excited state of  $^{56}\text{Ni}$ . The level energies in  $^{57}\text{Cu}$  are taken directly from Ref [33].

The new partial decay scheme for  $^{57}\text{Zn}$  resulting from this work, including the four newly observed  $\beta$ - $\gamma$ - $p$  branches, is shown in Fig. 4. It is noteworthy to restate that the energies of the labeled  $\gamma$ 's in Fig. 4, are consistent with the energy differences of the excited states of  $^{57}\text{Cu}$  in the known level scheme [33]. The Feldman-Cousins statistical approach [35] was used to confirm the statistical significance of the  $\gamma$ -ray peaks. The relative intensities and the energies of the proton peaks are known from the previous  $\beta$ -decay measurement by Ref. [33] which used a  $\Delta E$ - $E$  (silicon + gas) telescope detector to detect the protons and the positrons. The absolute intensities of the  $^{57}\text{Cu}$  individual proton transitions were determined by renormalizing these previously known relative intensities using our results. The absolute  $\beta$ -branch intensities were determined by correcting the absolute proton intensities by the respective intensities of the  $\gamma$ -ray transitions de-exciting or feeding a state in  $^{57}\text{Cu}$ . An absolute  $\gamma$ -ray efficiency curve was produced using two sources – a standard  $\gamma$ -ray source (SRM - a mixed radionuclide point source consisting of  $^{125}\text{Sb}$ ,  $^{154}\text{Eu}$  and  $^{155}\text{Eu}$ ) for energies from 40 keV up to 1.5 MeV and a  $^{56}\text{Co}$  source for energies up to 3.5 MeV. A flat uncertainty of  $\sim 3\%$  was used for all energies, which included the error due to the calibrated activity of the source. The final experimental  $\beta$ -intensities ( $I_\beta$ ) are noted in Table. 1 along with the  $\log(ft)$  values for each level. The statistical rate function  $f$  was determined following the  $^{57}\text{Zn} - ^{57}\text{Cu}$  ground-state to ground-state  $Q$  value, 14474(60) keV, calculated using the present  $\text{ME}(^{57}\text{Zn})$  (described later in text). The present experimental  $\beta$  intensities allow for an estimation of the partial half-lives of the states in the daughter nucleus equal to  $T_{1/2}/I_\beta$  and

experimental  $\log(ft)$  values. The  $\log(ft)$  for the 5297 keV IAS in  $^{57}\text{Cu}$  was calculated to be 3.37(5), verifying that this is a super-allowed  $\beta$  decay [20].

$\beta$ -transition intensities are directly related to nuclear matrix elements, the Fermi strengths  $B(F)$ , and Gamow-Teller strengths  $B(GT)$  [22]. When isospin is a valid symmetry, fragmentation of the Fermi transition is prevented and the strength is concentrated in a single transition to the IAS. This would limit  $B(F) \sim |N - Z|$  to be equal to 3 for the  $^{57}\text{Zn}$   $\beta$  decay. However, the experimental value for the Fermi strength of the 5297 keV IAS is  $B(F) = 2.62 \pm 0.2$ , indicating a fragmented IAS. Additional confirmation that the  $^{57}\text{Cu}$  IAS is fragmented is the observation of  $\beta$ -delayed  $\gamma$ -emission together with the isospin-forbidden proton emission from the IAS. The missing Fermi strength is thought to be distributed over other  $7/2^-$  excited states lying within  $\sim 500$  keV of the IAS, where previous observations of IAS fragmentation in this mass region have been attributed to isospin mixing [21, 25].

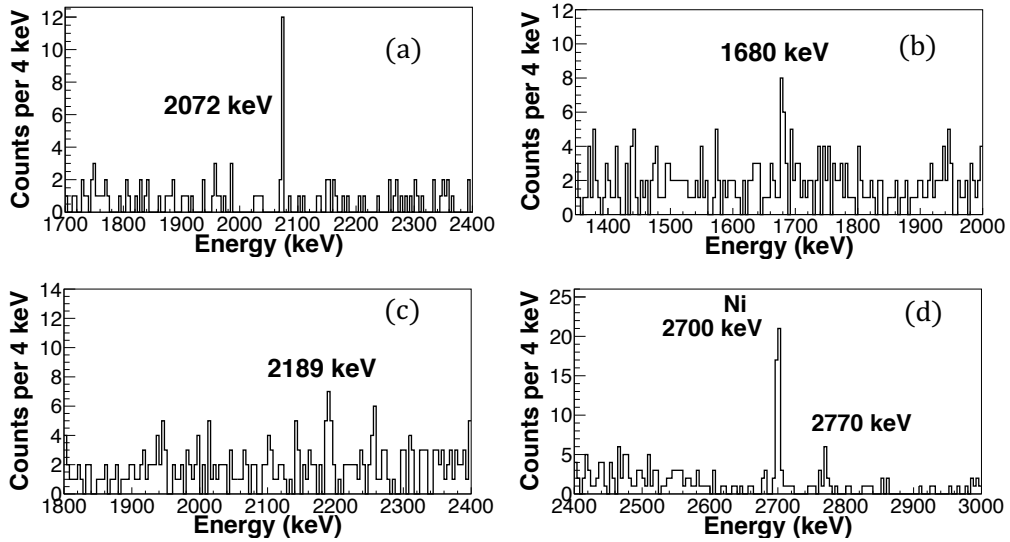


Figure 3: The implant-decay correlated  $\gamma$ -ray spectrum in coincidence with the proton peaks P2 at  $E_{\text{dec}} \sim 2.7$  MeV (a) and P1 at  $\sim 2.2$  MeV (b, c, d). Four new  $\gamma$ -ray transitions with energies 2072 keV, 1680 keV, 2189 keV and 2770 keV are observed which constitute the uncommon  $\beta$ - $\gamma$ -p decay mode that occurs due to the small proton separation energy (690 keV) in  $^{57}\text{Cu}$ . The 2700 keV  $\gamma$ -ray transition follows from the de-excitation of the first  $2^+$  excited state to the ground state of  $^{56}\text{Ni}$ . For completeness, no  $\gamma$  rays were observed in coincidence with the proton peaks P3, P4 and P5.

We used a two-state mixing model, adding an isospin non-conserving part to the nuclear Hamiltonian [21, 23]. This causes the analogue state at 5297(34) keV ( $T_A = 3/2$ ) and the state closest in energy at 5168(35) keV ( $T_B = 1/2$ ) to mix, making the Fermi transition split between these two states. The ratio of the Fermi transition strength  $B(F)_{T_B} = 0.087(33)/B(F)_{T_A} = 2.62(20)$  gives an estimate of the isospin impurity ( $\alpha^2$ ) in the  $T_B = 1/2$  5168 keV state to be equal to 3(1)%. Using the observed energy difference of the states,  $(E_A - E_B)$  keV, the mixing matrix element of 23(5) keV is found.

To get a theoretical description of the  $^{57}\text{Zn}$   $\beta$ -delayed decay, we have performed large scale

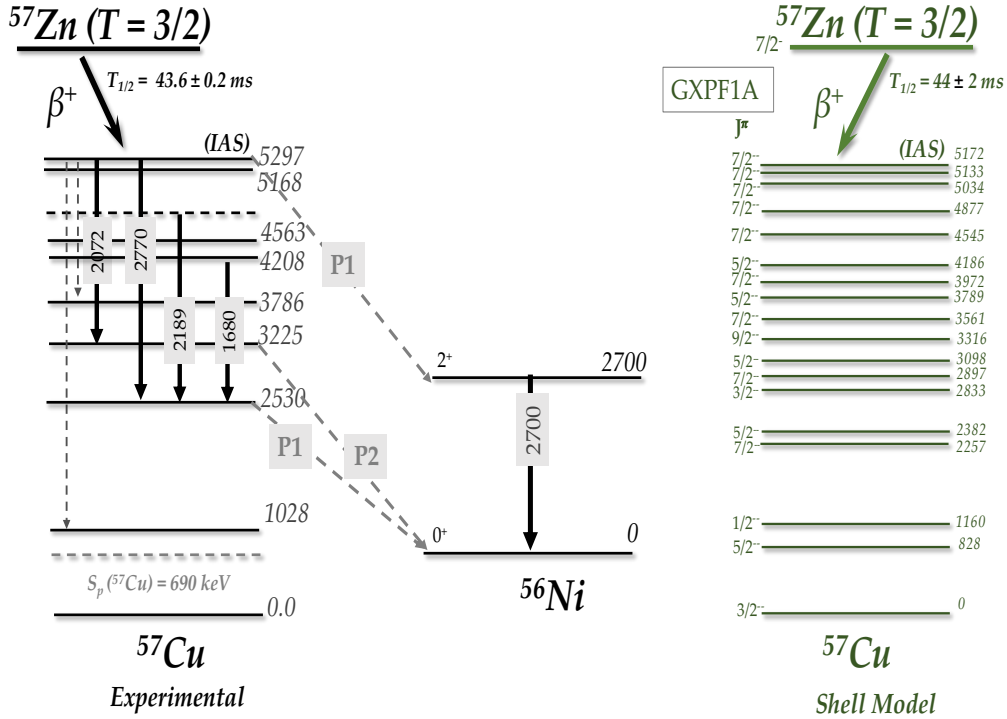


Figure 4: The new partial decay scheme of  $^{57}\text{Zn}$   $\beta$ p and  $\beta$ - $\gamma$ -p decay built using the proton and  $\gamma$ -ray coincidences. The theoretical partial level scheme from shell model calculation using GXPF1A interaction is shown on the right. The dashed  $\gamma$ -ray lines correspond to transitions observed in the mirror nucleus  $^{57}\text{Ni}$  but not detected in our present experiment. The 2189 keV  $\gamma$ -ray line was placed according to a similar  $\gamma$ -ray line seen in the mirror nucleus  $^{57}\text{Ni}$ , though it may not be unambiguous. The intensity of 2189 keV accounts for the missing  $I_\beta$  strength.

shell-model calculations in the full pf-shell model space with the GXPF1A Hamiltonian [36, 37] using the NuShellX@MSU code [38]. The calculated low-energy spectrum of  $^{57}\text{Cu}$  is found to be in good agreement with experiment, see Fig. 4. The  $7/2^-$  IAS is obtained to be the ( $n = 11$ )  $7/2^-$  state at 5.17 MeV. Within the experimental  $Q$ -value window for the  $\beta$  decay, including 20 states of each  $7/2^-$ ,  $5/2^-$  and  $9/2^-$  spin and parity, and applying a quenching factor of  $q = 0.77$  [39] to the Gamow-Teller (GT) operator, we find  $^{57}\text{Zn}$   $t_{1/2} = 44(2)$  ms, which is in excellent agreement with the experimental value. The shell-model calculations confirm that the  $B(\text{GT})$  strengths for the IAS and nearby  $7/2^-$  states are small. We have also deduced proton and electromagnetic widths of excited states in  $^{57}\text{Cu}$ , which will be presented and analyzed in detail in a forthcoming publication.

The ground state of  $^{57}\text{Zn}$  ( $T_Z = -3/2$ ) and its isobaric analogue state in the daughter  $^{57}\text{Cu}$  ( $T_Z = -1/2$ ) are part of an isobaric multiplet of four states ( $A = 57$ ,  $T = 3/2$ ). By measuring the energy of the IAS in  $^{57}\text{Cu}$  as  $5301 \pm 34$  keV, the IMME was used to provide an indirect measurement of the mass of the  $^{57}\text{Zn}$  ground state, taking into account the correction for isospin

Table 1: Level energies in  $^{57}\text{Cu}$  and newly observed  $\gamma$ -ray energies ( $E_\gamma$ ) following the  $^{57}\text{Zn}$   $\beta$  decay. The experimentally calculated absolute  $\beta$ -branch intensities ( $I_\beta\%$ ) and  $\log ft$  for each level is also shown.

$E(^{57}\text{Cu})^*$ keV [33]	$E_\gamma$ keV <i>Exp</i>	$I_\beta\%$ <i>Exp</i>	$\log ft$ <i>Exp</i>
5297	$2072 \pm 0.3$ $2770 \pm 0.3$	$49.0 \pm 3.6$	3.37(5)
5168		$1.6 \pm 0.7$	4.89(27)
4719	$2189 \pm 0.8$		
4563		$4.5 \pm 1.0$	4.58(14)
4208	$1680 \pm 0.4$	$5.9 \pm 1.2$	4.55(21)
3786		$5.8 \pm 1.2$	4.65(12)
3225		$11.1 \pm 2.3$	4.48(13)
2530		$3.2 \pm 2.0$	5.16(42)

mixing [25, 26]. The other two members of the multiplet are the ground state of  $^{57}\text{Co}$ , with an atomic mass excess  $\text{ME}(^{57}\text{Co})$  of  $-59345.6 \pm 0.5$  keV, and the IAS of  $^{57}\text{Ni}$  at 5239 keV excitation energy, with a corresponding  $\text{ME}(^{57}\text{Ni})$  of  $-50844.8 \pm 0.5$  keV [40, 41]. This results in an IMME-based  $\text{ME}(^{57}\text{Zn})$  of  $-32835 \pm 60$  keV. Our  $\text{ME}(^{57}\text{Zn})$  is in agreement with, but more precise, than the 2020 Atomic Mass Evaluation [18] extrapolation  $-32550 \pm 200$  keV and results based on local mass relations,  $-32808 \pm 86$  keV from Ref. [42] and  $-32898 \pm 70$  keV from Ref. [43]. Our result is also congruent with the value of  $-32830 \pm 50$  keV presented in [20].

Using our  $\text{ME}(^{57}\text{Zn})$  and  $\text{ME}(^{56}\text{Cu})$  from Ref. [18], we find 1494(61) keV as the  $^{56}\text{Cu}(p, \gamma)^{57}\text{Zn}$   $Q_{p,\gamma}$ -value. We calculated the astrophysical reaction rate using the narrow resonance formalism, where  $N_A \langle \sigma v \rangle \propto \sum_i \omega \gamma_i \exp(-E_{r,i}/(k_B T_9))$ . Here  $T_9$  is the temperature in GK,  $k_B$  is Boltzmann's constant, and a resonance energy is  $E_{r,i} = E^*(^{57}\text{Zn}) - Q_{p,\gamma}$ , calculated from the  $^{57}\text{Zn}$  excitation energy of state  $i$  and the  $Q_{p,\gamma}$ . The resonance strength of state  $i$  is

$$\omega \gamma_i = \frac{2J_{r,i} + 1}{(2J_p + 1)(2J_{\text{Cu,g.s.}} + 1)} \frac{\Gamma_p \Gamma_\gamma}{\Gamma_p + \Gamma_\gamma}, \quad (2)$$

where we adopted resonance spins  $J_{r,i}$  and partial  $\gamma$ -decay widths  $\Gamma_\gamma$  from the shell-model calculations of Ref. [17], while scaling their proton-decay partial widths  $\Gamma_p$  using the updated  $Q_{p,\gamma}$  (see e.g. Ref. [44]).

To study the impact of our  $^{57}\text{Zn}$   $t_{1/2}$ ,  $P_{\beta p}$ , and  $\text{ME}(^{57}\text{Zn})$  on the extent of the  $^{56}\text{Ni}$  bypass in the  $rp$ -process, we performed flow calculations with a reaction network limited to  $N = 27 - 29$  and  $Z = 28 - 30$ , using our data as discussed and the REACLIBv2.2 library [45] otherwise. Calculations were seeded at  $^{55}\text{Ni}$  and run at constant  $T_9$  and constant density  $\rho$  for 1 s. The flow of the bypass around  $^{56}\text{Ni}$  waiting point is described as the amount of  $^{57}\text{Cu}$  isotope *not* produced by the traditional route of proton capture on  $^{56}\text{Ni}$ . This can be defined as the ratio of the flow through  $^{57}\text{Zn}$   $\beta$ -only decay to the combined flow through all  $\beta$ -decay branches in the network. The two extreme cases of maximal and minimal bypass are generated taking  $1-\sigma$  uncertainty in the  $^{57}\text{Zn}$   $t_{1/2}$ ,  $P_{\beta p}$  and  $\text{ME}(^{57}\text{Zn})$ . The maximal (minimal) bypass is seen for  $1-\sigma$  lower (upper) value in the  $^{57}\text{Zn}$   $t_{1/2}$ ,  $P_{\beta p}$  and  $\text{ME}(^{57}\text{Zn})$ . The phase space diagrams in Fig. 5 show the region where the  $^{56}\text{Ni}$  bypass will be effective, with the colors and contours indicating the strength of



the bypass. In comparison with the results of Ref. [19], we restrict the  $^{56}\text{Ni}$  bypass to within 14–17%, as compared to the prior range 0–20%, and establish the existence of the  $^{56}\text{Ni}$  bypass.

We note that a more precise value of  $\text{ME}(^{57}\text{Zn})$  and spectroscopy of  $^{57}\text{Zn}$  for an improved  $^{56}\text{Cu}(p, \gamma)$  reaction rate will only refine the boundaries of the bypass phase space.

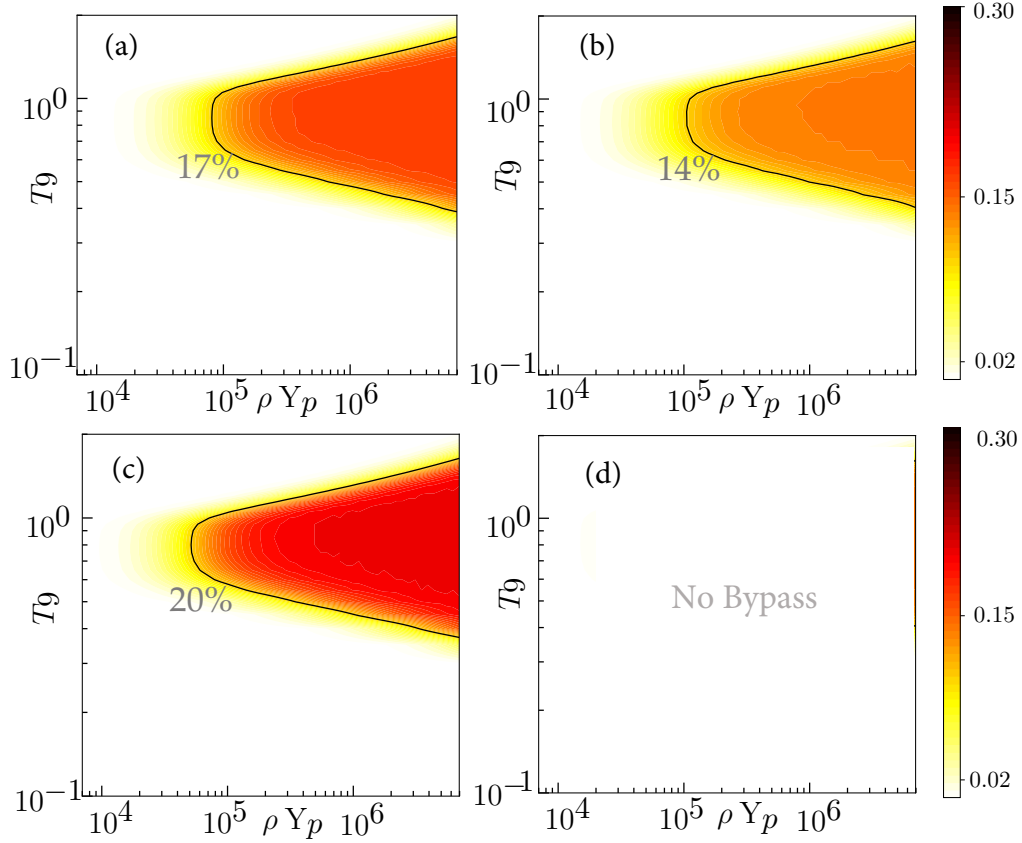


Figure 5: (color online)  $T_9 - \rho$  phase space showing the  $^{56}\text{Ni}$  bypass fraction in the  $rp$ -process, where  $T_9$  is the temperature in GK and  $\rho Y_p$  is in units of  $\text{mol cm}^{-3}$ . The present  $\pm 1\sigma$  uncertainties for  $^{57}\text{Zn}$   $t_{1/2}$ ,  $P_{\beta p}$  and  $\text{ME}(^{57}\text{Zn})$  result in a maximal  $^{56}\text{Ni}$  bypass fraction between 17% and 14% (a,b) as compared to the previous constraints [19] showing a broader bypass range of 20% to 0% (c,d).

In summary, we measured  $\beta$ -delayed proton-emission of  $^{57}\text{Zn}$  at the National Superconducting Cyclotron Laboratory using implantation in a double-sided silicon strip detector surrounded by a germanium clover array for  $\gamma$ -coincidences. We substantially improved the precision for the proton-emission branching ratio, establishing the bypass of the  $^{56}\text{Ni}$  waiting-point in the  $rp$ -process. We also identify the second case of  $\beta$ - $\gamma$ - $p$  decays in the  $fp$ -shell. A detailed analysis of the  $^{57}\text{Zn}$  decay scheme will be treated in a follow-up work. Further refinement of the  $^{56}\text{Ni}$  bypass will require a mass measurement and spectroscopy of  $^{57}\text{Zn}$ .

## Acknowledgments

This work was funded by the U.S. Department of Energy through Grants No. DE-FG02-88ER40387, DE-SC0019042, DE-NA0003909 and DE-SC0020451; the U.S. National Science Foundation through Grants No. PHY 1848177 (CAREER), PHY-1430152 (Joint Institute for Nuclear Astrophysics – Center for the Evolution of the Elements) and PHY-1913554; the U.S. National Nuclear Security Administration through Grant No. DOE-DE-NA0003906, Nuclear Science and Security Consortium, under Award No. DE-NA0003180 and Argonne National Laboratory under the contract number DE-AC02-06CH11357. A part of this work was performed under the auspices of the U.S. Department of Energy by Lawrence Livermore National Laboratory under Contract DE-AC52-07NA27344. This work was partially supported by the IN2P3/CNRS, France, under ENFIA project. Shell-model calculations have been performed at Mésocentre de Calcul Intensif Aquitain (MCIA), University of Bordeaux.

## References

- [1] R. K. Wallace, S. E. Woosley, Explosive hydrogen burning, *Astrophys. J. Suppl. Ser.* 45 (1981) 389–420. doi:10.1086/190717.
- [2] A. Parikh, J. José, G. Sala, C. Iliadis, Nucleosynthesis in type I X-ray bursts, *Progress in Particle and Nuclear Physics* 69 (2013) 225–253. doi:10.1016/j.pnpnp.2012.11.002.
- [3] Z. Meisel, A. Deibel, L. Keek, P. Shternin, J. Elfritz, Nuclear physics of the outer layers of accreting neutron stars, *J. Phys. G* 45 (2018) 093001. doi:10.1088/1361-6471/aad171.
- [4] A. Parikh, J. José, F. Moreno, C. Iliadis, The effects of variations in nuclear processes on type i x-ray burst nucleosynthesis, *The Astrophysical Journal Supplement Series* 178 (1) (2008) 110–136. doi:10.1086/589879.
- [5] R. H. Cyburt, A. M. Amthor, A. Heger, E. Johnson, L. Keek, Z. Meisel, H. Schatz, K. Smith, Dependence of X-Ray Burst Models on Nuclear Reaction Rates, *The Astrophysical Journal* 830 (2) (2016) 55. doi:10.3847/0004-637X/830/2/55.
- [6] H. Schatz, W. J. Ong, Dependence of X-Ray Burst Models on Nuclear Masses, *The Astrophysical Journal* 844 (2) (2017) 139. arXiv:1610.07596, doi:10.3847/1538-4357/aa7de9.
- [7] Z. Meisel, G. Merz, S. Medvid, Influence of nuclear reaction rate uncertainties on neutron star properties extracted from x-ray burst model–observation comparisons, *The Astrophysical Journal* 872 (1) (2019) 84. doi:10.3847/1538-4357/aafede.
- [8] L. van Wormer, J. Görres, C. Iliadis, M. Wiescher, F. K. Thielemann, Reaction Rates and Reaction Sequences in the rp-Process, *The Astrophysical Journal* 432 (1994) 326. doi:10.1086/174572.
- [9] H. Schatz, A. Aprahamian, J. Goeres, M. Wiescher, T. Rauscher, J. F. Rembges, F. K. Thielemann, B. Pfeiffer, P. Moeller, K. L. Kratz, H. Herndl, B. A. Brown, H. Rebel, rp-Process Nucleosynthesis at Extreme Temperature and Density Conditions, *Phys. Rep.* 294 (1998) 167–264. doi:10.1016/S0370-1573(97)00048-3.
- [10] S. E. Woosley, A. Heger, A. Cumming, R. D. Hoffman, J. Pruet, T. Rauscher, J. L. Fisker, H. Schatz, B. A. Brown, M. Wiescher, Models for Type I X-Ray Bursts with Improved Nuclear Physics, *The Astrophysical Journal Supplement Series* 151 (1) (2004) 75–102. doi:10.1086/381533.
- [11] A. Kankainen, V.-V. Elomaa, T. Eronen, D. Gorelov, J. Hakala, A. Jokinen, T. Kessler, V. S. Kolhinen, I. D. Moore, S. Rahaman, M. Reponen, J. Rissanen, A. Saastamoinen, C. Weber, J. Äystö, Mass measurements in the vicinity of the doubly magic waiting point  $^{56}\text{Ni}$ , *Phys. Rev. C* 82 (2010) 034311. doi:10.1103/PhysRevC.82.034311.
- [12] C. Langer, F. Montes, A. Aprahamian, D. W. Bardayan, D. Bazin, B. A. Brown, J. Browne, H. Crawford, R. H. Cyburt, C. Domingo-Pardo, A. Gade, S. George, P. Hosmer, L. Keek, A. Kontos, I. Y. Lee, A. Lemasson, E. Lunderberg, Y. Maeda, M. Matos, Z. Meisel, S. Noji, F. M. Nunes, A. Nystrom, G. Perdikakis, J. Pereira, S. J. Quinn, F. Recchia, H. Schatz, M. Scott, K. Siegl, A. Simon, M. Smith, A. Spyrou, J. Stevens, S. R. Stroberg, D. Weisshaar, J. Wheeler, K. Wimmer, R. G. T. Zegers, Determining the rp-Process Flow through  $\text{Ni}56$ : Resonances in  $^{57}\text{Cu}(p, \gamma)^{58}\text{Zn}$  Identified with GREINA, *Phys. Rev. Lett.* 113 (3) (2014) 032502. doi:10.1103/PhysRevLett.113.032502.
- [13] O. Forstner, H. Herndl, H. Oberhammer, H. Schatz, B. A. Brown, Thermonuclear reaction rate of  $^{56}\text{Ni}(p, \gamma)^{57}\text{Cu}$  and  $^{57}\text{Cu}(p, \gamma)^{58}\text{Zn}$ , *Phys. Rev. C* 64 (2001) 045801. doi:10.1103/PhysRevC.64.045801.
- [14] W.-J. Ong, C. Langer, F. Montes, A. Aprahamian, D. W. Bardayan, D. Bazin, B. A. Brown, J. Browne, H. Crawford, R. Cyburt, E. B. Deleeuw, C. Domingo-Pardo, A. Gade, S. George, P. Hosmer, L. Keek, A. Kontos, I.-Y. Lee, A. Lemasson, E. Lunderberg, Y. Maeda, M. Matos, Z. Meisel, S. Noji, F. M. Nunes, A. Nystrom, G. Perdikakis,

- J. Pereira, S. J. Quinn, F. Recchia, H. Schatz, M. Scott, K. Siegl, A. Simon, M. Smith, A. Spyrou, J. Stevens, S. R. Stroberg, D. Weisshaar, J. Wheeler, K. Wimmer, R. G. T. Zegers, Low-lying level structure of  $^{56}\text{Cu}$  and its implications for the  $rp$  process, *Phys. Rev. C* 95 (2017) 055806. doi:10.1103/PhysRevC.95.055806.
- [15] A. A. Valverde, M. Brodeur, G. Bollen, M. Eibach, K. Gulyuz, A. Hamaker, C. Izzo, W.-J. Ong, D. Puentes, M. Redshaw, R. Ringle, R. Sandler, S. Schwarz, C. S. Sumithrarachchi, J. Surbrook, A. C. C. Villari, I. T. Yandow, High-precision mass measurement of  $^{56}\text{Cu}$  and the redirection of the  $rp$ -process flow, *Phys. Rev. Lett.* 120 (2018) 032701. doi:10.1103/PhysRevLett.120.032701.
- [16] A. A. Valverde, M. Brodeur, G. Bollen, M. Eibach, K. Gulyuz, A. Hamaker, C. Izzo, W. J. Ong, D. Puentes, M. Redshaw, R. Ringle, R. Sandler, S. Schwarz, C. S. Sumithrarachchi, J. Surbrook, A. C. C. Villari, I. T. Yandow, Erratum: High-Precision Mass Measurement of  $^{56}\text{Cu}$  and the Redirection of the  $rp$ -Process Flow[*Phys. Rev. Lett.* 120, 032701 (2018)], *Phys. Rev. Lett.* 123 (23) (2019) 239905.
- [17] J. L. Fisker, V. Barnard, J. Görres, K. Langanke, G. Martínez-Pinedo, M. C. Wiescher, Shell Model Based Reaction Rates for  $rp$ -PROCESS Nuclei in the Mass Range  $A=44-63$ , *Atomic Data and Nuclear Data Tables* 79 (2) (2001) 241–292. doi:10.1006/adnd.2001.0867.
- [18] W. J. Huang, M. Wang, F. G. Kondev, G. Audi, S. Naimi, The AME 2020 atomic mass evaluation (I). Evaluation of input data, and adjustment procedures, *Chinese Physics C* 45 (3) (2021) 030002. doi:10.1088/1674-1137/abddb0.
- [19] A. A. Ciemny, W. Dominik, T. Ginter, R. Grzywacz, Z. Janas, M. Kuich, C. Mazzocchi, M. Pfützner, M. Pomorski, D. Bazin, T. Baumann, A. Bezbakh, B. P. Crider, M. Cwiok, S. Go, G. Kamiński, K. Kolos, A. Korgul, E. Kwan, S. Liddick, K. Miernik, S. V. Paulauskas, J. Pereira, T. Rogiński, K. Rykaczewski, C. Sumithrarachchi, Y. Xiao, H. Schatz, P. Sarriguren, First identification of  $^{58}\text{Zn}$   $\beta$ -delayed proton emission, *Phys. Rev. C* 101 (3) (2020) 034305. doi:10.1103/PhysRevC.101.034305.
- [20] B. Blank, C. Borcea, G. Canchel, C. E. Demonchy, F. de Oliveira Santos, C. Dossat, J. Giovinazzo, S. Grévy, L. Hay, P. Hellmuth, S. Leblanc, I. Matea, J. L. Pedroza, L. Perrot, J. Pibernat, A. Rebi, L. Serani, J. C. Thomas, Production cross-sections of proton-rich  $^{70}\text{Ge}$  fragments and the decay of  $^{57}\text{Zn}$  and  $^{61}\text{Ge}$ , *European Physical Journal A* 31 (3) (2007) 267–272. doi:10.1140/epja/i2006-10236-0.
- [21] S. E. A. Orrigo, B. Rubio, Y. Fujita, B. Blank, W. Gelletly, J. Agramunt, A. Algora, P. Ascher, B. Bilgier, L. Cáceres, R. B. Cakirli, H. Fujita, E. Ganioglu, M. Gerbaux, J. Giovinazzo, S. Grévy, O. Kamalou, H. C. Kozler, L. Kucuk, T. Kurtukian-Nieto, F. Molina, L. Popescu, A. M. Rogers, G. Susoy, C. Stodel, T. Suzuki, A. Tamii, J. C. Thomas, Observation of the  $\beta$ -delayed  $\gamma$ -proton decay of  $^{56}\text{Zn}$  and its impact on the gamow-teller strength evaluation, *Phys. Rev. Lett.* 112 (2014) 222501. doi:10.1103/PhysRevLett.112.222501.
- [22] S. E. A. Orrigo, B. Rubio, Y. Fujita, W. Gelletly, J. Agramunt, A. Algora, P. Ascher, B. Bilgier, B. Blank, L. Cáceres, R. B. Cakirli, E. Ganioglu, M. Gerbaux, J. Giovinazzo, S. Grévy, O. Kamalou, H. C. Kozler, L. Kucuk, T. Kurtukian-Nieto, F. Molina, L. Popescu, A. M. Rogers, G. Susoy, C. Stodel, T. Suzuki, A. Tamii, J. C. Thomas,  $\beta$  decay of the exotic  $T_z = -2$  nuclei  $^{48}\text{Fe}$ ,  $^{52}\text{Ni}$ , and  $^{56}\text{Zn}$ , *Phys. Rev. C* 93 (2016) 044336. doi:10.1103/PhysRevC.93.044336.
- [23] N. A. Smirnova, B. Blank, B. A. Brown, W. A. Richter, N. Benouaret, Y. H. Lam, Theoretical analysis of isospin mixing with the  $\beta$  decay of  $^{56}\text{Zn}$ , *Phys. Rev. C* 93 (2016) 044305. doi:10.1103/PhysRevC.93.044305.
- [24] N. A. Smirnova, B. Blank, B. A. Brown, W. A. Richter, N. Benouaret, Y. H. Lam, Isospin mixing from  $\beta$ -delayed proton emission, *Phys. Rev. C* 95 (2017) 054301. doi:10.1103/PhysRevC.95.054301.
- [25] M. MacCormick, G. Audi, Evaluated experimental isobaric analogue states from  $T=1/2$  to  $T=3$  and associated IMME coefficients, *Nucl. Phys. A* 925 (2014) 61–95. doi:https://doi.org/10.1016/j.nuclphysa.2014.01.007.
- [26] J. Su, W. Liu, N. Zhang, Y. Shen, Y. Lam, N. Smirnova, M. MacCormick, J. Wang, L. Jing, Z. Li, Y. Wang, B. Guo, S. Yan, Y. Li, S. Zeng, G. Lian, X. Du, L. Gan, X. Bai, Z. Gao, Y. Zhang, X. Zhou, X. Tang, J. He, Y. Yang, S. Jin, P. Ma, J. Ma, M. Huang, Z. Bai, Y. Zhou, W. Ma, J. Hu, S. Xu, S. Ma, S. Chen, L. Zhang, B. Ding, Z. Li, G. Audi, Revalidation of the isobaric multiplet mass equation at  $A=53$ ,  $T=3/2$ , *Physics Letters B* 756 (2016) 323–327. doi:https://doi.org/10.1016/j.physletb.2016.03.024.
- [27] D. J. Morrissey, B. M. Sherrill, M. Steiner, A. Stolz, I. Wiedenhoever, Commissioning the A1900 projectile fragment separator, *Nucl. Instrum. Methods Phys. Res., Sect. B* 204 (0) (2003) 90–96. doi:http://dx.doi.org/10.1016/S0168-583X(02)01895-5.
- [28] D. Bazin, V. Andreev, A. Becerril, M. Doléans, P. F. Mantica, J. Ottarson, H. Schatz, J. B. Stoker, J. Vincent, Radio Frequency Fragment Separator at NSCL, *Nuclear Instruments and Methods in Physics Research A* 606 (3) (2009) 314–319. doi:10.1016/j.nima.2009.05.100.
- [29] J. I. Prisciandaro, A. C. Morton, P. F. Mantica, Beta counting system for fast fragmentation beams, *Nuclear Instruments and Methods in Physics Research A* 505 (1-2) (2003) 140–143. doi:10.1016/S0168-9002(03)01037-4.
- [30] R. Borcea, J. Äystö, E. Caurier, P. Dendooven, J. Döring, M. Gierlik, M. Górská, H. Grawe, M. Hellström, Z. Janas, A. Jokinen, M. Kärny, R. Kirchner, M. La Commara, K. Langanke, G. Martínez-Pinedo, P. Mayet, A. Nieminen, F. Nowacki, H. Penttilä, A. Plochocki, M. Rejmund, E. Roeckl, C. Schlegel, K. Schmidt, R. Schwengner, M. Saw-

- icka, Beta decay of  $^{56}\text{Cu}$ , Nucl. Phys. A 695 (1) (2001) 69–81. doi:10.1016/S0375-9474(01)01096-X.
- [31] D. J. Vieira, D. F. Sherman, M. S. Zisman, R. A. Gough, J. Cerny, Extension of the  $T_z = -3/2$  beta-delayed proton precursor series to  $^{57}\text{Zn}$ , Physics Letters B 60 (3) (1976) 261–264. doi:10.1016/0370-2693(76)90295-1.
- [32] Z. Meisel, M. del Santo, H. L. Crawford, R. H. Cyburt, G. F. Grinyer, C. Langer, F. Montes, H. Schatz, K. Smith,  $\beta$ -particle energy-summing correction for  $\beta$ -delayed proton emission measurements, Nuclear Instruments and Methods in Physics Research A 844 (2017) 45–52. doi:10.1016/j.nima.2016.11.019.
- [33] A. Jokinen, A. Nieminen, J. Äystö, R. Borcea, E. Caurier, P. Dendooven, M. Gierlik, M. Górska, H. Grawe, M. Hellström, M. Karny, Z. Janas, R. Kirchner, M. La Commara, G. Martínez-Pinedo, P. Mayet, H. Penttilä, A. Plochocki, M. Rejmund, E. Roeckl, M. Sawicka, C. Schlegel, K. Schmidt, R. Schwengner, Beta decay of  $^{57}\text{Zn}$ , EPJdirect 4 (1) (2002) 1–11. doi:10.1007/s1010502a0003.
- [34] O. Tarasov, D. Bazin, LISE++: Radioactive beam production with in-flight separators, Nuclear Instruments and Methods in Physics Research Section B: Beam Interactions with Materials and Atoms 266 (19) (2008) 4657–4664. doi:https://doi.org/10.1016/j.nimb.2008.05.110.
- [35] G. J. Feldman, R. D. Cousins, Unified approach to the classical statistical analysis of small signals, Phys. Rev. D 57 (1998) 3873–3889. doi:10.1103/PhysRevD.57.3873.
- [36] M. Honma, T. Otsuka, B. A. Brown, T. Mizusaki, New effective interaction for  $pf$ -shell nuclei and its implications for the stability of the  $n = z = 28$  closed core, Phys. Rev. C 69 (2004) 034335. doi:10.1103/PhysRevC.69.034335.
- [37] M. Honma, T. Otsuka, B. A. Brown, T. Mizusaki, Shell-model description of neutron-rich  $pf$ -shell nuclei with a new effective interaction GXPF 1, Euro. Phys. J. A Suppl. 25 (1) (2005) 499–502. doi:10.1140/epjad/i2005-06-032-2.
- [38] B. Brown, W. Rae, The shell-model code nushellx@msu, Nuclear Data Sheets 120 (2014) 115–118. doi:https://doi.org/10.1016/j.nds.2014.07.022.
- [39] E. Caurier, A. P. Zuker, A. Poves, G. Martínez-Pinedo, Full  $pf$  shell model study of  $a=48$  nuclei, Phys. Rev. C 50 (1994) 225–236. doi:10.1103/PhysRevC.50.225. URL https://link.aps.org/doi/10.1103/PhysRevC.50.225
- [40] M. Wang, G. Audi, F. G. Kondev, W. J. Huang, S. Naimi, X. Xu, The AME2016 atomic mass evaluation (II). Tables, graphs and references, Chin. Phys. C 41 (3) (2017) 030003. doi:10.1088/1674-1137/41/3/030003.
- [41] M. R. Bhat, Nuclear Data Sheets for  $A = 57$ , Nuclear Data Sheets 85 (3) (1998) 415–536. doi:10.1006/ndsh.1998.0021.
- [42] C. Ma, Y. Y. Zong, Y. M. Zhao, A. Arima, Mass relations of mirror nuclei with local correlations, Phys. Rev. C 102 (2020) 024330. doi:10.1103/PhysRevC.102.024330.
- [43] Y. Y. Zong, C. Ma, Y. M. Zhao, A. Arima, Mass relations of mirror nuclei, Phys. Rev. C 102 (2020) 024302. doi:10.1103/PhysRevC.102.024302.
- [44] G. Merz, Z. Meisel, Urca nuclide production in Type-I X-ray bursts and implications for nuclear physics studies, Monthly Notices of the Royal Astronomical Society 500 (3) (2020) 2958–2968. doi:10.1093/mnras/staa3414.
- [45] R. H. Cyburt, A. M. Amthor, R. Ferguson, Z. Meisel, K. Smith, S. Warren, A. Heger, R. D. Hoffman, T. Rauscher, A. Sakharuk, H. Schatz, F. K. Thielemann, M. Wiescher, The JINA REACLIB Database: Its Recent Updates and Impact on Type-I X-ray Bursts, Astrophys. J. Suppl. Ser. 189 (1) (2010) 240–252. doi:10.1088/0067-0049/189/1/240.