

# Temporal trapping: a route to strong coupling and deterministic optical quantum computation

RYOTATSU YANAGIMOTO<sup>1,\*</sup>, EDWIN NG<sup>1,2</sup>, MARC JANKOWSKI<sup>1,2</sup>, HIDEO MABUCHI<sup>1</sup>, AND RYAN HAMERLY<sup>2,3,†</sup>

<sup>1</sup>E. L. Ginzton Laboratory, Stanford University, Stanford, California 94305, USA

<sup>2</sup>Physics & Informatics Laboratories, NTT Research, Inc., Sunnyvale, California 94085, USA

<sup>3</sup>Research Laboratory of Electronics, MIT, 50 Vassar Street, Cambridge, MA 02139, USA

\*Corresponding author: ryotatsu@stanford.edu

†Corresponding author: rhamerly@mit.edu

Received 18 August 2022; revised 13 October 2022; accepted 14 October 2022; published 17 November 2022

The realization of deterministic photon-photon gates is a central goal in optical quantum computation and engineering. A longstanding challenge is that optical nonlinearities in scalable, room-temperature material platforms are too weak to achieve the required strong coupling, due to the critical loss-confinement tradeoff in existing photonic structures. In this work, we introduce a novel confinement method, dispersion-engineered temporal trapping, to circumvent the tradeoff, paving a route to all-optical strong coupling. Temporal confinement is imposed by an auxiliary trap pulse via cross-phase modulation, which, combined with the spatial confinement of a waveguide, creates a “flying cavity” that enhances the nonlinear interaction strength by at least an order of magnitude. Numerical simulations confirm that temporal trapping confines the multimode nonlinear dynamics to a single-mode subspace, enabling high-fidelity deterministic quantum gate operations. With realistic dispersion engineering and loss figures, we show that temporally trapped ultrashort pulses could achieve strong coupling on near-term nonlinear nanophotonic platforms. Our results highlight the potential of ultrafast nonlinear optics to become the first scalable, high-bandwidth, and room-temperature platform that achieves a strong coupling, opening a new path to quantum computing, simulation, and light sources. © 2022 Optical Society of America

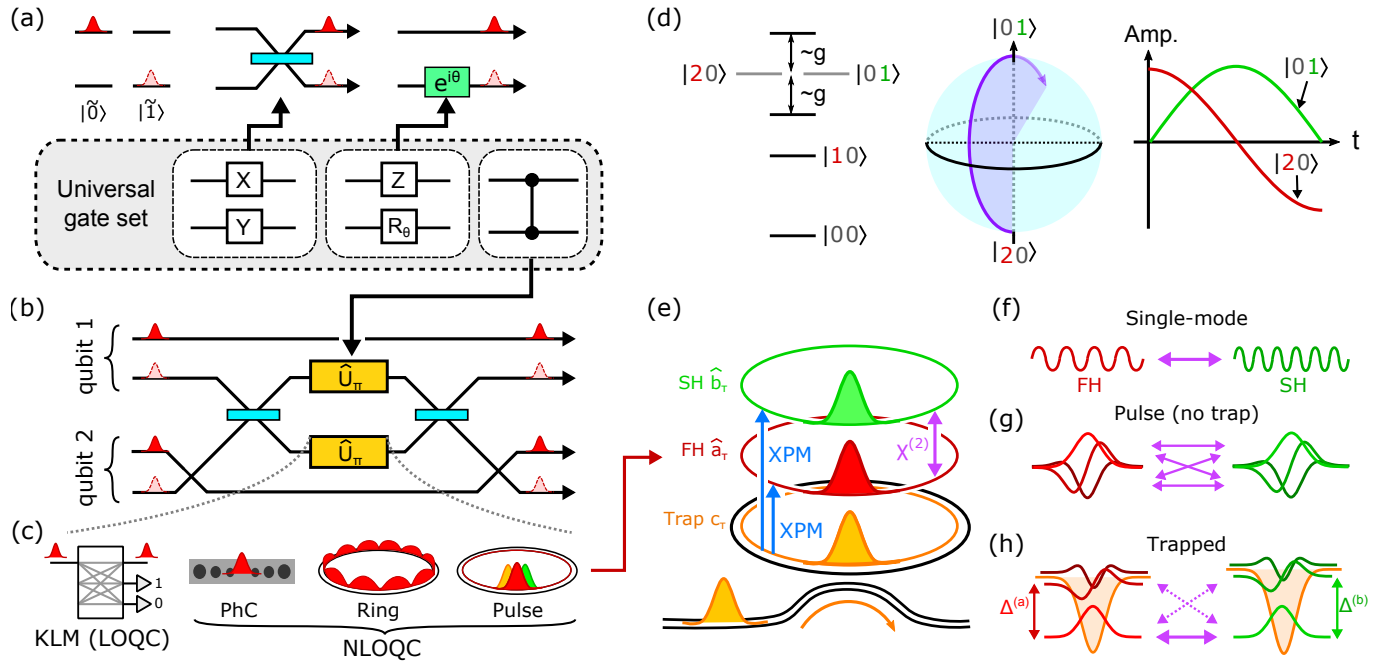
<https://doi.org/10.1364/OPTICA.473276>

## 1. INTRODUCTION

Photons are ideal carriers of quantum information, enjoying minimal decoherence even at room temperature, and propagating long distances with low loss at high data rates. These advantages render optics essential to quantum key distribution [1], networking [2], and metrology [3, 4], and have led to significant progress towards optical quantum computation [5–7]. The main challenge to the latter lies in realizing on-demand entangling gates between optical qubits, in light of the weak photon-photon coupling in most materials. The dominant paradigm—linear optical quantum computing (LOQC)—circumvents this problem via the inherent nonlinearity of measurements [8], but as the resulting gates are probabilistic [9], LOQC relies on the creation of entangled ancillae [8] or cluster states [10–12], which suffer from large resource overheads in terms of the number of photons and detectors per gate [13–16].

The inherent difficulty of probabilistic gates has fueled sustained interest in so-called nonlinear-optical quantum computing (NLOQC), where deterministic gate operations are im-

plemented coherently through a nonlinear-optical interaction [17, 18]. Here, high-fidelity gates are possible in the strong-coupling regime when the nonlinear interaction rate  $g$  exceeds the decoherence rate  $\kappa$ , i.e.,  $g/\kappa \gg 1$ . Strong coupling is readily achieved in cavity QED, where resonant two-level systems such as atoms mediate strong optical nonlinearities [19–23], but such systems require vacuum and/or cryogenic temperatures, and challenges with fabrication, yield, and noise remain daunting despite decades of research. By contrast, bulk material nonlinearities such as  $\chi^{(3)}$  and  $\chi^{(2)}$  are robust, scalable, and room-temperature, but the optical interaction is much weaker, imposing very demanding requirements on the optical loss (quality factor  $Q$ ) and confinement (mode volume  $V$ ). Moreover, to support nonlinear interactions among multiple frequency bands, e.g., in  $\chi^{(2)}$  systems, one has to overcome the challenge of realizing high- $Q$  resonances separated a large frequency, for which guided-wave (e.g. ring, disk) resonators are favorable options compared to photonic crystal cavities. Great progress has been achieved to this end in ultra-low-loss thin-film LiNbO<sub>3</sub> (TFLN) [24, 25] and indium gallium phosphide (InGaP) nanophotonics [26], which



**Fig. 1.** Universal QC is realized on a dual-rail qubit basis with (a) single-qubit gates based on passive linear optics, and (b) a CZ gate constructed from a Kerr-phase interaction  $\hat{U}_\pi$  inside a Mach-Zehnder interferometer. (c) Potential realizations of  $\hat{U}_\pi$  in LOQC and NLOQC. (d)  $\chi^{(2)}$ -mediated  $\hat{U}_\pi$  gate: coupling between the FH state  $|20\rangle$  and the SH state  $|01\rangle$  leads to Rabi oscillations, imparting a nonlinear phase shift on the signal field. (e) Temporal trap: the  $\chi^{(2)}$  interaction between FH and SH fields is enhanced when confined to ultrashort pulses through trap-pulse XPM. Untrapped dynamics are either (f) CW and single-mode or (g) pulsed and multimode, depending on the dispersion. (h) Temporal trapping imposes single-mode dynamics by breaking the degeneracy between trapped and untrapped modes, the former protected by an energy gap  $\Delta$ .

has rendered plausible a near-strong coupling regime  $g/\kappa \sim 1$  with ring resonators in the near future. Even with these developments, however,  $g/\kappa \gg 1$  remains a challenge owing to the ring's large mode volume, as the axial dimension remains unconfined. To reach strong coupling, field confinement in the transverse dimensions is not enough. We also need a means to confine light in the third direction—time.

This paper introduces the *temporal trap*, a nonlinear-optical mechanism to confine light in time as well as space. To facilitate trapping, a strong non-resonant “trap pulse”, which co-propagates with the target fields, introduces a nonlinear phase shift through cross-phase modulation (XPM). Analogous to an optical soliton [27], the trap pulse creates a flying photonic cavity that supports a bound mode formed by the competition between dispersion and nonlinearity, with a mode volume reduced by the trap duty cycle. With appropriate dispersion engineering [28], the bound mode is strongly detuned from the remaining cavity degrees of freedom, ensuring single-mode dynamics that circumvent the inherent challenges of pulsed nonlinear quantum gates highlighted in Ref. [29, 30]. As a result, we show that high-fidelity two-qubit entangling gate (i.e., controlled-Z gate) operation is possible, providing a roadmap to fully deterministic NLOQC. The tight temporal confinement also significantly increases nonlinear coupling strength, with  $g/\kappa \gtrsim 10$  plausible for realistic nonlinearities and propagation losses on TFLN photonics. While we focus on  $\chi^{(2)}$  systems as a case study in this work, our proposal is generic and compatible with existing proposals in NLOQC using  $\chi^{(3)}$  nonlinear interactions as well [17, 18, 31], where it both provides a means to resolve the otherwise unavoidable multimode interactions and also enhances nonlinear

coupling strength. Additionally, our prescription using temporal traps supports time multiplexing [32, 33], enabling significant parallelism in a single cavity.

## 2. OPTICAL QUANTUM COMPUTING IN A TEMPORAL TRAP

Single-photon qubits are a leading approach for optical quantum computation [7]. The dual-rail basis, which encodes a state in polarization [34], time-bin [35], or path [36, 37], is a particularly attractive choice, since all single-qubit gates reduce to linear optics (Fig. 1(a)). To complete the gate set, we also need a two-qubit entangling gate, e.g., a controlled-Z (CZ) gate. The most common prescription, shown in Fig. 1(b), implements CZ with a Mach-Zehnder interferometer (MZI) that encloses a Kerr-phase interaction:

$$\hat{U}_\pi [c_0 |0\rangle + c_1 |1\rangle + c_2 |2\rangle] = c_0 |0\rangle + c_1 |1\rangle - c_2 |2\rangle, \quad (1)$$

where  $|n\rangle$  represents the  $n$ -photon Fock state. This circuit exploits the Hong-Ou-Mandel effect [38] to ensure that two photons are incident on the  $\hat{U}_\pi$  gate only when the qubits are in the logical state  $|\bar{1}\bar{1}\rangle$ , implementing the  $\pi$ -phase shift exclusively for this state.

To implement  $\hat{U}_\pi$  (Fig. 1(c)), one can employ the Knill-Laflamme-Milburn (KLM) scheme, which forms the basis for LOQC [8, 9]. KLM suffers from a low success probability of  $2/27$  for the CZ gate, and deterministic operations require the preparation of an initial highly entangled state, e.g., a cluster state [10, 11], at significant overhead [14]. In light of these difficulties, here we focus on NLOQC, which aims at deterministic

	$Q_a$	$Q_b$	$\tilde{V}$	$d_{\text{eff}}$	$g/\kappa$	Modes
PhC*	$10^6$	$10^3$	1	33 pm/V	0.03	1
Ring <sup>†</sup>	$10^7$	$10^7$	2000	21 pm/V	0.1	1
Pulse <sup>‡</sup>	$10^7$	$10^7$	40	21 pm/V	0.8	$\gg 1$

**Table 1.** Typical estimates of  $Q$ ,  $V$ , and cooperativity for competing confinement mechanisms. LiNbO<sub>3</sub>,  $\lambda = 1.55 \mu\text{m}$ .

\*Doubly-resonant PhC based on intersecting nanobeams, BIC, or nanopillars [42–45]. <sup>†</sup>Ring circumference 2 mm, quasi phase-matched  $d_{\text{eff}} = (2/\pi)d_{33}$ , loss  $\alpha = 3 \text{ dB/m}$ , and  $Q = 5 \times 10^6$  at  $\lambda = 1.59 \mu\text{m}$  [24]. <sup>‡</sup>Pulse of width 100 fs, dispersion engineered waveguide.

gate operations using coherent nonlinear dynamics [17, 18]. For instance, unitary evolution under a single-mode Kerr nonlinearity  $\hat{H}_{\text{gate}} = \frac{1}{2}\chi\hat{a}^{\dagger 2}\hat{a}^2$  for time  $t_\pi = \pi\chi^{-1}$  implements  $\hat{U}_\pi$ . In this work, we instead consider a single-mode degenerate  $\chi^{(2)}$  Hamiltonian

$$\hat{H}_{\text{gate}} = \frac{g}{2}(\hat{a}^2\hat{b}^\dagger + \hat{a}^{\dagger 2}\hat{b}), \quad (2)$$

where  $\hat{a}$  and  $\hat{b}$  are annihilation operators for the fundamental (FH) and second harmonic (SH) modes, respectively. As shown in Fig. 1(d), the Hamiltonian Eq. (2) mediates interactions between the two-photon FH state  $|20\rangle$  and the single-photon SH state  $|01\rangle$  with coupling strength  $g > 0$ , resulting in a Rabi oscillation between these two states. Importantly, for an initial state of  $|20\rangle$ , the system oscillates back to the same state after a period of  $t_\pi = \sqrt{2\pi}g^{-1}$  with an opposite sign, i.e.,  $-|20\rangle$ . As a result, for an initial FH state of  $c_0|0\rangle + c_1|1\rangle + c_2|2\rangle$  and a vacuum pump state, unitary evolution under Eq. (2) for time  $t_\pi$  implements  $\hat{U}_\pi$  deterministically. Such a nonlinear-optical implementation of  $\hat{U}_\pi$  is also considered in Refs. [18, 39–41], which motivates us to employ this as a reference protocol for evaluating the performance of our proposal.

Now, the problem of implementing a CZ gate reduces to the realization of the single-mode  $\chi^{(2)}$  Hamiltonian Eq. (2) with strong coupling, for which we sketch three possible realizations in Fig. 1(c): a photonic-crystal cavity (PhC), a micro-ring resonator, and our proposed scheme using an ultrashort pulse. For resonators, the cooperativity figure of merit  $g/\kappa = g/\sqrt{\kappa_a\kappa_b}$  depends on the  $Q$  factor and mode volume as follows:

$$\frac{g}{\kappa} = \sqrt{\frac{4\pi\hbar c d_{\text{eff}}^2 Q_a Q_b}{n^3 \epsilon_0 \lambda^4 \tilde{V}}}, \quad (3)$$

where  $n$  is the refractive index of the medium,  $\tilde{V} = V/(\lambda/n)^3$  is the normalized volume, with  $V = |n^3 \int E_b^*(E_a)^2 d^3\vec{x}|^{-2}$  defined in terms of the mode overlap integral between FH and SH modes. Effective quadratic susceptibility of the medium  $d_{\text{eff}}$  is related to the native quadratic susceptibility  $d_{33}$  via  $d_{\text{eff}} = d_{33}$  and  $d_{\text{eff}} = (2/\pi)d_{33}$  for critical phase matching and quasi phase matching, respectively (See Supplement 1 for details).

Table 1 reveals the tradeoff between  $Q$  and  $V$  in resonator design. In terms of their generic properties, a PhC cavity leverages a wavelength-scale mode volume  $V \lesssim (\lambda/n)^3$  with modest

$Q \sim 10^6$  ( $Q \sim 10^7$  is in principle possible, but at low yield [46–52]). However, as PhCs rely on Bragg scattering for confinement, simultaneous resonance of octave-spanning modes is very difficult, leading to lower quality factors  $Q \lesssim 10^4$  at the SH [42–45]. On the other hand, the light in ring resonators is guided by total internal reflection, a geometric effect that is only weakly wavelength-dependent. Therefore, rings can readily resonate modes spanning an octave, with  $Q$  factors limited only by waveguide loss. With ion-sliced TFLN, losses of 3 dB/m ( $Q = 10^7$ ) have been achieved [24], and there is a pathway to reach  $Q = 10^8$  with process improvements [53–55], which is close to the bulk material limit [56–59]. For the Kerr effect, PhC cavities offer better performance; however, the native nonlinearity is still too weak in standard materials to observe strong coupling with reasonable cavity designs (see Supplement 1). More sophisticated engineering methods, e.g., coherent photon conversion [18, 60], could provide further enhancement to the nonlinearities on  $\chi^{(3)}$  platforms. For  $\chi^{(2)}$ , ring resonators are the superior option. Recent experiments have demonstrated  $g/\kappa \sim 0.01$  on ultra-low-loss TFLN [25] and InGaP [26] micro-ring resonators; however, the strong-coupling regime  $g/\kappa \gg 1$  remains challenging due to the ring’s large mode volume.

This paper studies the third approach: nonlinear enhancement with trapped pulses. The approach is shown in Fig. 1(e), where in addition to the resonant FH and SH fields, we introduce a non-resonant “trap” field, generated by an external pulse train, which forms a temporal potential for the resonant, quantum modes. The Hamiltonian for this system takes the form [61]

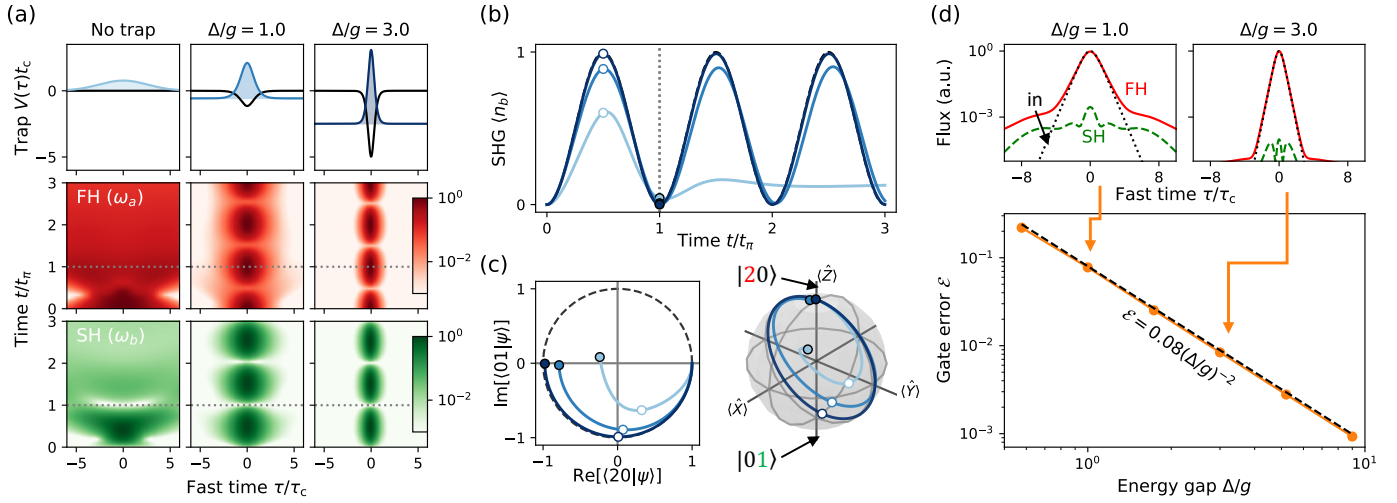
$$\hat{H} = \frac{r}{2} \int d\tau \underbrace{(\hat{a}_\tau^{\dagger 2}\hat{b}_\tau + \hat{a}_\tau^2\hat{b}_\tau^\dagger)}_{\hat{H}_{\text{NL}}} + \sum_{u \in \{a,b\}} \int d\tau \underbrace{u_\tau^\dagger G_u(\tau) u_\tau}_{\hat{H}_{a,L}, \hat{H}_{b,L}} \quad (4)$$

with periodic boundary conditions on  $-T/2 \leq \tau \leq T/2$ , where  $T$  is the cavity round-trip time (see Supplement 1).

Here,  $\hat{a}_\tau$  and  $\hat{b}_\tau$  are, respectively, FH and SH field operators with commutation relations  $[\hat{a}_\tau, \hat{a}_\tau^\dagger] = [\hat{b}_\tau, \hat{b}_\tau^\dagger] = \delta(\tau - \tau')$ , defined in terms of the fast-time coordinate  $\tau$  [62] in a co-propagating frame synchronous with the trap field.  $\hat{H}_{\text{NL}}$  represents the  $\chi^{(2)}$  interaction, while  $\hat{H}_{a,L}$  and  $\hat{H}_{b,L}$  are the respective linear terms for the FH and SH. For the latter,  $G_u(\tau) = D_u(-i\partial_\tau) + V_u(\tau)$  is a function of the dispersion operator  $D_u$  and the trap potential  $V_u$  with  $u \in \{a, b\}$ . The  $\chi^{(2)}$  nonlinear coupling constant  $r = v_g \sqrt{\hbar \omega_{b,0} \eta_0}$  is related to group velocity  $v_g$ , SH frequency  $\omega_{b,0}$ , and normalized second harmonic generation (SHG) efficiency  $\eta_0$  with units [power<sup>-1</sup> · length<sup>-2</sup>]. As the trapping potential is mediated by XPM, the shape of the temporal trap  $V_u(\tau) = -(n_2/n)\omega_u |c_\tau|^2/A$  is determined by the signal frequency  $\omega_u$ , the trap-pulse power  $|c_\tau|^2$ , the nonlinear index  $n_2$ , and the mode area  $A$ . Taking into account dispersion up to second order and assuming group-velocity matching between FH and SH,  $D_u(s) = \omega_{u,0} - \frac{1}{2}(\beta_{u,2}/\beta_1)s^2$ , where the first and second terms represent the carrier frequency and the group-velocity dispersion (GVD), respectively. The eigenstates of  $\hat{H}_{u,L}$  consist of excitations of normal modes  $\Psi_{u,m}(\tau)$  governed by competition between the trap-pulse XPM and GVD, and they are found by solving an eigenmode problem:

$$\underbrace{\left(\omega_{u,0} + \frac{\beta_{u,2}}{2\beta_1} \partial_\tau^2 + V_u(\tau)\right)}_{G_u(\tau)} \Psi_{u,m}(\tau) = \lambda_{u,m} \Psi_{u,m}(\tau). \quad (5)$$

In the absence of a trap ( $V_u(\tau) = 0$ ), Eq. (5) admits continuous wave (CW) eigenmodes  $\Psi_{u,m}(\tau) \propto e^{2\pi i m \tau/T}$ , i.e., the usual nor-



**Fig. 2.** Two-photon Kerr-phase gate  $\hat{U}_\pi$  with and without temporal trap acting on an initial two-photon FH state  $|20\rangle$ : (a) initial state and FH / SH power  $\langle \hat{a}_\tau^\dagger \hat{a}_\tau \rangle$ ,  $\langle \hat{b}_\tau^\dagger \hat{b}_\tau \rangle$  as a function of time. (b) Rabi oscillations visualized in terms of the total SH photon number as well as (c) a Hilbert-space projection onto  $\text{span}(|20\rangle, |01\rangle)$  and rotations on the pseudo-Bloch sphere characterized by the pseudo-Pauli operators  $\hat{X} = (\hat{a}^\dagger \hat{b} + \hat{a} \hat{b}^\dagger)/\sqrt{2}$ ,  $\hat{Y} = (\hat{a}^\dagger \hat{b} - \hat{a} \hat{b}^\dagger)/\sqrt{2}i$ ,  $\hat{Z} = \frac{1}{2} \hat{a}^\dagger \hat{a}^2 - \hat{b}^\dagger \hat{b}$  (these project onto Pauli matrices in the two-state subspace). Here we subtract trivial phase rotations induced by the linear dynamics; see Supplement 1. (d) Gate error of a CZ gate acting on a reference state  $\frac{1}{2}(|\bar{0}\rangle + |\bar{1}\rangle)_1 \otimes (|\bar{0}\rangle + |\bar{1}\rangle)_2$  as a function of the energy gap  $\Delta/g$ , where subscripts represent the index of qubits. Insets show deviation of output field from the target (input) FH waveform. For all the simulations, we use  $\beta_{2,a} = \beta_{2,b}/2$  and  $\omega_{b,0} - 2\omega_{a,0} = 0$  with a large enough system size  $T$  to avoid boundary effects. See Supplement 1 for full discussions on numerical simulations.

mal modes of a cavity. In a typical nanophotonic cavity with nonvanishing  $\beta_{u,2}$  (Fig. 1(f)), large energy gaps ( $\propto \beta_{u,2}T^{-2}$ ) between eigenmodes ensure that the nonlinear dynamics involve only a single FH/SH mode pair [25]. This scenario properly realizes Hamiltonian Eq. (2), but with weak coupling strength due to the large mode volume. Conversely, appropriate dispersion engineering to achieve  $\beta_{u,2} \approx 0$  (Fig. 1(g)) makes all modes nearly degenerate, allowing the cavity to support ultrashort pulses. However, this modal degeneracy leads to a major problem: although the nonlinear coupling is increased by the pulse confinement,  $\hat{H}_{\text{NL}}$  is generally all-to-all, as no mechanism imposes a target pulse shape, leading to intrinsically multimode dynamics unsuitable for high-fidelity qubit operations [29, 30]. These limits highlight the trade-offs between gate fidelity and coupling rate in  $\chi^{(2)}$  resonators driven by pulses. Resonators with large  $\beta_{u,2}$  driven by long pulses may realize high-fidelity gates with low coupling rates, and conversely, resonators with small  $\beta_{u,2}$  driven by short pulses may realize large coupling rates at the cost of reduced gate fidelities. The trap potential eliminates these trade-offs between gate fidelity and coupling rate (see Fig. 1(h)): with anomalous dispersion  $\beta_{u,2} < 0$ , Eq. (5) admits at least one *bound eigenmode*  $\Psi_{u,0}$ , localized in time and protected by an energy gap  $\Delta_u = |\lambda_{u,1} - \lambda_{u,0}|$ . As a result, all spurious couplings to higher-order eigenmodes are suppressed as off-resonance (i.e., phase-mismatched), and the single-mode dynamics of Eq. (2) are recovered, but with a nonlinear coupling boosted by the temporal confinement of  $\Psi_{u,0}$ .

The importance of single-mode dynamics to high-fidelity gate operation is highlighted in Fig. 2, where we show the propagation of a signal instantiated in a two-photon FH pulse  $|20\rangle = 2^{-1/2}(\hat{a}^\dagger)^2|0\rangle$ , where  $\hat{a} = \int d\tau \Psi^*(\tau) \hat{a}_\tau$  is the annihilation operator for mode  $\Psi(\tau)$ . To illustrate the limitations of the

untrapped case, we first implement  $\hat{U}_\pi$  using an input Gaussian waveform  $\Psi(\tau)$  with  $V_u(\tau) = 0$ . Here, the pulse width and chirp are chosen to maximize the gate fidelity given a finite gate time (see Supplement 1), but we observe a rapid decay of Rabi oscillations even for such optimized pulse parameters (see Fig. 2(b)). This observed leakage out of the computational subspace is due to the intrinsically multimode structure of the nonlinear polarization, which couples photons into parasitic temporal modes. These results provide evidence that generic quantum nonlinear propagation of a pulse cannot be described by a single-mode model like Eq. (2), posing a nontrivial challenge for NLOQC. This problem is often overlooked in the community, with most proposals assuming a single-mode model without discussing on how single-mode interactions are implemented [17, 18, 63, 64].

Turning on the temporal trap resolves this problem, restoring effective single-mode dynamics. To show this, we consider the case of a soliton trap  $V_a(\tau) = V_b(\tau)/2 = -(|\beta_{a,2}|/\beta_1\tau_0^2) \text{sech}^2(\tau/\tau_0)$  with width  $\tau_0$ , which supports a single bound mode  $\Psi_{a,0} = \Psi_{b,0} = (2\tau_0)^{-1/2} \text{sech}(\tau/\tau_0)$ . Here, the finite energy gap  $\Delta_a = \Delta_b/2 = |\beta_{a,2}|/2\beta_1\tau_0^2$  protects the computational subspace spanned by the bound modes from decoherence, acting as a phase mismatch (i.e. detuning) that prevents the nonlinear polarization induced by each bound mode from driving continuum modes. For simplicity, we have assumed the dispersion relationships  $\beta_{a,2} = \beta_{b,2}/2$  in this work, but departure from this condition does not qualitatively change the results. The  $\chi^{(2)}$  interaction between the FH and SH bound modes becomes phase-matched (i.e., resonant) when  $\omega_{b,0} - 2\omega_{a,0} = 0$ , which can be achieved, e.g., by temperature tuning. As a result, effectively single-mode physics reproducing Eq. (2) is realized between the bound FH and SH modes with coupling constant

given by

$$g = \frac{\pi r}{4\sqrt{2}\tau_0}, \quad (6)$$

which scales as  $\tau_0^{-1/2}$  (See Supplement 1). In Fig. 2(a) we show the evolution of a two-photon state instantiated in the FH bound mode, where the photons in the trap are well localized and propagate without dispersing apart from an initial transient. In addition, the dynamics of the SH (Fig. 2(b)) exhibit near-complete Rabi oscillations even for a modest trap with  $\Delta/g = 1$ , where  $\Delta = \Delta_a = \Delta_b/2$ . These high-contrast oscillations provide strong evidence of effective single-mode dynamics, which can be further quantified as follows. Ideally, the gate dynamics are confined within the computational subspace spanned by  $|20\rangle = 2^{-1/2}(\hat{a}^\dagger)^2|0\rangle$  and  $|01\rangle = \hat{b}^\dagger|0\rangle$ , so we can directly project the system evolution onto  $\text{span}(|20\rangle, |01\rangle)$  in Fig. 2(c). The fact that nearly all of the state amplitude remains in the subspace implies that we have realized the desired single-mode dynamics, i.e., a  $180^\circ$  rotation in the Bloch sphere, picking up a  $\pi$  phase shift after returning to the initial state  $|20\rangle$ .

Gate fidelity scales favorably even for moderate trap depths. In Fig. 2(d), we plot the error  $\mathcal{E}$  of a CZ gate as a function of the gap, showing a favorable scaling of  $\mathcal{E} \propto (\Delta/g)^{-2}$ . For a reference input state, we observe that gate operation with fidelity  $> 99\%$  is possible with  $\Delta/g \gtrsim 3$ . To visualize the nature of the gate errors, we also show the temporal distribution of the photons; for a shallow trap, photons leak out as dispersive waves, which effectively act as decoherence channels, and incomplete conversion leads to residual SH power. Deepening the trap increases the confinement to the bound mode, suppressing these dispersive waves. Further, the interaction time  $t_\pi \propto \tau_0^{-1/2}$  required to implement the gate also shortens for larger trap depth.

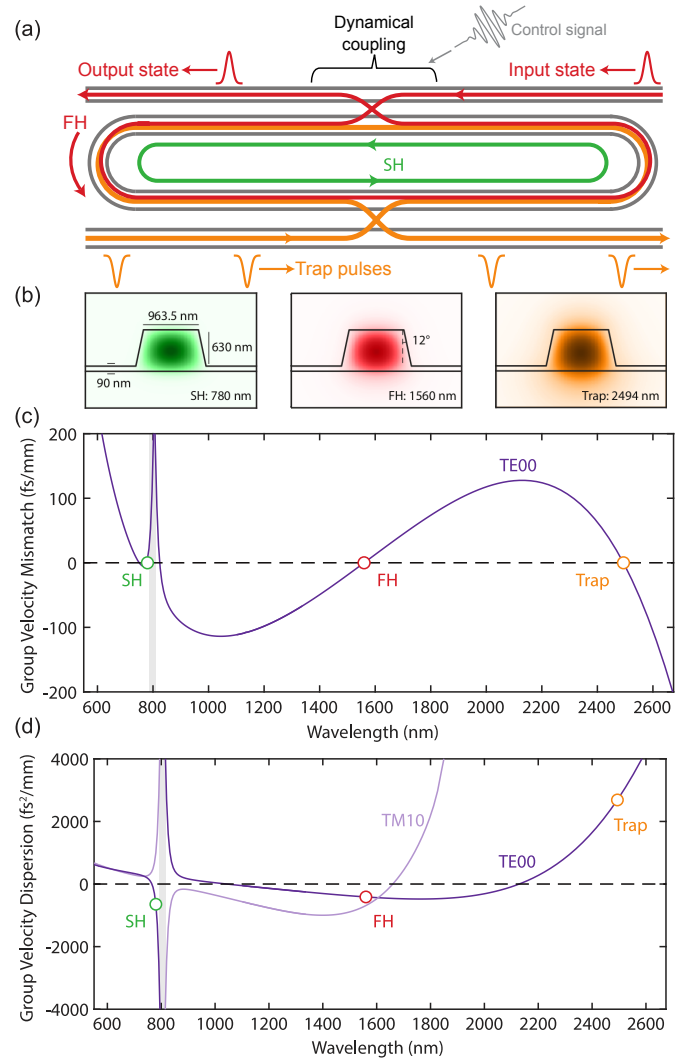
### 3. DISPERSION ENGINEERING AND EXPERIMENTAL PROSPECTS

Having established that temporal trapping enables high-fidelity quantum gates with enhanced coupling rates, we now discuss the prospects for experimental realizations in presently available nanophotonics platforms. In realistic situations, photon loss is the primary decoherence channel for quantum gate operations, and to achieve high gate fidelity the nonlinear coupling rate  $g$  has to be larger than the characteristic loss rate  $\kappa$ , which we define as the geometric mean of the FH and SH losses  $\kappa = \sqrt{\kappa_a \kappa_b}$ . This choice is motivated by analogy to the cooperativity  $C \propto g^2/\kappa_{\text{cavity}}\gamma_{\text{atom}}$  in cavity QED systems [69].

For a ring resonator, the nonlinear coupling between the nominal CW modes is

$$g_{\text{CW}} = \frac{v_g \sqrt{\hbar\omega_{b,0}\eta_0}}{\sqrt{T}}, \quad (7)$$

where we have used  $r = v_g \sqrt{\hbar\omega_{b,0}\eta_0}$ . The round-trip length of the resonator is given by  $L = v_g T$ , and a smaller  $L$  enhances  $g_{\text{CW}}$  via tighter modal confinement. While microring resonators with radius  $\lesssim 100 \mu\text{m}$  have been realized, bending losses make it challenging to significantly reduce the mode volume further, limiting  $g_{\text{CW}}$  to the order of few megahertz. The same limitation exists for whispering-gallery-mode resonators (WGMRs). While PhC cavities can realize much smaller wavelength-scale modal confinement and thus a stronger coupling, it is challenging to



**Fig. 3.** Design of a microresonator implementing  $\hat{U}_\pi$  with a temporal trap. (a) The FH and trap are coupled into and out of the cavity through two bus waveguides. We assume that the trap pulse is renewed in every round trip, and that quantum input/output states are switched in and out from the cavity by dynamical coupling [65–68]. (b) The waveguide geometry and TE00 field distributions associated with each interacting wave; SH (780 nm), FH (1560 nm) and trap pulse (2494 nm), respectively. (c, d) The group velocity mismatch ( $\beta_1 - \beta_{1,a}$ ) and group velocity dispersion ( $\beta_2$ ) as a function of wavelength. Shaded grey region: avoided crossing between the TE00 and TM10 modes. With a suitable choice of waveguide geometry we may realize both group velocity matching between the FH and SH, and anomalous dispersion for both harmonics. For the ridge geometries considered here, anomalous dispersion may occur at short wavelengths by choosing the location of the avoided crossing to be red-detuned from the SH.

realize high-Q resonances spanning over an octave, which compromises the overall loss  $\kappa$  and results in  $g/\kappa$  similar in order of magnitude to ring resonators.

In this context, our prescription allows us to circumvent this trade-off between the mode-volume and the loss: the temporal trap forms a smaller “flying cavity” inside a ring resonator,

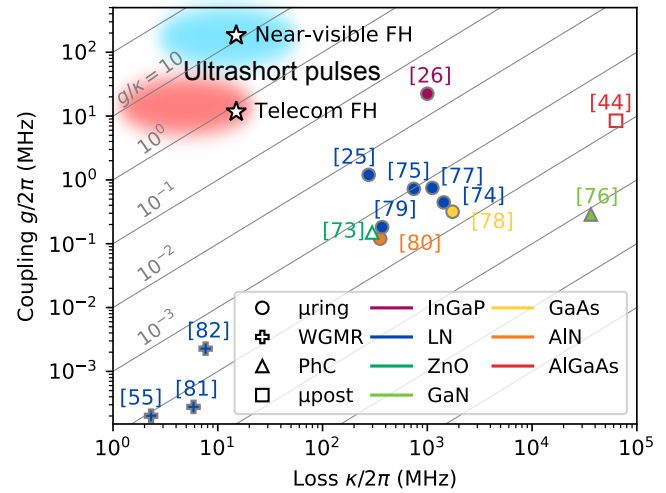
which confines the light further in the axial (temporal) dimension, so that nonlinear interactions between photons benefit from both small mode volume and low loss. Specifically, the nonlinear coupling of the temporally trapped pulses takes the form

$$g_{\text{trap}} = \frac{\pi v_g \sqrt{\hbar \omega_{b,0} \eta_0}}{4\sqrt{2\tau_0}} = \frac{\pi}{4\sqrt{2}} \sqrt{T/\tau_0} g_{\text{cw}}, \quad (8)$$

where the width of the trap  $\tau_0$  plays the role of the size of an effective cavity. Comparing  $g_{\text{trap}}$  to the CW coupling rate of the same resonator, we find that the coupling is enhanced by the factor proportional to the square root of the pulse duty cycle. Because  $g_{\text{trap}}$  is independent of  $T$ , temporal trapping may realize large coupling rates for resonators of arbitrary length.

For concreteness, Fig. 3 shows a design of a TFLN resonator optimized for implementing our scheme. To couple the quantum states in and out of the resonator with high efficiency, we assume that the coupling between the resonator and the bus waveguide is dynamically controlled, e.g., via nonlinear optical processes [70–72]. There exist multiple possible implementations of dynamical coupling [65–68] (potentially with their own geometrical constraints and loss considerations), so we keep the following discussions independent of the specific realization. The resonator simultaneously supports a group-velocity matched FH ( $\lambda_a = 1560$  nm), SH ( $\lambda_b = 780$  nm), and trap pulse ( $\lambda_{\text{trap}} = 2494$  nm). The GVD of both of the harmonics are designed to be anomalous, supporting localized bound modes using bright-pulse XPM. The minimum trap width  $\tau_0$  is limited by the dispersion of the trap pulse, for which we assume  $\tau_0 = 100$  fs to ensure the pulse waveform does not disperse over the propagation through the trapping region. With an estimated SHG efficiency of  $\eta_0 = 40 \text{ W}^{-1} \text{ cm}^{-2}$ , we obtain a coupling rate of  $g_{\text{trap}}/2\pi = 11.7$  MHz. For a 2 mm ring cavity ( $T \approx 15$  ps), this is an order larger than the corresponding  $g_{\text{cw}}$  obtained without trapping. Moreover, the energy gap of  $\Delta/g \approx 40$  provides sufficient isolation of the trapped modes from the continuum. Regarding the loss,  $\alpha = 0.7 \text{ m}^{-1}$  [3 dB/m] has been achieved in TFLN [24], which through the relation  $\kappa = \alpha v_g$  corresponds to  $\kappa/2\pi = 14.4$  MHz. These numbers highlight the potential to reach a near-strong-coupling regime  $g/\kappa \sim 1$  using ultrashort pulses with technologies available at present. Note that temporal trapping has allowed us to employ a reasonably large resonator size that minimizes the bending loss and sidewall roughness loss, which we expect to make it easier to achieve the loss figure assumed above. Even with propagation loss of 30 dB/m (corresponding to  $g_{\text{cw}}/\kappa \sim 0.01$ ), we can achieve  $g/\kappa \sim 0.1$ .

Further improvements to  $g/\kappa$  may be possible in next-generation devices by leveraging the scaling of  $g$  with both  $\omega$  and  $\tau_0$ , and by improvements to fabrication processes to reach the material-limited loss rates for  $\kappa$ . Reductions of the GVD associated with the FH, SH, and trapping pulse enable corresponding reductions of trap pulse duration  $\tau_0$ , thereby enhancing  $g_{\text{trap}}$ . Ultimately, few-cycle operation ( $\tau_0 \approx 4\pi/\omega_{\text{trap}}$ ) may be made possible with new approaches to dispersion engineering that reduce the GVD of the trapping pulse. Short-wavelength operation increases  $g_{\text{trap}}$  both through the explicit  $\omega_{b,0}^{1/2}$  scaling of  $g_{\text{CW}}$  and the  $\eta_0 \sim \omega^4$  [28] scaling associated with the tighter transverse confinement attainable at shorter wavelengths. Recent demonstrations include  $\eta_0 = 330 \text{ W}^{-1} \text{ cm}^{-2}$  in a TFLN waveguide at  $\lambda_b = 456.5$  nm [83], and in principle devices with  $\eta_0 > 1000 \text{ W}^{-1} \text{ cm}^{-2}$  are possible for FH pulses centered around Ti:sapphire wavelengths [28]. Moreover, the pulse width can be



**Fig. 4.** Figure of merit  $g/\kappa$  shown for various material platforms and geometries, where the filled and the unfilled markers represent experimental and theoretical results, respectively [25, 26, 44, 55, 73–82]. When  $g$  is not explicitly characterized, we use experimental measures of  $\chi^{(2)}$  nonlinearity, e.g., SHG conversion efficiency, to estimate the coupling (see Supplement 1 for full discussions and references). We assume critical coupling, phase-matching between the harmonics, and  $\kappa_a = \kappa_b/2$  when the corresponding information is not provided. Stars represent numbers estimated for temporally trapped ultrashort pulses at the telecom ( $\lambda_a = 1560$  nm) and the near-visible ( $\lambda_a = 800$  nm) FH wavelength.

made shorter with a shorter wavelength, i.e.,  $\tau_0 \sim \omega^{-1}$ , amounting to a favorable scaling of  $g_{\text{trap}} \sim \omega^3$ . Assuming  $\lambda_b = 400$  nm, which we choose to be below the Urbach tail associated with the material bandgap [84], these scalings anticipate the possibility to achieve  $g_{\text{trap}}/2\pi = 184$  MHz, corresponding to  $g/\kappa > 10$ .

In addition, process improvements may reduce losses from the present 3–6 dB/m [24, 85] by more than an order of magnitude [53–55], limited primarily by bulk material absorption [56–59, 86]. For known absorption-limited losses of  $0.01 \text{ m}^{-1}$ ,  $0.04 \text{ m}^{-1}$ , and  $1 \text{ m}^{-1}$  at 1600, 800, and 400 nm, respectively [86], we find  $\kappa/2\pi = 0.4$  MHz for SHG of telecom photons, and  $\kappa/2\pi = 4$  MHz for SHG of 800-nm photons. The large coupling rates made possible by temporal trapping, when combined with absorption-limited losses, provide a pathway to  $g/\kappa > 30$  at telecom wavelengths and  $g/\kappa > 40$  at visible wavelengths. We compare these numbers against the current state of the art in a variety of material systems and waveguide geometries in Fig. 4. To date, the highest recorded  $g/\kappa$  based on optical nonlinearities is  $g/\kappa \approx 10^{-2}$  in a 1560-nm pumped TFLN microresonator [25]. In principle, short-wavelength operation and reductions in resonator loss may push conventional CW-pumped nonlinear devices toward  $g/\kappa = 0.1$ –1. In contrast, the  $g/\kappa$  enabled by nonlinear resonators using temporal trapping may exceed these limits by two orders of magnitude.

#### 4. CONCLUSION

In this work, we show that temporal trapping can realize strong photon-photon coupling by simultaneously leveraging both temporal and spatial field confinement. The energy gap created between the trapped mode and the remaining cavity modes

suppresses undesired multimode interactions, realizing effective single-mode dynamics necessary for high-fidelity quantum gate operations. Our full-quantum simulations confirm that coherent nonlinear dynamics of temporally trapped ultrashort pulses can realize high-fidelity two-qubit entangling gates in a deterministic manner. This resolves the longstanding concern first raised by Shapiro that pulsed nonlinear optics cannot implement high-fidelity quantum gates [29, 30].

Temporal trapping significantly brightens the prospects of achieving strong coupling in existing photonic platforms [40, 41]. By reducing the effective cavity volume by the pulse duty cycle,  $g/\kappa$  can be increased by over an order of magnitude. Notably, numerical modeling based on realistic dispersion-engineered waveguide designs shows that  $g/\kappa \sim 1$  is possible on existing TFLN platforms, and true strong coupling  $g/\kappa \gg 1$  is plausible with realistic assumptions on wavelength scaling and loss, proposing a unique route towards deterministic optical quantum computation using ultrashort pulses.

Our generic prescription of using temporal trapping to realize enhanced single-mode nonlinear coupling can, in principle, be applied to a broad range of scenarios beyond discrete-variable NLOQC. For example, continuous-variable implementations of optical quantum computing [87, 88] suffer from the same tradeoff between linearity and determinism. Applied to these systems, strong photon-photon coupling can enable deterministic non-Gaussian gate operations and resource state preparations [89, 90], circumventing the need for probabilistic implementations using measurement and feedback. Combined with the ability to manipulate temporal mode structures with optical pulse gating [70, 71], deterministic quantum operations on arbitrary photon temporal modes could be realized. Our scheme is compatible with intra-cavity time-multiplexing [32, 33] and traveling-wave implementations, enabling unprecedented scalability, qubit uniformity, and operation bandwidth. We expect our work to shed light on the potential to harness ultrafast pulse dynamics for coherent quantum computation and engineering, guiding ongoing experimental and theoretical efforts towards this unique frontier of broadband quantum optics.

## FUNDING

Army Research Office (W911NF-16-1-0086); National Science Foundation (CCF-1918549, PHY-2011363).

## ACKNOWLEDGEMENTS

The authors wish to thank NTT Research for their financial and technical support. R. Y. is supported by a Stanford Q-FARM Ph.D. Fellowship and the Masason Foundation.

## DISCLOSURES

RY, EN, MJ, RH (P).

## DATA AVAILABILITY

Data underlying the results presented in this paper are not publicly available at this time but may be obtained from the authors upon reasonable request.

## SUPPLEMENTAL DOCUMENT

See Supplement 1 for supporting content.

## REFERENCES

- H.-L. Yin, T.-Y. Chen, Z.-W. Yu, H. Liu, L.-X. You, Y.-H. Zhou, S.-J. Chen, Y. Mao, M.-Q. Huang, W.-J. Zhang, H. Chen, M. J. Li, D. Nolan, F. Zhou, X. Jiang, Z. Wang, Q. Zhang, X.-B. Wang, and J.-W. Pan, "Measurement-device-independent quantum key distribution over a 404 km optical fiber," *Phys. Rev. Lett.* **117**, 190501 (2016).
- H. J. Kimble, "The quantum internet," *Nature* **453**, 1023–1030 (2008).
- The LIGO Scientific Collaboration, "Enhanced sensitivity of the LIGO gravitational wave detector by using squeezed states of light," *Nat. Photon.* **7**, 613–619 (2013).
- N. Treps, U. Andersen, B. Buchler, P. K. Lam, A. Maître, H. A. Bachor, and C. Fabre, "Surpassing the Standard Quantum Limit for Optical Imaging Using Nonclassical Multimode Light," *Phys. Rev. Lett.* **88**, 203601 (2002).
- J. L. O'Brien, A. Furusawa, and J. Vučković, "Photonic quantum technologies," *Nat. Photon.* **3**, 687–695 (2009).
- W. Asavanant, Y. Shiozawa, S. Yokoyama, B. Charoensombutamon, H. Emura, R. N. Alexander, S. Takeda, J. Yoshikawa, N. C. Menicucci, H. Yonezawa, and A. Furusawa, "Generation of time-domain-multiplexed two-dimensional cluster state," *Science* **366**, 373–376 (2019).
- J. L. O'Brien, "Optical Quantum Computing," *Science* **318**, 1567–1570 (2007).
- E. Knill, R. Laflamme, and G. J. Milburn, "A scheme for efficient quantum computation with linear optics," *Nature* **409**, 46–52 (2001).
- E. Knill, "Quantum gates using linear optics and postselection," *Phys. Rev. A* **66**, 052306 (2002).
- R. Raussendorf and H. J. Briegel, "A One-Way Quantum Computer," *Phys. Rev. Lett.* **86**, 5188 (2001).
- M. A. Nielsen, "Optical Quantum Computation Using Cluster States," *Phys. Rev. Lett.* **93**, 040503 (2004).
- C. Reimer, S. Sciara, P. Roztockı, M. Islam, L. Romero Cortés, Y. Zhang, B. Fischer, S. Loranger, R. Kashyap, A. Cino, S. T. Chu, B. E. Little, D. J. Moss, L. Caspani, W. J. Munro, J. Azaña, M. Kues, and R. Morandotti, "High-dimensional one-way quantum processing implemented on  $d$ -level cluster states," *Nat. Phys.* **15**, 148–153 (2019).
- S. Slussarenko and G. J. Pryde, "Photonic quantum information processing: A concise review," *Appl. Phys. Rev.* **6**, 041303 (2019).
- Y. Li, P. C. Humphreys, G. J. Mendoza, and S. C. Benjamin, "Resource costs for fault-tolerant linear optical quantum computing," *Phys. Rev. X* **5**, 041007 (2015).
- P. Kok, W. J. Munro, K. Nemoto, T. C. Ralph, J. P. Dowling, and G. J. Milburn, "Linear optical quantum computing with photonic qubits," *Rev. Mod. Phys.* **79**, 135 (2007).
- T. Rudolph, "Why I am optimistic about the silicon-photonic route to quantum computing," *APL Photonics* **2**, 030901 (2017).
- I. L. Chuang and Y. Yamamoto, "Simple quantum computer," *Phys. Rev. A* **52**, 3489 (1995).
- N. K. Langford, S. Ramelow, R. Prevedel, W. J. Munro, G. J. Milburn, and A. Zeilinger, "Efficient quantum computing using coherent photon conversion," *Nature* **478**, 360–363 (2011).
- T. Yoshie, A. Scherer, J. Hendrickson, G. Khitrova, H. Gibbs, G. Rupper, C. Ell, O. Shchekin, and D. Deppe, "Vacuum Rabi splitting with a single quantum dot in a photonic crystal nanocavity," *Nature* **432**, 200–203 (2004).
- K. M. Birnbaum, A. Boca, R. Miller, A. D. Boozer, T. E. Northup, and H. J. Kimble, "Photon blockade in an optical cavity with one trapped atom," *Nature* **436**, 87–90 (2005).
- D. Englund, A. Faraon, I. Fushman, N. Stoltz, P. Petroff, and J. Vučković, "Controlling cavity reflectivity with a single quantum dot," *Nature* **450**, 857–861 (2007).
- B. Hacker, S. Welte, G. Rempe, and S. Ritter, "A photon-photon quantum gate based on a single atom in an optical resonator," *Nature* **536**, 193–196 (2016).
- A. Boca, R. Miller, K. M. Birnbaum, A. D. Boozer, J. McKeever, and H. J. Kimble, "Observation of the Vacuum Rabi Spectrum for One Trapped Atom," *Phys. Rev. Lett.* **93**, 233603 (2004).
- M. Zhang, C. Wang, R. Cheng, A. Shams-Ansari, and M. Lončar,

- "Monolithic ultra-high-Q lithium niobate microring resonator," *Optica* **4**, 1536–1537 (2017).
25. J. Lu, M. Li, C.-L. Zou, A. Al Sayem, and H. X. Tang, "Towards 1% single photon nonlinearity with periodically-poled lithium niobate microring resonators," *Optica* **7**, 1654–1659 (2020).
  26. M. Zhao and K. Fang, "InGaP quantum nanophotonic integrated circuits with 1.5% nonlinearity-to-loss ratio," *Optica* **9**, 258–263 (2022).
  27. G. P. Agrawal, "Nonlinear fiber optics," in *Nonlinear Science at the Dawn of the 21st Century*, (Springer, 2000), pp. 195–211.
  28. M. Jankowski, J. Mishra, and M. M. Fejer, "Dispersion-engineered  $\chi^{(2)}$  nanophotonics: a flexible tool for nonclassical light," *J. Phys. Photon.* **3**, 042005 (2021).
  29. J. H. Shapiro, "Single-photon Kerr nonlinearities do not help quantum computation," *Phys. Rev. A* **73**, 062305 (2006).
  30. J. H. Shapiro and M. Razavi, "Continuous-time cross-phase modulation and quantum computation," *New. J. Phys.* **9**, 16 (2007).
  31. G. J. Milburn, "Quantum optical Fredkin gate," *Phys. Rev. Lett.* **62**, 2124 (1989).
  32. T. Inagaki, K. Inaba, R. Hamerly, K. Inoue, Y. Yamamoto, and H. Takesue, "Large-scale ising spin network based on degenerate optical parametric oscillators," *Nat. Photonics* **10**, 415–419 (2016).
  33. S. Takeda and A. Furusawa, *Phys. Rev. Lett.* **119**, 120504 (2017).
  34. A. Crespi, R. Ramponi, R. Osellame, L. Sansoni, I. Bongioanni, F. Sciarrino, G. Vallone, and P. Mataloni, "Integrated photonic quantum gates for polarization qubits," *Nat. Commun.* **2**, 566 (2011).
  35. P. C. Humphreys, B. J. Metcalf, J. B. Spring, M. Moore, X.-M. Jin, M. Barbieri, W. S. Kolthammer, and I. A. Walmsley, "Linear Optical Quantum Computing in a Single Spatial Mode," *Phys. Rev. Lett.* **111**, 150501 (2013).
  36. X. Qiang, X. Zhou, J. Wang, C. M. Wilkes, T. Loke, S. O'Gara, L. Kling, G. D. Marshall, R. Santagati, T. C. Ralph, J. B. Wang, J. L. O'Brien, M. G. Thompson, and J. C. F. Matthews, "Large-scale silicon quantum photonics implementing arbitrary two-qubit processing," *Nat. Photon.* **12**, 534–539 (2018).
  37. J. L. O'Brien, G. J. Pryde, A. G. White, T. C. Ralph, and D. Branning, "Demonstration of an all-optical quantum controlled-NOT gate," *Nature* **426**, 264–267 (2003).
  38. C. K. Hong, Z. Y. Ou, and L. Mandel, "Measurement of subpicosecond time intervals between two photons by interference," *Phys. Rev. Lett.* **59**, 2044 (1987).
  39. A. P. VanDevender and P. G. Kwiat, "High-speed transparent switch via frequency upconversion," *Opt. Express* **15**, 4677–4683 (2007).
  40. W. T. M. Irvine, K. Hennessy, and D. Bouwmeester, "Strong coupling between single photons in semiconductor microcavities," *Phys. Rev. Lett.* **96**, 057405 (2006).
  41. A. Majumdar and D. Gerace, "Single-photon blockade in doubly resonant nanocavities with second-order nonlinearity," *Phys. Rev. B* **87**, 235319 (2013).
  42. K. Rivoire, S. Buckley, and J. Vučković, "Multiply resonant photonic crystal nanocavities for nonlinear frequency conversion," *Opt. Express* **19**, 22198–22207 (2011).
  43. M. Minkov, D. Gerace, and S. Fan, "Doubly resonant  $\chi^{(2)}$  nonlinear photonic crystal cavity based on a bound state in the continuum," *Optica* **6**, 1039–1045 (2019).
  44. Z. Lin, X. Liang, M. Lončar, S. G. Johnson, and A. W. Rodriguez, "Cavity-enhanced second-harmonic generation via nonlinear-overlap optimization," *Optica* **3**, 233–238 (2016).
  45. Z. Lin, M. Lončar, and A. W. Rodriguez, "Topology optimization of multi-track ring resonators and 2D microcavities for nonlinear frequency conversion," *Opt. Lett.* **42**, 2818–2821 (2017).
  46. Q. Quan and M. Lončar, "Deterministic design of wavelength scale, ultra-high Q photonic crystal nanobeam cavities," *Opt. Express* **19**, 18529–18542 (2011).
  47. T. Asano and S. Noda, "Iterative optimization of photonic crystal nanocavity designs by using deep neural networks," *Nanophotonics* **8**, 2243–2256 (2019).
  48. H. Sekoguchi, Y. Takahashi, T. Asano, and S. Noda, "Photonic crystal nanocavity with a Q-factor of 9 million," *Opt. Express* **22**, 916–924 (2014).
  49. M. Minkov and V. Savona, "Automated optimization of photonic crystal slab cavities," *Sci. Rep.* **4**, 5124 (2014).
  50. T. Asano, Y. Ochi, Y. Takahashi, K. Kishimoto, and S. Noda, "Photonic crystal nanocavity with a Q factor exceeding eleven million," *Opt. Express* **25**, 1769–1777 (2017).
  51. D. Dodane, J. Bourderionnet, S. Combré, and A. de Rossi, "Fully embedded photonic crystal cavity with Q=0.6 million fabricated within a full-process CMOS multiproject wafer," *Opt. Express* **26**, 20868–20877 (2018).
  52. Y. Taguchi, Y. Takahashi, Y. Sato, T. Asano, and S. Noda, "Statistical studies of photonic heterostructure nanocavities with an average Q factor of three million," *Opt. Express* **19**, 11916–11921 (2011).
  53. A. Shams-Ansari, G. Huang, L. He, M. Churayev, P. Kharel, Z. Tan, J. Holzgrafe, R. Cheng, D. Zhu, J. Liu, B. Desiatov, M. Zhang, T. J. Kippenberg, and M. Lončar, "Probing the limits of optical loss in ion-sliced thin-film lithium niobate," in *CLEO: Science and Innovations*, (Optical Society of America, 2021), pp. STh4J–4.
  54. R. Gao, H. Zhang, F. Bo, W. Fang, Z. Hao, N. Yao, J. Lin, J. Guan, L. Deng, M. Wang, L. Qiao, and Y. Cheng, "Broadband highly efficient nonlinear optical processes in on-chip integrated lithium niobate microdisk resonators of Q-factor above  $10^8$ ," *New J. Phys.* **23**, 123027 (2021).
  55. R. Gao, N. Yao, J. Guan, L. Deng, J. Lin, M. Wang, L. Qiao, W. Fang, and Y. Cheng, "Lithium niobate microring with ultra-high Q factor above  $10^8$ ," *Chin. Opt. Lett.* **20**, 011902 (2022).
  56. V. S. Ilchenko, A. A. Savchenkov, A. B. Matsko, and L. Maleki, "Nonlinear optics and crystalline whispering gallery mode cavities," *Phys. Rev. Lett.* **92**, 043903 (2004).
  57. D. Serkland, R. Eckardt, and R. Byer, "Continuous-wave total-internal-reflection optical parametric oscillator pumped at 1064 nm," *Opt. Lett.* **19**, 1046–1048 (1994).
  58. A. A. Savchenkov, V. S. Ilchenko, A. B. Matsko, and L. Maleki, "Kilohertz optical resonances in dielectric crystal cavities," *Phys. Rev. A* **70**, 051804(R) (2004).
  59. J. R. Schwesyg, M. C. C. Kajiyama, M. Falk, D. H. Jundt, K. Buse, and M. M. Fejer, "Light absorption in undoped congruent and magnesium-doped lithium niobate crystals in the visible wavelength range," *Appl. Phys. B* **100**, 109–115 (2010).
  60. S. Ramelow, A. Farsi, Z. Vernon, S. Clemmen, X. Ji, J. E. Sipe, M. Liscidini, M. Lipson, and A. L. Gaeta, "Strong Nonlinear Coupling in a  $\text{Si}_3\text{N}_4$  Ring Resonator," *Phys. Rev. Lett.* **122**, 153906 (2019).
  61. N. Quesada, L. G. Helt, M. Menotti, M. Liscidini, and J. E. Sipe, "Beyond photon pairs: Nonlinear quantum photonics in the high-gain regime," (2021).
  62. L. A. Lugiato and R. Lefever, "Spatial dissipative structures in passive optical systems," *Phys. Rev. Lett.* **58**, 2209 (1987).
  63. K. Nemoto and W. J. Munro, "Nearly deterministic linear optical controlled-not gate," *Phys. Rev. Lett.* **93**, 250502 (2004).
  64. K. Fukui, M. Endo, W. Asavanant, A. Sakaguchi, J. Yoshikawa, and A. Furusawa, "Generating the Gottesman-Kitaev-Preskill qubit using a cross-Kerr interaction between squeezed light and Fock states in optics," *Phys. Rev. A* **105**, 022436 (2022).
  65. M. Heuck, K. Jacobs, and D. R. Englund, "Photon-photon interactions in dynamically coupled cavities," *Phys. Rev. A* **101**, 042322 (2020).
  66. M. Heuck, K. Jacobs, and D. R. Englund, "Controlled-Phase Gate Using Dynamically Coupled Cavities and Optical Nonlinearities," *Phys. Rev. Lett.* **124**, 160501 (2020).
  67. M. Zhang, C. Wang, Y. Hu, A. Shams-Ansari, T. Ren, S. Fan, and M. Lončar, "Electronically programmable photonic molecule," *Nat. Photon.* **13**, 36 (2019).
  68. D. Zhu, L. Shao, M. Yu, R. Cheng, B. Desiatov, C. J. Xin, Y. Hu, J. Holzgrafe, S. Ghosh, A. Shams-Ansari, E. Puma, N. Sinclair, C. Reimer, M. Zhang, and M. Lončar, "Integrated photonics on thin-film lithium niobate," *Adv. Opt. Photon.* **13**, 242–352 (2021).
  69. H. Carmichael, *An open systems approach to quantum optics: lectures presented at the Université Libre de Bruxelles, October 28 to November 4, 1991*, vol. 18 (Springer Science & Business Media, 2009).



70. B. Brecht, D. V. Reddy, C. Silberhorn, and M. G. Raymer, "Photon Temporal Modes: A Complete Framework for Quantum Information Science," *Phys. Rev. X* **5**, 041017 (2015).
71. B. Brecht, A. Eckstein, A. Christ, and C. Silberhorn, "From quantum pulse gate to quantum pulse shaper—engineered frequency conversion in nonlinear optical waveguides," *New J. Phys.* **13**, 065029 (2011).
72. A. Eckstein, A. Christ, P. J. Mosley, and C. Silberhorn, "Highly Efficient Single-Pass Source of Pulsed Single-Mode Twin Beams of Light," *Phys. Rev. Lett.* **106**, 013603 (2011).
73. J. A. Medina-Vázquez, E. Y. González-Ramírez, and J. G. Murillo-Ramírez, "Photonic crystal meso-cavity with double resonance for second-harmonic generation," *J. Phys. B: At. Mol. Opt. Phys.* **54**, 245401 (2022).
74. J.-Y. Chen, C. Tang, M. Jin, Z. Li, Z. Ma, H. Fan, S. Kumar, Y. M. Sua, and Y.-P. Huang, "Efficient Frequency Doubling with Active Stabilization on Chip," *Laser Photonics Rev.* **15**, 2100091 (2021).
75. J.-Y. Chen, Z. Li, Z. Ma, C. Tang, H. Fan, Y. M. Sua, and Y.-P. Huang, "Photon Conversion and Interaction on Chip," (2021).
76. J. Wang, M. Clementi, M. Minkov, A. Barone, J.-F. Carlin, N. Grandjean, D. Gerace, S. Fan, M. Galli, and R. Houdré, "Doubly resonant second-harmonic generation of a vortex beam from a bound state in the continuum," *Optica* **7**, 1126–1132 (2020).
77. Z. Ma, J.-Y. Chen, Z. Li, C. Tang, Y. M. Sua, H. Fan, and Y.-P. Huang, "Ultrabright Quantum Photon Sources on Chip," *Phys. Rev. Lett.* **125**, 263602 (2020).
78. L. Chang, A. Boes, P. Pintus, J. D. Peters, M. Kennedy, X.-W. Guo, N. Volet, S.-P. Yu, S. B. Papp, and J. E. Bowers, "Strong frequency conversion in heterogeneously integrated GaAs resonators," *APL Photon.* **4**, 036103 (2019).
79. J.-Y. Chen, Z.-H. Ma, Y. M. Sua, Z. Li, C. Tang, and Y.-P. Huang, "Ultra-efficient frequency conversion in quasi-phase-matched lithium niobate microrings," *Optica* **6**, 1244–1245 (2019).
80. A. W. Bruch, X. Liu, X. Guo, J. B. Surya, Z. Gong, L. Zhang, J. Wang, J. Yan, and H. X. Tang, "17000%/W second-harmonic conversion efficiency in single-crystalline aluminum nitride microresonators," *Appl. Phys. Lett.* **113**, 131102 (2018).
81. J. U. Fürst, D. V. Strelakov, D. Elser, M. Lassen, U. L. Andersen, C. Marquardt, and G. Leuchs, "Naturally Phase-Matched Second-Harmonic Generation in a Whispering-Gallery-Mode Resonator," *Phys. Rev. Lett.* **104**, 153901 (2010).
82. J. U. Fürst, D. V. Strelakov, D. Elser, A. Aiello, U. L. Andersen, C. Marquardt, and G. Leuchs, "Low-Threshold Optical Parametric Oscillations in a Whispering Gallery Mode Resonator," *Phys. Rev. Lett.* **105**, 263904 (2010).
83. T. Park, H. S. Stokowski, V. Ansari, T. P. McKenna, A. Y. Hwang, M. M. Fejer, and A. H. Safavi-Naeini, "High efficiency second harmonic generation of blue light on thin film lithium niobate," *Opt. Lett.* **47**, 2706–2709 (2022).
84. R. Bhatt, I. Bhaumik, S. Ganesamoorthy, A. K. Karnal, M. K. Swami, H. S. Patel, and P. K. Gupta, "Urbach tail and bandgap analysis in near stoichiometric LiNbO<sub>3</sub> crystals," *Phys. Status Solidi (a)* **209**, 176–180 (2011).
85. B. Desiatov, A. Shams-Ansari, M. Zhang, C. Wang, and M. Lončar, "Ultra-low-loss integrated visible photonics using thin-film lithium niobate," *Optica* **6**, 380–384 (2019).
86. M. Leidinger, S. Fieberg, N. Waasem, F. Kühnemann, K. Buse, and I. Breunig, "Comparative study on three highly sensitive absorption measurement techniques characterizing lithium niobate over its entire transparent spectral range," *Opt. Express* **23**, 21690–21705 (2015).
87. N. C. Menicucci, P. van Loock, M. Gu, C. Weedbrook, T. C. Ralph, and M. A. Nielsen, "Universal Quantum Computation with Continuous-Variable Cluster States," *Phys. Rev. Lett.* **97**, 110501 (2006).
88. S. Takeda and A. Furusawa, "Toward large-scale fault-tolerant universal photonic quantum computing," *APL Photonics* **4**, 060902 (2019).
89. R. Yanagimoto, T. Onodera, E. Ng, L. G. Wright, P. L. McMahon, and H. Mabuchi, "Engineering a Kerr-Based Deterministic Cubic Phase Gate via Gaussian Operations," *Phys. Rev. Lett.* **124**, 240503 (2020).
90. Y. Zheng, O. Hahn, P. Stadler, P. Holmval, F. Quijandría, A. Ferraro, and G. Ferrini, "Gaussian Conversion Protocols for Cubic Phase State Generation," *PRX Quantum* **2**, 010327 (2021).

## [SUPPLEMENTARY MATERIAL] TEMPORAL TRAPPING: A ROUTE TO STRONG COUPLING AND DETERMINISTIC OPTICAL QUANTUM COMPUTATION

R. Yanagimoto<sup>1,\*</sup>, E. Ng<sup>1,2</sup>, M. Jankowski<sup>1,2</sup>, H. Mabuchi<sup>1</sup>, and R. Hamerly<sup>2,3,†</sup>

<sup>1</sup>*E. L. Ginzton Laboratory, Stanford University, Stanford, California 94305, USA*

<sup>2</sup>*Physics & Informatics Laboratories, NTT Research, Inc., Sunnyvale, California 94085, USA*

<sup>3</sup>*Research Laboratory of Electronics, MIT, 50 Vassar Street, Cambridge, MA 02139, USA*

\*ryotatsu@stanford.edu

†rhamerly@mit.edu

### S1. NONLINEAR HAMILTONIAN

#### S1A. Generic Form

This section derives the general Hamiltonian for a nonlinear-optical cavity. A fully rigorous derivation is very involved, as one must account for dispersion in the linear and nonlinear polarizabilities, and take care to properly quantize fluctuations using the  $D$  field [S1–S3]. However, for weakly dispersive materials and perturbative nonlinearities, a simpler phenomenological model suffices [S4]. To start, assume a wavelength-independent refractive index. We write the electric field as a sum of normal-mode fluctuations

$$E(\vec{x}, t) = \sum_m \sqrt{\hbar\omega_m/2\epsilon_0} (A_m(t)E_m(\vec{x}) + \text{c.c.}), \quad (\text{S1})$$

where the  $E_m(\vec{x})$  are normalized to  $\int n(\vec{x})^2 |E_m(\vec{x})|^2 d^3x = 1$ . We first solve Eq. (S1) by treating  $A_m(t)$  as classical variables, which must evolve to satisfy the Helmholtz equation:

$$\nabla \times (\nabla \times E) + \frac{n^2}{c^2} \frac{\partial^2 E}{\partial t^2} = -\frac{1}{c^2} \frac{\partial^2 (\delta P/\epsilon_0)}{\partial t^2} \quad (\text{S2})$$

In the absence of a perturbing term  $\delta P$ ,  $\dot{A}_m = -i\omega_m A_m$ , since the  $E_m$  are normal modes. Linear perturbations  $\delta P/\epsilon_0 = \delta\epsilon_r E$  alter the mode frequencies via the well-known expression  $\delta\omega_m = -\frac{1}{2}\omega_m \int \delta\epsilon_r |E_m|^2 d^3\vec{x}$  [S5]. This expression can be generalized to [S4]:

$$\delta\dot{A}_m = \frac{i\omega_m}{2\sqrt{\hbar\omega_m/2\epsilon_0}} \int E_m^* \delta P d^3\vec{x} \quad (\text{S3})$$

#### S1B. Parametric ( $\chi^{(2)}$ ) Material

For the parametric nonlinearity,  $\delta P_i = \frac{1}{2}d_{ijk}E_jE_k \equiv \frac{1}{2}d : EE$ . The resulting equation of motion, simplified using Kleinman symmetry [S6] is:

$$\begin{aligned} \dot{A}_m &= -i\omega_m A_m + i \sum_{np} \sqrt{\frac{\hbar\omega_m\omega_n\omega_p}{2\epsilon_0}} \left[ A_n A_p \int_* d : E_m^* E_n E_p d^3\vec{x} \right. \\ &\quad \left. + 2A_n^* A_p \int_* d : E_m^* E_n^* E_p d^3\vec{x} \right] \\ &= -i\omega_m A_m + \frac{i}{2} \sum_{np} (g_{m,np} A_n A_p + g_{p,mn}^* A_n^* A_p), \\ &\quad \left( g_{m,np} \equiv \sqrt{\frac{2\hbar\omega_m\omega_n\omega_p}{\epsilon_0}} \int_* d : E_m^* E_n E_p d^3\vec{x} \right) \end{aligned} \quad (\text{S4})$$

(Here  $\int_*(\dots)d^3\vec{x}$  refers to an integral restricted to the nonlinear material.) Now we quantize the fields, replacing  $A_m \rightarrow \hat{A}_m$  with

canonical commutators  $[\hat{A}_m, \hat{A}_n] = 0$ ,  $[\hat{A}_m, \hat{A}_n^\dagger] = \delta_{mn}$ . Eq. (S4) is generated by the following Hamiltonian:

$$\hat{H} = \sum_m \omega_m \hat{A}_m^\dagger \hat{A}_m - \frac{1}{2} \sum_{mnp} (g_{m,np} \hat{A}_m^\dagger \hat{A}_n \hat{A}_p + \text{h.c.}) \quad (\text{S5})$$

The simplest case involves a two-mode cavity where FH  $\hat{a}$  and SH  $\hat{b}$ . Here, up to a phase,  $\hat{H}_{\text{NL}} = \frac{1}{2}g(a^2 b^\dagger + (a^\dagger)^2 b)$ , where  $g$  is given by:

$$g \equiv g_{b,aa} = \sqrt{\frac{4\hbar\omega^3}{\epsilon_0}} \int_* d : E_b^* E_a E_a d^3\vec{x} \quad (\text{S6})$$

Here, as before, we have energy-normalized the modes as  $\int \epsilon_r |E|^2 d^3\vec{x} = 1$ .

Two related quantities are often used to quantify the nonlinear interaction: the effective mode volume  $V_{\text{sh}}$  (usually normalized as  $\tilde{V}_{\text{sh}} = V_{\text{sh}}/(\lambda/n)^3$ ) and the nonlinear overlap  $\tilde{\beta}$ :

$$\begin{aligned} \tilde{V}_{\text{sh}} &= \left| n^3 \int_* \hat{d} : E_b^* E_a E_a d^3\vec{x} \right|^{-2}, \\ \tilde{\beta} &= \lambda^{3/2} \int_* \hat{d} : E_b^* E_a E_a d^3\vec{x} = \frac{1}{\sqrt{n^3 \tilde{V}_{\text{sh}}}} \end{aligned} \quad (\text{S7})$$

Here,  $\hat{d}_{ijk} = d_{ijk}/d_{\text{eff}}$  is the normalized nonlinear tensor. The volume is defined relative to an “ideal” cavity: for hypothetical flat-top modes with constant norm  $|E_a|, |E_b| = \text{const}$  and perfect phase-matching,  $V_{\text{sh}}$  will return the physical cavity volume. Note, however, that poor mode overlap can cause  $\tilde{V}_{\text{sh}}$  to be much larger than the actual volume of either mode.

Relative to these quantities,  $g$  is given by:

$$g = \frac{4d_{\text{eff}}}{\lambda^3} \sqrt{\frac{2\pi^3 \hbar c^3}{n^3 \epsilon_0 \tilde{V}_{\text{sh}}}} = \frac{4d_{\text{eff}} \tilde{\beta}}{\lambda^3} \sqrt{\frac{2\pi^3 \hbar c^3}{\epsilon_0}} \quad (\text{S8})$$

The effective loss rate is  $\kappa \equiv \sqrt{\kappa_a \kappa_b} = (2\pi c/\lambda) \sqrt{2/Q_a Q_b}$ . Dividing these quantities yields the expression for  $g/\kappa$ , Eq. (3) in the main text. For LiNbO<sub>3</sub> at  $\lambda = 1.55 \mu\text{m}$  ( $n = 2.2$ ,  $d_{33} = 33 \text{ pm/V}$ ), this expression yields  $g/\kappa \approx 10^{-6} \sqrt{Q_a Q_b / \tilde{V}_{\text{sh}}}$ . This figure of merit is calculated for representative cavities in Table S1. Despite the much larger mode volume, a doubly-resonant ring cavity is expected to have a higher  $g/\kappa$  due to the larger  $Q_b$ , and temporal trapping improves the figure still further by reducing the effective volume.

#### S1C. Kerr ( $\chi^{(3)}$ ) Material

For comparison, we also provide estimates for the nonlinear coupling in a Kerr material. Here, the nonlinear polarization  $P_{\text{NL}}/\epsilon_0 = \chi : EEE$  is cubic in  $E$ . Applying Eq. (S3) and ignoring the off-resonant third-harmonic terms, we find:

$$\begin{aligned} \dot{A}_m &= -i\omega_m A_m + i \sum_{npq} \chi_{mnp,q} A_n^* A_p A_q, \\ \chi_{mnp,q} &= \frac{3\hbar\sqrt{\omega_m\omega_n\omega_p\omega_q}}{4\epsilon_0} \int_* \chi : E_m^* E_n^* E_p E_q d^3\vec{x} \end{aligned} \quad (\text{S9})$$

Upon quantizing the fields, this corresponds to the Hamiltonian:

$$\hat{H} = \sum_m \omega_m \hat{A}_m^\dagger \hat{A}_m - \frac{1}{2} \sum_{mnpq} \chi_{mnp,q} \hat{A}_m^\dagger \hat{A}_n^\dagger \hat{A}_p \hat{A}_q \quad (\text{S10})$$

	$Q_a$	$Q_b$	$\tilde{V}_{\text{sh}}$	$d_{\text{eff}}/d_{33}$	$C_{\chi^{(2)}}$
PhC*	$10^6$	$10^3$	1	1	0.03
Ring <sup>†</sup>	$10^7$	$10^7$	2000	$2/\pi$	0.1
Trapped <sup>‡</sup>	$10^7$	$10^7$	40	$2/\pi$	0.8

**Table S1.** Estimates of  $Q$ ,  $V$ , and cooperativity  $C_{\chi^{(2)}} = g/\kappa$  for a quadratic nonlinearity under competing confinement mechanisms. LiNbO<sub>3</sub>,  $\lambda = 1.55 \mu\text{m}$ . \*PhC cavities typically have  $\tilde{V} \sim 1$ . Tip cavities can in principle achieve deep-subwavelength volume with respect to atom-cavity coupling and the Kerr effect [S7, S8], but it is difficult to make  $\tilde{V}_{\text{sh}} \ll 1$  due to the weak divergence of the integrand in Eq. (S7). Note that  $\tilde{V}_{\text{sh}} \sim 1$  is a lower estimate, as poor mode overlap can greatly increase the effective volume. <sup>†</sup>Ring circumference 2 mm, loss  $\alpha = 3 \text{ dB/m}$  [S9]. <sup>‡</sup>Pulse of width 100 fs, loss  $\alpha = 3 \text{ dB/m}$ .

Reducing this to a singly-resonant cavity with field  $\hat{a}$ , we obtain  $\hat{H} = \omega \hat{a}^\dagger \hat{a} - \frac{1}{2} \chi \hat{a}^\dagger \hat{a}^\dagger \hat{a} \hat{a}$ , where

$$\chi = -\frac{3\hbar\omega^2}{4\epsilon_0} \int_* \chi : E^* E^* E E d^3\vec{x} = \frac{3\pi^2 \hbar c^2 \chi_{\text{eff}}}{n\epsilon_0 \lambda^5 \tilde{V}_{\text{rmk}}},$$

$$V_k = \left( n^4 \int_* \hat{\chi} : E^* E^* E E d^3\vec{x} \right)^{-1} \quad (\text{S11})$$

Here, as before,  $\hat{\chi} = \chi/\chi_{\text{eff}}$  is the normalized Kerr tensor. Given  $\kappa = 2\pi c/\lambda Q$ , the figure of merit for the Kerr cavity is:

$$\frac{\chi}{\kappa} = \frac{3\pi \hbar c \chi_{\text{eff}} Q_a}{2n\epsilon_0 \lambda^4 \tilde{V}_k} \quad (\text{S12})$$

Direct-gap III-V semiconductors such as AlGaAs and InGaP are promising platforms for  $\chi^{(3)}$  nonlinear optics given their relatively high nonlinear index, large index contrast permitting tight bending radii, and lack of two-photon absorption at telecom wavelengths [S10]. For AlGaAs at  $1.55 \mu\text{m}$  ( $n = 3.3$ ,  $\chi = 0.8 \text{ nm}^2/\text{V}^2$  [S11–S13]),  $\chi/\kappa \approx (7 \times 10^{-10}) Q_a/\tilde{V}_k$ . Table S1 compares the cooperativity of  $\chi^{(2)}$  and  $\chi^{(3)}$  mechanisms for the PhC, ring, and trapped-pulse situations.

Two factors favor wavelength-scale resonators in the Kerr case. First, only a single resonance is required, and singly-resonant PhC cavities can have very large  $Q$  factors. Second, the integrand in Eq. (S11) is proportional to  $|E|^4$  (as opposed to  $|E|^3$  in Eq. (S7)); this means that in tip-cavity structures with divergent field profiles [S7, S8], the integrand diverges more strongly, allowing smaller effective mode volumes. This, combined with the stronger volume dependence  $\chi/\kappa \sim V_k^{-1}$ , significantly favors PhC cavities, even though rings can be made smaller in  $\chi^{(3)}$  platforms such as silicon- or AlGaAs-on-insulator due to the higher index contrast. Despite these advantages, it is challenging to see a scenario in which the single-photon anharmonicity can be increased beyond 0.1, suggesting that doubly-resonant quadratic nonlinearities (or induced  $\chi^{(2)}$ , e.g. via electric [S14] or optical [S15] fields) are a more promising route to all-optical strong coupling.

	$Q_a$	$\tilde{V}_k$	$C_{\chi^{(3)}}$
PhC*	$10^6$	$10^{-2}$	0.07
Ring <sup>†</sup>	$10^7$	100	$7 \times 10^{-5}$
Trapped <sup>‡</sup>	$10^7$	40	$2 \times 10^{-4}$

**Table S2.** Estimates of  $Q$ ,  $V$ , and cooperativity  $C_{\chi^{(3)}} = \chi/\kappa$  for a Kerr nonlinearity under competing confinement mechanisms. AlGaAs,  $\lambda = 1.55 \mu\text{m}$ . \*Tip-cavity PhC engineered to have a deep-subwavelength volume [S7, S8]. <sup>†</sup>Ring circumference 100  $\mu\text{m}$ , loss  $\alpha = 3 \text{ dB/m}$  [S9]. <sup>‡</sup>Pulse of width 100 fs, loss  $\alpha = 3 \text{ dB/m}$ .

## S2. RING CAVITY AND NORMALIZATION

### S2A. Ring Cavity

Ring cavities enjoy cylindrical symmetry, so the eigenmodes, which can be found with separation of variables, integer angular quantum number (i.e. dependence  $E_m \sim e^{im\phi}$ ). Most rings are large enough that they can be modeled as waveguides that “wrap around” at length  $L = 2\pi R$ ; in this case, the axial variable is  $z \equiv R\phi$  and the transverse variables are  $x \equiv \rho - R$  and  $y$ . The modes  $E_{m,n}(\vec{x}) = L^{-1/2} E_{m,n}^\perp(x,y) e^{2\pi imz/L}$  are indexed by axial and transverse quantum numbers  $(m,n)$ . Due to phase-matching conditions, only a single transverse mode participates meaningfully in the dynamics, so to simplify the notation, we drop the transverse index  $n$  and the superscript  $\perp$  when writing  $E$ :  $E_{m,n}^\perp(x,y) \rightarrow E_m(x,y)$ .

The Hamiltonian takes the form of Eq. (S5), where the coupling elements are given by:

$$g_{m,np} = \sqrt{\frac{2\hbar\omega_m\omega_n\omega_p}{\epsilon_0 L}} \tilde{\pi}_{m-n-p} \int_* d : E_m^* E_n E_p dA \quad (\text{S13})$$

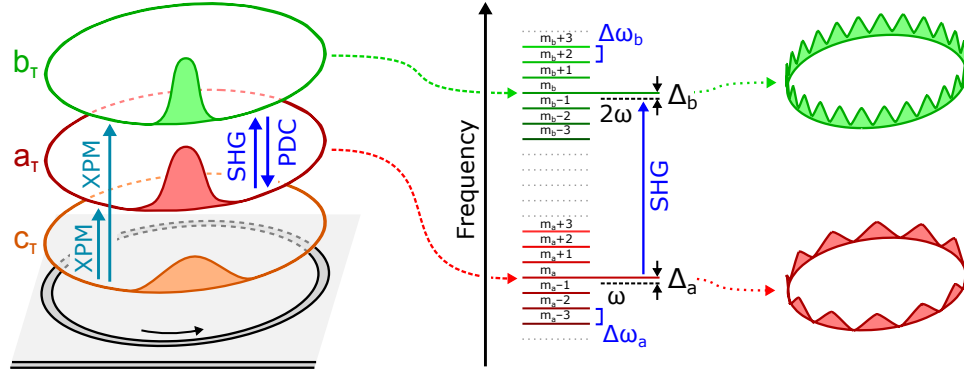
where the  $\tilde{\pi}_m$  are the Fourier series coefficients of the poling function  $\pi(z) : [0, L] \rightarrow \{-1, +1\}$ , defined as  $\tilde{\pi}_m = L^{-1} \int \pi(z) \cos(2\pi mz/L) dz$ . For modal phase-matching,  $\pi(z) = 1$  and  $\tilde{\pi}_m = \delta_{m0}$ . For quasi-phase matching with 50% duty cycle,  $\pi(z) = \text{sign}(\cos(2\pi sz/L))$ , where  $s \in \mathbb{Z}$  is the number of poling periods per circumference. The QPM factor works out to  $\tilde{\pi}_{\pm s} = 2/\pi$  (higher-order QPM processes are not relevant here).

Since the trapped pulses comprise many optical cycles, their bandwidth is narrow compared to the carrier frequency. In this case, we can use a two-band model that separates the FH ( $a_m$ ) and SH ( $b_m$ ), depicted in Fig. S1:

$$\begin{cases} \hat{a}_m = \hat{A}_{m_a+m}, & \hat{b}_m = \hat{A}_{m_b+m} \\ \omega_{a,m} = \omega_{m_a+m}, & \omega_{b,m} = \omega_{m_b+m} \end{cases} \quad (\text{S14})$$

In the two-band model, the pulses are narrow-band enough that the cross-sectional fields  $E_{a,m} \equiv E_{m+m_a}$ ,  $E_{b,m} \equiv E_{m+m_b}$  depend only weakly on index  $m$ ; we can therefore suppress the index  $E_{a,m} \rightarrow E_a$ ,  $E_{b,m} \rightarrow E_b$ . The cavity is poled to phase-match  $\hat{a}_0$  and  $\hat{b}_0$ , i.e.  $s = m_b - 2m_a$ . Under these assumptions, the Hamiltonian Eq. (S5) reduces to:

$$H = \sum_m (\omega_{a,m} \hat{a}_m^\dagger \hat{a}_m + \omega_{b,m} \hat{b}_m^\dagger \hat{b}_m) - \frac{r}{2\sqrt{T}} \sum_{mn} (\hat{b}_{m+n}^\dagger \hat{a}_m \hat{a}_n + \hat{b}_{m+n} \hat{a}_m^\dagger \hat{a}_n^\dagger) \quad (\text{S15})$$



**Fig. S1.** Pulses propagating along the ring resonator in the two-band model. Spectrum is divided into FH  $\hat{a}_m$  and SH  $\hat{b}_m$  modes, while the trap field is nonresonant.

where  $T = n_g L / c$  is the cavity repetition rate at a designated group velocity  $c / n_g$  (defined below), and

$$r = 2d_{\text{eff}} \sqrt{\frac{\hbar \omega^3 n_g}{\epsilon_0 c}} \int_* \hat{d} : E_b^* E_a E_a dA = \frac{4d_{\text{eff}}}{n^2} \sqrt{\frac{2\pi^3 n_g \hbar c^2}{\epsilon_0 \lambda^5 \tilde{A}_{\text{sh}}}} \quad (\text{S16})$$

is the parametric interaction strength. As in Sec. S1B, we define an effective mode area  $A_{\text{sh}} = |n^3 \int_* \hat{d} : E_b^* E_a E_a dA|^{-2}$ , where  $\tilde{A}_{\text{sh}} = A_{\text{sh}} / (\lambda / n)^2 \sim 1$  for high-index-contrast waveguides. We can relate  $r$  to the normalized SHG efficiency  $\eta_0$ , a value experimentally quoted for waveguides [S16–S19], as follows:

$$r = \sqrt{\frac{4\pi c^3 \hbar \eta_0}{\lambda n_g^2}} = v_g \sqrt{2\hbar \omega \eta_0},$$

$$\eta \equiv \frac{8\pi^2 Z_0 n_g^3 d_{\text{eff}}^2}{\lambda^2} \left| \int_* \hat{d} : E_b^* E_a E_a dA \right|^{-2} = \frac{8\pi^2 Z_0 n_g^3 d_{\text{eff}}^2}{\lambda^4 n^4 \tilde{A}_{\text{sh}}} \quad (\text{S17})$$

We perform a rotating-wave transformation to move into the co-propagating basis with designated carrier frequency  $\omega$  and repetition rate  $\Omega$  (which corresponds to group index  $n_g = 2\pi c / L\Omega$ ):  $\hat{a}_m \rightarrow e^{-i(\omega+m\Omega)t} \hat{a}_m$ ,  $\hat{b}_m \rightarrow e^{-i(2\omega+m\Omega)t} \hat{b}_m$ . The effect of this transformation is to shift the energy levels  $\omega_{a,m}, \omega_{b,m}$ :

$$\omega_{a,m} \rightarrow \omega_{a,m} - (\omega + \Omega t), \quad \omega_{b,m} \rightarrow \omega_{b,m} - (2\omega + \Omega t) \quad (\text{S18})$$

In the dispersion-engineered case, the FH and SH pulses travel at nearly-matched group velocities  $n_{a,g} \approx n_{b,g} \approx n_g$  and  $T$  is chosen as a corresponding average round-trip time. Specifically, for a given  $n_g = cT / L$ , define  $\Delta n_{u,g} = n_{u,g} - n_g$ . Up to quadratic order in dispersion, the resonance frequencies in the rotating frame are:

$$\omega_{u,m} = \omega_{u,0} - \frac{\Delta n_{u,g}}{n_g^2} \Omega m + \frac{\beta_{u,2} c}{2n_g} \Omega^2 m^2 \quad (\text{S19})$$

Finally, we perform a Fourier transform to convert the propagating fields  $\hat{a}_m, \hat{b}_m$  into a temporal basis, depending on the “fast time”  $\tau$ :

$$a(t, \tau) = \frac{1}{\sqrt{T}} \sum_m a_m(t) e^{2\pi i m \tau / T}, \quad b(t, \tau) = \frac{1}{\sqrt{T}} \sum_m b_m(t) e^{2\pi i m \tau / T} \quad (\text{S20})$$

These fields are normalized so that  $[a(t, \tau), a^\dagger(t, \tau')] = \delta(\tau - \tau')$ , etc., and are periodic in  $\tau$ . In the group-velocity matched case

$\Delta n_{u,g} = 0$ , the resulting Hamiltonian is:

$$\hat{H} = \frac{r}{2} \int d\tau \left( \hat{a}_\tau^{\dagger 2} \hat{b}_\tau + \hat{a}_\tau^2 \hat{b}_\tau^\dagger \right) + \sum_{u \in \{a,b\}} \int d\tau \hat{u}_\tau^\dagger \left( \omega_{u,0} + \frac{\beta_{u,2}}{2\beta_1} \partial_\tau^2 \right) \hat{u}_\tau, \quad (\text{S21})$$

Finally, we introduce the trapping field. This field is not resonant with the cavity, so it can be treated as an external  $\tau$ -dependent potential term in the Hamiltonian. This yields the final form of the Hamiltonian, which is given in Eq. (4) in the main text:

$$\hat{H} = \frac{r}{2} \int d\tau \left( \hat{a}_\tau^{\dagger 2} \hat{b}_\tau + \hat{a}_\tau^2 \hat{b}_\tau^\dagger \right) + \sum_{u \in \{a,b\}} \int d\tau \hat{u}_\tau^\dagger \left( \omega_{u,0} + \frac{\beta_{u,2}}{2\beta_1} \partial_\tau^2 + V_u(\tau) \right) \hat{u}_\tau, \quad (\text{S22})$$

where  $V_b(\tau) = 2V_a(\tau)$ .

## S2B. Normalization

In this section, we describe how we transform the dimensionful Hamiltonian (S22) of the  $\chi^{(2)}$ -nonlinear waveguide into a dimensionless form well suited for numerical simulation. Furthermore, nondimensionalization also allows us to extract essential dimensionless parameters which uniquely characterize the system dynamics. For simplicity, we assume here that both harmonics have equal group velocities and anomalous group velocity dispersions, but the following can readily be extended to handle more general cases.

First, we introduce characteristic fast and slow timescales  $t_c = (|\beta_{a,2}| / r^4 \beta_1)^{1/3}$  and  $\tau_c = (|\beta_{a,2}| / r \beta_1)^{2/3}$ , respectively. This allows us to rewrite the Hamiltonian as

$$\hat{H} = \frac{1}{t_c} \left\{ \frac{1}{2} \int d\tilde{\xi} \left( \hat{a}_{\tilde{\xi}}^{\dagger 2} \hat{b}_{\tilde{\xi}} + \hat{a}_{\tilde{\xi}}^2 \hat{b}_{\tilde{\xi}}^\dagger \right) + \int d\tilde{\xi} \hat{a}_{\tilde{\xi}}^\dagger \left( -\frac{1}{2} \partial_{\tilde{\xi}}^2 + \omega_{a,0} t_c + U(\tilde{\xi}) \right) \hat{a}_{\tilde{\xi}} + \int d\tilde{\xi} \hat{b}_{\tilde{\xi}}^\dagger \left( -\frac{\rho}{2} \partial_{\tilde{\xi}}^2 + \omega_{b,0} t_c + 2U(\tilde{\xi}) \right) \hat{b}_{\tilde{\xi}} \right\}, \quad (\text{S23})$$

where  $\tilde{\xi} = \tau / \tau_c$  is the normalized (dimensionless) fast-time coordinate,  $\rho = \beta_{b,2} / \beta_{a,2}$  is the ratio between the SH and FH GVDs, and  $U(\tilde{\xi}) = V_a(\tilde{\xi} \tau_c) t_c = \frac{1}{2} V_b(\tilde{\xi} \tau_c) t_c$  is the normalized potential. Note that these specific choices of  $t_c$  and  $\tau_c$  fix the

coefficients for the nonlinear coupling and the FH GVD to a canonical value of  $1/2$ .

Next, we move to a rotating frame of the FH via the operator mappings  $\hat{a} \mapsto e^{-i\omega_{a,0}t}\hat{a}$  and  $\hat{b} \mapsto e^{-2i\omega_{a,0}t}\hat{b}$ , after which we obtain

$$\hat{H} = \frac{1}{t_c} \left\{ \frac{1}{2} \int d\tilde{\zeta} \left( \hat{a}_{\tilde{\zeta}}^{\dagger 2} \hat{b}_{\tilde{\zeta}} + \hat{a}_{\tilde{\zeta}}^{\dagger} \hat{b}_{\tilde{\zeta}}^{\dagger} \right) + \int d\tilde{\zeta} \hat{a}_{\tilde{\zeta}}^{\dagger} \left( -\frac{1}{2} \partial_{\tilde{\zeta}}^2 + U(\tilde{\zeta}) \right) \hat{a}_{\tilde{\zeta}} \right. \\ \left. + \int d\tilde{\zeta} \hat{b}_{\tilde{\zeta}}^{\dagger} \left( \delta - \frac{\rho}{2} \partial_{\tilde{\zeta}}^2 + 2U(\tilde{\zeta}) \right) \hat{b}_{\tilde{\zeta}} \right\}, \quad (\text{S24})$$

where we have introduced the normalized phase mismatch  $\delta = (\omega_{b,0} - 2\omega_{a,0})t_c$ . At this point, we note that Eq. (S24) has only three dimensionless quantities that nontrivially determine the system dynamics, i.e.,  $U$ ,  $\delta$ , and  $\rho$ . As a result, two systems with identical  $U$ ,  $\delta$ , and  $\rho$  after normalization exhibit quantum dynamics that are equivalent up to simple rescalings of the two time coordinates.

As a further simplification, we consider in the main text a sech-shaped trap  $V_a(\tau) = V_b(\tau)/2 = -(|\beta_{a,2}|/\beta_1\tau_0^2) \text{sech}^2(\tau/\tau_0)$  with zero phase-mismatch  $\omega_{b,0} - 2\omega_{a,0} = 0$  and  $\beta_{a,2} = \beta_{b,2}/2$ , which in dimensionless form corresponds to  $U(\tilde{\zeta}) = -\xi_0^{-2} \text{sech}^2(\tilde{\zeta}/\xi_0)$ ,  $\delta = 0$ , and  $\rho = 2$ . As a result, the normalized trap width  $\xi_0 = \tau_0/\tau_c$  is left as the sole parameter which uniquely determines the system dynamics. In particular,  $\xi_0$  determines the ratio between the characteristic energy gap  $\Delta = \Delta_a$  and the nonlinear coupling between the bound mode  $g$  via the reciprocal relationship

$$\frac{\Delta}{g} = \frac{2\sqrt{2}}{\pi} \xi_0^{-3/2}, \quad (\text{S25})$$

which indicates that we can also equivalently use  $\Delta/g$  to uniquely characterize the system dynamics.

### S3. NUMERICAL SIMULATION OF THE QUANTUM PULSE PROPAGATION

In general, full quantum simulations of the pulse propagation dynamics can be readily performed by leveraging techniques such as matrix product states [S20] or supermode expansion [S21], especially when written in the dimensionless form introduced in Sec. S2.

However, in this work, we are primarily concerned with quantum pulses containing only up to two FH or one SH photons, which can be more directly and concisely captured using a wavefunction of the general form

$$|\varphi(t/t_c)\rangle = \left( P + \int d\tilde{\zeta} Q_{\tilde{\zeta}} \hat{a}_{\tilde{\zeta}}^{\dagger} + \int d\tilde{\zeta} S_{\tilde{\zeta}} \hat{b}_{\tilde{\zeta}}^{\dagger} \right. \\ \left. + \int d\tilde{\zeta}_1 d\tilde{\zeta}_2 R_{\tilde{\zeta}_1, \tilde{\zeta}_2} \hat{a}_{\tilde{\zeta}_1}^{\dagger} \hat{a}_{\tilde{\zeta}_2}^{\dagger} \right) |0\rangle. \quad (\text{S26})$$

The time evolution of the wavefunction under Eq. (S24) can then be shown to obey  $\frac{\partial P}{\partial(t/t_c)} = 0$  and

$$i \frac{\partial Q_{\tilde{\zeta}}}{\partial(t/t_c)} = \left( -\frac{1}{2} \partial_{\tilde{\zeta}}^2 + U(\tilde{\zeta}) \right) Q_{\tilde{\zeta}} \\ i \frac{\partial S_{\tilde{\zeta}}}{\partial(t/t_c)} = \left( \delta - \frac{\rho}{2} \partial_{\tilde{\zeta}}^2 + 2U(\tilde{\zeta}) \right) S_{\tilde{\zeta}} + R_{\tilde{\zeta}, \tilde{\zeta}}(t) \\ i \frac{\partial R_{\tilde{\zeta}_1, \tilde{\zeta}_2}}{\partial(t/t_c)} = \left( -\frac{\partial_{\tilde{\zeta}_1}^2 + \partial_{\tilde{\zeta}_2}^2}{2} + U(\tilde{\zeta}_1) + U(\tilde{\zeta}_2) \right) R_{\tilde{\zeta}_1, \tilde{\zeta}_2} + \frac{1}{2} \delta(\tilde{\zeta}_1 - \tilde{\zeta}_2) S_{\tilde{\zeta}_1}, \quad (\text{S27})$$

which can be efficiently integrated, e.g., by split-step Fourier methods.

### S4. TEMPORAL SUPERMODES FOR PULSED QUANTUM GATE OPERATIONS

In discussing quantum gate operations with photonic qubits, it is often implicitly assumed that the computational mode of the qubit is static and well defined for all time, and this is often the case in single-mode quantum systems such as microring resonators or photonic crystal cavities. For a multimode pulsed system, however, computational modes can take the form of any collective excitation  $\int d\tau \Psi(\tau) \hat{a}_{\tau}$ , so a complete description of a quantum gate must include not only the gate Hamiltonian but also the specification of both the input and output computational modes,  $\hat{a}_{\text{in/out}} = \int d\tau \Psi_{\text{in/out}}^*(\tau) \hat{a}_{\tau}$ . In the presence of dispersion, we generically require  $\hat{a}_{\text{out}} \neq \hat{a}_{\text{in}}$  even for a linear gate operation, and failure to choose an appropriate mode for the output can lead to loss of photons and hence fidelity. Of course, for a linear gate operation, one can always compute the correct output mode given the input mode using a linear scattering formalism, but this approach does not work for a nonlinear gate governed by a nonlinear multimode Hamiltonian. In this latter case, the problem devolves into numerical optimization of the input and output waveforms  $\Psi_{\text{in/out}}(\tau)$ , and even then, it is not guaranteed that there exists any input/output mode pair which allows for unit gate fidelity.

For the Kerr-phase gate, the intended action of the gate can be explicitly written in terms of photons in the input and output modes as

$$\hat{U}_{\pi} [c_0 |0_{\text{in}}\rangle + c_1 |1_{\text{in}}\rangle + c_2 |2_{\text{in}}\rangle] = c_0 |0_{\text{out}}\rangle + c_1 |1_{\text{out}}\rangle - c_2 |2_{\text{out}}\rangle, \quad (\text{S28})$$

where  $|n_{\text{in/out}}\rangle = \frac{1}{\sqrt{n!}} \hat{a}_{\text{in/out}}^{\dagger n} |0\rangle$  is the  $n$ -photon Fock state of the input/output mode. We also denote signal waveforms at intermediate times as  $\Psi_a(\tau, t)$ , so, for example, we have  $\Psi_{\text{in}}(\tau) = \Psi_a(\tau, 0)$  and  $\Psi_{\text{out}}(\tau) = \Psi_a(\tau, t_{\pi})$ . Here, our aim is, by choosing appropriate input/output waveforms, to implement  $\hat{U}_{\pi}$  as faithfully as possible given the fixed action of the waveguide  $e^{-i\hat{H}t_{\pi}}$ . For this purpose, a reasonable approach would be to ensure at least perfect gate operation on the single-photon input, i.e., to fix the output mode according to

$$|1_{\text{out}}\rangle = e^{-i\hat{H}t_{\pi}} |1_{\text{in}}\rangle, \quad (\text{S29})$$

which can be realized when  $\Psi_a(\tau, t)$  is taken as the solution to

$$i\partial_t \Psi_a = \hat{G}_a \Psi_a. \quad (\text{S30})$$

In this case, since the vacuum part evolves trivially, the only possible source of gate error is the action of  $e^{-i\hat{H}t_{\pi}}$  on the two-photon part  $|2_{\text{in}}\rangle$ , which can be characterized, e.g., by an error measure  $\mathcal{D} = \| |\psi_{\text{out}}\rangle + |2_{\text{out}}\rangle \| = \sqrt{2(1 + \text{Re}\langle \psi_{\text{out}} | 2_{\text{out}} \rangle)}$  with  $|\psi_{\text{out}}\rangle = e^{-i\hat{H}t_{\pi}} |2_{\text{in}}\rangle$ .

A natural way to fulfill Eq. (S30) is to set the input (and output) waveform to be an eigenmode of  $\hat{G}_a^{(a)}$ . In the absence of a temporal trap, however, these eigenmodes correspond to monochromatic cavity modes with weak nonlinearity due to their large mode volumes. Thus, we are motivated to consider nonstationary, pulsed solutions to Eq. (S30) in order to increase the nonlinear coupling. To be concrete, we consider Gaussian

waveforms which solve Eq. (S30) as  $\Psi_a(\tau, t) = e^{-i\omega_{a,0}t}\Psi_g(\tau, t - t_g)$  with

$$\Psi_g(\tau, t - t_g) = \pi^{-1/4} \sqrt{\frac{\tau_g/\tau_c}{\tau_g^2/\tau_c^2 + i(t - t_g)/t_c}} \times \exp\left(-\frac{\tau^2/\tau_c^2}{2(\tau_g^2/\tau_c^2 + i(t - t_g)/t_c)}\right). \quad (\text{S31})$$

Here,  $\tau_g$  is the pulse width, and  $t_g$  characterizes the initial chirp, which we set to  $t_g = t_\pi/2$  to minimize the maximum chirp during the gate operation. Where needed in the main text, we can similarly take the corresponding SH mode to be  $\Psi_b(\tau, t) = e^{-i\omega_{b,0}t}\Psi_g(\tau, \rho(t - t_g))$  with  $\rho = \beta_{b,2}/\beta_{a,2}$ .

As described above, the gate error of this pulsed Kerr-phase gate is limited by its error acting on  $|2_{\text{in}}\rangle$ . Therefore, we present in Fig. S2 the error  $\mathcal{D}$  for the input state  $|2_{\text{in}}\rangle$  as a function of the gate time  $t_\pi$  and pulse width  $\tau_g$ . While we do observe a slow improvement of the gate performance at longer gate times, perfect gate operation appears far from achievable. These gate errors are induced by undesired multimode nonlinear interactions with orthogonal modes, underscoring the challenges inherent to a traveling-pulse implementation of a nonlinear quantum gate. It is also worth mentioning that there exists a trade-off between the maximum temporal confinement and the rate of pulse dispersion in Eq. (S31) (i.e., pulses with smaller width disperse faster), making it difficult to simultaneously achieve large temporal confinement and long interaction time.

On the other hand, in the presence of a temporal trap, we can take  $\Psi_a$  to be a localized (bound) eigenmode of  $\hat{G}_a$ , which naturally leverages temporal confinement to enhance the nonlinear coupling. To see that this choice of  $\Psi_a$  can realize effective single-mode dynamics and high-fidelity gate operations, let us consider the set of eigenmodes given by (for  $u \in \{a, b\}$ )

$$\hat{u}_m(t) = \int d\tau e^{i\lambda_{u,m}t} \Psi_{u,m}^*(\tau) \hat{u}_\tau, \quad (\text{S32})$$

where  $\lambda_{u,m}$  and  $\Psi_{u,m}(\tau)$  are the eigenvalue and the eigenmode of Eq. (5) in the main text, respectively. The Hamiltonian Eq. (4) of the main text rewritten in terms of these eigenmodes is

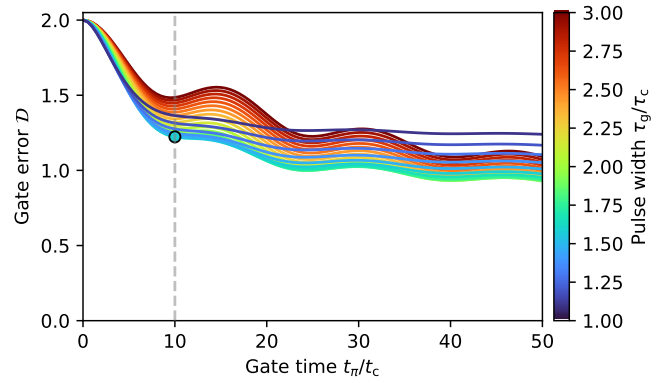
$$\hat{H} = \sum_{\ell mn} \frac{g_{\ell mn}}{2} e^{i\delta_{\ell mn}t} \hat{a}_m^\dagger(t) \hat{a}_n^\dagger(t) \hat{b}_\ell(t) + \text{H.c.} \quad (\text{S33})$$

with a nonlinear coupling tensor

$$g_{\ell mn} = r \int d\tau \Psi_{b,\ell}^*(\tau) \Psi_{a,m}(\tau) \Psi_{a,n}(\tau) \quad (\text{S34})$$

and a phase-mismatch tensor  $\delta_{\ell mn} = \lambda_{b,n} - \lambda_{a,\ell} - \lambda_{a,m}$ . In the presence of a deep enough trap, we can realize  $|\delta_{\ell mn}/g_{\ell mn}| \gg 1$ , which strongly suppresses the nonlinear coupling unless special care is taken to make the process resonant.

Specifically, with a temporal trap of the form  $V_a(\tau) = V_b(\tau)/2 = -(|\beta_{a,2}|/\beta_1\tau_0^2)\text{sech}^2(\tau/\tau_0)$  and  $\rho = 2$  considered in the main text, we have  $\Psi_{a,0} = \Psi_{b,0} = (2\tau_0)^{-1/2} \text{sech}(\tau/\tau_0)$  with a characteristic energy gap of  $\Delta = \Delta_a = |\beta_{a,2}|/2\beta_1\tau_0^2$ . By setting  $\omega_{b,0} - 2\omega_{a,0} = 0$ , we can set  $\delta_{000} = 0$  which brings the nonlinear interaction between fundamental eigenmodes (i.e., between the computational modes) to resonance. At the same time, leakage of photons from the computational modes are mediated by couplings of the form  $g_{\ell 00}$  and  $g_{0mn}$ , and it can be shown that  $|\delta_{\ell 00}|$  and  $|\delta_{0mn}|$  are lower bounded by  $\Delta$ , thus suppressing leakage when  $\Delta$  is large. As a result, photons are confined in the



**Fig. S2.** Gate performance of a Kerr-phase gate  $\hat{U}_\pi$  implemented using Gaussian pulses shown for various gate times  $t_\pi$  and pulse widths  $\tau_g$ . The gate error is measured as the distance  $\mathcal{D}$  between the output state  $|\psi_{\text{out}}\rangle = e^{-i\hat{H}t_\pi} |2_{\text{in}}\rangle$  and the target state  $|2_{\text{out}}\rangle$ . The solid circle represents the gate implementation with  $\tau_g/\tau_c = 1.5$  that maximizes the performance for a gate time of  $t_\pi/t_c = 10$ . We assume  $\omega_{b,0} - 2\omega_{a,0} = 0$  and  $\beta_{a,2} = \beta_{b,2}/2$  for the simulation, and the system size  $T$  is taken large enough compared to the pulse width  $\tau_g$  such that there is no boundary effect.

fundamental supermodes, where they experience single-mode dynamics described by an effective Hamiltonian

$$\hat{H} \approx \frac{g}{2} (\hat{a}^2 \hat{b}^\dagger + \hat{a}^{\dagger 2} \hat{b}), \quad (\text{S35})$$

where we identify  $g = g_{000} = \pi r/4\sqrt{2\tau_0}$ ,  $\hat{a} = \hat{a}_0$ , and  $\hat{b} = \hat{b}_0$ . As shown in the main text, the quantum dynamics under Eq. (S35) can be used to implement a high-fidelity Kerr-phase gate.

The emergence of the single-mode dynamics in the presence of a temporal trap is a generic phenomena and does not depend on the particular shape of the potential. For instance, under a more generic potential  $V_a(\tau) = V_b(\tau)/2 = -\alpha(|\beta_{a,2}|/\beta_1\tau_0^2)\text{sech}^2(\tau/\tau_0)$  and a dispersion  $\rho = \beta_{2,b}/\beta_{2,b}$ , we have [S22]

$$\Psi_{a,0} = c_a \text{sech}^{q_a}(\tau/\tau_0) \quad \Psi_{b,0} = c_b \text{sech}^{q_b}(\tau/\tau_0), \quad (\text{S36})$$

where  $c_u$  are normalization constants, and  $q_a$  and  $q_b$  are given as positive solutions of equations  $q_a(q_a + 1)/2 = \alpha$  and  $q_b(q_b + 1)/2 = 2\alpha/\rho$ , respectively (Notice that  $\alpha = 1$  and  $\rho = 2$  corresponds to the case discussed in the main text). When the phase-mismatch is set to  $\omega_{b,0} - 2\omega_{a,0} = (|\beta_{b,2}|q_b^2 - 2|\beta_{a,2}|q_a^2)/2\tau_0^2\beta_1$ , the system Hamiltonian effectively reduces to the form Eq. (S35) with

$$g = \frac{r}{\pi^{1/4}\sqrt{\tau_0}} \frac{\Gamma(q_a + 1/2)\Gamma(q_a + q_b/2)\Gamma^{1/2}(q_b + 1/2)}{\Gamma^2(q_a)\Gamma(q_a + q_b/2 + 1/2)\Gamma^{1/2}(q_b)}, \quad (\text{S37})$$

where  $\Gamma(x)$  is the Gamma function.

## S5. NONLINEAR COUPLING LITERATURE COMPARISON

In this section, we derive expressions relating the nonlinear coupling  $g$  in the quantum model (Eq. (2) in the main text) to experimentally measurable parameters, e.g., the normalized SHG conversion efficiency and the threshold power for optical parametric oscillation. These formulas are used to estimate the

figure of merit  $g/\kappa$  from devices presented in the literature. For the following, we consider a phase-matched  $\chi^{(2)}$  resonator with a Hamiltonian  $\hat{H} = \frac{1}{2}g(\hat{a}^{\dagger 2}\hat{b} + \hat{a}^2\hat{b}^{\dagger})$  (analogous to Eq. (S35)), where we explicitly denote the reduced Planck constant by  $\hbar$ . For both harmonics ( $u \in \{a, b\}$ ), we denote the intrinsic and outcoupling decay rates by  $\kappa_{u,\text{int}}$  and  $\kappa_{u,\text{oc}}$ , respectively.

We first consider resonant SHG pumped by an external FH drive with power  $P_{\text{in}}^{(a)}$ , which can be modeled by a Hamiltonian term  $\hbar\epsilon_a(\hat{a} + \hat{a}^{\dagger})$  with  $\epsilon_a = \sqrt{2\kappa_{a,\text{oc}}P_{\text{in}}/\hbar\omega_{a,0}}$ . Under c-number substitution  $\hat{a} \mapsto \alpha$  and  $\hat{b} \mapsto \beta$ , the classical dynamics of the fields follow

$$i\partial_t\alpha = g\alpha^*\beta - i\kappa_a\alpha + \epsilon_a, \quad i\partial_t\beta = \frac{g}{2}\alpha^2 - i\kappa_b\beta, \quad (\text{S38})$$

where  $\kappa_u = \kappa_{u,\text{int}} + \kappa_{u,\text{oc}}$  is the total loss rate. In the undepleted-pump regime, the steady-state populations are

$$|\alpha|^2 = \frac{\epsilon_a^2}{\kappa_a^2}, \quad |\beta|^2 = \frac{g^2}{4} \frac{|\alpha|^4}{\kappa_b^2}. \quad (\text{S39})$$

Using the steady-state values, we can relate the normalized SHG conversion efficiency  $\eta_{\text{norm}} = P_{\text{out}}/P_{\text{in}}^2$  with the output SH power  $P_{\text{out}} = 2\hbar\omega_{b,0}\kappa_{b,\text{oc}}|\beta|^2$  to the coupling coefficient  $g$  as

$$\eta_{\text{norm}} = \frac{4g^2}{\hbar\omega_{a,0}} \frac{\kappa_{b,\text{oc}}}{\kappa_b^2} \left( \frac{\kappa_{a,\text{oc}}}{\kappa_a^2} \right)^2. \quad (\text{S40})$$

More general expressions for  $\eta_{\text{norm}}$  in the case of the finite phase mismatch can be found in Ref. [S23].

Next, let us consider the scenario where the cavity is pumped by an external SH drive with power  $P_{\text{in}}$ . When the pump power is larger than some threshold value  $P_{\text{th}}$ , the system undergoes optical parametric oscillation (OPO). The external SH drive can be modeled by a Hamiltonian term  $\hbar\epsilon_b(\hat{b} + \hat{b}^{\dagger})$  with  $\epsilon_b = \sqrt{2\kappa_{b,\text{oc}}P_{\text{in}}/\hbar\omega_{b,0}}$ , leading to classical equation of motions

$$i\partial_t\alpha = g\alpha^*\beta - i\kappa_a\alpha \quad i\partial_t\beta = \frac{g}{2}\alpha^2 - i\kappa_b\beta + \epsilon_b. \quad (\text{S41})$$

The steady-state population of the FH mode takes a finite value under the condition

$$P_{\text{in}} \geq \frac{\hbar\omega_{b,0}\kappa_a^2\kappa_b^2}{g^2\kappa_{b,\text{oc}}} = P_{\text{th}}, \quad (\text{S42})$$

which defines the OPO threshold power  $P_{\text{th}}$ . In particular, at critical coupling where  $\kappa_{u,\text{int}} = \kappa_{u,\text{oc}}$ , we have  $P_{\text{th}} = 2\hbar\omega_{b,0}\kappa_a^2\kappa_b/g^2$ . Alternatively, some experimental results are reported in terms of the ‘‘SHG saturation power’’ related to the OPO threshold by  $P_{\text{sat}} = 4P_{\text{th}}$  [S24], which also allows us to calculate  $g$  based on measurements of  $P_{\text{sat}}$  [S25, S26].

## REFERENCES

- [S1] P. D. Drummond, ‘‘Electromagnetic quantization in dispersive inhomogeneous nonlinear dielectrics,’’ *Phys. Rev. A* **42**, 6845 (1990).
- [S2] M. G. Raymer, ‘‘Quantum theory of light in a dispersive structured linear dielectric: a macroscopic Hamiltonian tutorial treatment,’’ *J. Mod. Opt.* **67**, 196–212 (2020).
- [S3] N. Quesada and J. E. Sipe, ‘‘Why you should not use the electric field to quantize in nonlinear optics,’’ *Opt. Lett.* **42**, 3443–3446 (2017).
- [S4] A. Rodriguez, M. Soljačić, J. D. Joannopoulos, and S. G. Johnson, ‘‘ $\chi^{(2)}$  and  $\chi^{(3)}$  harmonic generation at a critical power in inhomogeneous doubly resonant cavities,’’ *Opt. Express* **15**, 7303–7318 (2007).
- [S5] J. D. Joannopoulos, S. G. Johnson, J. N. Winn, and R. D. Meade, *Photonic crystals* (Princeton university press, 2011).
- [S6] R. W. Boyd, *Nonlinear Optics, 3rd edition* (Academic Press, 2008).
- [S7] S. Hu and S. M. Weiss, ‘‘Design of photonic crystal cavities for extreme light concentration,’’ *ACS Photonics* **3**, 1647–1653 (2016).
- [S8] H. Choi, M. Heuck, and D. Englund, ‘‘Self-similar nanocavity design with ultrasmall mode volume for single-photon nonlinearities,’’ *Phys. Rev. Lett.* **118**, 223605 (2017).
- [S9] M. Zhang, C. Wang, R. Cheng, A. Shams-Ansari, and M. Lončar, ‘‘Monolithic ultra-high-Q lithium niobate microring resonator,’’ *Optica* **4**, 1536–1537 (2017).
- [S10] M. Pu, L. Ottaviano, E. Semenova, and K. Yvind, ‘‘Efficient frequency comb generation in algaas-on-insulator,’’ *Optica* **3**, 823–826 (2016).
- [S11] J. J. Wathen, P. Apiratikul, C. J. Richardson, G. A. Porkolab, G. M. Carter, and T. E. Murphy, ‘‘Efficient continuous-wave four-wave mixing in bandgap-engineered algaas waveguides,’’ *Opt. Letters* **39**, 3161–3164 (2014).
- [S12] C. Lacava, V. Pusino, P. Minzioni, M. Sorel, and I. Cristiani, ‘‘Nonlinear properties of algaas waveguides in continuous wave operation regime,’’ *Opt. Express* **22**, 5291–5298 (2014).
- [S13] K. Dolgaleva, W. C. Ng, L. Qian, J. S. Aitchison, M. C. Camasta, and M. Sorel, ‘‘Broadband self-phase modulation, cross-phase modulation, and four-wave mixing in 9-mm-long algaas waveguides,’’ *Opt. Letters* **35**, 4093–4095 (2010).
- [S14] E. Timurdogan, C. V. Poulton, M. J. Byrd, and M. R. Watts, ‘‘Electric field-induced second-order nonlinear optical effects in silicon waveguides,’’ *Nat. Photon.* **11**, 200–206 (2017).
- [S15] N. K. Langford, S. Ramelow, R. Prevedel, W. J. Munro, G. J. Milburn, and A. Zeilinger, ‘‘Efficient quantum computing using coherent photon conversion,’’ *Nature* **478**, 360–363 (2011).
- [S16] K. R. Parameswaran, R. K. Route, J. R. Kurz, R. V. Roussev, M. M. Fejer, and M. Fujimura, ‘‘Highly efficient second-harmonic generation in buried waveguides formed by annealed and reverse proton exchange in periodically poled lithium niobate,’’ *Opt. Lett.* **27**, 179–181 (2002).
- [S17] S. Kurimura, Y. Kato, M. Maruyama, Y. Usui, and H. Nakajima, ‘‘Quasi-phase-matched adhered ridge waveguide in LiNbO<sub>3</sub>,’’ *Appl. Phys. Lett.* **89**, 191123 (2006).
- [S18] C. Wang, C. Langrock, A. Marandi, M. Jankowski, M. Zhang, B. Desiatov, M. M. Fejer, and M. Lončar, ‘‘Ultrahigh-efficiency wavelength conversion in nanophotonic periodically poled lithium niobate waveguides,’’ *Optica* **5**, 1438–1441 (2018).
- [S19] T. Park, H. S. Stokowski, V. Ansari, T. P. McKenna, A. Y. Hwang, M. M. Fejer, and A. H. Safavi-Naeini, ‘‘High efficiency second harmonic generation of blue light on thin film lithium niobate,’’ *Opt. Lett.* **47**, 2706–2709 (2022).
- [S20] R. Yanagimoto, E. Ng, L. G. Wright, T. Onodera, and H. Mabuchi, ‘‘Efficient simulation of ultrafast quantum nonlinear optics with matrix product states,’’ *Optica* **8**, 1306–1315 (2021).
- [S21] R. Yanagimoto, E. Ng, A. Yamamura, T. Onodera, L. G. Wright, M. Jankowski, M. M. Fejer, P. L. McMahon, and H. Mabuchi, ‘‘Onset of non-Gaussian quantum physics in pulsed squeezing with mesoscopic fields,’’ *Optica* **9**, 379 (2022).
- [S22] J. T. Manassah, ‘‘Ultrafast solitary waves sustained through induced phase modulation by a copropagating pump,’’ *Opt. Lett.* **15**, 670–672 (1990).
- [S23] J. Lu, M. Li, C.-L. Zou, A. Al Sayem, and H. X. Tang, ‘‘Towards 1% single photon nonlinearity with periodically-poled lithium niobate microring resonators,’’ *Optica* **7**, 1654–1659 (2020).
- [S24] J. U. Fürst, D. V. Strekalov, D. Elser, A. Aiello, U. L. Andersen, C. Marquardt, and G. Leuchs, ‘‘Low-Threshold Optical Parametric Oscillations in a Whispering Gallery Mode Resonator,’’ *Phys. Rev. Lett.* **105**, 263904 (2010).
- [S25] J. U. Fürst, D. V. Strekalov, D. Elser, M. Lassen, U. L. Andersen, C. Marquardt, and G. Leuchs, ‘‘Naturally Phase-Matched Second-Harmonic Generation in a Whispering-Gallery-Mode Resonator,’’ *Phys. Rev. Lett.* **104**, 153901 (2010).
- [S26] V. S. Ilchenko, A. A. Savchenkov, A. B. Matsko, and L. Maleki, ‘‘Nonlinear optics and crystalline whispering gallery mode cavities,’’ *Phys. Rev. Lett.* **92**, 043903 (2004).