








## When Do Stars Go Boom?

HARVEY B. RICHER <sup>1</sup>, ROGER COHEN <sup>2</sup>, ILARIA CAIAZZO <sup>3</sup>, JEFFREY CUMMINGS <sup>4</sup>, PAUL GOUDFROOIJ <sup>5</sup>,  
BRADLEY M. S. HANSEN <sup>6</sup>, JEREMY HEYL <sup>1</sup>, MOLLY PEEPLES <sup>7</sup>, JASON KALIRAI <sup>8</sup>, PIER-EMMANUEL TREMBLAY <sup>9</sup>,  
AND BENJAMIN WILLIAMS <sup>10</sup>

<sup>1</sup>*Department of Physics and Astronomy, University of British Columbia, Vancouver, BC V6T 1Z1, Canada*

<sup>2</sup>*Space Telescope Science Institute and Rutgers University*

<sup>3</sup>*TAPIR, Walter Burke Institute for Theoretical Physics, Mail Code 350-17, Caltech, Pasadena, CA 91125, USA*

<sup>4</sup>*Department of Astronomy, Indiana University, 727 E 3rd Street, Bloomington, In 47405, USA*

<sup>5</sup>*Space Telescope Science Institute, Baltimore, Maryland, 21218 USA*

<sup>6</sup>*Mani. L. Bhaumik Institute for Theoretical Physics and Astronomy, University of California, Los Angeles, CA, 90095*

<sup>7</sup>*Space Telescope Science Institute and Johns Hopkins University, Baltimore, Maryland, USA*

<sup>8</sup>*Applied Physics Laboratories, Johns Hopkins University, Baltimore, Maryland, USA*

<sup>9</sup>*Department of Physics, University of Warwick, Coventry, CV4 7AL, UK*

<sup>10</sup>*Department of Astronomy, University of Washington, Seattle, Washington 98195-1580, USA*

(Received March 7, 2022; Revised —; Accepted —)

Submitted to The Astrophysical Journal Letters

### ABSTRACT

The maximum mass of a star that can produce a white dwarf (WD) is an important astrophysical quantity. One of the best approaches to establishing this limit is to search for WDs in young star clusters in which only massive stars have had time to evolve and where the mass of the progenitor can be established from the cooling time of the WD together with the age of the cluster. Searches in young Milky Way clusters have not thus far yielded WD members more massive than about  $1.1 M_{\odot}$ , well below the Chandrasekhar mass of  $1.38 M_{\odot}$ , nor progenitors with masses in excess of about  $6 M_{\odot}$ . However, the hunt for potentially massive WDs that escaped their cluster environs is yielding interesting candidates. To expand the cluster sample further, we used HST to survey four young and massive star clusters in the Magellanic Clouds for bright WDs that could have evolved from stars as massive as  $10 M_{\odot}$ . We located five potential WD candidates in the oldest of the four clusters examined, the first extragalactic single WDs thus far discovered. As these hot WDs are very faint at optical wavelengths, final confirmation will likely have to await spectroscopy with 30-metre class telescopes.

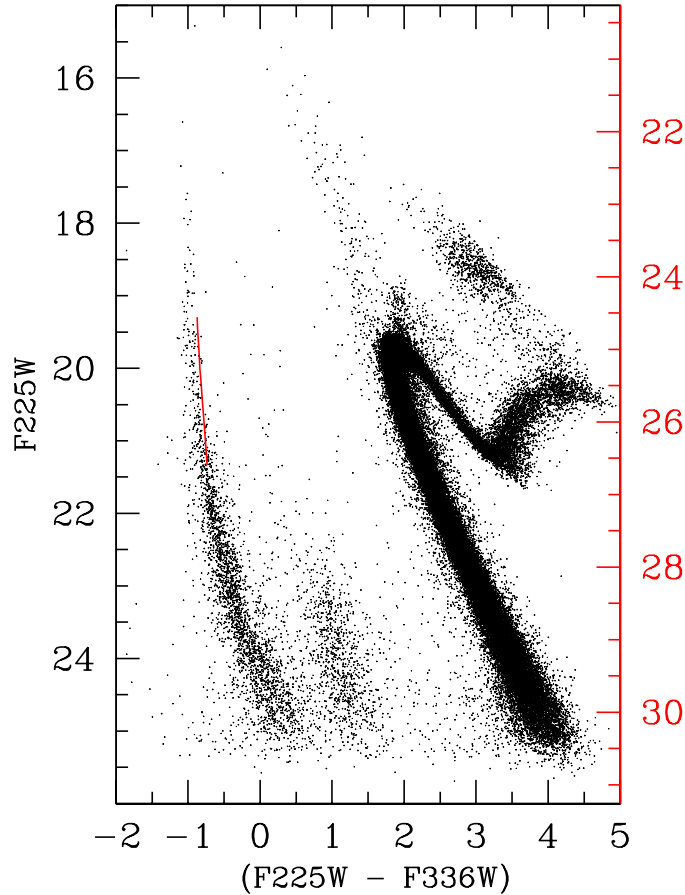
**Keywords:** stars: clusters – massive – supernovae – white dwarfs – Galaxy: young clusters–Magellanic Clouds

### 1. INTRODUCTION

The maximum mass of a stable white dwarf (WD) has a widely accepted value of about  $1.38 M_{\odot}$  (Nomoto 1987); the maximum mass of a WD progenitor, however, is much more contentious. Theory suggests this value should be around  $8 M_{\odot}$  (Weidemann & Koester 1983), but for this limit to hold, the observed type II supernovae (SNe) rate should be much higher than currently observed (Horiuchi et al. 2011). This dearth of observed type II SNe may point to a higher maximum mass, with some theoretical initial mass functions suggesting a maximum progenitor mass closer to  $12 M_{\odot}$  (e.g. Kroupa & Weidner 2003). Better constraining this limit is important as it has a profound impact on

a number of astrophysical quantities, including, but not limited to, the formation rates of compact objects and the metal enrichment rates of galaxies.

To probe this limit, we have been searching for massive WDs that are members of young open star clusters (Richer et al. 2019; Caiazzo et al. 2020; Richer et al. 2021; Miller et al. 2021; Heyl et al. 2021a,b). Identifying massive WDs in young clusters is a requirement as it allows us to use the WD cooling age together with the cluster age to estimate the WD’s progenitor mass. The breadth of modern stellar surveys greatly expands our ability to search for these objects; in particular, the precise parallaxes and proper motions measured by the Gaia survey (Gaia Collaboration et al. 2016) allow us to select high-confidence cluster members using only astrometry and photometry. Recently, a wide search for massive WDs in young clusters (Richer et al. 2021) identified new young and high-mass WDs as cluster members, but failed to identify any WDs with masses in excess of  $1.1 M_{\odot}$  or WDs with progenitors over  $6.2 M_{\odot}$ , leaving a gap in the high-mass region of the WD initial-final mass relation.



**Figure 1.** Observed colour-magnitude diagram of the globular cluster 47 Tucanae in the WFC3 filters F225W-F336W. The left y-axis (apparent F225W magnitude) is for 47 Tuc itself while the right y-axis moves the cluster to the distance of the LMC. The red line is a  $1.0 M_{\odot}$  WD cooling sequence for WDs in the LMC for temperatures from 100,000 K - 30,000 K and illustrates that in these filters it should be possible to detect hot WDs at the distance of the LMC. The feature between the 47 Tuc WDs and the main sequence of the cluster is the upper main sequence of the LMC.

As the most massive WDs are the first WDs produced in a cluster, and since escape velocities in open clusters are quite small, the missing massive WDs might have escaped their host clusters. Open clusters are in fact known to be deficient in WDs (Fellhauer et al. 2003), and this deficit is thought to occur from WDs receiving a natal velocity kick of about 1 km/s at birth (see El-Badry & Rix 2018; Fregeau et al. 2009; Heyl 2007, and references therein). In order to increase the number of potential massive WD cluster members, we expanded our search to include WDs that may have escaped from their host clusters (Miller et al. 2021; Heyl et al. 2021a).

Even within this expanded search, the number of young massive clusters in the immediate solar vicinity is very small, with only 5 known (M 45 (Pleiades), IC 2602, IC 2391, IC 2451A, Alpha Persei) closer than 200 pc with ages less than 200 Myrs (Richer et al. 2021). Searching farther afield is likely to be unproductive as Gaia parallaxes become increasingly unreliable with larger distances and confusion with field WDs increases. A novel approach, which we exploit in this paper, is to search in the massive young clusters of the Magellanic Clouds, where contamination is greatly reduced and straight-forward observations can exclude Galactic contaminants.

The clear issue is the faintness of a hot WD in the Magellanic Clouds. To illustrate that this is not insurmountable, we display the CMD of 47 Tuc in Fig. 1 (from HST Program 12971 in Cycle 20, Richer PI, see Goldsbury et al. 2016). The exposure times here were quite modest, with 1080 and 1205 seconds respectively in F225W and F336W in each of 9 different fields centered on the cluster. The well-defined WD cooling sequence is seen as the left-most feature in this plot. Hot WDs in these filters are amongst the brightest objects seen in such an old cluster. In a young Magellanic Cloud cluster this will not be the case as massive hydrogen-burning stars will still be present on the main sequence.

The y-axis to the left is the appropriate one for 47 Tuc, while the right hand y-axis (in red) shifts the cluster to the distance of the LMC. The approximately vertical red line represents the cooling sequence for a  $1.0 M_{\odot}$  WD with temperature between 100,000 and 30,000 K (Bédard et al. 2020; Tremblay et al. 2011). At these very high temperatures, massive WDs have not yet fully contracted and that is why they are as bright as the lower-mass WDs. These WDs will appear at an F225W magnitude of  $\sim 24.5$  in the LMC, which is reachable with HST with only modest exposure times. We see almost a full magnitude of the WD cooling sequence below this limit in this relatively short-exposure CMD.

## 2. MAGELLANIC CLOUD CLUSTERS

In the following section we present the observed CMDs and other diagnostic diagrams of the four Magellanic Cloud young clusters in which we searched for WDs. For all these clusters we use mean distances and reddening values to both the LMC and SMC. The adopted true distance modulus to the LMC we employ is  $18.48 \pm 0.03$  (Pietrzyński et al. 2019) while we use  $18.98 \pm 0.03$  for the SMC (Graczyk et al. 2020). The reddening,  $E(B-V)$ , in the directions of both galaxies was obtained from Joshi & Panchal (2019): 0.09 for the LMC and 0.04 for the SMC. The ratios of total to selective absorption we employed came from the STScI Users Guide:  $R_V = 2.74$  for the SMC and 3.41 for the LMC with  $A_{F225W}/A_V = 2.63$  and  $A_{F336W}/A_V = 1.68$  obtained from the online models of the Padova group (<http://stev.oapd.inaf.it>).

For each target cluster, individual .flc science images were retrieved from the HST archive, in addition to a deep stacked, drizzled, distortion-corrected .drc reference image. We used the Dolphot package (Dolphin 2000, and later updates) for subsequent preprocessing and point-spread function fitting (PSF) photometry. Briefly, to prepare each image for photometry, Dolphot masks bad pixels and generates sky frames for each science image. Next, Dolphot uses model PSFs customized to each filter of each instrument to iteratively perform simultaneous PSF photometry across all of the science images. While Dolphot has numerous parameters governing the details of how the PSF photometry is performed, we use the parameters recommended by the Dolphot manual with the exception that, building on previous experience (Correnti et al. 2018; Cohen et al. 2018), we modify a few of these to the values used by Williams et al. (2014) to optimize photometry in the crowded inner regions of our target clusters<sup>1</sup>.

The magnitudes output by Dolphot have been placed on the Vegamag photometric system using photometric zeropoints and encircled energy corrections from Deustua et al. (2017) and Deustua et al. (2016). Bearing in mind that reliable color information is needed to select WD candidates, we employ several photometric quality cuts to eliminate spurious, non-stellar and/or unreliable detections from our photometric catalogs:

1.  $S/N \geq 5$  in both filters.
2.  $|\text{sharp}| \leq 0.4$
3.  $\text{crowd} \leq 0.1$
4. A photometric quality flag  $\leq 2$  in each filter.

<sup>1</sup> Specifically, we set **Force1**=1, which treats all sources as stellar, requiring judicious a posteriori quality cuts on our photometry to eliminate spurious detections (see below). In addition, we use the values of (Williams et al. 2014) **RCombine**=1.415 and **PosStep**=0.1.

**Table 1.** Magellanic Cloud Cluster Parameters

Cluster Name	$(m - M)_0$	E(B-V)	$M_V$ (cluster)	[M/H]	Age (Myrs)	Progenitor Mass ( $M_\odot$ )
NGC 2164	18.48	0.09	-8.4	-0.42	60-100	6.5-5.1
NGC 1805	18.48	0.09	-8.4	-0.42	25-40	10.2-8.1
NGC 330	18.85	0.04	-9.7	-0.94	32	9.0
NGC 1818	18.48	0.09	-9.8	-0.42	25-40	10.2-8.1

**Table 2.** Exposure Times (secs) of HST Images Used in WD Search

Cluster Name	F225W	F336W	F555W	F814W
NGC2164	4800	3741	1400	848
NGC1805	4800	3741	.....	756
NGC330	4860	3795	.....	770
NGC1818	4800	3741	.....	756

We performed artificial star tests to quantify incompleteness, photometric errors and bias (mean offset) in the color-magnitude region occupied by WD candidates. To fully capture the dependence of observational effects on both luminosity and crowding, over 50,000 artificial stars were assigned input magnitudes  $24 \leq F225W \leq 26$ , a fixed color of  $(F225W - F336W) = -1$ , a flat luminosity function in F225W, and a spatial distribution following a realistic (i.e. exponentially declining) radial cluster density profile. Artificial stars are processed one at a time by *Dolphot*, so there is no limitation on the proximity of each artificial star to any other artificial star.

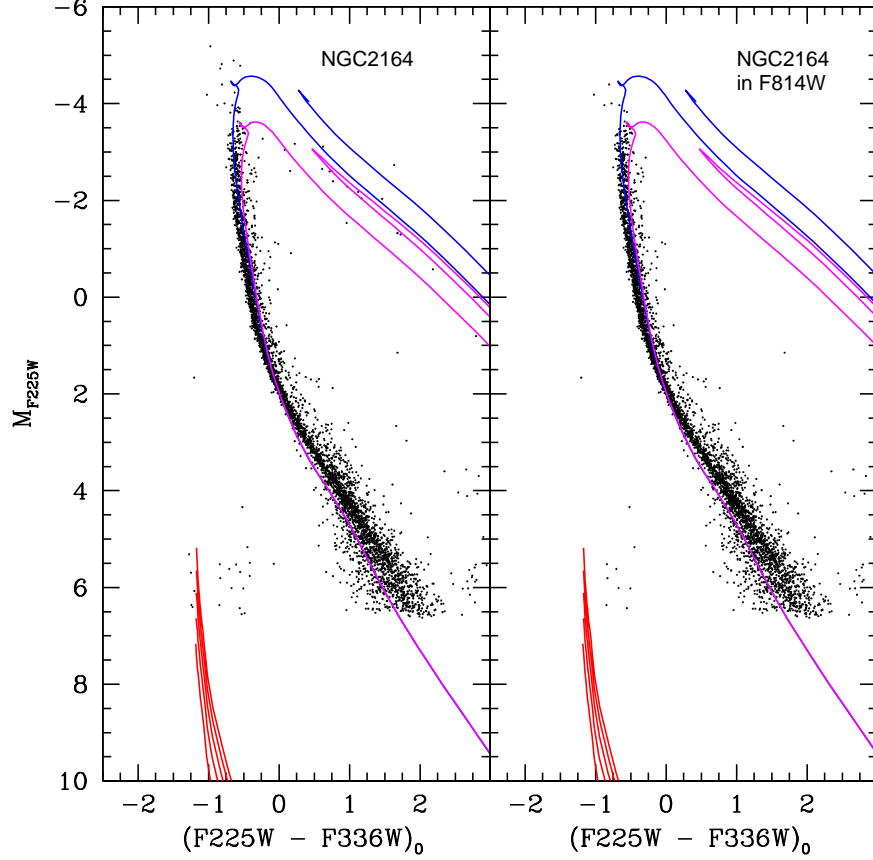
### 2.1. NGC 2164

NGC 2164 is likely the oldest of the clusters in our sample. In a recent paper (Li et al. 2017), the cluster is dated to be between 50 and 100 Myrs old, while an earlier estimate (Mucciarelli et al. 2006) places the cluster age closer to 80 Myrs. In order to choose the most appropriate age and simultaneously search for potential cluster WDs, we employed the UV data from our HST proposal #13727 (PI Kalirai) with a 4800 sec exposure in F225W and 3741 sec in F336W. Additionally, shorter exposures from the MAST archives in F814W (848 sec, proposal #14710) and F555W (700 sec, proposal #8134, WFC2) were also used. These latter exposures were rather short and do not play a significant role in our searches.

The UV HST CMD of NGC 2164 is illustrated in Fig. 2 (left panel). Padova isochrones are shown for ages of 60 (blue) and 100 (cyan) Myrs, covering the range of earlier estimates. Assuming that most of the stars brighter than  $M_{F225W} = -4$  are blue stragglers (Li et al. 2017), an age between these limits (ie  $\sim 80$  Myrs) seems like the most appropriate. We adopt this age in the following discussion. At 80 Myrs old, and with the most massive current members (AGB stars) near  $5.7 M_\odot$ , similar to some of the Milky Way clusters in which we have already located WD members (Richer et al. 2021), NGC 2164 is the most likely LMC cluster examined here to contain WDs.

The most remarkable feature in this colour-magnitude diagram is a putative cluster WD cooling sequence seen as the 5 objects in the WD region slightly blueward of the cooling models (in red). An additional potentially very luminous WD is seen 3 magnitudes brighter than these candidates. All the WD cooling models illustrated here terminate at a temperature of 150,000 K. Redward of these potential WDs, and well blue of the main sequence, there is a scatter of points. These are potentially WDs with red companions and simply for reference purposes we call these objects "Red WDs". Characterizing these as possibly binaries is a reasonable assumption as many appear in the right panel of Fig. 2, which plots the same CMD but with the additional requirement that the objects are present in our F814W images as well. Cluster WDs that are single objects are not likely to be measurable in the rather short exposure F814W images as the apparent magnitude of a massive and hot WD ( $\sim 80,000$  K) in the LMC will be fainter than 29 in this filter, well below our detection limit. Taken together, this suggests that the objects near the cooling sequences are single WDs in the cluster (as they form a tight sequence) while the objects just to the red are potential WDs in binaries and may or may not be associated with NGC 2164 at all. Additionally, they may even be faint unresolved external galaxies many of which are known to have blue  $(F225W - F336W)$  colours (see for example Teplitz et al. 2013).



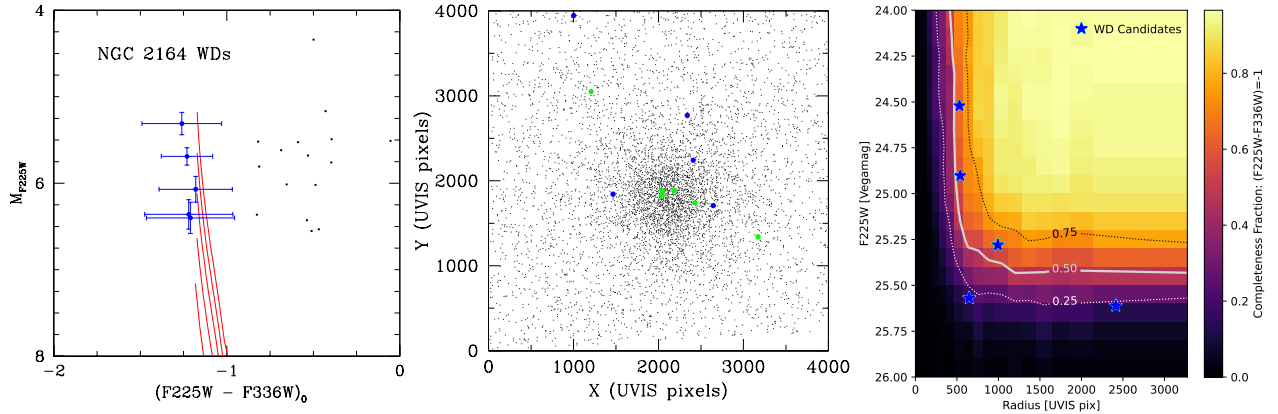


**Figure 2.** Colour-magnitude diagrams of the LMC cluster NGC 2164 in the WFC3 filters (F225W, F336W). In the left plot the Padova isochrones are for ages of 60 (blue) and 100 (cyan) Myrs and the CMD includes all stars that pass a mild error cut. The theoretical white dwarf cooling sequences (red) are for masses 0.9 - 1.3 in steps of 0.1  $M_{\odot}$ . The right plot, with the same isochrones and cooling models, additionally requires the stars to be present in our F814W images. There are no red giants here as they are saturated in the F814W exposures.

We can estimate how many young white dwarfs we expect to find from the field and from the cluster. Given the number of upper-main-sequence stars in the cluster, from the 80-Myr isochrone we expect about ten white dwarfs from the cluster to be within the observed field. On the other hand, the turnoff location of the field stars in the (F225W, F814W) CMD of the cluster is reasonably well represented by a 4-Gyr isochrone and, from the number of field sub-giants, we estimate that only a single non-cluster white dwarf should be detectable in the observed field.

Fig. 3 provides further insight into the nature of these potential WDs. The left panel of this Figure is a blow up of the CMD around the WD cooling sequence and now includes the photometric errors for the individual stars. Within the error bars, all the putative WDs lie along the cooling sequences. The modest systematic offset toward bluer colours might be explained by a slight over-correction for the reddening in the UV filters for these very blue stars. The central plot of Fig. 3 illustrates the location of the NGC 2164 stars on the sky. In blue are indicated the positions of the 5 candidate WDs. In this plot, 1 pixel is 0.04 arcsecs corresponding to roughly 0.01 parsecs at the distance of the LMC. The potential WDs are obviously not highly concentrated to the cluster centre, but this, as we see below, is likely an incompleteness effect for these faint stars in a crowded cluster region. By contrast, in green, we indicate the locations of 6 bright blue stars near the tip of the main sequence. These stars are significantly more centrally concentrated towards the cluster core than the WDs, suggesting that the WDs are either non-members, are too faint to be found in the crowded cluster core or have been ejected from the central regions of the cluster (Miller et al. 2021; Heyl et al. 2021a,b). This latter scenario is unlikely, however, given the extremely short cooling times of these very hot WDs.

The suggestion that the paucity of WDs towards the cluster centre is a selection effect due to crowding is borne out by incompleteness tests carried out on the images. Approximately 57,000 artificial stars were placed into the images



**Figure 3.** The diagrams in this figure explore the likelihood of the 5 potential NGC 2164 WDs being cluster members. The left plot is a blow up around the WD cooling sequence of NGC 2164 and includes error bars in the photometry for the WDs which are plotted in blue. The middle plot indicates the position of the 5 potential WDs on the sky (blue points) with respect to the cluster as well as a selection of bright cluster stars (green). The rightmost diagram illustrates contour diagrams for the completeness calculations.

**Table 3.** White Dwarf Candidates in the LMC Cluster NGC 2164

WD Name	RA	Dec	F225W	F336W	$M_{F225W}$	$(F225W - F336W)_0$
NGC2164-WD1	89.747744183	-68.514278325	24.52( $\pm 0.13$ )	25.52( $\pm 0.19$ )	5.31	-1.24
NGC2164-WD2	89.734048835	-68.510266495	24.90( $\pm 0.10$ )	25.87( $\pm 0.11$ )	5.69	-1.21
NGC2164-WD3	89.762529274	-68.516498888	25.28( $\pm 0.15$ )	26.20( $\pm 0.15$ )	6.07	-1.16
NGC2164-WD4	89.728909790	-68.523185255	25.57( $\pm 0.17$ )	26.53( $\pm 0.19$ )	6.36	-1.20
NGC2164-WD5	89.786485192	-68.534011505	25.61( $\pm 0.18$ )	26.56( $\pm 0.18$ )	6.40	-1.19

with a fixed colour of  $(F225W - F336W) = -1$ ,  $24 < F225W < 26$  and a realistic power law cluster radial density profile. The right panel of Fig. 3 shows a 2-dimensional map of completeness as a function of F225W and radius in pixels from the cluster center. The faintest candidates never get above 25% completeness due to a lack of signal, whereas the brighter candidates are located at a radius where crowding starts to significantly impact completeness. Taken together with the structural parameters of the cluster (half-light radius =  $3.6 - 3.7$  arcsec =  $90 - 93$  UVIS pixels for Wilson or exponential profiles and Wilson tidal radius =  $137.2$  arcsec =  $3430$  pixels (McLaughlin & van der Marel 2005)), this implies that there could likely be more WD candidates closer to the cluster center that are difficult to detect because of crowding.

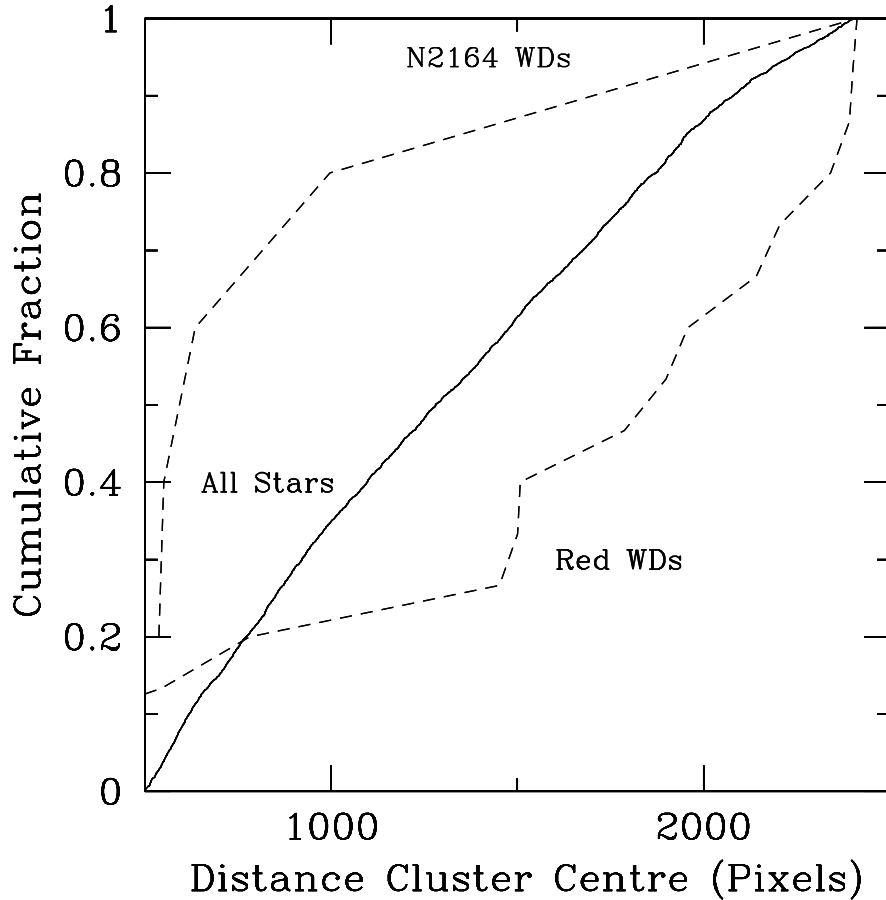
Fig. 4 explores the radial distributions of the various populations in the cluster with “All Stars” being the comparison distribution. The 5 WDs have the appearance of being significantly more centrally concentrated but the small sample size suggests only a 12.8% probability that the two were drawn from the same population. The “Red WD” distribution certainly looks like a more extended population and the K-S test verifies this returning a 1.7% chance that its population and that of all the cluster stars come from the same distribution. This is a highly significant result, with the suggestion that this population may be unrelated to the cluster (background galaxies?).

It is clear that all the putative WD cluster members are extremely hot, so hot in fact that we can make the reasonable assumption that their cooling ages are negligible in comparison to their lifetimes before becoming WDs. Taking this as the total evolutionary time of their progenitors up until the time they produce a WD (end of the AGB phase), a star of metallicity  $[M/H] = -0.42$  with an evolutionary time to the end of the AGB of 80 Myrs has a mass of  $5.7 M_{\odot}$ , establishing this as the progenitor mass of each of these potential WDs.

Table 3 presents the coordinates and properties of these 5 NGC 2164 WD candidates.

## 2.2. NGC 1805, NGC 330 and NGC 1818

The clusters NGC 1805 and 1818 are LMC clusters with literature ages near 40 million years (Li et al. 2017). From online Padova isochrones (<http://stev.oapd.inaf.it/cgi-bin/cmd>), clusters of this age and metallicity would have stars



**Figure 4.** Radial cumulative distribution for the different populations in the NGC 2164 CMD. The WD distribution consists of the 5 potential candidates. The “Red WDs” are the 15 objects seen to the red of the putative cluster WDs in the CMD of Fig. 2 with colours between  $-1$  and  $0$ . “All Star” contains the entire cluster sample.

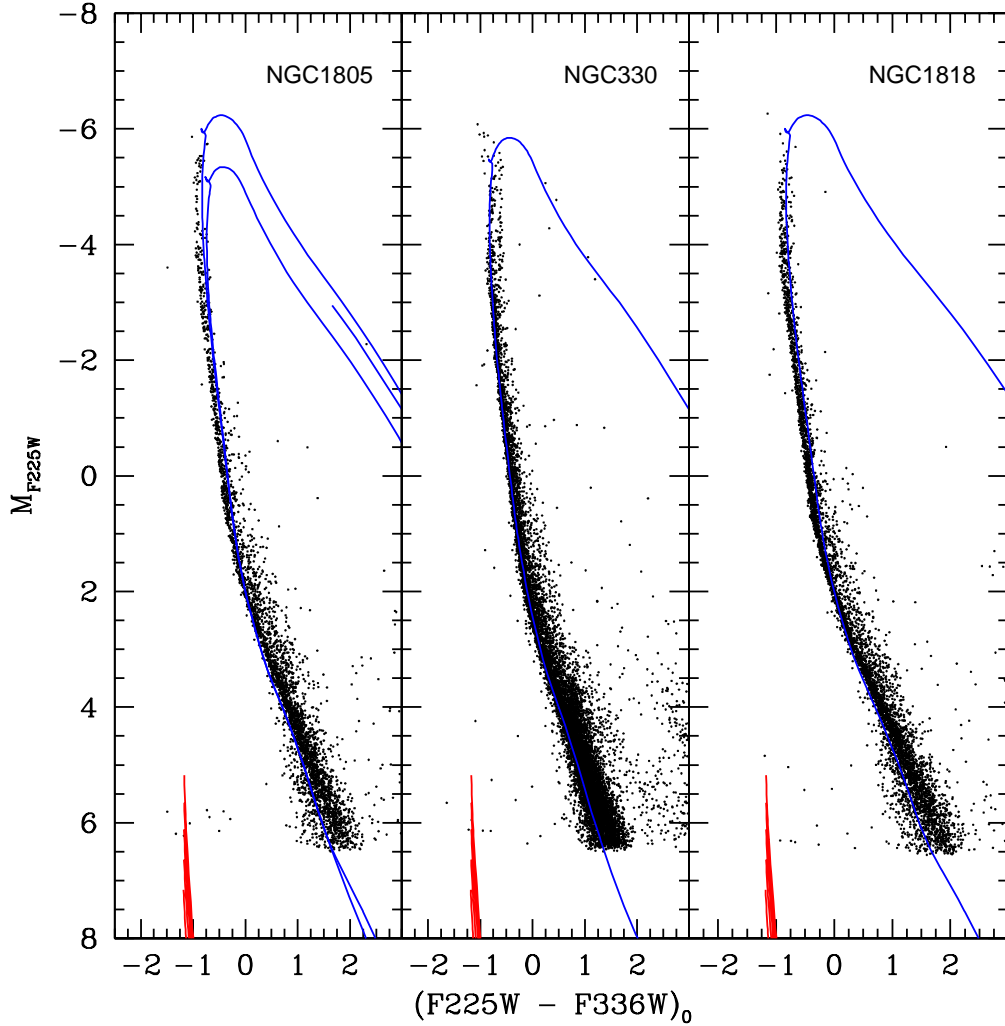
of  $8.1 M_{\odot}$  producing WDs today. It would be of some significance if either or both hosted WDs at this time in their history, making either the youngest cluster known to do so. The SMC young open cluster NGC 330 is potentially even younger at 32 Myrs implying an even more massive progenitor for any current WD cluster members.

Fig. 5 plots the CMDs of these 3 clusters together with our best fitting isochrones for each. For NGC 1805 we used 25 and 40 Myr isochrones and found that the older age does not fit the CMD particularly well making our best age estimate for this cluster closer to 25 Myrs. The other LMC cluster (NGC 1818) was well represented by an isochrone of the same age, namely 25 Myrs. Stars just completing their AGB evolution at this age are  $10.2 M_{\odot}$ . NGC 330 appears to be around 32 Myrs and any member producing a WD today would have had an initial mass of  $9.0 M_{\odot}$ . These are the entries included in Table 1.

In each cluster there is a scatter of stars near to or in the WD region of the CMD, but there is nothing resembling a cooling sequence as was found for NGC 2164. Colour-colour plots for these clusters were inconclusive as any third wavelength band was too short in exposure time to provide useful information. K-S tests were performed on the radial distributions of the putative WDs as was done for NGC 2164. The overall results for these “Red WDs” was similar to what was found in NGC 2164, namely their radial distributions appeared more extended than the cluster but the small number statistics were too poor for definitive conclusions.

### 3. CONCLUSIONS

The four Magellanic Cloud clusters examined ranged in age, by our estimates, from as young as 25 Myrs to as old as 80 Myrs. At the young end of this range, the stars in the AGB phase today in the LMC clusters NGC 1805 and NGC 1818 are as massive as  $10.2 M_{\odot}$ . If these clusters were producing WDs, that would close the gap considerably in solving the issue of the apparent tension between the number of observed type II SNe and the upper limit to WD



**Figure 5.** Colour-magnitude diagrams of the two young LMC clusters (NGC 1805, NGC 1818) and the SMC cluster NGC 330 in the WFC3 filters (F225W, F336W). Padova isochrones (blue) for 25 and 40 Myrs are shown for NGC 1805, 32 Myrs for NGC 330 and 25 Myrs for NGC 1818. The theoretical white dwarf cooling sequences (red) are for masses 0.9 - 1.3 in steps of 0.1  $M_{\odot}$ .

production (Horiuchi et al. 2011). For neither of the clusters this young do we have any direct evidence from the current study that such massive main sequence stars are producing WDs. For both NGC 1805 and 1818 there is a small scatter of stars in the WD region of the CMD but no obvious sequence of cooling WDs. These objects are possibly cluster WDs with poor photometry, WDs in binaries, objects in the field unassociated with the cluster or extragalactic objects. The resolution of these various options will likely have to wait until 30+ meter telescopes are available to carry out spectroscopy on these sources. These same comments are applicable to the  $\sim 32$  Myr SMC cluster NGC 330. For this cluster, any current WDs would have evolved from stars of mass  $\sim 9.0 M_{\odot}$ . Only for the 80 Myr LMC cluster NGC 2164 was there evidence for a sequence of cooling WDs. Stars currently producing WDs in this cluster are  $\sim 5.7 M_{\odot}$ , which is near the limit of what is currently being found within open clusters in the Milky Way (Richer et al. 2019; Caiazzo et al. 2020; Richer et al. 2021) and even less than that derived for a few massive WDs that have escaped from their cluster environments (Miller et al. 2022; Heyl et al. 2021b).

Nevertheless, what does seem rather remarkable with this current study is that we have demonstrated that, with only modest exposure times in the UV with HST, it is possible to detect WDs in star clusters in nearby external galaxies.

#### ACKNOWLEDGEMENTS

This work was supported in part by NSERC Canada and Compute Canada via grants to H.R. and J.H.. I.C. is a Sherman Fairchild Fellow at Caltech and thanks the Burke Institute at Caltech for supporting her research.

*Facilities:* HST.

## REFERENCES

- Bédard, A., Bergeron, P., Brassard, P., & Fontaine, G. 2020, *ApJ*, 901, 93, doi: [10.3847/1538-4357/abafbe](https://doi.org/10.3847/1538-4357/abafbe)
- Caiazzo, I., Heyl, J., Richer, H., et al. 2020, *ApJL*, 901, L14, doi: [10.3847/2041-8213/abb5f7](https://doi.org/10.3847/2041-8213/abb5f7)
- Cohen, R. E., Mauro, F., Alonso-García, J., et al. 2018, *AJ*, 156, 41, doi: [10.3847/1538-3881/aac889](https://doi.org/10.3847/1538-3881/aac889)
- Correnti, M., Gennaro, M., Kalirai, J. S., Cohen, R. E., & Brown, T. M. 2018, *ApJ*, 864, 147, doi: [10.3847/1538-4357/aad805](https://doi.org/10.3847/1538-4357/aad805)
- Deustua, S. E., Mack, J., Bajaj, V., & Khandrika, H. 2017, WFC3/UVIS Updated 2017 Chip-Dependent Inverse Sensitivity Values, Space Telescope WFC Instrument Science Report
- Deustua, S. E., Mack, J., Bowers, A. S., et al. 2016, UVIS 2.0 Chip-dependent Inverse Sensitivity Values, Space Telescope WFC Instrument Science Report
- Dolphin, A. E. 2000, *PASP*, 112, 1383, doi: [10.1086/316630](https://doi.org/10.1086/316630)
- El-Badry, K., & Rix, H.-W. 2018, *MNRAS*, 480, 4884, doi: [10.1093/mnras/sty2186](https://doi.org/10.1093/mnras/sty2186)
- Fellhauer, M., Lin, D. N. C., Bolte, M., Aarseth, S. J., & Williams, K. A. 2003, *ApJL*, 595, L53, doi: [10.1086/379005](https://doi.org/10.1086/379005)
- Fregeau, J. M., Richer, H. B., Rasio, F. A., & Hurley, J. R. 2009, *ApJL*, 695, L20, doi: [10.1088/0004-637X/695/1/L20](https://doi.org/10.1088/0004-637X/695/1/L20)
- Gaia Collaboration, Prusti, T., de Bruijne, J. H. J., et al. 2016, *A&A*, 595, A1, doi: [10.1051/0004-6361/201629272](https://doi.org/10.1051/0004-6361/201629272)
- Goldsbury, R., Heyl, J., Richer, H. B., Kalirai, J. S., & Tremblay, P. E. 2016, *ApJ*, 821, 27, doi: [10.3847/0004-637X/821/1/27](https://doi.org/10.3847/0004-637X/821/1/27)
- Graczyk, D., Pietrzyński, G., Thompson, I. B., et al. 2020, *ApJ*, 904, 13, doi: [10.3847/1538-4357/abbb2b](https://doi.org/10.3847/1538-4357/abbb2b)
- Heyl, J. 2007, *MNRAS*, 382, 915, doi: [10.1111/j.1365-2966.2007.12441.x](https://doi.org/10.1111/j.1365-2966.2007.12441.x)
- Heyl, J., Caiazzo, I., & Richer, H. 2021a, arXiv e-prints, arXiv:2110.03837. <https://arxiv.org/abs/2110.03837>
- Heyl, J., Caiazzo, I., Richer, H., & Miller, D. R. 2021b, arXiv e-prints, arXiv:2110.04296. <https://arxiv.org/abs/2110.04296>
- Horiuchi, S., Beacom, J. F., Kochanek, C. S., et al. 2011, *ApJ*, 738, 154, doi: [10.1088/0004-637X/738/2/154](https://doi.org/10.1088/0004-637X/738/2/154)
- Joshi, Y. C., & Panchal, A. 2019, *A&A*, 628, A51, doi: [10.1051/0004-6361/201834574](https://doi.org/10.1051/0004-6361/201834574)
- Kroupa, P., & Weidner, C. 2003, *ApJ*, 598, 1076, doi: [10.1086/379105](https://doi.org/10.1086/379105)
- Li, C., de Grijs, R., Deng, L., & Milone, A. P. 2017, *ApJ*, 844, 119, doi: [10.3847/1538-4357/aa7b36](https://doi.org/10.3847/1538-4357/aa7b36)
- McLaughlin, D. E., & van der Marel, R. P. 2005, *ApJS*, 161, 304, doi: [10.1086/497429](https://doi.org/10.1086/497429)
- Miller, D. R., Caiazzo, I., Heyl, J., & Richer, H. 2021, arXiv e-prints, arXiv:2110.09668. <https://arxiv.org/abs/2110.09668>
- Miller, D. R., Caiazzo, I., Heyl, J., Richer, H. B., & Tremblay, P.-E. 2022, *ApJL*, 926, L24, doi: [10.3847/2041-8213/ac50a5](https://doi.org/10.3847/2041-8213/ac50a5)
- Mucciarelli, A., Origlia, L., Ferraro, F. R., Maraston, C., & Testa, V. 2006, *ApJ*, 646, 939, doi: [10.1086/504969](https://doi.org/10.1086/504969)
- Nomoto, K. 1987, *ApJ*, 322, 206, doi: [10.1086/165716](https://doi.org/10.1086/165716)
- Pietrzyński, G., Graczyk, D., Gallenne, A., et al. 2019, *Nature*, 567, 200, doi: [10.1038/s41586-019-0999-4](https://doi.org/10.1038/s41586-019-0999-4)
- Richer, H. B., Kerr, R., Heyl, J., et al. 2019, *ApJ*, 880, 75, doi: [10.3847/1538-4357/ab2874](https://doi.org/10.3847/1538-4357/ab2874)
- Richer, H. B., Caiazzo, I., Du, H., et al. 2021, *ApJ*, 912, 165, doi: [10.3847/1538-4357/abdeb7](https://doi.org/10.3847/1538-4357/abdeb7)
- Teplitz, H. I., Rafelski, M., Kurczynski, P., et al. 2013, *AJ*, 146, 159, doi: [10.1088/0004-6256/146/6/159](https://doi.org/10.1088/0004-6256/146/6/159)
- Tremblay, P. E., Bergeron, P., & Gianninas, A. 2011, *ApJ*, 730, 128, doi: [10.1088/0004-637X/730/2/128](https://doi.org/10.1088/0004-637X/730/2/128)
- Weidemann, V., & Koester, D. 1983, *A&A*, 121, 77, doi: [10.1111/j.1365-2966.2008.13356.x](https://doi.org/10.1111/j.1365-2966.2008.13356.x)
- Williams, B. F., Lang, D., Dalcanton, J. J., et al. 2014, *ApJS*, 215, 9, doi: [10.1088/0067-0049/215/1/9](https://doi.org/10.1088/0067-0049/215/1/9)