

Constraints on cosmic birefringence using E -mode polarisation

Arefe Abghari,¹ Raelyn M. Sullivan, Lukas T. Hergt, and Douglas Scott

University of British Columbia, Vancouver, BC V6T1Z1, Canada

E-mail: arefeabghari@phas.ubc.ca, rsullivan@phas.ubc.ca, lthergt@phas.ubc.ca, dscott@phas.ubc.ca

Abstract. A birefringent universe could show itself through a rotation of the plane of polarisation of the cosmic microwave background photons. This is usually investigated using polarisation B modes, which is degenerate with miscalibration of the orientation of the polarimeters. Here we point out an independent method for extracting the birefringence angle using only temperature and E -mode signals. We forecast that, with an ideal cosmic-variance-limited experiment, we could constrain a birefringence angle of 0.3° with 3σ statistical significance, which is close to the current constraints using B modes. We explore how this method is affected by the systematic errors introduced by the polarisation efficiency. In the future, this could provide an additional way of checking any claimed B -mode derived birefringence signature.

¹Corresponding author.

1 Introduction

The standard picture of cosmology, known as the Λ CDM model, explains most cosmological observations remarkably well [1, 2], with the precision driven by measurements of the cosmic microwave background (CMB) [3]. CMB power spectrum estimates made by satellites such as *WMAP* [4] or *Planck* [5] and ground-based experiments such as ACT [6] or SPT [7] have reached nearly cosmic-variance-limited sensitivity for temperature anisotropies at arcminute scales and above. However, measurements of CMB polarisation, through the geometrical components known as E and B modes (see e.g., [8–12]), currently only provide moderate additional constraints on cosmological parameters [13].

Forthcoming CMB surveys are designed to make more sensitive polarisation measurements, enabling us to improve current constraints on cosmology, including investigation of extensions to the standard model [14–17]. One of these effects, which is the subject of this paper, is cosmic birefringence. It occurs when there is a parity-violating field in the Universe that couples to electromagnetism. [18, 19]. Such a field rotates the plane of polarisation of the CMB photons as a function of the distance travelled. This rotation leads to a mixing of E and B modes and rotates the six CMB power spectra in the following way [20]:

$$\begin{aligned}
 \tilde{C}_\ell^{TT} &= C_\ell^{TT}; \\
 \tilde{C}_\ell^{EE} &= C_\ell^{EE} \cos^2(2\alpha) + C_\ell^{BB} \sin^2(2\alpha); \\
 \tilde{C}_\ell^{BB} &= C_\ell^{EE} \sin^2(2\alpha) + C_\ell^{BB} \cos^2(2\alpha); \\
 \tilde{C}_\ell^{TE} &= C_\ell^{TE} \cos(2\alpha); \\
 \tilde{C}_\ell^{TB} &= C_\ell^{TE} \sin(2\alpha); \\
 \tilde{C}_\ell^{EB} &= \frac{1}{2} (C_\ell^{EE} - C_\ell^{BB}) \sin(4\alpha).
 \end{aligned}
 \tag{1.1}$$

Here \tilde{C}_ℓ refers to the observed power spectra in the presence of birefringence, while C_ℓ are the spectra that are observed in the absence of birefringence (or any other parity-violating effect). Here, we have ignored terms containing C_ℓ^{EB} or C_ℓ^{TB} , since theory predicts them to be zero due to parity violation [19, 21, 22]. Although in principle one could imagine the birefringence being different in different directions [23–26], we only focus on isotropic birefringence in this study, i.e., we assume that the rotation angle α is the same in all directions.

As shown in eq. (1.1), this effect not only changes the EE and BB power spectra, but also generates a non-zero cross-correlation between these modes. Hence, one can see that by measuring EE , BB , and EB it is possible to determine the birefringence angle α . Indeed, most discussions of birefringence have focused on this approach [27–35]. However, a miscalibration of the orientation of the polarimeters would have the same effect on these spectra. Thus, for a cosmological background, it is not possible to distinguish birefringence from the systematic uncertainty of a miscalibration of the orientation angle. One way to break this degeneracy is to use the Galactic foreground emission (see e.g., [36, 37]). Since photons from foreground emission have not propagated over cosmological distances, they are not strongly affected by cosmic birefringence. On the other hand, miscalibration of detector orientation alters the foreground and the CMB spectra in the same way. Hence one could use data at different frequencies to separate birefringence from foreground and calibration effects. Nevertheless, this approach still requires a detailed understanding of the foregrounds.

Here we study a similar but independent method for determining the birefringence angle α using only CMB temperature maps, E modes, and their cross-correlation. We also

examine the degeneracy between this method and another systematic effect, namely the polarisation efficiency, which characterizes the sensitivity of an antenna for measuring the polarised power of an incident field. There has been at least one attempt at constraining the birefringence angle using only the temperature and cross-correlations, but without consideration of the polarisation efficiency [38]. The E modes are also affected by angle miscalibration, and so in general one would have to account for all forms of systematic uncertainty simultaneously. For the sake of simplicity, throughout this paper we consider the case where any miscalibration of the orientation of the polarimeters has already been fixed using B modes. As will be shown, polarisation efficiencies affect the T , E , and B modes differently than the angle miscalibration.

Generally, the power received by a detector in terms of Stokes parameters is [39]

$$P = G(I + \rho(Q \cos 2\delta + U \sin 2\delta) + \xi V). \quad (1.2)$$

Here I , Q , U , and V are the Stokes parameters, G is a gain factor, ρ is the linear polarization efficiency, δ is the detector polarisation orientation in the coordinates used to define (Q, U) , and ξ represents the response to circular polarisation.

The linear polarization Stokes parameters Q and U relate to multipole coefficients by [9]

$$a_{\pm 2, lm} = \int d\Omega \, {}_{\pm 2}Y_{lm}^*(\hat{\mathbf{n}})(Q \pm iU)(\hat{\mathbf{n}}) \quad (1.3)$$

and the power spectra for temperature and polarisation in terms of multipole coefficients are [8]

$$\langle a_{(\ell m)}^{X*} a_{(\ell' m')}^{X'} \rangle = C_l^{XX'} \delta_{ll'} \delta_{mm'}, \quad (1.4)$$

where X stands for T , E , or B . Thus, we can say that the measured C_ℓ^{TE} in the presence of this systematic effect is proportional to the linear polarisation efficiency ρ , while C_ℓ^{EE} is proportional to ρ^2 . This effect is similar to birefringence, since in the birefringence case we would measure C_ℓ^{TE} reduced by $\cos(2\alpha)$, whereas C_ℓ^{EE} would be smaller by $\cos^2(2\alpha)$ (see eq. (1.1)). Note the different behaviour between the two mentioned systematic effects. While the miscalibration angle generates B modes from E modes, leading to a non-zero EB and TB signals, the polarisation efficiency, simply reduces the observed amplitude of the E modes and B modes, but does not generate any EB or TB signals.

All other things being equal, the method we describe here is not as sensitive as using B modes. However, given the difficulty in determining a possible birefringence angle, it is important to use all available information, and in particular to provide independent tests, which is what the E -mode approach gives us.

We have structured this paper as follows. In [section 2](#) we first investigate, using a Fisher matrix formalism, how accurately an experiment could constrain the birefringence angle through measuring only the TT , TE , and EE power spectra. This analysis gives us the smallest achievable uncertainty on the birefringence angle in an ideal (cosmic-variance-limited) experiment. In [section 3](#) we implement a Markov chain Monte Carlo (MCMC) method to obtain the 1σ uncertainty on the birefringence angle α using the likelihood from real *Planck* data. Finally, we discuss how this method can be used as an additional test of birefringence in the future.

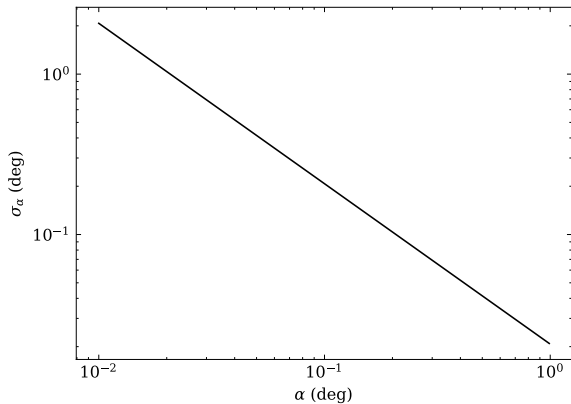


Figure 1. Uncertainty (1σ) on the birefringence angle α obtained from a Fisher matrix calculation based on characteristics of an ideal experiment described in the text. The uncertainty derived using temperature and E -mode signals is proportional to α^{-1} .

2 Fisher forecasts

The Fisher information matrix provides a powerful formalism for quantifying the ability of an experiment to constrain a set of parameters. Under the assumptions of Gaussian perturbations the Fisher matrix for CMB temperature and polarisation anisotropies is given by [40]

$$F_{ij} = \sum_{\ell} \sum_{X,Y} \frac{\partial C_{\ell}^X}{\partial \theta_i} (\mathbf{M}_{\ell})_{XY}^{-1} \frac{\partial C_{\ell}^Y}{\partial \theta_j}, \quad (2.1)$$

where C_{ℓ}^X and C_{ℓ}^Y are the power in the ℓ th multipole for $X, Y = TT, EE, TE$, \mathbf{M}_{ℓ} is the covariance matrix, and θ_i are cosmological parameters. We focus on the six standard cosmological parameters, $\{\Omega_b h^2, \Omega_c h^2, \theta_*, n_s, A_s, \tau\}$ plus the birefringence angle α . The Cramer-Rao inequality puts a lower bound on the variance of an unbiased parameter, which is given by

$$\sigma_{\theta_i} = \sqrt{F_{ii}^{-1}}. \quad (2.2)$$

Using eq. (1.1), and assuming that the BB power is zero, we can analytically find the derivatives of the TT , EE , and TE power spectra with respect to the angle α . For small angles, we can expand this to first order in α to yield

$$\begin{aligned} \frac{\partial \tilde{C}_{\ell}^{TT}}{\partial \alpha} &= 0, \\ \frac{\partial \tilde{C}_{\ell}^{EE}}{\partial \alpha} &= -4C_{\ell}^{EE} \cos(2\alpha) \sin(2\alpha) \approx -8C_{\ell}^{EE} \alpha, \\ \frac{\partial \tilde{C}_{\ell}^{TE}}{\partial \alpha} &= -2C_{\ell}^{TE} \sin(2\alpha) \approx -4C_{\ell}^{TE} \alpha. \end{aligned} \quad (2.3)$$

The fiducial cosmological parameters used for the Fisher matrix calculation are the best-fit values from the *Planck*-2018 TT+TE+EE likelihood ($\Omega_b h^2 = 0.022377$, $\Omega_c h^2 = 0.12010$, $100\theta_* = 1.04092$, $n_s = 0.9659$, $\ln(10^{10} A_s) = 3.0447$, $\tau = 0.0543$) [5]. Equation (2.3) shows that the Fisher matrix elements related to α are themselves proportional to α and therefore its uncertainty is proportional to α^{-1} (see fig. 1). Hence, we cannot place a bound on the

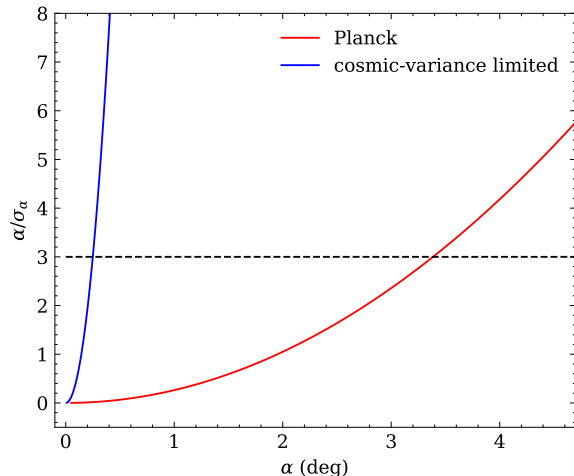


Figure 2. Signal-to-noise ratio for different α values. The dashed line marks a signal-to-noise ratio of 3. With the *Planck* experiment, for α values greater than 3.4° the birefringence angle could be constrained with an uncertainty greater than 3σ . For a cosmic-variance-limited experiment (neglecting beam and noise effects) going out to much higher multipoles one could detect $\alpha > 0.25^\circ$ with 3σ significance.

statistical uncertainty σ_α if we use a fiducial model with $\alpha = 0$. To treat this we choose a non-zero value for the angle α in the Fisher analysis. We compute the uncertainty derived from the Fisher matrix for different angles α and consider values that would be distinguishable from the case of zero signal.

We run our Fisher analysis code both using the characteristics of the *Planck* satellite and for a much more ambitious experiment with negligible noise limited by cosmic variance down to small angular scales. For *Planck*, we allow accuracy up to the multipole moment of $\ell_{\max} = 2500$. We use a beam size of 5.5 arcminutes and noise levels for temperature and polarisation of $11.7 \mu\text{K}$ and $24.3 \mu\text{K}$, respectively. These values along with the covariance matrix elements are explicitly taken for the single *Planck* channel at 217 GHz from Ref. [40]. For an ideal future experiment, we assume that temperature anisotropies can be measured out to $\ell_{\max} = 3000$ and polarization out to $\ell_{\max} = 6000$ (since the limiting foregrounds for temperature are expected to be absent for polarization). We ignore beam and noise in this case, assuming that the experiment is limited purely by cosmic variance.

As shown in fig. 2, for *Planck*, we find an uncertainty of $\sigma_\alpha < \alpha/3$ once the angle α exceeds $\alpha = 3.4^\circ$. We can therefore say that we would be able to detect birefringence angles of $\alpha > 3.4^\circ$ with greater than 3σ significance. However, for an ideal future experiment, the uncertainty is much smaller because the measurements extend to higher multipoles. Hence, we find that for such an ideal experiment, we could achieve a 3σ detection for angles of $\alpha > 0.25^\circ$.

This last result demonstrates the best limit that we could achieve in an ideal experiment without using any information from B modes (and hence with no dependence on the angle calibration for the polarimeters). However, this calculation ignores an important systematic uncertainty. A real polarimeter is never 100% efficient and hence the polarised signals need to be corrected by some factor that is typically expected to be slightly less than 1. These factors are determined either through laboratory tests of the polarimeters or as part of the calibration of the experiment using data from the sky (see e.g., [41]). The effect changes

the power spectra in different ways. If, for example, one had a polarimeter that measured 99% of the incoming polarised signal, then the TE power spectrum would be smaller than expected by a factor of 0.99, while the EE power spectrum would be smaller by the square of this, or 0.98. One sees, therefore, that an uncertainty in the value of this efficiency factor is degenerate with the effects of birefringence in eq. (1.1).

As explained in section 1, polarisation efficiency and $\cos(2\alpha)$ change the CMB power spectra in the same way. For small angles α , $\cos(2\alpha) \approx 1 - 2\alpha^2$. Hence, we expect that the effect of birefringence will be degenerate with a polarisation efficiency that differs from unity by an amount $2\alpha^2$. Equivalently, the uncertainty on the polarization efficiency corresponds to $2\sin(2\alpha)\sigma_\alpha$, where σ_α is the uncertainty on the birefringence angle. Thus, to obtain the most ambitious constraint on the birefringence angle α coming from T and E we need to determine the polarisation efficiency at a level better than 10^{-4} .

3 MCMC

The *Planck* satellite currently provides the most accurate full-sky temperature anisotropy data and also sensitive measurements of the CMB polarisation using its two sets of instruments, the Low Frequency Instrument (LFI) and the High Frequency Instrument (HFI). Each instrument measured the total intensity and polarisation of photons in several different frequency channels. Various ground-based and in-flight calibration processes were undertaken to characterise the polarimeters and constrain their systematic uncertainties [41–47].

In this section, we aim to test the method against real *Planck* data. To investigate how well this method constrains cosmic birefringence in real data, we use a Markov chain Monte Carlo (MCMC) approach with the *Planck*-2018 TT+TE+EE+lowE likelihood [48] for the standard 6-parameter Λ CDM cosmology extended by the cosmic birefringence angle α as a 7th variable parameter. For this purpose we used the adaptive, speed-hierarchy-aware MCMC sampler (adapted from COSMOMC) [49, 50], together with COBAYA [51], the code interfacing with the *Planck* likelihoods and the CAMB cosmological Boltzmann code [52, 53]. We modified COBAYA to rotate the CMB power spectra calculated by CAMB according to the birefringence eq. (1.1) before passing them on to the likelihood codes. For post-processing and visualisations we have used the GETDIST and ANESTHETIC packages [54, 55].

As mentioned earlier, the birefringence effect that we discuss here is degenerate with polarisation efficiency. Polarisation efficiency is measured for the three most important CMB frequency channels as part of the *Planck*-HFI polarisation calibration. In practice things are a little more complicated than this, since observations from different detectors at different times are co-added to each other to produce temperature and polarisation maps [48] and the “polarisation efficiency correction” parameters for EE at each frequency ν , c_ν^{EE} are determined after co-adding data at the power spectrum level and comparing the observed EE power spectra with the theory powers computed from the Λ CDM best-fit to the TT data. The relevant values at 100, 143 and 217 GHz are given by the *Planck* Collaboration [48]:

$$\begin{aligned} c_{100}^{EE} &= 1.021 \pm 0.010; \\ c_{143}^{EE} &= 0.966 \pm 0.010; \\ c_{217}^{EE} &= 1.040 \pm 0.010. \end{aligned} \tag{3.1}$$

These polarisation efficiency correction parameters are included in the *Planck* high- ℓ likelihood as nuisance parameters. They were fixed to their central values in the 2018 *Planck*

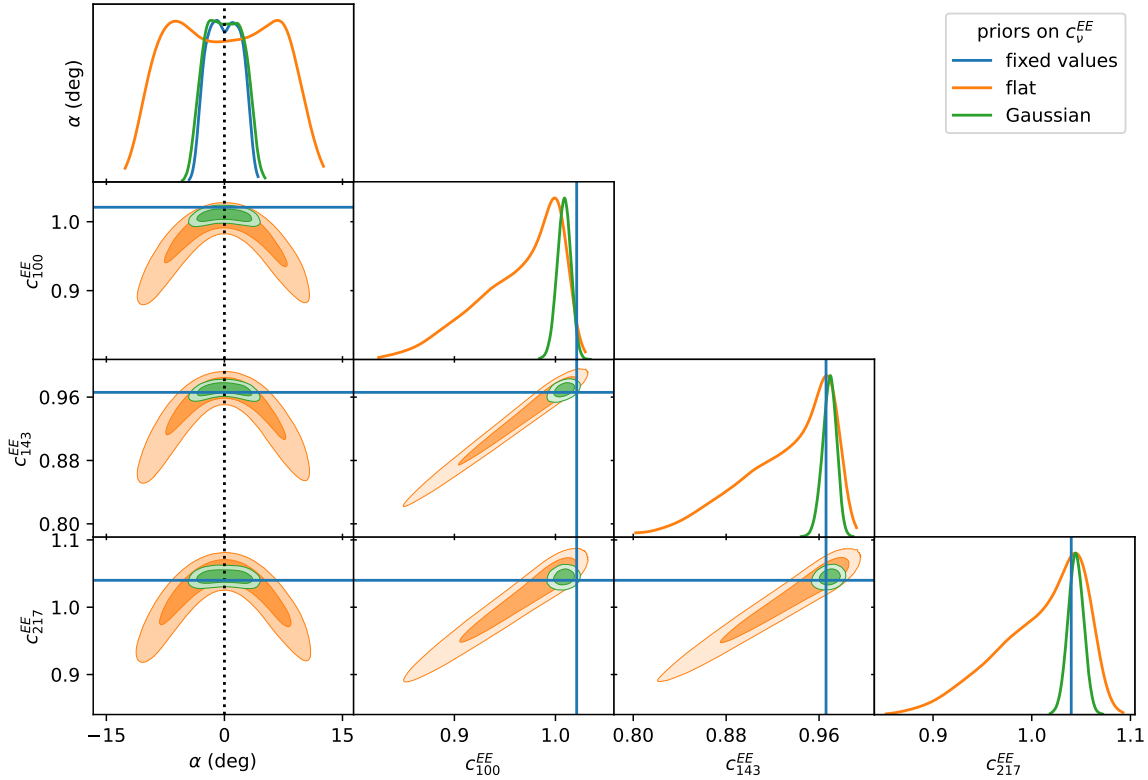


Figure 3. Constraints on the birefringence angle α and the polarisation efficiency parameters c_ν^{EE} at frequencies of $\nu = 100, 143$ and 217 GHz for three cases: fixed polarisation efficiency parameters in blue, Gaussian priors on c_ν^{EE} in green, and flat priors in orange. The black dotted line marks $\alpha = 0$.

Collaboration analyses, since they were deemed to make negligible difference for determining the parameters of the standard 6-parameter Λ CDM model and some single-parameter extensions [48]. However, it becomes much more important to include freedom in the values of these parameters when considering the 7-parameter model additionally incorporating the birefringence angle α . In order to account for the degeneracy, we fit the Λ CDM+ α model for three cases: one with flat priors on the polarisation efficiency parameters c_ν^{EE} in the interval $(0.8, 1.2)$; another with Gaussian priors as given in eq. (3.1); and one with the polarisation efficiencies fixed to their central values in eq. (3.1).

It should be noted that the polarisation efficiency parameters from eq. (3.1) were derived by fitting the data to the Λ CDM model without birefringence. Therefore, they cannot be used for determining a birefringence angle. One would instead need efficiency parameters that were measured in the laboratory, or determined using the data in some different way (e.g., with foregrounds). Since we do not have such information from *Planck*, we make the assumption that any such constraints would be similar to those in eq. (3.1). Consequently, our analysis in this section does not aim at reporting a constraint on the birefringence angle from *Planck* data, but at highlighting the extent of differences in constraints depending on our prior information on polarisation efficiencies.

The resulting posterior distributions of the birefringence angle α and the polarisation efficiency correction parameters c_ν^{EE} are shown in fig. 3. As can be seen in eq. (1.1), the equations modifying TT , TE , and EE spectra are symmetric around $\alpha = 0$. Hence, the

posterior distributions are also symmetric for positive and negative birefringence angles (as expected, see e.g., [38]).

Using a flat prior on the polarisation efficiency correction parameters shows how strongly correlated these parameters are with respect to one another and with the birefringence angle α . Increasing the birefringence angle will reduce the amplitude of our model EE and TE power spectra, as can be seen in eq. (1.1), which then has to be compensated by accordingly lower polarisation efficiency correction parameters. This ultimately ends in a very large uncertainty on all these parameters. For the birefringence angle we obtain a standard deviation of $\sigma_\alpha = 6.2^\circ$ in this case. Applying tightly-constrained priors like the Gaussian priors in eq. (3.1) or fixing the polarisation efficiency correction parameters breaks the degeneracy and visibly improves constraints on the birefringence angle. In the case of Gaussian priors we obtain a standard deviation of $\sigma_\alpha = 2.1^\circ$ and for fixed polarisation efficiency correction parameters we obtain $\sigma_\alpha = 1.9^\circ$. In contrast to the flat prior, going from Gaussian priors to fixed values results in only a minor improvement on the posterior constraints. These results show that having relatively precise measurements of polarisation efficiency significantly improves the constraint on birefringence compared to being uninformed. For future experiments, we need to place tight constraints on these parameters through external calibration steps to be able to check any possible detection of birefringence.

4 Conclusion

Constraining cosmic birefringence using CMB power spectra comes with the challenge of distinguishing it from spurious effects caused by systematics. In this paper, we have studied the idea of extracting birefringence from only temperature and E -mode polarisation data. Although this method gives weaker constraints compared with B -based limits, we suggest that it can be used as a cross-check for future possible detections based on B modes.

We have used a Fisher matrix analysis to determine the amount of information about cosmic birefringence that we could extract from a *Planck*-like experiment, as well as from an ideal cosmic-variance-limited experiment, using only information from the TT , TE , and EE power spectra. Our results show that if we could measure TE and EE power spectra to higher multipoles (around $\ell \sim 6000$), our constraint on the birefringence angle would be an order of magnitude better than an experiment with *Planck*'s characteristics. However, in order to achieve this level of precision we need to calibrate polarisation efficiency to better than the 10^{-4} level. This will certainly be challenging, requiring dramatic improvements compared to current capabilities. However, it may also be possible to separate birefringence from polarisation efficiency effects by using the fact that foregrounds are negligibly affected by cosmological birefringence.

We also have used *Planck* temperature and E -mode data to fit for the birefringence angle and the polarisation efficiencies simultaneously. We performed MCMC analyses using three different priors on polarisation efficiency parameters: (1) an uninformative flat prior, which results in a weak constraint on α ; (2) Gaussian priors with the values determined by the *Planck* Collaboration; and (3) fixed values for c_ν^{EE} s, as used by the *Planck* Collaboration in their 2018 analyses. Due to the degeneracy, when we used the free polarisation correction parameters, the constraint on the birefringence angle α degraded substantially. In order to take full advantage of upcoming data and obtain tight constraints on cosmological parameters, it will be necessary to measure and control polarisation efficiency to a challenging level of precision (perhaps using foregrounds). Nonetheless, the E -mode approach that we have described here

represents an additional way of checking any hints of a birefringent signature coming from the more traditional B -mode methods.

Acknowledgments

We thank Johannes R. Eskilt, Alessandro Gruppuso, and Eiichiro Komatsu for useful comments on an earlier draft. This research was supported by the Natural Sciences and Engineering Research Council of Canada. LTH acknowledges funding through a UBC Killam Postdoctoral Research Fellowship. This research was enabled in part by support provided by WESTGRID (www.westgrid.ca) and COMPUTE CANADA (www.computecanada.ca).

References

- [1] K.A. Olive and J.A. Peacock, *Big-Bang Cosmology*, in *Review of Particle Physics*, P.A. Zyla, ed., vol. 2020 of *PTEP*, p. 083C01, 2020, [DOI](#).
- [2] O. Lahav and A.R. Liddle, *Cosmological Parameters*, in *Review of Particle Physics*, P.A. Zyla, ed., vol. 2020 of *PTEP*, p. 083C01, 2020, [DOI](#).
- [3] D. Scott and G.F. Smoot, *Cosmic Microwave Background*, in *Review of Particle Physics*, P.A. Zyla, ed., vol. 2020 of *PTEP*, p. 083C01, 2020, [DOI](#).
- [4] G. Hinshaw, D. Larson, E. Komatsu, D.N. Spergel, C.L. Bennett, J. Dunkley et al., *Nine-year Wilkinson Microwave Anisotropy Probe (WMAP) Observations: Cosmological Parameter Results*, *ApJS* **208** (2013) 19 [[1212.5226](#)].
- [5] Planck Collaboration VI, *Planck 2018 results. VI. Cosmological parameters*, *A&A* **641** (2020) A6 [[1807.06209](#)].
- [6] S. Aiola, E. Calabrese, L. Maurin, S. Naess, B.L. Schmitt, M.H. Abitbol et al., *The Atacama Cosmology Telescope: DR4 Maps and Cosmological Parameters*, *Journal of Cosmology and Astroparticle Physics* **2020** (2020) 10.
- [7] F. Bianchini, W.L.K. Wu, P.A.R. Ade, A.J. Anderson, J.E. Austermann, J.S. Avva et al., *Constraints on Cosmological Parameters from the 500 deg² SPTpol Lensing Power Spectrum*, *The Astrophysical Journal* **888** (2019) 119.
- [8] M. Kamionkowski, A. Kosowsky and A. Stebbins, *Statistics of cosmic microwave background polarization*, *Phys. Rev. D* **55** (1997) 7368 [[astro-ph/9611125](#)].
- [9] M. Zaldarriaga and U. Seljak, *All-sky analysis of polarization in the microwave background*, *Phys. Rev. D* **55** (1997) 1830 [[astro-ph/9609170](#)].
- [10] W. Hu and M. White, *A CMB polarization primer*, *New Astron.* **2** (1997) 323 [[astro-ph/9706147](#)].
- [11] M. Kamionkowski, A. Kosowsky and A. Stebbins, *A probe of primordial gravity waves and vorticity*, *Physical Review Letters* **78** (1997) 2058–2061.
- [12] U. Seljak and M. Zaldarriaga, *Signature of gravity waves in the polarization of the microwave background*, *Physical Review Letters* **78** (1997) 2054–2057.
- [13] Planck Collaboration I, *Planck 2018 results. I. Overview, and the cosmological legacy of Planck*, *A&A* **641** (2020) A1 [[1807.06205](#)].
- [14] SIMONS OBSERVATORY collaboration, *The Simons Observatory: Science goals and forecasts*, *JCAP* **02** (2019) 056 [[1808.07445](#)].
- [15] LITEBIRD collaboration, *Probing Cosmic Inflation with the LiteBIRD Cosmic Microwave Background Polarization Survey*, [2202.02773](#).

- [16] K. Abazajian et al., *CMB-S4 Science Case, Reference Design, and Project Plan*, [1907.04473](#).
- [17] L. Moncelsi et al., *Receiver development for BICEP Array, a next-generation CMB polarimeter at the South Pole*, *Proc. SPIE Int. Soc. Opt. Eng.* **11453** (2020) 1145314 [[2012.04047](#)].
- [18] S.M. Carroll, G.B. Field and R. Jackiw, *Limits on a Lorentz- and parity-violating modification of electrodynamics*, *Physical Review D* **41** (1990) 1231.
- [19] A. Lue, L. Wang and M. Kamionkowski, *Cosmological Signature of New Parity-Violating Interactions*, *Physical Review Letters* **83** (1998) 1506.
- [20] Planck Collaboration Int. XLIX, *Planck intermediate results. XLIX. Parity-violation constraints from polarization data*, *A&A* **596** (2016) A110 [[1605.08633](#)].
- [21] B. Feng, M. Li, J.-Q. Xia, X. Chen and X. Zhang, *Searching for CPT Violation with Cosmic Microwave Background Data from WMAP and BOOMERANG*, *Physical Review Letters* **96** (2006) .
- [22] V. Gluscevic and M. Kamionkowski, *Testing parity-violating mechanisms with cosmic microwave background experiments*, *Phys. Rev. D* **81** (2010) 123529 [[1002.1308](#)].
- [23] M. Kamionkowski, *Nonuniform cosmological birefringence and active galactic nuclei*, *Phys. Rev. D* **82** (2010) 047302 [[1004.3544](#)].
- [24] V. Gluscevic, D. Hanson, M. Kamionkowski and C.M. Hirata, *First CMB constraints on direction-dependent cosmological birefringence from WMAP-7*, *Phys. Rev. D* **86** (2012) 103529 [[1206.5546](#)].
- [25] D. Contreras, P. Boubel and D. Scott, *Constraints on direction-dependent cosmic birefringence from Planck polarization data*, *JCAP* **2017** (2017) 046 [[1705.06387](#)].
- [26] A. Gruppuso, D. Molinari, P. Natoli and L. Pagano, *Planck 2018 constraints on anisotropic birefringence and its cross-correlation with cmb anisotropy*, *Journal of Cosmology and Astroparticle Physics* **2020** (2020) 066–066.
- [27] Y. Minami and E. Komatsu, *New Extraction of the Cosmic Birefringence from the Planck 2018 Polarization Data*, *Physical Review Letters* **125** (2020) 221301.
- [28] E. Komatsu, J. Dunkley, M.R. Nolta, C.L. Bennett, B. Gold, G. Hinshaw et al., *Five-year wilkinson microwave anisotropy probe observations: Cosmological interpretation*, *The Astrophysical Journal Supplement Series* **180** (2009) 330–376.
- [29] E. Komatsu, K.M. Smith, J. Dunkley, C.L. Bennett, B. Gold, G. Hinshaw et al., *Seven-year wilkinson microwave anisotropy probe (wmap) observations: Cosmological interpretation*, *The Astrophysical Journal Supplement Series* **192** (2011) 18.
- [30] Planck Collaboration II, *Planck 2015 results. II. Low Frequency Instrument data processing*, *A&A* **594** (2016) A2 [[1502.01583](#)].
- [31] T. Namikawa, Y. Guan, O. Darwish, B.D. Sherwin, S. Aiola, N. Battaglia et al., *Atacama cosmology telescope: Constraints on cosmic birefringence*, *Physical Review D* **101** (2020) .
- [32] S.K. Choi, M. Hasselfield, S.-P.P. Ho, B. Koopman, M. Lungu, M.H. Abitbol et al., *The atacama cosmology telescope: a measurement of the cosmic microwave background power spectra at 98 and 150 ghz*, *Journal of Cosmology and Astroparticle Physics* **2020** (2020) 045–045.
- [33] P. Diego-Palazuelos, J.R. Eskilt, Y. Minami, M. Tristram, R.M. Sullivan, A.J. Banday et al., *Cosmic birefringence from planck data release 4*, [arXiv:2201.07682](#).
- [34] E. Komatsu, *New physics from polarised light of the cosmic microwave background*, [2202.13919](#).
- [35] J.R. Eskilt, *Frequency-Dependent Constraints on Cosmic Birefringence from the LFI and HFI Planck Data Release 4*, [2201.13347](#).

- [36] Y. Minami, H. Ochi, K. Ichiki, N. Katayama, E. Komatsu and T. Matsumura, *Simultaneous determination of the cosmic birefringence and miscalibrated polarization angles from CMB experiments*, *Progress of Theoretical and Experimental Physics* **2019** (2019) 1.
- [37] Y. Minami and E. Komatsu, *Simultaneous determination of the cosmic birefringence and miscalibrated polarization angles II: Including cross frequency spectra*, *PTEP* **2020** (2020) 103E02 [[2006.15982](#)].
- [38] A. Gruppuso, M. Gerbino, P. Natoli, L. Pagano, N. Mandolesi, A. Melchiorri et al., *Constraints on cosmological birefringence from PLANCK and Bicep2/Keck data*, *JCAP* **2016** (2016) 001 [[1509.04157](#)].
- [39] S.M. Leach, J. Cardoso, C. Baccigalupi, R.B. Barreiro, M. Betoule, J. Bobin et al., *Component separation methods for the PLANCK mission*, *A&A* **491** (2008) 597 [[0805.0269](#)].
- [40] D.J. Eisenstein, W. Hu and M. Tegmark, *Cosmic Complementarity: Joint Parameter Estimation from CMB Experiments and Redshift Surveys*, *The Astrophysical Journal* **518** (1998) 2.
- [41] J.P. Leahy, M. Bersanelli, O. D’Arcangelo, K. Ganga, S.M. Leach, A. Moss et al., *Planck pre-launch status: Expected LFI polarisation capability*, *A&A* **520** (2010) A8.
- [42] C. Rosset, M. Tristram, N. Ponthieu, P. Ade, J. Aumont, A. Catalano et al., *Planck pre-launch status: High Frequency Instrument polarization calibration*, *A&A* **520** (2010) A13 [[1004.2595](#)].
- [43] Planck Collaboration V, *Planck 2013 results. V. LFI Calibration*, *A&A* **571** (2014) A5 [[1303.5066](#)].
- [44] Planck Collaboration VIII, *Planck 2013 results. VIII. HFI photometric calibration and mapmaking*, *A&A* **571** (2014) A8 [[1303.5069](#)].
- [45] Planck Collaboration V, *Planck 2015 results. V. LFI calibration*, *A&A* **594** (2016) A5 [[1505.08022](#)].
- [46] Planck Collaboration VIII, *Planck 2015 results. VIII. High Frequency Instrument data processing: Calibration and maps*, *A&A* **594** (2016) A8 [[1502.01587](#)].
- [47] S. Galli, W.K. Wu, K. Benabed, F. Bouchet, T.M. Crawford and E. Hivon, *Breaking the degeneracy between polarization efficiency and cosmological parameters in cmb experiments*, *Physical Review D* **104** (2021) .
- [48] Planck Collaboration V, *Planck 2018 results. V. Power spectra and likelihoods*, *A&A* **641** (2020) A5 [[1907.12875](#)].
- [49] A. Lewis and S. Bridle, *Cosmological parameters from CMB and other data: A Monte Carlo approach*, *Phys. Rev.* **D66** (2002) 103511 [[astro-ph/0205436](#)].
- [50] A. Lewis, *Efficient sampling of fast and slow cosmological parameters*, *Phys. Rev.* **D87** (2013) 103529 [[1304.4473](#)].
- [51] J. Torrado and A. Lewis, *Cobaya: Code for Bayesian Analysis of hierarchical physical models*, [2005.05290](#).
- [52] A. Lewis, A. Challinor and A. Lasenby, *Efficient computation of CMB anisotropies in closed FRW models*, *Astrophys. J.* **538** (2000) 473 [[astro-ph/9911177](#)].
- [53] C. Howlett, A. Lewis, A. Hall and A. Challinor, *CMB power spectrum parameter degeneracies in the era of precision cosmology*, *JCAP* **1204** (2012) 027 [[1201.3654](#)].
- [54] A. Lewis, *GetDist: a Python package for analysing Monte Carlo samples*, [1910.13970](#).
- [55] W. Handley, *anesthetic: nested sampling visualisation*, *The Journal of Open Source Software* **4** (2019) 1414.