

# Turbulence Hierarchy and Multifractality in the Integer Quantum Hall Transition

Anderson L. R. Barbosa,<sup>1</sup> Tiago H. V. de Lima,<sup>1</sup> Iván R. R. González,<sup>2,3</sup>  
Nathan L. Pessoa,<sup>2,4</sup> Antônio M. S. Macêdo,<sup>2</sup> and Giovani L. Vasconcelos<sup>5</sup>

<sup>1</sup>*Departamento de Física, Universidade Federal Rural de Pernambuco, Recife-PE 52171-900, Brazil*

<sup>2</sup>*Laboratório de Física Teórica e Computacional, Departamento de Física,  
Universidade Federal de Pernambuco, Recife-PE 50670-901, Brazil*

<sup>3</sup>*Unidade Acadêmica de Belo Jardim, Universidade Federal Rural de Pernambuco, Belo Jardim-PE, Brazil*

<sup>4</sup>*Centro de Apoio à Pesquisa, Universidade Federal Rural de Pernambuco, Recife-PE 52171-900, Brazil*

<sup>5</sup>*Departamento de Física, Universidade Federal do Paraná, Curitiba-PR 81531-980, Brazil*

We offer a new perspective to the problem of characterizing mesoscopic fluctuations in the inter-plateau region of the integer quantum Hall transition. We found that longitudinal and transverse conductance fluctuations, generated by varying the external magnetic field within a microscopic model, are multifractal and lead to distributions of conductance increments (magnetoconductance) with heavy tails (intermittency) and signatures of a hierarchical structure (a cascade) in the corresponding stochastic process, akin to Kolmogorov's theory of fluid turbulence. We confirm this picture by interpreting the stochastic process of the conductance increments in the framework of H-theory, which is a continuous-time stochastic approach that incorporates the basic features of Kolmogorov's theory. The multifractal analysis of the conductance "time series," combined with the H-theory formalism provides, strong support for the overall characterization of mesoscopic fluctuations in the quantum Hall transition as a multifractal stochastic phenomenon with multiscale hierarchy, intermittency, and cascade effects.

*Introduction.* In the 1970s Mandelbrot [1] introduced multifractals as a geometrical tool to describe turbulence. Later it was discovered that the wave functions of disordered systems at the critical point of the Anderson transition exhibit strong amplitude fluctuations that can be characterized in terms of multifractal scaling [2–4]. The integer quantum Hall transition (IQHT) is another important example of a quantum phenomenon in which wave function multifractality has been observed [5–8]. Multifractal behavior has also been observed in the magnetoconductance fluctuations in graphene-based field-effect transistors [9]. Such multifractal conductance fluctuations have recently been characterized in mesoscopic devices subjected to a weak magnetic field in the extreme quantum regime [10]. On the other hand, turbulence-like behaviors have been identified in several physical systems besides classical fluids, such as random fibre lasers [11–13], Bose-Einstein condensates [14], and nonlinear optical devices [15]. In this Letter, we report evidences of the presence of both a turbulence-like hierarchy and multifractality in the magnetoconductance fluctuations in the inter-plateau regions of the IQHT, which as far as we know has not been demonstrated before.

When the system's size is smaller than the coherence length (the mesoscopic regime), the transition between the quantum Hall plateaus presents strong conductance fluctuations which do not behave universally [16–20], in contrast with standard mesoscopic systems submitted to small magnetic fields where universal conductance fluctuations (UCF) are observed [21, 22]. In the traditional studies of UCF the distributions of the relevant observables tend to a Gaussian-like behavior as the average value increases [23–30], and thus the characterization of

the parametric evolution (in fictitious time) is also made via Gaussian processes [31]. Furthermore, the IQHT has a number of interesting questions related to subtle physical phenomena, which emerge from the interplay between quantum percolation and localization effects [32–43] and can be traced back to the mixed nature of the dynamics inside the sample. In classical mixed systems, regular and chaotic dynamics coexist, so that their phase spaces show a hierarchical island structure [44, 45], which in turn invalidates standard ergodic quantum stochastic approaches, such as random matrix theory [31, 46]. In the case of magnetoconductance fluctuations, which is the main focus of this work, one can in principle apply standard methods of stochastic physics, including field theoretical approaches [47]. Nevertheless, it is in the framework of semiclassical techniques that real quantitative progress have been made to account for the nonergodic hierarchical structure of the phase space of mixed systems in their quantum counterparts [9, 10, 48–53].

Here we employ a microscopic model to study a four-probe weakly disordered mesoscopic sample submitted to a perpendicular magnetic field in a regime where the IQHT is affected by strong mesoscopic fluctuations (see Fig. 1). The magnetoconductance is characterized by means of a multifractal analysis and also a multiscale hierarchical stochastic formalism, called H-theory, which has had much success in describing multifractal complex hierarchical phenomena, such as turbulence in fluids [54, 55], price fluctuations in stock markets [54] and turbulence hierarchy in a random fibre laser [12, 13, 56]. To this end, we interpret the magnetic field as a *fictitious time* following previous works [57–62], which studied mesoscopic systems submitted to a small magnetic

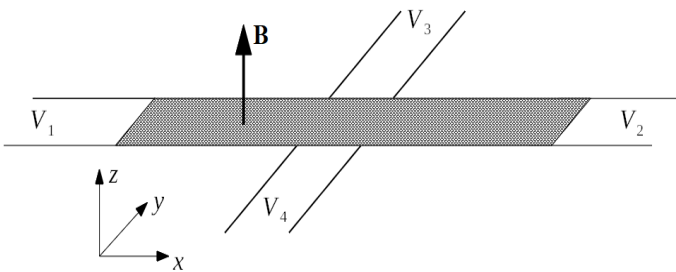


Figure 1. The integer quantum Hall setup. A disordered nanowire (shaded area) is connected to four terminals and submitted to a magnetic field  $\mathbf{B}$  applied perpendicularly to the sample surface. The terminals are submitted to voltages  $V_i$ , for  $i = 1, \dots, 4$ , where  $V_1 > V_2, V_3, V_4$ .

**field.** In our analysis, we implement a kind of inverse problem technique [63] based on a running average and adapted to exhibit multifractal structure to obtain the corresponding stochastic processes as a function of external macroscopic parameters. The multifractal analysis gives evidence of a turbulence-like cascade process and we also find the results to be consistent with the hierarchical stochastic process of H-theory.

*Microscopic Model.* We consider a non-interacting two-dimensional electron gas described by the square-lattice tight-binding Hamiltonian

$$\mathcal{H} = -t \sum_{ij} e^{i\theta_{ij}} c_i^\dagger c_j + \sum_i (4t + \epsilon_i) c_i^\dagger c_i, \quad (1)$$

where  $c_i$  ( $c_i^\dagger$ ) are annihilation (creation) operators and  $t = \hbar^2/(2a^2m^*)$ , with  $a$  and  $m^*$  being the square lattice constant and the effective mass, respectively. The perpendicular magnetic field  $\mathbf{B}$  is taken into account by introducing the variables  $\theta_{ij} = -e/\hbar \int_i^j \mathbf{A} \cdot d\mathbf{l}$ , where  $\mathbf{A} = (-By, 0, 0)$  and  $\phi = Ba^2/(h/e)$  are the vector potential and the adimensional magnetic flux, respectively. The disorder is realized by an on-site electrostatic potential  $\epsilon_i$  which varies randomly from site to site according to an uniform distribution in the interval  $(-U/2, U/2)$ , where  $U$  is the disorder width. In our calculations, we used the KWANT software [64] and set  $U = 0.65t$  and the Fermi energy  $E = 1.50t$ , following Ref. [65].

We use the Anderson model described above to study a four-probe, disordered nanowire of length  $L = 310a$  and width  $W = 25a$ , as illustrated in Fig. 1, where an electronic current flows from terminal 1 to the other three terminals [66, 67]. The four-terminal transmission coefficients are calculated via the Landauer-Büttiker formula,  $\mathcal{T}_{lk} = \text{Tr} [s_{lk}^\dagger s_{lk}]$ , where  $s_{lk}$  are transmission or reflection matrix blocks of the scattering matrix  $\mathcal{S} = (s_{ij})_{i,j=1,\dots,4}$ .

The transmission coefficients  $T_{xx} = \mathcal{T}_{21}$  and  $T_{xy} = \mathcal{T}_{31} + \mathcal{T}_{41}$ , as functions of the magnetic flux  $\phi$  (to be regarded as a *fictitious time*), are plotted in Fig. 2(a) for the region between the second and first Hall plateaus.

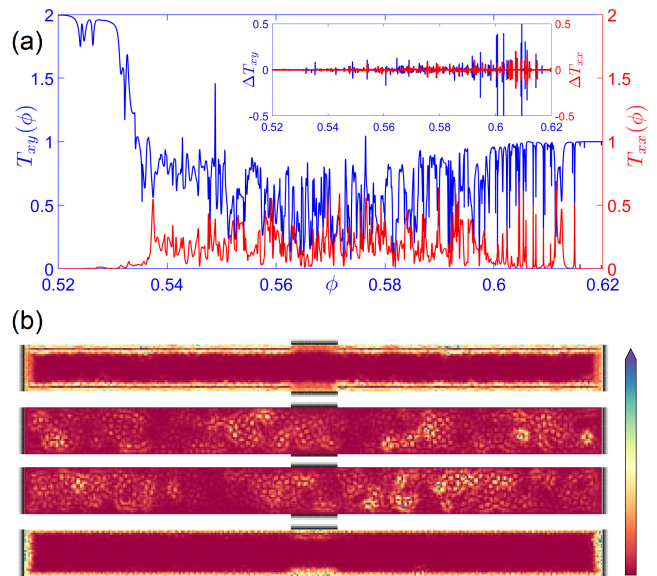


Figure 2. (a) Longitudinal,  $T_{xx}$  (red), and transverse,  $T_{xy}$  (blue), transmission coefficients of a disordered nanowire between the second and first Hall plateaus as functions of  $\phi$ . The respective transmission increment series are shown in the inset. (b) LDOS in the transition between the second and first Landau levels for increasing values of the magnetic flux  $\phi = 0.50, 0.55, 0.56, 0.64$  (from top to bottom). The probes are shown in grey. The LDOS increases as the color changes from red to blue.

Note that, the coefficients satisfy the relation  $T_{11}(\phi) + T_{xx}(\phi) + T_{xy}(\phi) = \mathcal{N}$ , where  $\mathcal{N}$  is the number of propagating wave modes in the terminals, which is tuned by the Fermi energy. The *time series* of  $T_{xy}(\phi)$  and  $T_{xx}(\phi)$  shown in Fig. 2 were obtained for one realization of the disorder potential with  $10^4$  *time steps*. One sees that both longitudinal and transverse transmission coefficients fluctuate in a seemingly random fashion as the system is driven from one plateau to the next, as reported previously, by e.g., [32, 34, 36]. The corresponding series of transmission increments,  $\Delta T(\phi) = T(\phi + \Delta\phi) - T(\phi)$ , where  $T$  stands for either  $T_{xx}$  or  $T_{xy}$ , are shown in the inset of Fig. 2(a), where one sees that the transmission increments fluctuate rather intermittently.

Figure 2(b) shows colour-coded plots of the local density of states (LDOS) for increasing values of  $\phi$  (from top to bottom). Note that in the Hall plateaus (top and bottom panels of Fig. 2(b)) the LDOS is localized near the upper and lower edges of the device, as expected, since in such cases the only extended states that connect contacts are edge states. As the system is driven away from a plateau by varying  $\phi$ , the LDOS penetrate into the bulk and a complex spatial pattern develops (middle panels of Fig. 2(b)), leading to the formation of *coherent structures* of different sizes inside the device. This process is somewhat similar to a laminar-to-turbulence transition, in the sense that near a Hall plateau the LDOS are

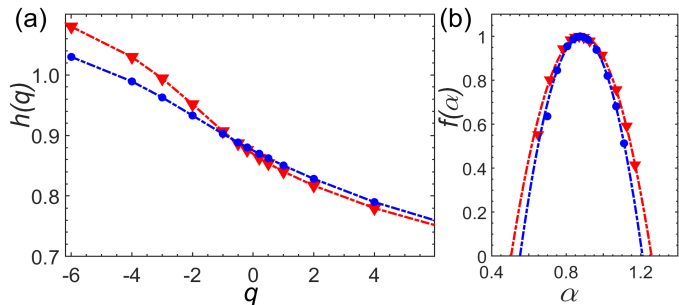


Figure 3. (a) The generalized Hurst exponent  $h(q)$  and (b) the multifractal spectrum  $f(\alpha)$  for the transmission coefficient series  $T_{xy}(\phi)$  (blue symbols) and  $T_{xx}(\phi)$  (red symbols) of the disordered nanowires. The dashed lines in (a) and (b) are simple interpolations and quadratic fits of the symbols, respectively.

rather *laminar* (albeit restricted to the edges), whereas it becomes very irregularly distributed in space as the magnetic field is varied. In particular, one clearly sees that there is a large range of length scales in the shown patterns. Such a multiscale dynamics will be examined below from the viewpoint of both a multifractal analysis and a turbulence-like cascade model. In order to perform our analysis, we conveniently chose the range of fluxes  $0.545 < \phi < 0.615$ , which includes only transmission fluctuations values between 0 and 1, see Fig. 2(a).

*Multifractal Analysis.* Here we shall employ the Multifractal Detrended Fluctuation Analysis (MF-DFA) [68] for *time series* of transmission coefficients  $T(\phi)$ , Fig. 2(a). For a brief description of the main steps of the MF-DFA algorithm, see the Supplemental Material (SM) [69]. Fig. 3(a) shows the generalized Hurst exponent  $h(q)$ , which is obtained through the scaling relation of the  $q$ -th order fluctuation function  $F_q(\tau) \sim \tau^{h(q)}$ , as computed for both  $T_{xy}(\phi)$  and  $T_{xx}(\phi)$  [69]. The strong dependence of  $h(q)$  on  $q$  reveals a multifractal behavior in both series. Fig. 3(b) shows the singularity spectra  $f(\alpha)$  for  $T_{xy}(\phi)$  and  $T_{xx}(\phi)$ , which both display a wide range of singularities  $\Delta\alpha = \alpha_{\max} - \alpha_{\min}$ , thus confirming the multifractal behavior for the magnetoconductance fluctuations in the transmission coefficients between Hall plateaus. Furthermore, the results shown in Figs. 3 (a,b) indicate that the fictitious time series  $T_{xx}(\phi)$  and  $T_{xy}(\phi)$  exhibit similar multifractal behavior, in the sense that the respective curves for  $h(q)$  and  $f(\alpha)$  for both series are quite close to one another.

Multifractality in a time series typically has two main sources [68, 70]: i) long-range correlations, which can be removed by shuffling the series, and ii) fat-tailed distributions of the series values, in which case the multifractality cannot be removed by the shuffling procedure. To investigate the origin of multifractality in the fluctuations of the transmission coefficients in the IQHT, we have computed the exponents  $h(q)$  for the respective shuffled series. In

all cases we found  $h(q) \approx 0.5$ , indicating that the shuffled series are monofractal and uncorrelated, which lead us to conclude that the multifractality in the transport coefficients in the IQHT stems mainly from correlations induced by the magnetic field variation. Consequently, the multifractal magnetoconductance fluctuations of disordered nanowires in the IQHT points towards a complex multiscale dynamics, which we aim to investigate in detail next.

*H-Theory Approach.* Here our main objective is to find the (possibly universal) form of the distribution of the transmission increments  $\Delta_\tau T(j) = T((j + \tau)\Delta s) - T(j\Delta s)$ , where  $j = 1, \dots, n - \tau$ , with  $n$  being the number of points in our original time series  $T(s)$ . It is important to emphasize that we seek to characterize the statistical properties of the increments,  $\Delta_\tau T(j)$ , rather than of the transmission coefficients  $T(s)$  themselves, since time-lagged increments are more suitable quantities to investigate the scale dependence within the dynamics of conductance fluctuations in the quantum Hall problem. To carry out such study, we shall employ a hierarchical formalism, or H-theory for short, whose primary ideas were first considered in [71, 72] and later expanded in [54, 55].

The main mathematical aspects of the H-theory are summarized in the SM [69]. Here it suffices to say that in this formalism the probability density function of the observed variable at short scales is written as a statistical superposition of a local quasi-equilibrium distribution, weighted by the distribution of an effective internal variable that characterizes the slowly changing background, as follows:  $P(x) = \int_0^\infty P_0(x|\varepsilon)f(\varepsilon)d\varepsilon$ . Here  $x$  is the relevant observable, which in the IQHT problem corresponds to the transmission increments  $\Delta T$ ;  $P_0(x|\varepsilon)$  is the local equilibrium distribution (conditioned on a fixed background), which is assumed to have the same functional form as the large-scale distribution; and  $\varepsilon$  is a random variable representing the slowly fluctuating background. For instance, in turbulence  $\varepsilon$  represents the energy flux from the adjacent larger scale eddies; whereas in the IQHT context, the background is provided by the large structures in the energy density of Fig. 2(b), under which the ‘electron flow’ evolves over short (fictitious) time scales. As the last and crucial ingredient of the H-theory formalism, the probability density  $f(\varepsilon)$  of the background variable is obtained explicitly from a hierarchical intermittency model in terms of special functions, namely the Meijer  $G$ -functions (see SM [69]):

$$f_N(\varepsilon) = \frac{\omega}{\varepsilon_0 \Gamma(\boldsymbol{\beta})} G_{0,N}^{N,0} \left( - \left| \frac{\omega \varepsilon}{\varepsilon_0} \right. \right), \quad (2)$$

where  $N$  is the number of time scales (*hierarchical levels*) of the system,  $\beta_k$ ,  $k = 1, \dots, N$ , and  $\varepsilon_0$  are parameters to be fitted to the data,  $\omega = \prod_{k=1}^N \beta_k$ , and we have introduced the vector notation  $\boldsymbol{\beta} \equiv (\beta_1, \dots, \beta_N)$  and  $\Gamma(\boldsymbol{\beta}) \equiv \prod_{k=1}^N \Gamma(\beta_k)$ . In applying formula (2) to our

numerical data, we shall set  $\beta_k = \beta$ , so that we are left with *only two free parameters*, namely  $\beta$  and  $\varepsilon_0$ , for a given  $N$  (see below).

In many complex systems the large-scale increments are expected to follow a Gaussian distribution [54]. This is particularly true in cases where the primary quantity of interest (say, the velocity in a turbulent flow) fluctuates in a Gaussian fashion, so that the large, uncorrelated increments are expected to have the same distribution as the primary variable itself. Under the assumption that the large-scale distribution  $P_0(x|\varepsilon)$  is a Gaussian, the compounding integral introduced above can be performed exactly, so that the short-scale distribution  $P_N(x)$  is also written in terms of  $G$ -functions [69]. For the IQHT, however, scaling theory predicts a Gaussian distribution for the magnetoconductance fluctuations only for the bulk metallic phase [5]. In the mesoscopic regime, i.e., when the system's size is smaller than the coherence length, there are substantial deviations from Gaussianity due to fractal fluctuations caused by interference effects [73]. Furthermore, the transmission coefficients between plateaus are constrained by the relation  $T_{11} + T_{xx} + T_{xy} = \mathcal{N}$ . Thus, in the present problem, a Gaussian process is not expected to hold for our primary time series and, consequently, neither for the large-scale increments. We thus need a different approach to arrive at the large-scale distribution  $P_0(\Delta T|\varepsilon_0)$ .

It is shown in the SM [69] that under an inverse logistic transformation,  $z = 2 \tanh^{-1}(\Delta T)$ , the large-scale distribution for the new variable  $z$  tends to a Gaussian function, so that the standard H-theory can be applied to  $z$ . Upon returning to the original variable  $\Delta T$ , one then obtains the following expression for the probability distribution of increments:

$$P_N(\Delta T) = \frac{\sqrt{2\omega}}{\sqrt{\pi\varepsilon_0}\Gamma(\beta)} \frac{1}{(1 - (\Delta T)^2)} \times G_{0,N+1,0} \left( \begin{matrix} - \\ \beta - 1/2, 0 \end{matrix} \middle| \frac{2\omega (\tanh^{-1} \Delta T)^2}{\varepsilon_0} \right). \quad (3)$$

An important point to note is that in the H-theory approach the numerical fits are performed at the level of the background distribution given by Eq. (2). Only after the parameters are determined from the fit of the background distribution, the theoretical distribution  $P_N(\Delta T)$  is then plotted and compared to the empirical distribution. The agreement between theory and data in this case is a much more stringent requirement than a direct fit to the signal distribution itself.

To proceed with the numerical analysis, we thus need to extract the background series directly from the measured data. Once we have obtained the background series  $\varepsilon_N(k)$  (see the SM [69] for details), we can then compute its histogram and fit it with the theoretical distribution

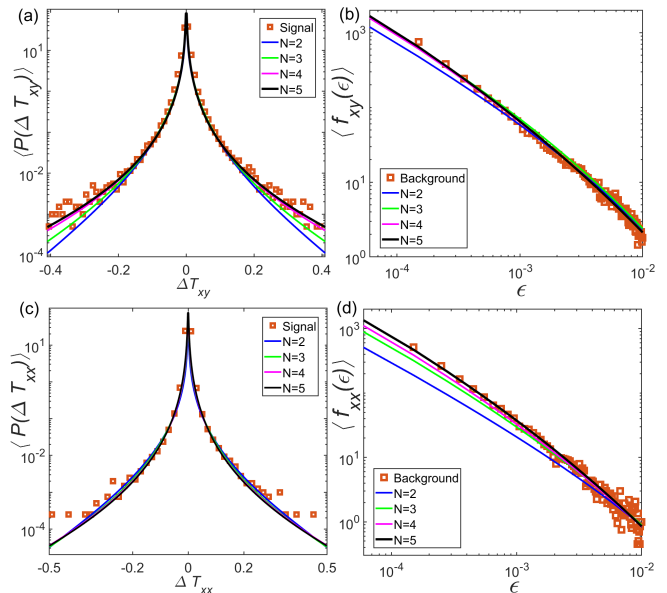


Figure 4. Distribution of increments (red squares) of (a) transversal  $\Delta T_{xy}(\phi)$  and (c) longitudinal  $\Delta T_{xx}(\phi)$  transmission coefficients. Continuous color lines represent the best fit of Eq. (3) using least squares. (b,d) Histogram (red squares) of the variance series  $\varepsilon$  and model predictions (lines) fitted by Eq. (2) with the same parameters and color conventions as in (a) and (c).

bution  $f_N(\varepsilon)$  given in Eq. (2). This allows us to infer the number of scales  $N$  and determine the best values for the parameters  $\beta$  and  $\varepsilon_0$ . Figs. 4(b) and 4(d) show the best fits of the background distributions for  $\Delta T_{xy}(\phi)$  and  $\Delta T_{xx}(\phi)$ , respectively, for  $N = 2, 3, 4, 5$ . The plots of the theoretical distribution  $P_N(\Delta T)$ , as given in Eq. (3), are shown in Figs. 4(a) and 4(c), superimposed with the respective empirical distribution for the transmission increments. Note that in both cases we observe an excellent agreement between the theoretical predictions and the empirical distributions for  $N = 5$ , which can be understood as the number of levels in the hierarchy of length scales seen in Fig. 2(b). This confirms that the plateau transition in the quantum Hall effect (in the mesoscopic regime) displays a turbulence-like hierarchical structure.

We may estimate the number  $N$  of relevant length scales for a given IQH system by assuming that the largest and smallest “eddies” of the electron flow in the nanowire are limited by its width  $W$  and the lattice constant  $a$ . Supposing that these coherent structures approximately halve in size between hierarchical levels, we may write  $W = 2^N a$  [72]. Since  $W = 25a$ , we could expect that  $N = \ln 25 / \ln 2 = 4.6$ , which is surprisingly close to  $N = 5$ .

*Conclusions.* The characterization of mesoscopic fluctuations is an important aspect of the description of phase coherent quantum transport. Our approach builds on a detailed analysis of the effective stochastic *time se-*

ries obtained from the longitudinal and transverse transmission increments as functions of the magnetic field in the IQHT. We have performed a multifractal analysis of the *time series* of transmission increments and concluded that they exhibit multifractal behavior. Besides, we also found heavy tails (intermittency) and signatures of a hierarchical structure (a cascade), similar to Kolmogorov's theory of fluid turbulence, in the transmission increments of a disordered nanowire. We interpreted the results in the framework of H-theory, which is a continuous-time stochastic approach that incorporates the basic features of Kolmogorov's theory. The combined descriptions—multifractal analysis and H-theory—applied here give strong evidence that the mesoscopic fluctuations in the IQHT are a multiscale hierarchical turbulence-like stochastic phenomenon.

Standard approaches to the IQHT apply to the thermodynamic limit, where a critical conformal field theory can in principle be defined (for a review, see [74]). However, owing to significant discrepancies between the various microscopic models, the characterization of the universality class of the IQHT is still under much debate [75, 76]. In the mesoscopic regime we considered here, effects such as the lattice structure may be needed to be incorporated into the effective models, so as to give rise to the emergence of hierarchical structures [77–81], which are required to explain the turbulence-like features that we observed. Whilst the detailed microscopic mechanism behind the cascade effect in the IQHT is beyond the scope of the present work, we can try and interpret it in terms of an information flow between several emergent levels of descriptions in the language of non-equilibrium statistical mechanics [82]. For instance, using projection methods, the authors of Ref. [83] argued that in the approach to equilibrium, information in a system may flow from slow (relevant) to fast (irrelevant) degrees of freedom, giving rise to a cascade of different Markovian levels of descriptions associated with the several stages of thermalization. In the IQHT with strong mesoscopic fluctuations, we might thus argue that akin to Kolmogorov's theory of fluid turbulence, all levels in the cascade are present at the same time giving rise to the complex pattern of information flow that is captured by the H-theory, as reported in this paper. A more detailed analysis of this argument as well as a study of the possible origins of the cascade in the IQHT are interesting topics for further research. Here we only briefly mention that the turbulence-like hierarchy we uncovered in the magnetoconductance fluctuations in the IQHT might be a fingerprint of deeper underlying hierarchical structures. Possible candidates for such structures include a) the Hofstadter butterfly energy spectrum of electrons on a 2D lattice in a perpendicular magnetic field [77, 78, 84, 85] and b) the fractal geometry of the phase space of systems with mixed dynamics [10].

After submission of the first version of this paper, we became aware of a recent work that presents experimen-

tal evidence of multifractality in the conductance fluctuations at the IQHT in a four-probe mesoscopic graphene device [86], which is in complete agreement with our theoretical results.

This work was supported in part by the Brazilian agencies CNPq, CAPES and FACEPE.

- 
- [1] B. B. Mandelbrot, *Journal of Fluid Mechanics* **62**, 331–358 (1974).
  - [2] F. Evers and A. D. Mirlin, *Rev. Mod. Phys.* **80**, 1355 (2008).
  - [3] T. Nakayama and K. Yakubo, “Fractals,” in *Fractal Concepts in Condensed Matter Physics* (Springer Berlin Heidelberg, Berlin, Heidelberg, 2003) pp. 5–17.
  - [4] B. Huckestein, *Rev. Mod. Phys.* **67**, 357 (1995).
  - [5] M. Janssen, *Fluctuations and Localization in Mesoscopic Electron Systems* (WORLD SCIENTIFIC, 2001).
  - [6] I. A. Gruzberg, A. Klümper, W. Nuding, and A. Sedrakyan, *Phys. Rev. B* **95**, 125414 (2017).
  - [7] M. Puschmann, P. Cain, M. Schreiber, and T. Vojta, *Phys. Rev. B* **99**, 121301 (2019).
  - [8] K. S. Huang, S. Raghu, and P. Kumar, *Phys. Rev. Lett.* **126**, 056802 (2021).
  - [9] K. R. Amin, S. S. Ray, N. Pal, R. Pandit, and A. Bid, *Communications Physics* **1**, 1 (2017).
  - [10] N. L. Pessoa, A. L. R. Barbosa, G. L. Vasconcelos, and A. M. S. Macedo, *Phys. Rev. E* **104**, 054129 (2021).
  - [11] E. G. Turitsyna, S. V. Smirnov, S. Sugavanam, N. Tarasov, X. Shu, S. A. Babin, E. V. Podivilov, D. V. Churkin, G. Falkovich, and S. K. Turitsyn, *Nature Photonics* **7**, 783 (2013).
  - [12] I. R. R. González, B. C. Lima, P. I. R. Pincheira, A. A. Brum, A. M. S. Macêdo, G. L. Vasconcelos, L. de S. Menezes, E. P. Raposo, A. S. L. Gomes, and R. Kashyap, *Nature Communications* **8**, 15731 (2017).
  - [13] I. R. R. González, E. P. Raposo, A. M. S. Macêdo, L. de S. Menezes, and A. S. L. Gomes, *Scientific Reports* **8**, 17046 (2018).
  - [14] E. A. L. Henn, J. A. Seman, G. Roati, K. M. F. Magalhães, and V. S. Bagnato, *Phys. Rev. Lett.* **103**, 045301 (2009).
  - [15] G. Xu, D. Vocke, D. Faccio, J. Garnier, T. Roger, S. Trillo, and A. Picozzi, *Nature Communications* **6**, 8131 (2015).
  - [16] G. Timp, A. M. Chang, P. Mankiewich, R. Behringer, J. E. Cunningham, T. Y. Chang, and R. E. Howard, *Phys. Rev. Lett.* **59**, 732 (1987).
  - [17] A. K. Geim, P. C. Main, P. H. Beton, L. Eaves, S. P. Beaumont, and C. D. W. Wilkinson, *Phys. Rev. Lett.* **69**, 1248 (1992).
  - [18] S. Xiong and A. D. Stone, *Phys. Rev. Lett.* **68**, 3757 (1992).
  - [19] Z. Wang, B. c. v. Jovanović, and D.-H. Lee, *Phys. Rev. Lett.* **77**, 4426 (1996).
  - [20] I. C. Fulga, F. Hassler, A. R. Akhmerov, and C. W. J. Beenakker, *Phys. Rev. B* **84**, 245447 (2011).
  - [21] P. A. Lee and A. D. Stone, *Phys. Rev. Lett.* **55**, 1622 (1985).
  - [22] B. L. Altshuler, *Soviet Journal of Experimental and Theoretical Physics Letters* **41**, 648 (1985).

- [23] A. M. S. Macêdo, *Phys. Rev. B* **49**, 1858 (1994).
- [24] V. A. Gopar, M. Martínez, and P. A. Mello, *Phys. Rev. B* **51**, 16917 (1995).
- [25] B. L. Altshuler, V. E. Kravtsov, and I. V. Lerner, *Soviet Journal of Experimental and Theoretical Physics* **64**, 1352 (1986).
- [26] B. Altshuler, V. Kravtsov, and I. Lerner, *Physics Letters A* **134**, 488 (1989).
- [27] P. J. Forrester and S. Kumar, *Journal of Physics A: Mathematical and Theoretical* **52**, 42LT02 (2019).
- [28] P. Mohanty and R. A. Webb, *Phys. Rev. Lett.* **88**, 146601 (2002).
- [29] P. Vivo, S. N. Majumdar, and O. Bohigas, *Phys. Rev. B* **81**, 104202 (2010).
- [30] S. Kumar and A. Pandey, *Journal of Physics A: Mathematical and Theoretical* **43**, 285101 (2010).
- [31] C. W. J. Beenakker, *Rev. Mod. Phys.* **69**, 731 (1997).
- [32] T. Ando, *Phys. Rev. B* **49**, 4679 (1994).
- [33] D. H. Cobden and E. Kogan, *Phys. Rev. B* **54**, R17316 (1996).
- [34] D. H. Cobden, C. H. W. Barnes, and C. J. B. Ford, *Phys. Rev. Lett.* **82**, 4695 (1999).
- [35] F. Hohls, U. Zeitler, and R. J. Haug, *Phys. Rev. B* **66**, 073304 (2002).
- [36] E. Peled, D. Shahar, Y. Chen, D. L. Sivco, and A. Y. Cho, *Phys. Rev. Lett.* **90**, 246802 (2003).
- [37] E. Peled, Y. Chen, E. Diez, D. C. Tsui, D. Shahar, D. L. Sivco, and A. Y. Cho, *Phys. Rev. B* **69**, 241305 (2004).
- [38] M. Kato, A. Endo, S. Katsumoto, and Y. Iye, *Journal of the Physical Society of Japan* **77**, 093715 (2008).
- [39] C. Zhou and M. Berciu, *Phys. Rev. B* **72**, 085306 (2005).
- [40] O. Couturaud, S. Bonifacie, B. Jouault, D. Mailly, A. Raymond, and C. Chaubet, *Phys. Rev. B* **80**, 033304 (2009).
- [41] S. Branchaud, A. Kam, P. Zawadzki, F. m. c. M. Peeters, and A. S. Sachrajda, *Phys. Rev. B* **81**, 121406 (2010).
- [42] S. Mantion, C. Avogadri, S. S. Krishtopenko, S. Gebert, S. Ruffenach, C. Consejo, S. V. Morozov, N. N. Mikhailov, S. A. Dvoretiskii, W. Knap, S. Nanot, F. Teppe, and B. Jouault, *Phys. Rev. B* **102**, 075302 (2020).
- [43] A. Struck, T. Kawarabayashi, A. Zhuravlev, T. Ohtsuki, B. Kramer, and S. Kettemann, *physica status solidi (b)* **245**, 393 (2008).
- [44] G. M. Zaslavsky and M. Edelman, *Chaos: An Interdisciplinary Journal of Nonlinear Science* **10**, 135 (2000).
- [45] A. Iomin and G. M. Zaslavsky, *Chaos: An Interdisciplinary Journal of Nonlinear Science* **10**, 147 (2000).
- [46] M. Pino, J. Tabanera, and P. Serna, *Journal of Physics A: Mathematical and Theoretical* **52**, 475101 (2019).
- [47] K. Efetov, *Supersymmetry in Disorder and Chaos* (Cambridge University Press, 1996).
- [48] K. Nakamura and T. Harayama, *Quantum chaos and quantum dots* (Oxford University Press, 2004).
- [49] R. Ketzmerick, *Phys. Rev. B* **54**, 10841 (1996).
- [50] B. Huckestein, R. Ketzmerick, and C. H. Lewenkopf, *Phys. Rev. Lett.* **84**, 5504 (2000).
- [51] Hufnagel, L., Ketzmerick, R., and Weiss, M., *Europhys. Lett.* **54**, 703 (2001).
- [52] A. Bäcker, A. Manze, B. Huckestein, and R. Ketzmerick, *Phys. Rev. E* **66**, 016211 (2002).
- [53] A. Budiyo and K. Nakamura, *Chaos, Solitons and Fractals* **17**, 89 (2003).
- [54] A. M. S. Macêdo, I. R. R. González, D. S. P. Salazar, and G. L. Vasconcelos, *Phys. Rev. E* **95**, 032315 (2017).
- [55] W. Sosa-Correa, R. M. Pereira, A. M. S. Macêdo, E. P. Raposo, D. S. P. Salazar, and G. L. Vasconcelos, *Phys. Rev. Fluids* **4**, 064602 (2019).
- [56] “The application of the H-theory reported in Ref. [13] to describe turbulence in random fibre laser was cited in the Scientific Background on the Nobel Prize in Physics 2021; see Ref. [34] of the Nobel Prize’s document.”.
- [57] B. D. Simons, P. A. Lee, and B. L. Altshuler, *Phys. Rev. Lett.* **70**, 4122 (1993).
- [58] B. D. Simons and B. L. Altshuler, *Phys. Rev. B* **48**, 5422 (1993).
- [59] A. Szafer and B. L. Altshuler, *Phys. Rev. Lett.* **70**, 587 (1993).
- [60] C. W. J. Beenakker, *Phys. Rev. Lett.* **70**, 4126 (1993).
- [61] C. Beenakker and B. Rejaei, *Physica A: Statistical Mechanics and its Applications* **203**, 61 (1994).
- [62] P. W. Brouwer, S. A. van Langen, K. M. Frahm, M. Büttiker, and C. W. J. Beenakker, *Phys. Rev. Lett.* **79**, 913 (1997).
- [63] S. Mukim, F. P. Amorim, A. R. Rocha, R. B. Muniz, C. Lewenkopf, and M. S. Ferreira, *Phys. Rev. B* **102**, 075409 (2020).
- [64] C. W. Groth, M. Wimmer, A. R. Akhmerov, and X. W.aintal, *New Journal of Physics* **16**, 063065 (2014).
- [65] T. Verçosa, Y.-J. Doh, J. G. G. S. Ramos, and A. L. R. Barbosa, *Phys. Rev. B* **98**, 155407 (2018).
- [66] M. Büttiker, *Phys. Rev. Lett.* **57**, 1761 (1986).
- [67] S. Datta, *Electronic Transport in Mesoscopic Systems*, Cambridge Studies in Semiconductor Physics and Microelectronic Engineering (Cambridge University Press, 1995).
- [68] J. W. Kantelhardt, S. A. Zschiegner, E. Koscielny-Bunde, S. Havlin, A. Bunde, and H. Stanley, *Physica A: Statistical Mechanics and its Applications* **316**, 87 (2002).
- [69] “See Supplemental Material at [URL will be inserted by publisher] for details about the MF-DFA algorithm and mathematical aspects of H-Theory. energy-induced conductance fluctuations of the disordered nanowire ,”.
- [70] J. W. Kantelhardt, “Fractal and multifractal time series,” in *Mathematics of Complexity and Dynamical Systems*, edited by R. A. Meyers (Springer, New York, NY, 2012) pp. 463–487.
- [71] D. S. P. Salazar and G. L. Vasconcelos, *Phys. Rev. E* **82**, 047301 (2010).
- [72] D. S. P. Salazar and G. L. Vasconcelos, *Phys. Rev. E* **86**, 050103 (2012).
- [73] Y. Takagaki, M. ElHassan, A. Shailos, C. Prasad, J. P. Bird, D. K. Ferry, K. H. Ploog, L.-H. Lin, N. Aoki, and Y. Ochiai, *Phys. Rev. B* **62**, 10255 (2000).
- [74] M. R. Zirnbauer, *Annals of Physics* **435**, 168691 (2021), special Issue on Localisation 2020.
- [75] B. Sbierski, E. J. Dresselhaus, J. E. Moore, and I. A. Gruzberg, *Phys. Rev. Lett.* **126**, 076801 (2021).
- [76] E. J. Dresselhaus, B. Sbierski, and I. A. Gruzberg, *Annals of Physics* **435**, 168676 (2021), special Issue on Localisation 2020.
- [77] D. R. Hofstadter, *Phys. Rev. B* **14**, 2239 (1976).
- [78] C. Albrecht, J. H. Smet, K. von Klitzing, D. Weiss, V. Umansky, and H. Schweizer, *Phys. Rev. Lett.* **86**, 147 (2001).
- [79] M. Koshino, H. Aoki, K. Kuroki, S. Kagoshima, and T. Osada, *Phys. Rev. Lett.* **86**, 1062 (2001).
- [80] N. Nemeč and G. Cuniberti, *Phys. Rev. B* **74**, 165411

- (2006).
- [81] Y. Hatsuda, H. Katsura, and Y. Tachikawa, *New Journal of Physics* **18**, 103023 (2016).
- [82] M. Le Bellac, F. Mortessagne, and G. G. Batrouni, *Equilibrium and Non-Equilibrium Statistical Thermodynamics* (Cambridge University Press, 2004).
- [83] J. Rau and B. Müller, *Physics Reports* **272**, 1 (1996).
- [84] D. J. Thouless, M. Kohmoto, M. P. Nightingale, and M. den Nijs, *Phys. Rev. Lett.* **49**, 405 (1982).
- [85] P. Streda, *Journal of Physics C: Solid State Physics* **15**, L1299 (1982).
- [86] K. R. Amin, R. Nagarajan, R. Pandit, and A. Bid, [10.48550/arXiv.2112.14018](https://arxiv.org/abs/2112.14018) .