

Grid: OneCode and FourAPIs

**Peter Boyle,^{a,b} Guido Cossu,^c Gianluca Filaci,^b Christoph Lehner,^d Antonin Portelli^b
and Azusa Yamaguchi^{b,*}**

^a*Physics Department, Brookhaven National Laboratory, Upton, NY, USA*

^b*School of Physics and Astronomy,
University of Edinburgh, Edinburgh UK*

^c*Braid Technologies, Shibuya 2-24-12, Tokyo, Japan.*

^d*Universität Regensburg, Fakultät für Physik, D-93040, Regensburg, Germany*

E-mail: ayamaguc@staffmail.ed.ac.uk

We discuss a substantial update to the Grid software library for Lattice QCD, enabling it to port to multiple GPU architectures while retaining CPU vectorisation and SIMD execution within OpenMP threads. The GPU environments supported include vendor specific Nvidia CUDA and AMD HIP environments and a (mostly) standards based SYCL implementation. This is performed by an internal abstraction interface giving single source cross-platform performance portability across all number of planned Exascale architectures, and all those planned by the US Department of Energy.

*The 38th International Symposium on Lattice Field Theory, LATTICE2021 26th-30th July, 2021
Zoom/Gather@Massachusetts Institute of Technology*

*Speaker

1. Introduction

<https://github.com/paboyle/Grid/>

Grid is a software package that has for some time provided common operations and algorithms that underpin many lattice QCD simulations [1, 2]. It was initially developed[2] to support Single Instruction Multiple Data (SIMD) execution on a wide variety multicore processors by Intel, AMD, IBM and ARM, making use of SIMD intrinsics to deliver excellent performance in compiled code.

Modern GPU's provide powerful alternatives to CPU's and deliver excellent performance and power performance for a number of reasons. Firstly, an accelerator architecture may be more specialised than processor cores targeting best general purpose single thread performance (and a full range of features). Secondly, by using a private memory system more aggressive technology decisions may be made. A host CPU is retained for executing general code that is not well handled by a GPU thread, and an *offload* model is used where critical loops and data are marked by software for execution and placement on the accelerator device.

All GPU's at this time present a parallel multi-dimensional (1d to 3d) loop as the primitive looping construct. Similar to the Connection Machine computer, the machine model is that each instance of the parallel loop body is presented as a different virtual machine or thread. However syntactically the implementation is less elegant without data parallel expressions in the high level language. Fortunately Grid provides such a high level interface which is implemented on top of an internal parallel loop construct.

Although GPU's are fundamentally SIMD architectures, addressing modes and masked execution are cleverly used to obscure this fact and present a scalar processing model to the programmer, called "Single Instruction Multiple Thread" (SIMT). In SIMT, a single instruction fetch unit controls *multiple* logical threads, typically a number of $O(32)$. When some threads choose yes, and other threads choose no the divergence leads to loss of parallel throughput.

Accesses to thread private data (stack, local memory and what the programmer would think of as local variables - if not in registers) are addressed in a way that efficiently interleaves accesses to corresponding local memory locations by each thread in a physical memory array. One might imagine that electronically the "thread" index within a parallel execution group dictates the byte address within a hardware SRAM data bus. This ensures that when a group of software "threads" concurrently execute the same instruction, and they all access the matching variable on their respective stack or local memory. The accesses will be transferred as a physically contiguous data beat even though the virtual addresses are relative to a stack pointer or in a local memory space. ¹

The challenge of writing high performance and portable code is three fold. Firstly, the syntax for offloading loops depends on the underlying software environment. We have managed to identify a suite of abstractions that are both compact and adequate to write portable and performant software with a single interface. Secondly, the somewhat larger challenge is to write a single programme that captures the differing semantics between SIMD and SIMT execution models. Our goal is to preserve Thirdly placing data and managing data motion should be simple and even transparent when using Grid data parallel operations.

¹One might even imagine that conventional microprocessors could, in principle, add addressing modes that facilitate a similar SIMT model in their vector extensions.

In this proceedings we highlight the changes made to Grid to obtain cross-platform accelerator portability and we give some early performance results on modern variety of architectures. We demonstrate that the code is provably optimal on Nvidia A100 GPUs for the Domain Wall Fermion operator.

2. Acceleration abstraction

The generalisation of Grid to GPU's required us to introduce several related technologies. The target is to define an abstraction that can cover HIP, SYCL and CUDA

- Offload primitives and device function attributes
- Memory allocation primitives
- Software managed device cache for host memory regions
- Distinguish accessors (views) of lattice objects from the storage container
- Abstraction capturing SIMT and SIMD models in a single interface
- Updating the Grid Expression Template engine

Grid already had a parallel for construct used to target OpenMP threaded loops on multicore CPUs. This was generalised, using a similar C++ Lambda function object approach to that taken by SYCL[4], Kokkos[5] and RAJA[6] to capture loop bodies and pass to a device. Care must be taken to ensure all data referenced by the loop body is accessible to the device and we will describe how this is performed later.

Covariant programming: The optimal data layout changes with parallelism model. Both SIMD and SIMT are electronically vector architectures and a partial “struct-of-array” transformation is needed in data arrays in memory. However they semantically differ in the behaviour of local variables within functions. In GPU each “lane” of the underlying SIMD executes a different logical instance of the same function, and thus processes scalar items, while in a CPU local variables remain (short) vector data types. Optimal software cannot be invariant when the architecture is changed, and rather to target both efficiently it is necessary to design a programming style that transforms covariantly with the architecture, as in the table below.

Model	Memory	Thread
Scalar	Complex Spinor[4][3]	Complex Spinor[4][3]
SIMD	Complex Spinor[4][3][N]	Complex Spinor[4][3][N]
SIMT	Complex Spinor[4][3][N]	Complex Spinor[4][3]

Grid introduces transfer functions `coalescedRead` and `coalescedWrite` that map between these layouts, and lattice objects have an additional accessor method `operator()` that performs this translation and minimises the syntactical changes between SIMD and SIMT loop bodies. C++11 added automatic type inference and the key to *covariant programming* is to not hard code the datatypes of temporary variables in a loop, but to deduce the type from the return type of a `coalescedRead` so that the loop body transforms with the architecture. We give an illustrative example below of an optimised routine and explain the elements in the following sections.

```

template<class obj1,class obj2,class obj3> inline
void mult(Lattice<obj1> &ret,const Lattice<obj2> &lhs,const Lattice<obj3> &rhs){
    ret.Checkerboard() = lhs.Checkerboard();
    autoView( ret_v , ret, AcceleratorWrite);
    autoView( lhs_v , lhs, AcceleratorRead);
    autoView( rhs_v , rhs, AcceleratorRead);
    accelerator_for(ss,lhs_v.size(),obj1::Nsimd(),{
        decltype(coalescedRead(obj1())) tmp;
        auto lhs_t = lhs_v(ss);
        auto rhs_t = rhs_v(ss);
        mult(&tmp,&lhs_t,&rhs_t);
        coalescedWrite(ret_v[ss],tmp);
    });
}

```

2.1 Internal API

The functionality of Grid was augmented with “accelerator” primitives.

- Function attributes

```

    accelerator
    accelerator_inline

```

- Parallel looping / offload

```

    accelerator_for(iter1, num1, nsimd, ... )
    accelerator_for2d(iter1, num1, iter2, num2, nsimd, ... )
    accelerator_forNB, accelerator_for2dNB
    uint32_t accelerator_barrier();          // device synchronise

```

- Parallelism control: Number of threads in thread block is `acceleratorThreads*Nsimd`

```

    acceleratorInit();
    uint32_t acceleratorThreads(void);
    void    acceleratorThreads(uint32_t);
    void    acceleratorSynchronise(void);  // synch warp etc..

```

- Coalesced reading support

```

    int    acceleratorSIMTlane(int Nsimd); // my thread location
    // Memory representation to stack representation
    coalescedRead()/coalescedReadPermute()/coalescedWrite()

```

- Reduction

```

    template<class t> accelerator_sum(t *tp,uint64_t num)

```

- Memory management and motion

```

void *acceleratorAllocShared(size_t bytes);
void *acceleratorAllocDevice(size_t bytes);
void acceleratorFreeShared(void *ptr);
void acceleratorFreeDevice(void *ptr);
void *acceleratorCopyToDevice(void *from,void *to,size_t bytes);
void *acceleratorCopyFromDevice(void *from,void *to,size_t bytes);
void *acceleratorCopyDeviceToDevice(void *from,void *to,size_t bytes);

```

2.2 Offload primitives and attributes

Grids internal API to acceleration is contained in a header `Accelerator.h`, and is itself a fairly useful component. Generically the prefix `accelerator` is used in the functionality. CUDA requires by default that device code be in “.cu” source files. This can be avoided with compiler flags to insist that all C++ files contain CUDA code, and not renaming. CUDA and HIP have a compiler model that requires that all accelerator functions be marked with a `__device__` attribute.

For Grid code itself, handling this is not onerous: Grid has always used a `strong_inline` attribute for high performance code, and globally renaming this attribute `accelerator_inline` as a macro that on HIP and CUDA expands to give both device and inline attributes. The `parallel_for` construct was replaced with distinguished `thread_for` which always executes on the host processor under OpenMP and `accelerator_for`. These macros capture a loop body as a macro parameter and on GPU targets form a hidden C++ lambda function object that executes one loop iteration. The object is passed as a `device lambda` on HIP, SYCL and CUDA. Examples of the macro implementation are shown in figure 1 and 2

```

// CUDA specific
accelerator_inline int acceleratorSIMTlane(int Nsimd) {
return threadidx;
}
#define accelerator_for2d( iter1, num1, iter2, num2, nsimd, ... ). \
{ \
typedef uint64_t Iterator; \
auto lambda = [=] accelerator \
(Iterator iter1,Iterator iter2,Iterator lane) mutable { \
__VA_ARGS__ \
}; \
int nt=acceleratorThreads(); \
dim3 cu_threads(acceleratorThreads(),1,nsimd); \
dim3 cu_blocks ((num1+nt-1)/nt,num2,1); \
LambdaApply<<<cu_blocks,cu_threads>>(num1,num2,nsimd,lambda); \
}

// SYCL specific
accelerator_inline int acceleratorSIMTlane(int Nsimd) {
return __spirv::initLocalInvocationId<3, cl::sycl::id<3>>()[2];
}
#define accelerator_for2d( iter1, num1, iter2, num2, nsimd, ... ) \
theGridAccelerator->submit([&](cl::sycl::handler &cgh) { \
unsigned long nt=acceleratorThreads(); \
unsigned long unum1 = num1; \
unsigned long unum2 = num2; \
cl::sycl::range<3> local {nt,1,nsimd}; \
cl::sycl::range<3> global{unum1,unum2,nsimd}; \
cgh.parallel_for<class dslash>(\
cl::sycl::nd_range<3>(global,local), \
[=]( cl::sycl::nd_item<3> item) mutable { \
auto iter1 = item.get_global_id(0); \
auto iter2 = item.get_global_id(1); \
auto lane = item.get_global_id(2); \
{__VA_ARGS__}; \
}); \
});

```

Figure 1: Macro implementation of kernel offload for CUDA and SYCL. Grid and user code use consistently the `accelerator_for` construct. We emphasise that most user code uses either Grid functions or expression template engine and only expert kernels use the `accelerator_for`. This is an internal implementation detail that may be useful to others developing independent GPU codes.

2.3 Memory models and software managed cache

Grid can be compiled with two options for using GPU memory. The simplest (and earliest port) was achieved using Unified Virtual Memory (UVM) where we assume that memory can be allocated for lattice (and other) data that is accessible to both CPU code and the accelerator loops.

```

// HIP specific
accelerator_inline int acceleratorSIMTlane(int Nsimd) {
return hipThreadIdx_z;
}
#define accelerator_for2d( iter1, num1, iter2, num2, nsimd, ... ) \
{ \
typedef uint64_t Iterator; \
auto lambda = [=] accelerator \
(Iterator iter1,Iterator iter2,Iterator lane ) mutable { \
{ __VA_ARGS__}; \
}; \
int nt=acceleratorThreads(); \
dim3 hip_threads(nt,1,nsimd); \
dim3 hip_blocks ((num1+nt-1)/nt,num2,1); \
hipLaunchKernelGGL(LambdaApply,hip_blocks,hip_threads, \
0,0, \
num1,num2,nsimd,lambda); \
}

// OpenMP specific
#define accelerator
#define accelerator_inline strong_inline
#define accelerator_for(iterator,num,nsimd, ... ) \
thread_for(iterator, num, { __VA_ARGS__ });
#define accelerator_for(iterator,num,nsimd, ... ) \
thread_for(iterator, num, { __VA_ARGS__ });
#define accelerator_barrier(dummy)
#define accelerator_for2d(iter1, num1, iter2, num2, nsimd, ... ) \
thread_for2d(iter1,num1,iter2,num2,{ __VA_ARGS__ });

```

Figure 2: Macro implementation of kernel offload for HIP and OpenMP. Grid and user code use consistently the `accelerator_for` construct. We emphasise that most user code uses either Grid functions or expression template engine and only expert kernels use the `accelerator_for`. This is an internal implementation detail that may be useful to others developing independent GPU codes.

This was found to perform reasonably well until, particularly on the Summit computer, the total capacity of the GPU memory was exceeded and substantial slow down was seen when data had to be evicted to make space for new data.

As a result we also implemented a `MemoryManager` object that maintains a software cache of host memory on the device with a replacement algorithm under our control. This is inspired to some degree by the SYCL “buffer” model but leaves code able to use pointers.

A key element is to separate Lattice objects into *lattice containers* which own the data, and *lattice views* which contain pointers and the ability to dereference or access the data. A view is obtained by calling a member function of the container. The view is a lightweight structure appropriate to be copied by value into a device kernel. The call to obtain the view must specify intent: one of `CpuRead`, `CpuWrite`, `AcceleratorRead` or `AcceleratorWrite`. Under UVM compilation (`-enable-unified=yes`) the operation is trivial. However under explicit data motion (`-enable-unified=no`) this allows a software cache to be consistently maintained.

The `MemoryManager` contains two data structures: a table of cache entries, indexed by host pointer and storing (possible) corresponding device pointer, region size, reference counters and a state that is one of `CpuDirty`, `AcceleratorDirty`, `Consistent` or `Empty`. The sequence of view accesses migrates a vector between host and device according to access intent and prior state. The whole buffer is treated as a single entity and high performance memory copies between host and device used. The total aggregate footprint available to Grid for this cache has a target high watermark limit, controllable via a command line parameter `-device-mem X (mb)`. If this high watermark will be exceeded by moving data to the device, previously resident data is evicted to make space.

The cache data structure is implemented via an $O(1)$ overhead hash table (`std::unordered_map`) The victim selection implements a true “least recently used” algorithm. The LRU is maintained using an $O(1)$ double ended queue to maintain ordering. Any access removes an item from the queue and replaces it at the front. As a power user feature, Lattice fields can be given one of two priorities with an “Advise” function. Large volume and infrequent data can be advised as infrequently used, and made always a higher priority

Views are opened locally in a scope around an `accelerator_for` loop, and opening and closing

the (reference counted) Views trigger the software cache operations. A convenience “autoView” macro hides some of the syntactical overhead for closing. View management is automatic when using the Grid Expression template engine.

2.4 Expression template engine

Grid has for some time had a flexible expression template engine. Updating this to work efficiently under offload required some careful implementation. Grid builds a compound object representing the abstract syntax tree (AST) of an expression, and a deferred evaluation function performs the operations that this AST represents. The composite object built has to no longer store references to the lattice containers (these would be host pointers!) but rather map these to accelerator read view objects. The evaluation of lattice leaf nodes in this expression tree were updated to return a scalar element, the result of a coalesced read on the lattice object. Although very sophisticated and carefully written C++ code, the modifications are actually rather modest and general expression template user code works without modification.

3. Performance results

CUDA The University of Edinburgh and Juelich Supercomputer Centre have both recently purchased ATOS systems based on nodes with four A100 Nvidia GPUs, AMD CPU’s and four Mellanox HDR network interfaces. The system uses PCI express switches and gives good bus performance between network and GPU memory.

Figure 3 displays the weak scaling of Grid on the Edinburgh “Tursa” and NERSC Perlmutter (phase 1) systems. Phase 2 will shortly upgrade the network. We see that Perlmutter is currently network limited but that Tursa has a balanced network provisioning that allows good weak scaling at volumes per GPU of 24^4 and above. The network performance of the ATOS systems is shown in a detailed microbenchmark in figure 4.

HIP We have run Grid but not yet fully optimised on the Spock system comprising 4 MI-100 AMD GPUs in ORNL. We obtain 1.3TF/s per GPU and 4TF/s on one four-GPU node. We have been advised that performance patches from AMD will increase this, perhaps to 1.8TF/s on MI-100. The Frontier system will install substantially faster MI-250 GPUs than the MI-100, and so we hope that a final configuration Frontier node will deliver a similar performance to a Tursa node.

SYCL We have run on Intel DGX and Arctic Sound GPUs obtaining expected performance consistent with the available memory bandwidth. We used a mixture of the pure SYCL 2020 standard for Grid but dropped to the “Level Zero” vendor specific API to access GPU-GPU copies within a node.

4. Conclusion and outlook

Grid has been substantially reengineered to support both SIMD CPU and SIMT GPU execution models. Of the planned Perlmutter, Frontier and Aurora systems in the US DOE open science roadmap, all of them have distinct vendor native programming environments. Regardless Grid now supports all of these and is expected to deliver good single GPU performance on each. Further,

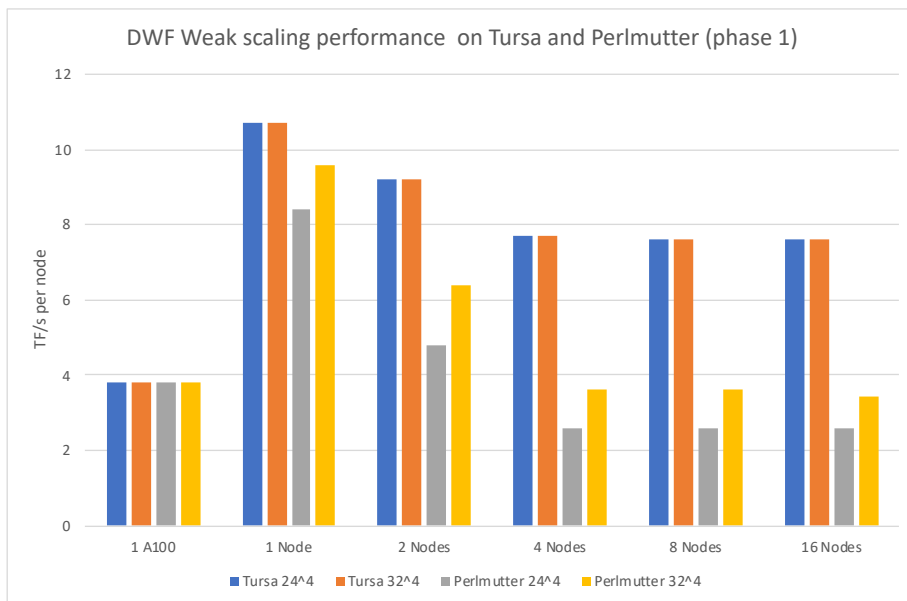


Figure 3: We show the performance per node on two recent systems comprising 4 x Nvidia A100 GPUs per node. The Atos Sequana “Tursa” system in Edinburgh (an identical technology to the Juelich Booster system), and the phase one Perlmutter system at NERSC, LBNL. The Perlmutter should be upgraded in phase 2 and is anticipated to give significantly upgraded performance. With current GPU’s a ratio of 200Gbit/s interconnect per 4TF/s seems a sweet spot.

intranode communication is supported using direct vendor provided GPU-GPU copy functionality and so is not dependent on an efficient MPI implementation.

On the Nvidia platforms the software has been profiled and demonstrated to saturate available memory bandwidth in all kernels involved in the DWF Dirac operator and around 40% of floating pipeline usage on the node local “Wilson” matrix. The code is therefore provable optimal. Further excellent scaling is seen both within a node and on the Edinburgh and Juelich systems across multiple nodes with near perfect overlap of communication and computation.

5. Acknowledgements

PB has been supported in part by the U.S. Department of Energy, Office of Science, Office of Nuclear Physics under the Contract No. DE-SC-0012704 (BNL). P.B. has also received support from the Royal Society Wolfson Research Merit award WM/60035. A.Y. has been supported by Intel. A.P. is supported in part by UK STFC grant ST/P000630/1. A.P. also received funding from the European Research Council (ERC) under the European Union’s Horizon 2020 research and innovation programme under grant agreements No 757646 & 813942.

References

- [1] “Grid Documentation” <https://github.com/paboyle/Grid/blob/develop/documentation/Grid.pdf>

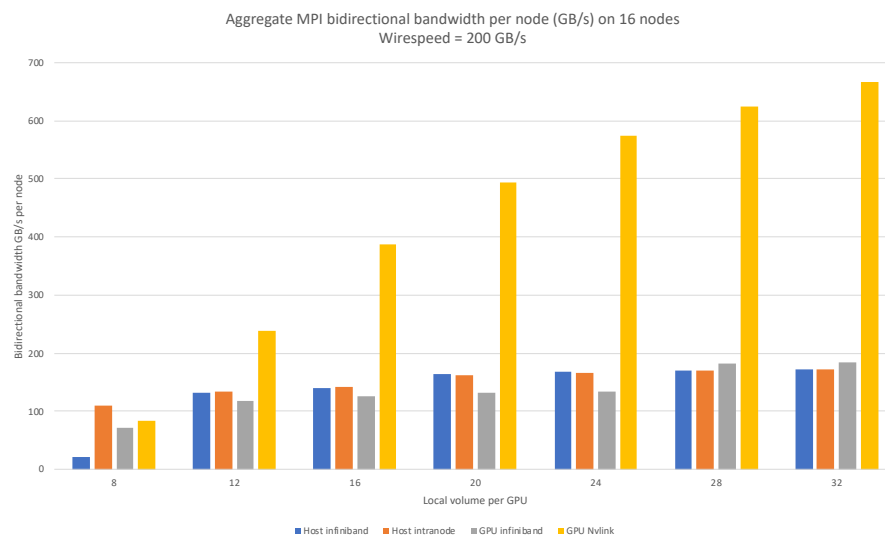


Figure 4

We show the GPU-GPU interconnect performance of four 200Gbit/s Mellanox infiniband cards on Tursa. The peak bidirectional bandwidth is $4 \times 2 \times 200$ Gbit/s (and so 200 GB/s). Over 90% of this speed is delivered using MPI to access GPU Direct RDMA between GPUs. NVlink performance interior to the node is excellent.

- [2] P. A. Boyle, G. Cossu, A. Yamaguchi and A. Portelli, “Grid: A next generation data parallel C++ QCD library,” PoS **LATTICE2015** (2016), 023 doi:10.22323/1.251.0023
- [3] P. Boyle and A. Yamaguchi, “Comparison of Domain Wall Fermion Multigrid Methods,” [arXiv:2103.05034 [hep-lat]].
- [4] <https://www.khronos.org/registry/SYCL/specs/sycl-2020/html/sycl-2020.html>
- [5] Trott, Christian R. and Lebrun-Grandié, Damien and Arndt, Daniel and Ciesko, Jan and Dang, Vinh and Ellingwood, Nathan and Gayatri, Rahul Kumar and Harvey, Evan and Hollman, Daisy S. and Ibanez, Dan and Liber, Nevin and Madsen, Jonathan and Miles, Jeff and Poliakoff, David and Powell, Amy and Rajamanickam, Sivasankaran and Simberg, Mikael and Sunderland, Dan and Turcksin, Bruno and Wilke, Jeremiah, IEEE Transactions on Parallel and Distributed Systems “Kokkos 3: Programming Model Extensions for the Exascale Era” 2022, Vol 33 No 4, 805-817. doi 10.1109/TPDS.2021.3097283
- [6] RAJA Performance Portability Layer. <https://github.com/LLNL/RAJA>
D. A. Beckingsale, J. Burmark, R. Hornung, H. Jones, W. Killian, A. J. Kunen, O. Pearce, P. Robinson, B. S. Ryujin, T. R. W. Scogland, "RAJA: Portable Performance for Large-Scale Scientific Applications", 2019 IEEE/ACM International Workshop on Performance, Portability and Productivity in HPC (P3HPC).

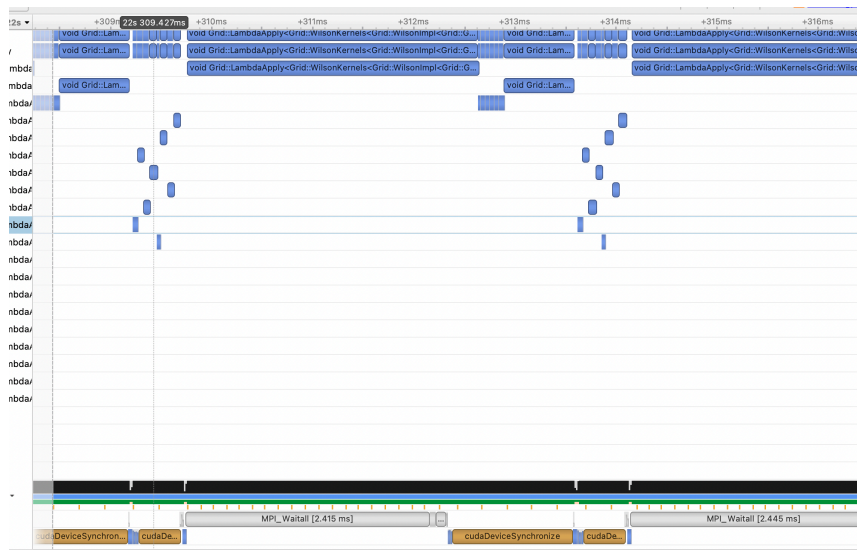


Figure 5: We show the CUDA Nsight-sys profile of our code running on node zero of a 16 node job on Tursa. The communication and computation are perfectly overlapped and this system is well balanced for QCD. After continued optimisation of our code 16 multi-GPU nodes using 64 GPU’s deliver that same performance as 1024 (substantially cheaper) nodes of the previous system it replaces. All kernels in the sequence (including face assembly) have been profiled and verified to obtain around 80% of the peak memory bandwidth.

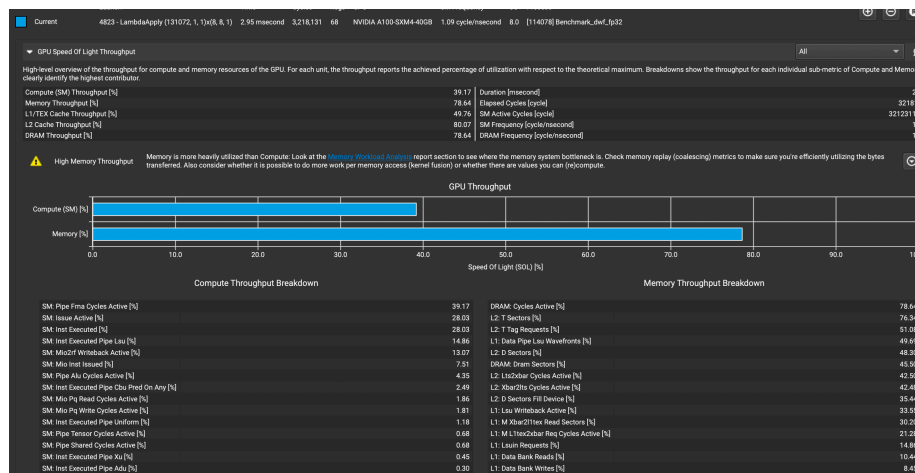


Figure 6: We show the CUDA Nsight-compute profile of the main kernel DWF code. All kernels in the sequence (including face assembly) have been profiled and verified to obtain around 80% of the peak memory bandwidth. This kernel is typical, but as it is floating point rich it is also seen to obtain 39% utilisation of the floating point pipeline and a high fraction of the available cache bandwidth. Communication and computation are being efficiently overlapped while this kernel runs.