

Asymptotic Normality of Log Likelihood Ratio and Fundamental Limit of the Weak Detection for Spiked Wigner Matrices

HYE WON CHUNG ^{*}, JIHO LEE [†], AND JI OON LEE [‡]

March 3, 2022

Abstract

We consider the problem of detecting the presence of a signal in a rank-one spiked Wigner model. Assuming that the signal is drawn from the Rademacher prior, we prove that the log likelihood ratio of the spiked model against the null model converges to a Gaussian when the signal-to-noise ratio is below a certain threshold. From the mean and the variance of the limiting Gaussian, we also compute the limit of the sum of the Type-I error and the Type-II error of the likelihood ratio test.

1 Introduction

One of the most fundamental questions in statistics and data science is to detect a signal from noisy data. The simplest model for the ‘signal-plus-noise’ data is the spiked Wigner matrix, where the signal is a vector and the noise is a symmetric random matrix. In this model, the data matrix is of the form

$$M = H + \sqrt{\lambda} \mathbf{x} \mathbf{x}^T,$$

where the signal \mathbf{x} is an N -dimensional vector and the noise matrix H is an $N \times N$ Wigner matrix. (See Definition 2.1 and Assumption 2.2 for the precise definition.) The parameter λ is the signal-to-noise ratio (SNR).

The signal detection/recovery problems for the spiked Wigner matrix have been widely studied in the past decade. The most natural way of analyzing it is the principal component analysis (PCA). If $\lambda > 1$, the largest eigenvalue of M separates from the bulk of the spectrum, and hence the signal can be reliably detected by PCA. On the other hand, if $\lambda < 1$, the largest eigenvalue carries no information on the signal and PCA fails.

The spectral threshold $\lambda_c = 1$ for the PCA is optimal when the noise is Gaussian so that reliable detection is impossible below the spectral threshold [19]. If the noise is non-Gaussian, however, the conventional PCA is sub-optimal and can be improved by transforming the data entrywise [4, 19]. In this case, with an optimal entrywise transformation, under suitable conditions, the threshold is lowered to $1/F$, where F is the Fisher information of the (off-diagonal) noise distribution. (See (2.1) for its definition.)

Below the threshold, it is only possible to consider a hypothesis test between the null model $\lambda = 0$ and the alternative $\lambda > 0$. The limit of the detection can then be proved by analyzing the performance of the

^{*}School of Electrical Engineering, KAIST, Daejeon, 34141, Korea
email: hwchung@kaist.ac.kr

[†]Korea Science Academy of KAIST, Busan, 10547, Korea
email: efidiaf@ksa.hs.kr

[‡]Department of Mathematical Sciences, KAIST, Daejeon, 34141, Korea
email: jioon.lee@kaist.edu

likelihood ratio (LR) test, which minimizes the sum of the Type-I and Type-II errors by Neyman–Pearson lemma. For Gaussian noise, the log-LR coincides with the free energy of the Sherrington–Kirkpatrick (SK) model of spin glass. The limiting fluctuation of the free energy of the SK model is given by a Gaussian in the high-temperature case, and the result is directly applicable to the proof of asymptotic normality of the log-LR and the limiting error of the LR test.

The questions on the performance of the LR test is more complicated with the non-Gaussian noise. While the free energy of the SK model converges to a normal distribution with non-Gaussian interaction for some cases [1, 3], it does not prove the Gaussian convergence of the log-LR due to the difference between the free energy and the log-LR involving non-Gaussian random variables.

1.1 Main contribution

In this paper, we focus on the likelihood ratio between the null hypothesis $\mathbf{H}_0 : \lambda = 0$ and the alternative hypothesis $\mathbf{H}_1 : \lambda = \omega > 0$. Assuming that $\lambda < 1/F$ and the distribution of the signal, called the prior, is Rademacher, i.e., $\sqrt{N}x_i$'s are i.i.d. standard Gaussian,

- (Asymptotic normality - Theorem 2.3) we prove that the log-LR converges to a Gaussian, and
- (Optimal error - Corollary 2.5) we compute the sum of the Type-I and Type-II errors of the LR test.

If the noise is Gaussian, from the normalization in Definition 2.1 and Assumption 2.2, the likelihood ratio

$$\begin{aligned} \mathcal{L}(M; \omega) &= \frac{d\mathbb{P}_1}{d\mathbb{P}_0} := \frac{1}{2^N} \sum_{\mathbf{x}} \prod_{i < j} \frac{\exp(-\frac{N}{2}(\sqrt{N}M_{ij} - \sqrt{\omega N}x_i x_j)^2)}{\exp(-\frac{N}{2}(\sqrt{N}M_{ij})^2)} \prod_k \frac{\exp(-\frac{N}{2}(\sqrt{N}M_{kk} - \sqrt{\omega N}x_k^2)^2)}{\exp(-\frac{N}{2}(\sqrt{N}M_{kk})^2)} \\ &= \frac{1}{2^N} \sum_{\mathbf{x}} \prod_{i < j} \exp\left(\sqrt{\omega}N^2 M_{ij} x_i x_j - \frac{\omega}{2}\right) \prod_k \exp\left(NM_{kk} - \frac{\omega}{2}\right), \end{aligned} \quad (1.1)$$

where we used that $x_i^2 = N^{-1}$ for all i . The random term off-diagonal term in (1.1),

$$\frac{1}{2^N} \sum_{\mathbf{x}} \prod_{i < j} \exp\left(\sqrt{\omega}N^2 M_{ij} x_i x_j\right) = \frac{1}{2^N} \sum_{\mathbf{x}} \exp\left(\sqrt{\omega}N^2 \sum_{i < j} M_{ij} x_i x_j\right),$$

coincides with the free energy of the Sherrington–Kirkpatrick model for which the asymptotic normality is known. (The diagonal part is independent from the off-diagonal part and its asymptotic (log)-normality can be easily proved by the CLT.)

If the noise is non-Gaussian, however, we instead have

$$\mathcal{L}(M; \omega) = \frac{1}{2^N} \sum_{\mathbf{x}} \prod_{i < j} \frac{p(\sqrt{N}M_{ij} - \sqrt{\omega N}x_i x_j)}{p(\sqrt{N}M_{ij})} \prod_k \frac{p_d(\sqrt{N}M_{kk} - \sqrt{\omega N}x_k^2)}{p_d(\sqrt{N}M_{kk})}, \quad (1.2)$$

where p and p_d are the densities of the (normalized) off-diagonal terms and the diagonal terms, respectively. Applying the Taylor expansion,

$$\frac{p(\sqrt{N}M_{ij} - \sqrt{\omega N}x_i x_j)}{p(\sqrt{N}M_{ij})} \simeq 1 - \sqrt{\omega N} \frac{p'(\sqrt{N}M_{ij})}{p(\sqrt{N}M_{ij})} x_i x_j + \frac{\omega}{2N} \frac{p''(\sqrt{N}M_{ij})}{p(\sqrt{N}M_{ij})},$$

and after comparing it to the Taylor expansion of the exponential function, it is possible to rewrite the leading order terms of the off-diagonal part of the LR as

$$\frac{1}{2^N} \sum_{\mathbf{x}} \exp\left(\sum_{i < j} (A_{ij} x_i x_j + B_{ij})\right), \quad (1.3)$$

where A_{ij} and B_{ij} depend only on $p(\sqrt{N}M_{ij})$ and its derivatives. (See (4.3)-(4.6) for the precise definition.) Since A_{ij} and B_{ij} are not independent, the asymptotic normality of (1.3) is not obvious, and in fact, requires hard analysis.

The main technical difficulty in the analysis of the log-LR arises from that the mechanism for the Gaussian convergence of the terms containing A_{ij} , which we call the spin glass term, and those with B_{ij} , which we call the CLT term, are markedly different. While the latter can be readily proved by the CLT, the former is a result from the theory of spin glass based on the combinatorial analysis for the graph structure involving A_{ij} 's. To overcome the difficulty, adopting the strategy of [1], we decompose the spin glass term, $\frac{1}{2^N} \sum_{\mathbf{x}} \exp\left(\sum_{i < j} (A_{ij} x_i x_j)\right)$, into two parts, which are asymptotically orthogonal to each other, conditional on (B_{ij}) . (See Proposition 4.4 for more detail.) We can then verify the part that depends on (B_{ij}) and express the dependence by a conditional expectation on (B_{ij}) . Combining the B -dependent part of the spin glass term with the CLT term, we can prove the Gaussian convergence with a precise formula for the mean and the variance of the limiting distribution.

From the asymptotic normality, it is immediate to prove the sum of the Type-I and Type-II errors of the LR test. The limiting error in Corollary 2.5 converges to 0 as $\lambda \nearrow \frac{1}{F}$, which shows that the detection threshold $\lambda_c = \frac{1}{F}$. While the limiting error of the LR test for the case $\lambda > \frac{1}{F}$ also converges to 0, which can be indirectly deduced from that the transformed PCA in [19] can reliably detect the signal, our result is not directly applicable to this case; the asymptotic normality holds only in the regime $\lambda < \frac{1}{F}$ and it is expected the asymptotic behavior of the log LR changes if $\lambda > \frac{1}{F}$, which corresponds to the low temperature regime in the theory of spin glass.

The Rademacher prior we consider in this work is one of the most natural models for the rank-1 signal-plus-noise data, and it also corresponds to the most fundamental spin configuration in the SK model. Our method relies on this special structure of the spike at least in the technical level, and we believe that our main result would change with different priors. See the discussion at the end of Section 2.2 and also the numerical experiments in Section 3.

1.2 Related works

The phase transition of the largest eigenvalue of the spiked Wigner matrix has been extensively studied in random matrix theory. It is known as the BBP transition after the seminal work by Baik, Ben Arous, and P      [2] for spiked (complex) Wishart ensembles. Corresponding results for the spiked Wigner matrix were proved under various assumptions [18, 11, 6, 5]. For the behavior of the eigenvector associated with the largest eigenvalue of the spiked Wigner matrix, we refer to [5].

The impossibility of the reliable detection for the case $\lambda < 1$ with the Gaussian noise was first considered by Montanari, Reichman, and Zeitoui [14]. The optimality of the PCA for the Gaussian noise and the sub-optimality of the PCA for the non-Gaussian noise was proved by Perry, Wein, Bandeira, and Moitra [19] under mild assumptions on the prior. We remark that the threshold λ_c may not be exactly 1 depending on the prior [10].

The analysis on the LR test and its fundamental limit was studied by El Alaoui, Krzakala, and Jordan [10] under the assumption that the signal is an i.i.d. random vector and the noise is Gaussian. We remark that there exists a non-LR test based on the linear spectral statistics of the data matrix, which is also optimal [7].

The detection problem for the spiked rectangular model, introduced by Johnstone [12], has also been widely studied. We refer to [15, 16, 9, 13] for the weak detection under Gaussian noise and [19, 13] for the sub-optimality of the PCA under non-Gaussian noise.

The SK model is one of the most fundamental model of spin glass. The model was introduced by Sherrington and Kirkpatrick [20] as a mean-field version of the Edwards–Anderson model [8]. The (deterministic) limit

of the free energy of the SK model was first predicted by Parisi [17], and it is later rigorously proved by Talagrand [21]. The fluctuation of the free energy for the SK model was studied by Aizenman, Lebowitz, and Ruelle [1]; they showed the Gaussian convergence of the fluctuation of the free energy in the high temperature case, which also holds with non-Gaussian noise. To our best knowledge, the fluctuation in the low temperature case, including the zero-temperature case, still remains open.

1.3 Organization of the paper

The rest of the paper is organized as follows: In Section 2, we precisely define the model and state the main result. In Section 3, we present some examples and conduct numerical experiments to compare the outcomes with the theoretical result. In Sections 4 and 5, we prove our main result. We conclude the paper in Section 6 by summarizing our results and proposing future research directions.

2 Main Results

2.1 Definition of the model

We begin by precisely defining the model we consider in this paper. We suppose that the noise matrix is a Wigner matrix, which is defined as follows:

Definition 2.1 (Wigner matrix). We say an $N \times N$ random matrix $H = (H_{ij})$ is a Wigner matrix if H is a real symmetric matrix and H_{ij} ($1 \leq i \leq j \leq N$) are independent centered real random variables satisfying

- (Normalization) $N\mathbb{E}[H_{ij}^2] = 1$ for all $1 \leq i < j \leq N$ and $N\mathbb{E}[H_{ii}^2] = w_2$ for some w_2 , independent of N ,
- (Finite moment) for any $D > 0$, there exists a constant C_D , independent of N , such that $N^{\frac{D}{2}}\mathbb{E}[H_{ij}^D] \leq C_D$ for all $1 \leq i \leq j \leq N$.

For the data matrix $M = H + \sqrt{\lambda}\mathbf{x}\mathbf{x}^T$, we additionally assume the following:

Assumption 2.2. For the spike \mathbf{x} , we assume that the normalized entries $\sqrt{N}x_i$ are i.i.d. random variables with Rademacher distribution.

For the noise matrix H , let p and p_d be the densities of the normalized off-diagonal entries $\sqrt{N}H_{ij}$ and the normalized diagonal entries $\sqrt{N}H_{ii}$, respectively. We assume the following:

- The density functions p and p_d are smooth, positive everywhere, and symmetric (about 0).
- The functions p , p_d , and their all derivatives vanish at infinity.
- The functions $h := -p'/p$, $h_d := -p'_d/p_d$, and their all derivatives are polynomially bounded in the sense that for any s there exist constants $C_s, r_s > 0$, independent of N , such that $|h^{(s)}(w)|, |h_d^{(s)}(w)| \leq C_s|w|^{r_s}$.

We remark that we assume the condition on the finite moment in Definition 2.1 and the assumptions on the noise matrix in Assumption 2.2 due to technical reasons; while it is believed that those are not necessary, for the sake of brevity, we do not attempt to relax them further in this paper.

2.2 Main results

Recall that the SNR ω for the alternative \mathbf{H}_1 is known. Our main result is the following asymptotic normality for the log LR of the hypothesis test between $\mathbf{H}_0 : \lambda = 0$ versus $\mathbf{H}_1 : \lambda = \omega > 0$.

Theorem 2.3. Suppose that M is a spiked Wigner matrix satisfying Assumption 2.2. Define

$$F := \int_{-\infty}^{\infty} \frac{(p'(x))^2}{p(x)} dx, \quad F_d := \int_{-\infty}^{\infty} \frac{(p'_d(x))^2}{p_d(x)} dx, \quad G := \int_{-\infty}^{\infty} \frac{(p''(x))^2}{p(x)} dx. \quad (2.1)$$

If $\omega F < 1$, the log likelihood ratio $\log \mathcal{L}(M; \lambda)$ of \mathcal{P}_1 with respect to \mathcal{P}_0 under \mathbf{H}_0 (defined in (1.2)) converges in distribution to $\mathcal{N}(-\rho, 2\rho)$ as $N \rightarrow \infty$, where

$$\rho := -\frac{1}{4} \left(\log(1 - \omega F) + \omega(F - 2F_d) + \frac{\omega^2}{4}(2F^2 - G) \right). \quad (2.2)$$

Remark 2.4. Applying Le Cam's first lemma, we also find from Theorem 2.3 that the log likelihood ratio of $\log \mathcal{L}(M; \lambda)$ under \mathbf{H}_1 converges in distribution to $\mathcal{N}(\rho, 2\rho)$.

If the off-diagonal density p is Gaussian, we find that $F = 1$, $G = 2$, and the result in Theorem 2.3 coincides with Theorem 2 (and Remark below it) of [10], which states that $\log \mathcal{L}(M; \lambda)$ converges in distribution to $\mathcal{N}(-\rho', 2\rho')$ where

$$\rho' = -\frac{1}{4} (\log(1 - \omega) + \omega(1 - 2F_d)).$$

From the comparison with the Gaussian case, ignoring the term $\frac{\omega^2}{4}(2F^2 - G)$ in (2.2), the result in Theorem 2.3 heuristically show that the effective SNR is ωF when the noise is non-Gaussian.

The change of the effective SNR with non-Gaussian noise can be understood as follows: Under \mathbf{H}_1 , if we apply a function q to a normalized entry $\sqrt{N}M_{ij}$, then by the Taylor expansions,

$$q(\sqrt{N}M_{ij}) = q(\sqrt{N}H_{ij} + \sqrt{\omega N}x_i x_j) \approx q(\sqrt{N}H_{ij}) + \sqrt{\omega N}q'(\sqrt{N}H_{ij})x_i x_j. \quad (2.3)$$

Approximating the right-hand side further by

$$\begin{aligned} q(\sqrt{N}H_{ij}) + \sqrt{\omega N}q'(\sqrt{N}H_{ij})x_i x_j &\approx q(\sqrt{N}H_{ij}) + \sqrt{\omega N}\mathbb{E}[q'(\sqrt{N}H_{ij})]x_i x_j \\ &= \sqrt{N} \left(\frac{q(\sqrt{N}H_{ij})}{\sqrt{N}} + \sqrt{\omega}\mathbb{E}[q'(\sqrt{N}H_{ij})]x_i x_j \right), \end{aligned}$$

we find that the matrix obtained by transforming M entrywise via q is of the form $Q + \sqrt{\omega'}\mathbf{x}\mathbf{x}^T$, which shows that the SNR is effectively changed. The approximation can be made rigorous [19], and after optimizing q , it can be shown that effective SNR is ωF .

An immediate consequence of Theorem 2.3 is the following estimate for the error probability of the LR test.

Corollary 2.5. Suppose that the assumptions of Theorem 2.3 hold. Then, the error probability of the likelihood ratio test

$$\text{err}(\omega) := \mathbb{P}(\text{Accept } \mathbf{H}_0 | \mathbf{H}_1) + \mathbb{P}(\text{Accept } \mathbf{H}_1 | \mathbf{H}_0)$$

converges to

$$\text{erfc} \left(\frac{\sqrt{\rho}}{2} \right) = \frac{2}{\sqrt{\pi}} \int_{\frac{\sqrt{\rho}}{2}}^{\infty} e^{-x^2} dx$$

as $N \rightarrow \infty$, where ρ is as defined in (2.2).

The proof of Corollary 2.5 from Theorem 2.3 is standard; we refer to the proof of Theorem 2 of [7].

Note that the error $\text{err}(\omega)$ converges to 0 as $\omega F \nearrow 1$, which is consistent with the discussion below Theorem 2.3 that the effective SNR is ωF .

Remark 2.6. Since the likelihood ratio test minimizes the sum of Type-I error and the Type-II error by the Neyman–Pearson lemma, we find that for any hypothesis test \mathbf{H}_0 versus \mathbf{H}_1 , $\text{err}(\omega)$ is asymptotically bounded above by $\text{erfc}(\sqrt{\rho}/2)$.

The most non-trivial part in Theorem 2.3 and Corollary 2.5 is the third term of ρ in (2.2),

$$\frac{\omega^2}{4}(2F^2 - G^2). \quad (2.4)$$

We conjecture that this term is due to the Rademacher prior and it would change if we assume a different prior. Our heuristic argument for it is as follows: In [7], it was proposed an algorithm for hypothesis testing based on the linear spectral statistics (LSS) of the data matrix M , which is optimal if the noise is Gaussian; the LSS of the matrix M whose eigenvalues are $\lambda_1 \geq \lambda_2 \geq \dots \geq \lambda_N$ is

$$\sum_{i=1}^N f(\lambda_i)$$

for a function f continuous on an open neighborhood of $[-2, 2]$. If the noise is non-Gaussian, the algorithm in [7] can be improved by pre-transforming the data matrix entrywise transformation as in (2.3). The error of the improved algorithm is

$$\text{erfc}\left(\frac{\sqrt{\tilde{\rho}}}{2}\right), \quad (2.5)$$

where

$$\tilde{\rho} = -\frac{1}{4} \left(\log(1 - \omega F) + \omega(F - 2F_d) + \frac{\omega^2}{4}(2F^2 - \tilde{G}) \right)$$

with

$$\tilde{G} = \left(\int_{-\infty}^{\infty} \frac{(p'(x))^2 p''(x)}{p(x)} dx \right)^2 / \left(\frac{3}{2} \int_{-\infty}^{\infty} \frac{(p'(x))^2 p''(x)}{p(x)} dx - F^2 \right).$$

The error (2.5) differs from the error in Corollary 2.5 only in the term involving ω^2 . The hypothesis test based on the eigenvalues are spherical in nature, since it does not depend on the eigenvectors, or specific directions. It means that the prior naturally associated with the LSS-based test is the spherical prior, which is the uniform distribution on the unit sphere. We thus conjecture that the error term in (2.4) depends on the prior of the model.

3 Examples and Numerical Experiments

In this section, we consider an example of spiked Wigner models with non-Gaussian noise and conduct numerical experiments to compare the error from the simulation with the theoretical error in Corollary 2.5.

Suppose that the density of the noise matrix is

$$p(x) = p_d(x) = \frac{\text{sech}(\pi x/2)}{2} = \frac{1}{e^{\pi x/2} + e^{-\pi x/2}}.$$

We sample $W_{ij} (i \leq j)$ from the density p and let $H_{ij} = W_{ij}/\sqrt{N}$. We also sample the spike $\mathbf{x} = (x_1, x_2, \dots, x_N)$ so that $\sqrt{N}x_i$'s are i.i.d. Rademacher. The data matrix $M = H + \sqrt{\lambda}\mathbf{x}\mathbf{x}^T$. From direct calculation, it is straightforward to see that the constants in Theorem 2.3 are

$$F = F_d = \frac{\pi^2}{8}, \quad G = \frac{\pi^4}{4}.$$

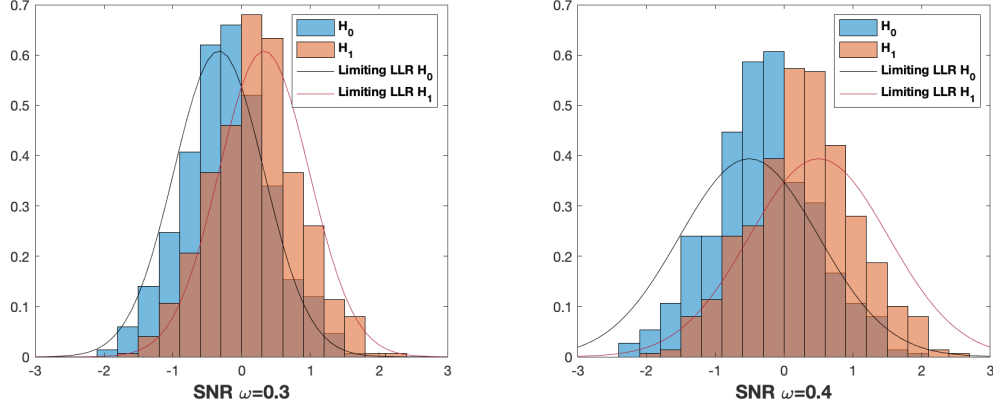


Figure 1: The histogram of the log likelihood ratios under H_0 and H_1 , respectively, for the SNR $\omega = 0.3$ and $\omega = 0.4$ after 500 runs. The limiting log likelihood ratios are also plotted.

Assume that $\omega < \frac{1}{F} = \frac{8}{\pi^2}$. By Corollary 2.5, the limiting error of the LR test is

$$\operatorname{erfc} \left(\frac{1}{4} \sqrt{-\log \left(1 - \frac{\pi^2 \omega}{8} \right) + \frac{\pi^2 \omega}{8} + \frac{7\pi^4 \omega^2}{128}} \right). \quad (3.1)$$

We perform a numerical experiment with 500 samples of the 32×32 matrix M under $\mathbf{H}_0(\lambda = 0)$ and $\mathbf{H}_1(\lambda = \omega)$, respectively, varying the SNR ω from 0 to 0.5. Since finding the exact log-LR in (1.2) for each sample is not viable computationally (as it requires to compute the average of the likelihood ratios with 2^{32} different spikes), we apply a Monte Carlo method as follows: For each M , we compute

$$\mathcal{L}^{(\ell)} := \prod_{i \leq j} \frac{p(\sqrt{N}M_{ij} - \sqrt{\omega N}x_i^{(\ell)}x_j^{(\ell)})}{p(\sqrt{N}M_{ij})} = \frac{\operatorname{sech}(\pi\sqrt{N}M_{ij} - \pi\sqrt{\omega N}x_i^{(\ell)}x_j^{(\ell)})}{\operatorname{sech}(\pi\sqrt{N}M_{ij})}, \quad (3.2)$$

for $1 \leq \ell \leq 10^5$, where $\sqrt{N}x_i^{(\ell)}$'s are i.i.d. Rademacher, independent of \mathbf{x} . We use the test statistic $\bar{\mathcal{L}}$, which is the average of $\mathcal{L}^{(\ell)}$'s, i.e.,

$$\bar{\mathcal{L}} := \frac{1}{10^5} \sum_{\ell=1}^{10^5} \mathcal{L}^{(\ell)}. \quad (3.3)$$

The behavior of the test statistic $\bar{\mathcal{L}}$ under \mathbf{H}_0 and \mathbf{H}_1 for the SNR $\omega = 0.3$ and $\omega = 0.4$ can be found in Figure 1.

To compare the error from the numerical experiment with the theoretical error, we consider the test in which we accept \mathbf{H}_0 if $\bar{\mathcal{L}} \leq 1$ and reject \mathbf{H}_1 otherwise. The result can be found in Figure 2.(a), which shows that the empirical LLR error closely matches the theoretical limiting error in (3.1).

In the algorithm proposed in [7], the data matrix was pre-transformed by

$$\widetilde{M}_{ij} = \sqrt{\frac{2}{N}} \tanh \left(\frac{\pi\sqrt{N}}{2} M_{ij} \right).$$

The test statistic based on the LSS of \widetilde{M} was used for the hypothesis test, which is given by

$$\widetilde{L}_\omega = -\log \det \left(\left(1 + \frac{\pi^2 \omega}{8} \right) I - \sqrt{\frac{\pi^2 \omega}{8}} \widetilde{M} \right) + \frac{\pi^2 \omega N}{16} + \frac{\pi\sqrt{\omega}}{2\sqrt{2}} \operatorname{Tr} \widetilde{M} + \frac{\pi^2 \omega}{16} (\operatorname{Tr} \widetilde{M}^2 - N).$$

We accept \mathbf{H}_0 if

$$\tilde{L}_\omega \leq -\log\left(1 - \frac{\pi^2\omega}{8}\right) - \frac{3\pi^4\omega^2}{512}$$

and reject \mathbf{H}_0 otherwise. The limiting error of this test is

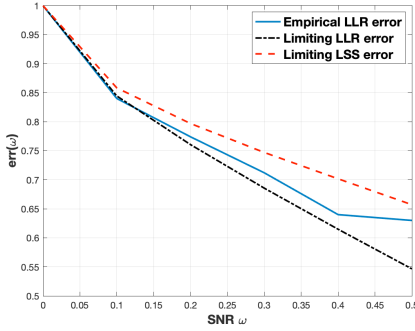
$$\text{erfc}\left(\frac{1}{4}\sqrt{-\log\left(1 - \frac{\pi^2\omega}{8}\right) + \frac{\pi^2\omega}{8}}\right). \quad (3.4)$$

Note that the error of this algorithm is larger than that of the LR test in (3.1), as $\text{erfc}(z)$ is a decreasing function of z . See also Figure 2.(a).

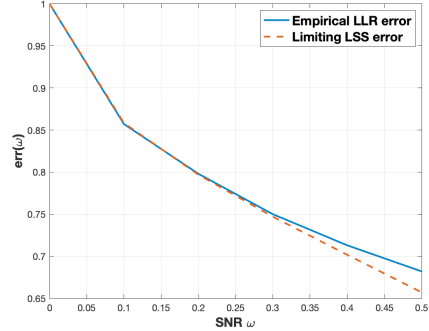
To numerically test the conjecture introduced in the last paragraph of Section 2.2, we perform a simulation with the spherical prior instead of the Rademacher prior. More precisely, we use the same density for the noise matrix, while we sample the spike by first sampling \tilde{x}_i to be i.i.d. standard Gaussians and then normalizing it by

$$x_i = \frac{\tilde{x}_i}{\sqrt{\tilde{x}_1^2 + \tilde{x}_2^2 + \cdots + \tilde{x}_N^2}},$$

which lets the spike $\mathbf{x} = (x_1, x_2, \dots, x_N)$ be distributed uniformly on the unit sphere. In the numerical experiment with the spherical prior, we again generated 500 samples of the 32×32 matrix M under $\mathbf{H}_0(\lambda = 0)$ and $\mathbf{H}_1(\lambda = \omega)$, respectively, varying the SNR ω from 0 to 0.5. For the LR test, we used the test statistic in (3.3) for which the random sample spike $\mathbf{x}^{(\ell)} = (x_1^{(\ell)}, x_2^{(\ell)}, \dots, x_N^{(\ell)})$ is drawn uniformly on the unit sphere. The numerical error of the LR test can be found in Figure 2.(b), which shows that the empirical LLR error closely matches the theoretical limiting error of the LSS test in (3.4). From the numerical experiment, we can check that the error from the LR test depends on the prior, and it also suggests that the LSS-based test is optimal in the sense that it minimizes the sum of the Type-I error and the Type-II error.



(a) Rademacher prior



(b) Spherical prior

Figure 2: The empirical LLR errors (blue solid curves) with the varying SNR ω . (a) The empirical LLR error with Rademacher prior is compared with its limiting error of LLR (black dash-dot curve) and that of linear spectral statistics (LSS) (red dashed curve). The empirical LLR error closely matches its limiting error and is lower than the limiting LSS error. (b) The empirical LLR error with spherical prior is compared with the limiting error of LSS. The empirical LLR error with spherical prior closely matches the limiting LSS error.

4 Proof of Main Theorem

In this section, we provide the detailed proof of Theorem 2.3. We use the following shorthand notations for the proof.

Notational Remark 4.1. We use the standard big-O and little-o notation: $a_N = O(b_N)$ implies that there exists N_0 such that $a_N \leq Cb_N$ for some constant $C > 0$ independent of N for all $N \geq N_0$; $a_N = o(b_N)$ implies that for any positive constant ε there exists N_0 such that $a_N \leq \varepsilon b_N$ for all $N \geq N_0$.

For X and Y , which can be deterministic numbers and/or random variables depending on N , we use the notation $X = \mathcal{O}(Y)$ if for any (small) $\varepsilon > 0$ and (large) $D > 0$ there exists $N_0 \equiv N_0(\varepsilon, D)$ such that $\mathbb{P}(|X| > N^\varepsilon | Y|) < N^{-D}$ whenever $N > N_0$.

For an event Ω , we say that Ω holds with high probability if for any (large) $D > 0$ there exists $N_0 \equiv N_0(D)$ such that $\mathbb{P}(\Omega^c) < N^{-D}$ whenever $N > N_0$.

For a sequence of random variables, the notation \Rightarrow denotes the convergence in distribution as $N \rightarrow \infty$.

From the finite moment condition in Definition 2.1 and the polynomial bound condition in Assumption 2.2, by standard arguments using Markov's inequality, we have the following lemma.

Lemma 4.2. *For any $1 \leq i, j \leq N$ and for any $s \geq 1$,*

$$H_{ij} = \mathcal{O}(N^{-\frac{1}{2}}), \quad h^{(s)}(\sqrt{N}H_{ij}), h_d^{(s)}(\sqrt{N}H_{ii}) = \mathcal{O}(1). \quad (4.1)$$

From Lemma 4.2, we find that for any $\epsilon > 0$, $\sqrt{N}H_{ij}$, $h^{(s)}(\sqrt{N}H_{ij})$, and $h_d^{(s)}(\sqrt{N}H_{ii})$ are uniformly bounded by N^ϵ with high probability. Thus, applying Hoeffding's inequality, we have the following estimate for the i.i.d. sums of these random variables.

Lemma 4.3. *For any $s \geq 1$,*

$$\begin{aligned} \frac{2}{N(N-1)} \sum_{i < j} h^{(s)}(\sqrt{N}H_{ij}) &= \mathbb{E}[h^{(s)}(\sqrt{N}H_{ij})] + \mathcal{O}(N^{-1}), \\ \frac{1}{N} \sum_{i=1}^N h_d^{(s)}(\sqrt{N}H_{ii}) &= \mathbb{E}[h_d^{(s)}(\sqrt{N}H_{ii})] + \mathcal{O}(N^{-\frac{1}{2}}). \end{aligned} \quad (4.2)$$

4.1 Decomposition of LR

Assume \mathbf{H}_0 . By definition,

$$\mathcal{L}(M; \omega) = \frac{1}{2^N} \sum_{\mathbf{x}} \prod_{i < j} \frac{p(\sqrt{N}M_{ij} - \sqrt{\omega N}x_i x_j)}{p(\sqrt{N}M_{ij})} \prod_k \frac{p_d(\sqrt{N}M_{kk} - \sqrt{\omega N}x_k^2)}{p_d(\sqrt{N}M_{kk})}. \quad (4.3)$$

We first focus on the off-diagonal part of (4.3) and assume $i < j$. Set

$$P_{ij}^{(s)} := \frac{p^{(s)}(\sqrt{N}M_{ij})}{p(\sqrt{N}M_{ij})}, \quad (4.4)$$

where we denote by $p^{(s)}$ the s -th derivative of p . Note that $P_{ij}^{(s)}$ is an odd function of $\sqrt{N}M_{ij}$ if s is odd, whereas it is an even function if s is even. Recall that $x_i^2 = N^{-1}$. By the Taylor expansion,

$$\frac{p(\sqrt{N}M_{ij} - \sqrt{\omega N}x_i x_j)}{p(\sqrt{N}M_{ij})} = 1 - \sqrt{\omega N}P_{ij}^{(1)}x_i x_j + \frac{\omega P_{ij}^{(2)}}{2N} - \frac{\omega \sqrt{\omega}}{6\sqrt{N}}P_{ij}^{(3)}x_i x_j + \frac{\omega^2 P_{ij}^{(2)}}{24N^2} + \mathcal{O}(N^{-\frac{5}{2}}), \quad (4.5)$$

uniformly on i and j . Taking the logarithm and Taylor expanding it again, we obtain

$$\begin{aligned} &\log \left(\frac{p(\sqrt{N}M_{ij} - \sqrt{\omega N}x_i x_j)}{p(\sqrt{N}M_{ij})} \right) \\ &= -\sqrt{\omega N}x_i x_j \left(P_{ij}^{(1)} + \frac{\omega}{6N} \left(P_{ij}^{(3)} - 3P_{ij}^{(1)}P_{ij}^{(2)} + 2(P_{ij}^{(1)})^3 \right) \right) + \frac{\omega}{2N} \left(P_{ij}^{(2)} - (P_{ij}^{(1)})^2 \right) \\ &\quad + \frac{\omega^2}{24N^2} \left(P_{ij}^{(4)} - 3(P_{ij}^{(2)})^2 - 4P_{ij}^{(1)}P_{ij}^{(3)} + 12(P_{ij}^{(1)})^2P_{ij}^{(2)} - 6(P_{ij}^{(1)})^4 \right) + \mathcal{O}(N^{-\frac{5}{2}}). \end{aligned}$$

We define $N \times N$ matrices A, B, C by

$$\begin{aligned} A_{ij} &:= -\sqrt{\omega N} \left(P_{ij}^{(1)} + \frac{\omega}{6N} \left(P_{ij}^{(3)} - 3P_{ij}^{(1)} P_{ij}^{(2)} + 2(P_{ij}^{(1)})^3 \right) \right), \quad B_{ij} := \frac{\omega}{2N} \left(P_{ij}^{(2)} - (P_{ij}^{(1)})^2 \right), \\ C_{ij} &:= \frac{\omega^2}{24N^2} \left(P_{ij}^{(4)} - 3(P_{ij}^{(2)})^2 - 4P_{ij}^{(1)} P_{ij}^{(3)} + 12(P_{ij}^{(1)})^2 P_{ij}^{(2)} - 6(P_{ij}^{(1)})^4 \right). \end{aligned} \quad (4.6)$$

Note that from Lemma 4.2,

$$A_{ij} = \mathcal{O}(\sqrt{N}), \quad B_{ij} = \mathcal{O}(N^{-1}), \quad C_{ij} = \mathcal{O}(N^{-2}). \quad (4.7)$$

We then have

$$\begin{aligned} \log \frac{1}{2^N} \sum_{\mathbf{x}} \prod_{i < j} \frac{p(\sqrt{N} M_{ij} - \sqrt{\omega N} x_i x_j)}{p(\sqrt{N} M_{ij})} &= \log \frac{1}{2^N} \sum_{\mathbf{x}} \exp \left(\sum_{i < j} \log \left(\frac{p(\sqrt{N} M_{ij} - \sqrt{\omega N} x_i x_j)}{p(\sqrt{N} M_{ij})} \right) \right) \\ &= \log \frac{1}{2^N} \sum_{\mathbf{x}} \exp \left(\sum_{i < j} (A_{ij} x_i x_j + B_{ij} + C_{ij}) + \mathcal{O}(N^{-\frac{1}{2}}) \right) \\ &= \log \frac{1}{2^N} \sum_{\mathbf{x}} \exp \left(\sum_{i < j} A_{ij} x_i x_j \right) + \sum_{i < j} (B_{ij} + C_{ij}) + \mathcal{O}(N^{-\frac{1}{2}}). \end{aligned} \quad (4.8)$$

4.2 Spin glass part

We have the following result for the convergence of the term involving A . Let \mathbb{E}_B and Var_B denote the conditional expectation and the conditional variance given B , respectively.

Proposition 4.4. *Let A be as defined in (4.6). Set*

$$Z := \frac{1}{2^N} \sum_{\mathbf{x}} \exp \left(\sum_{i < j} A_{ij} x_i x_j \right). \quad (4.9)$$

Then, there exist random variables ζ and ζ' such that

$$\log Z = \zeta + \zeta' + \mathcal{O}(N^{-1}), \quad (4.10)$$

where ζ and ζ' satisfy the following:

1. *The conditional distribution of ζ given B converges in distribution to $\mathcal{N}(-\nu, 2\nu)$, where*

$$\nu := \sum_{k=3}^{\infty} \frac{(\omega F)^k}{4k} = -\frac{1}{4} \left(\log(1 - \omega F) + \omega F + \frac{\omega^2 F^2}{2} \right). \quad (4.11)$$

2. *Conditional on B ,*

$$\zeta' = \frac{1}{2N^2} \sum_{i < j} \mathbb{E}_B[A_{ij}^2] - \frac{\omega^2}{24} \mathbb{E}[(P_{12}^{(1)})^4] + U, \quad (4.12)$$

where U is a random variable whose asymptotic law is a centered Gaussian with variance

$$\theta := \frac{\omega^2}{8} \mathbb{E} \left[\text{Var}_B \left((P_{12}^{(1)})^2 \right) \right]. \quad (4.13)$$

3. *ζ and ζ' are asymptotically orthogonal to each other under L_B^2 , the conditional L^2 -norm given B .*

4.3 CLT part

From Proposition 4.4, we find that the terms involving B in the right hand side of (4.8) are

$$\sum_{i < j} B_{ij} + \frac{1}{2N^2} \sum_{i < j} \mathbb{E}[A_{ij}^2 | B_{ij}], \quad (4.14)$$

which is the sum of i.i.d. random variables that depend only on B_{ij} . By the central limit theorem, (4.14) converges to a normal random variable whose mean and variance we compute in this subsection.

We first compute the mean of (4.14). By definition,

$$\mathbb{E}[B_{ij}] = \frac{\omega}{2N} \mathbb{E} \left[P_{ij}^{(2)} - (P_{ij}^{(1)})^2 \right], \quad (4.15)$$

and using integration by parts, we find that

$$\begin{aligned} \mathbb{E} \left[P_{ij}^{(2)} - (P_{ij}^{(1)})^2 \right] &= \int_{\mathbb{R}} \frac{p''(t)p(t) - p'(t)^2}{p(t)^2} p(t) dt = \int_{\mathbb{R}} \left(\frac{p'(t)}{p(t)} \right)' p(t) dt = - \int_{\mathbb{R}} \frac{p'(t)^2}{p(t)} dt \\ &= -F = \mathbb{E} \left[(P_{ij}^{(1)})^2 \right]. \end{aligned} \quad (4.16)$$

We also have from the definition that

$$\mathbb{E} [\mathbb{E}[A_{ij}^2 | B_{ij}]] = \mathbb{E}[A_{ij}^2] = \omega N \mathbb{E} \left[(P_{ij}^{(1)})^2 \right] + \frac{\omega^2}{3} \mathbb{E} \left[P_{ij}^{(1)} P_{ij}^{(3)} - 3(P_{ij}^{(1)})^2 P_{ij}^{(2)} + 2(P_{ij}^{(1)})^4 \right] + O(N^{-1}). \quad (4.17)$$

Again, using integration by parts, we obtain that

$$\begin{aligned} \mathbb{E} \left[(P_{ij}^{(1)})^4 \right] &= \int_{\mathbb{R}} \frac{p'(t)^4}{p(t)^3} dt = -\frac{1}{2} \int_{\mathbb{R}} \left(\frac{1}{p(t)^2} \right)' (p'(t)^3) dt = \frac{3}{2} \int_{\mathbb{R}} \frac{p'(t)^2 p''(t)}{p(t)^2} dt \\ &= \frac{3}{2} \mathbb{E} \left[(P_{ij}^{(1)})^2 P_{ij}^{(2)} \right]. \end{aligned} \quad (4.18)$$

Thus, from (4.17),

$$\mathbb{E} [\mathbb{E}[A_{ij}^2 | B_{ij}]] = \omega N \mathbb{E} \left[(P_{ij}^{(1)})^2 \right] + \frac{\omega^2}{3} \mathbb{E} \left[P_{ij}^{(1)} P_{ij}^{(3)} \right], \quad (4.19)$$

and we conclude from (4.14), (4.15), (4.16), and (4.17) that

$$\begin{aligned} \mathbb{E} \left[\sum_{i < j} B_{ij} + \frac{1}{2N^2} \sum_{i < j} \mathbb{E}[A_{ij}^2 | B_{ij}] \right] &= \frac{\omega^2}{6N^2} \sum_{i < j} \mathbb{E} \left[P_{ij}^{(1)} P_{ij}^{(3)} \right] + O(N^{-1}) \\ &= \frac{\omega^2}{12} \mathbb{E} \left[P_{12}^{(1)} P_{12}^{(3)} \right] + O(N^{-1}) + O(N^{-1}). \end{aligned} \quad (4.20)$$

We next compute the the variance of (4.14). We have

$$\mathbb{E} \left[\left(B_{ij} + \frac{\mathbb{E}[A_{ij}^2 | B_{ij}]}{2N^2} \right)^2 \right] = \mathbb{E}[B_{ij}^2] + \frac{1}{N^2} \mathbb{E}[A_{ij}^2 B_{ij}] + \frac{1}{4N^4} \mathbb{E}[(\mathbb{E}[A_{ij}^2 | B_{ij}])^2]. \quad (4.21)$$

Again, by definition,

$$\mathbb{E}[B_{ij}^2] = \frac{\omega^2}{4N^2} \mathbb{E} \left[(P_{ij}^{(2)})^2 - 2(P_{ij}^{(1)})^2 P_{ij}^{(2)} + (P_{ij}^{(1)})^4 \right], \quad (4.22)$$

$$\frac{1}{N^2} \mathbb{E}[A_{ij}^2 B_{ij}] = \frac{\omega^2}{2N^2} \mathbb{E} \left[(P_{ij}^{(1)})^2 (P_{ij}^{(2)} - (P_{ij}^{(1)})^2) \right] + O(N^{-3}), \quad (4.23)$$

and

$$\frac{1}{4N^4} \mathbb{E}[(\mathbb{E}[A_{ij}^2|B_{ij}])^2] = \frac{\omega^2}{4N^2} \mathbb{E}[(\mathbb{E}[(P_{ij}^{(1)})^2|B_{ij}])^2] + O(N^{-3}). \quad (4.24)$$

Applying (4.18), we find that

$$\mathbb{E}[B_{ij}^2] + \frac{1}{N^2} \mathbb{E}[A_{ij}^2 B_{ij}] = \frac{\omega^2}{4N^2} \mathbb{E}[(P_{ij}^{(2)})^2 - (P_{ij}^{(1)})^4] + O(N^{-3}). \quad (4.25)$$

Using the identity

$$\mathbb{E}[(P_{ij}^{(1)})^4] = \mathbb{E}[(\mathbb{E}[(P_{ij}^{(1)})^2|B_{ij}])^2 + \text{Var}((P_{ij}^{(1)})^2|B_{ij})] \quad (4.26)$$

and combining (4.21) and (4.25), we have

$$\mathbb{E} \left[\left(B_{ij} + \frac{\mathbb{E}[A_{ij}^2|B_{ij}]}{2N^2} \right)^2 \right] = \frac{\omega^2}{4N^2} \mathbb{E}[(P_{ij}^{(2)})^2 - \text{Var}((P_{ij}^{(1)})^2|B_{ij})] + O(N^{-3}). \quad (4.27)$$

We thus conclude from (4.20) and (4.27) that

$$\sum_{i < j} B_{ij} + \frac{1}{2N^2} \sum_{i < j} \mathbb{E}[A_{ij}^2|B_{ij}] \Rightarrow \mathcal{N} \left(\frac{\omega^2}{12} \mathbb{E}[P_{12}^{(1)} P_{12}^{(3)}], \frac{\omega^2}{8} \mathbb{E}[(P_{12}^{(2)})^2 - \text{Var}((P_{12}^{(1)})^2|B_{12})] \right). \quad (4.28)$$

4.4 LLN part

From the definition of C_{ij} in (4.6), applying Lemma 4.3, we find that

$$\sum_{i < j} C_{ij} = \frac{\omega^2}{48} (P_{12}^{(4)} - 3(P_{12}^{(2)})^2 - 4P_{12}^{(1)} P_{12}^{(3)} + 12(P_{12}^{(1)})^2 P_{ij}^{(2)} - 6(P_{12}^{(1)})^4) + \mathcal{O}(N^{-1}). \quad (4.29)$$

Note that

$$\mathbb{E}[P_{12}^{(4)}] = \int_{\mathbb{R}} p''''(t) dt = 0.$$

Applying the integration by parts formulas (4.16), (4.18), and

$$\begin{aligned} \mathbb{E}[(P_{ij}^{(1)})^2 P_{ij}^{(2)}] &= \int_{\mathbb{R}} \frac{p'(t)^2 p''(t)}{p(t)^2} dt = - \int_{\mathbb{R}} \left(\frac{1}{p(t)} \right)' (p'(t) p''(t)) dt = \int_{\mathbb{R}} \frac{p''(t)^2 + p'(t) p'''(t)}{p(t)} dt \\ &= \mathbb{E}[(P_{ij}^{(2)})^2 + P_{ij}^{(1)} P_{ij}^{(3)}], \end{aligned} \quad (4.30)$$

we find that

$$\sum_{i < j} C_{ij} = -\frac{\omega^2}{48} \mathbb{E}[P_{12}^{(1)} P_{12}^{(3)}] + \mathcal{O}(N^{-1}). \quad (4.31)$$

4.5 Diagonal part

For the diagonal part in (4.3), it is not hard to see that

$$\begin{aligned} &\log \prod_k \frac{p_d(\sqrt{N} M_{kk} - \sqrt{\omega N} x_k^2)}{p_d(\sqrt{N} M_{kk})} \\ &= \sum_k \left(-\sqrt{\frac{\omega}{N}} \frac{p'_d(\sqrt{N} M_{kk})}{p_d(\sqrt{N} M_{kk})} + \frac{\omega}{2N} \left(\frac{p''_d(\sqrt{N} M_{kk}) p_d(\sqrt{N} M_{kk}) - p'_d(\sqrt{N} M_{kk})^2}{p_d(\sqrt{N} M_{kk})} \right) \right) + \mathcal{O}(N^{-1}), \end{aligned} \quad (4.32)$$

which does not depend on \mathbf{x} . Applying the integration by parts formulas, one can evaluate the mean and the variance to show that

$$\log \prod_k \frac{p_d(\sqrt{N} M_{kk} - \sqrt{\omega N} x_k^2)}{p_d(\sqrt{N} M_{kk})} \Rightarrow \mathcal{N}(-\frac{\omega F_d}{2}, \omega F_d). \quad (4.33)$$

4.6 Proof of Theorem 2.3

We now combine Proposition 4.4, Equations (4.8), (4.28), (4.31), and (4.33) to find that $\mathcal{L}(M; \lambda)$ converges to the Gaussian whose mean is

$$\begin{aligned} & \frac{1}{4} \left(\log(1 - \omega F) + \omega F + \frac{\omega^2 F^2}{2} \right) - \frac{\omega^2}{24} \mathbb{E}[(P_{12}^{(1)})^4] + \frac{\omega^2}{12} \mathbb{E}[P_{12}^{(1)} P_{12}^{(3)}] - \frac{\omega^2}{48} \mathbb{E}[P_{12}^{(1)} P_{12}^{(3)}] - \frac{\omega F_d}{2} \\ &= \frac{1}{4} \left(\log(1 - \omega F) + \omega F + \frac{\omega^2 F^2}{2} \right) - \frac{\omega^2}{16} \mathbb{E}[(P_{12}^{(2)})^2] - \frac{\omega F_d}{2} = -\rho \end{aligned} \quad (4.34)$$

and variance

$$-\frac{1}{2} \left(\log(1 - \omega F) + \omega F + \frac{\omega^2 F^2}{2} \right) + \frac{\omega^2}{8} \mathbb{E}[\text{Var}_B((P_{12}^{(1)})^2)] + \frac{\omega^2}{8} \mathbb{E}[(P_{12}^{(2)})^2 - \text{Var}_B((P_{12}^{(1)})^2)] + \omega F_d = 2\rho. \quad (4.35)$$

This concludes the proof of Theorem 2.3.

5 Asymptotic Independence of Fluctuations

The key idea in the proof of Proposition 4.4 is to decompose the fluctuation of Z into two parts. Let

$$\zeta := \log \frac{1}{2N} \sum_{\mathbf{x}} \prod_{i < j} \left(1 + x_i x_j \tanh \frac{A_{ij}}{N} \right). \quad (5.1)$$

From the symmetry, it is direct to see that

$$\log Z - \zeta = \log \prod_{i < j} \cosh \left(\frac{A_{ij}}{N} \right), \quad (5.2)$$

which does not contain $\sum_{\mathbf{x}}$ since \cosh is an even function. Recall that $A_{ij} = \mathcal{O}(\sqrt{N})$. By Taylor expanding the right hand side, we get

$$\log Z - \zeta = \sum_{i < j} \left(\frac{A_{ij}^2}{2N^2} - \frac{A_{ij}^4}{12N^4} \right) + \mathcal{O}(N^{-1}), \quad (5.3)$$

and we define

$$\zeta' := \sum_{i < j} \left(\frac{A_{ij}^2}{2N^2} - \frac{A_{ij}^4}{12N^4} \right). \quad (5.4)$$

It is then obvious that $\log Z = \zeta + \zeta' + \mathcal{O}(N^{-1})$.

Since the fluctuation of ζ' comes from that of A_{ij}^2 's, which are orthogonal to $\tanh \frac{A_{ij}}{N}$ under L_B^2 , we find that ζ' is asymptotically orthogonal to ζ under L_B^2 . This proves the third part of Proposition 4.4.

In the rest of this section, we first prove the fluctuation of $\log Z - \zeta$, which can be readily obtained by the CLT. Then, we adopt the strategy for the proof of Proposition 2.2 in [1] to conclude the proof of Proposition 4.4 by finding the asymptotic fluctuation of $\log \zeta$.

5.1 Conditional law of ζ'

Recall the definition of ζ' in (5.4). Conditional on B , the array $(\frac{A_{ij}^2}{2N^2} : 1 \leq i < j \leq N)$ almost surely satisfies Lyapunov's condition for the central limit theorem. Thus, conditional on B , we find that the asymptotic law

of the random variable

$$U := \zeta' - \left(\frac{1}{2N^2} \sum_{i < j} \mathbb{E}_B[A_{ij}^2] - \frac{\omega^2}{24} \mathbb{E}[(P_{12}^{(1)})^4] \right) \quad (5.5)$$

is given by a centered Gaussian with variance θ defined in (4.13), since

$$\frac{2}{N(N-1)} \sum_{i < j} \text{Var}_B(A_{ij}^2) \rightarrow \mathbb{E}[\text{Var}_B(A_{12}^2)].$$

This proves the second part of Proposition 4.4.

5.2 Conditional law of ζ

In this subsection, we prove the first part of Proposition 4.4 by a combinatorial approach. Let Γ be a simple graph on the vertex set $[n] := \{1, 2, \dots, n\}$ with no self-edges and no vertices of odd degree. Define

$$w(\Gamma) := \prod_{(i,j) \in E(\Gamma)} \tanh\left(\frac{A_{ij}}{\sqrt{N}}\right),$$

where $E(\Gamma)$ denotes the edge set of Γ . A straightforward calculation shows that

$$\zeta = \sum_{\Gamma} w(\Gamma). \quad (5.6)$$

We can define $w(M)$ for any multi-graph M . Let \mathcal{I} be an isomorphism class of a specific multi-graph. Since $|\tanh x| \leq |x|$, we have

$$\mathbb{E}|w(M)|^s = O(N^{-\frac{s}{2}|E(M)|}) \quad (5.7)$$

for any $s \in \mathbb{N}$, where $|E(M)|$ is the number of edges of M counting multiplicity. Also, using Markov's inequality, we can show that

$$\max_{M \in \mathcal{I}} \mathbb{E}_B |w(M)|^s = O(N^{-\frac{s}{2}|E(M)|}) \quad (5.8)$$

for any $s \in \mathbb{N}$. In particular, we have

$$\mathbb{E}|w(\gamma)|^2 \leq \frac{(\omega F)^k}{N^k} \quad (5.9)$$

for $|E(\gamma)| = k$.

Let us denote simple loops by the lowercase γ . We introduce the following result from [1]:

Lemma 5.1. *The random variable $\zeta - \prod_{\gamma} (1 + w(\gamma))$ converges in probability to 0.*

For the proof of Lemma 5.1, see the end of Section 3 in [1].

We also claim the following result for the sums of $w(\gamma)$ and $w(\gamma)^2$:

Lemma 5.2. *Let $\xi := \sum_{\gamma} w(\gamma)$, $\eta := \sum_{\gamma} w(\gamma)^2$. Let ν be given as in (4.11). Then, as $N \rightarrow \infty$,*

- (i) *The conditional law ξ given B converges in probability to a centered Gaussian with variance 2ν , and*
- (ii) *η converges in probability to 2ν .*

For the proof of the first part of Proposition 4.4, we first notice that

$$\prod_{\gamma} (1 + w(\gamma)) = \exp \left(\sum_{\gamma} \left(w(\gamma) - \frac{w(\gamma)^2}{2} \right) (1 + O(N^{-1})) \right) = \exp \left(\xi - \frac{\eta}{2} + O(N^{-1}) \right).$$

It is then immediate to prove the desired result from Lemmas 5.1 and 5.2.

5.3 Proof of Lemma 5.2

We first prove the limit of $\mathbb{E}[\eta]$. Let

$$\xi_k := \sum_{\gamma: |E(\gamma)|=k} w(\gamma).$$

Note that for distinct γ 's, $w(\gamma)$'s are orthogonal with respect to both L_B^2 and L^2 . Thus, we have

$$\mathbb{E} \|\xi_k\|_{L_B^2}^2 = \sum_{\gamma: |E(\gamma)|=k} \prod_{(i,j) \in E(\gamma)} \mathbb{E} \left[\tanh^2 \frac{A_{ij}}{N} \right] = \frac{P(N,k)}{2k} \mathbb{E} \left[\tanh^2 \frac{A_{ij}}{N} \right]^k \rightarrow \frac{(\omega F)^k}{2k} \quad (5.10)$$

where $P(N,k) = \frac{N!}{(N-k)!}$, since there exist $\frac{P(N,k)}{2k}$ simple loops of length k in the vertex set $[N]$. Also, for given $\epsilon > 0$, there exists a deterministic $N_0 \in \mathbb{N}$ such that for all $N \geq N_0$, we have

$$\mathbb{E} \|\xi_k\|_{L_B^2}^2 \leq \frac{(\omega F + \epsilon)^k}{2k}. \quad (5.11)$$

Since $\xi = \sum_{k \leq N} \xi_k$ and $\omega F < 1$, by the orthogonality and the dominated convergence theorem we have

$$\mathbb{E}[\eta] = \mathbb{E}[\xi^2] = \mathbb{E}[\mathbb{E}_B[\xi^2]] \rightarrow 2\mu \quad (5.12)$$

as $N \rightarrow \infty$.

We next consider $\text{Var}(\mathbb{E}_B[\xi^2])$. Our goal is to show that $\text{Var}(\mathbb{E}_B[\xi^2]) \rightarrow 0$ as $N \rightarrow \infty$, and for that purpose, it suffices to prove that $\text{Var}(\mathbb{E}_B[(\xi^{(j)})^2]) \rightarrow 0$ for any fixed j where we let $\xi^{(j)} := \sum_{k \leq j} \xi_k$, since (5.10) and (5.11) imply that

$$\sum_{k \geq j} \xi_k \rightarrow 0$$

as $j \rightarrow \infty$ in L^2 , uniformly in N . Note that

$$\text{Var}(\mathbb{E}_B[(\xi^{(j)})^2]) = \sum_{\gamma_1, \gamma_2: |E(\gamma_1)|, |E(\gamma_2)| \leq j} \text{Cov}(\mathbb{E}_B[w(\gamma_1)^2], \mathbb{E}_B[w(\gamma_2)^2]). \quad (5.13)$$

The covariance vanishes if there is no common edge, and otherwise

$$\text{Cov}(\mathbb{E}_B[w(\gamma_1)^2], \mathbb{E}_B[w(\gamma_2)^2]) \leq J^m (\omega F)^{|E(\gamma_1)|+|E(\gamma_2)|-2m} N^{-(|E(\gamma_1)|+|E(\gamma_2)|)} \quad (5.14)$$

for large N , where J is a fixed number greater than $N^{-2} \text{Var}(A_{ij}^2)$ and m is the number of common edges of γ_1 and γ_2 . However, the number of isomorphism types of γ_1 and γ_2 is finite for a fixed j , and the number of possible choices of γ_1 and γ_2 for each isomorphism type is $O(N^{|E(\gamma_1)|+|E(\gamma_2)|-2})$, verifying that the right hand side of (5.13) converges to 0. Similarly, we can show that $\text{Var}(\eta) \rightarrow 0$ as $N \rightarrow \infty$, which combined with (5.12) proves (ii).

It remains to estimate $\mathbb{E}_B[\xi^{2s}]$. Our goal is to show that

$$\mathbb{E}_B[\xi^{2s}] - \frac{(2s)!}{2^s s!} (\mathbb{E}_B[\xi^2])^s \rightarrow 0 \quad (5.15)$$

in probability. The coefficient $\frac{(2s)!}{2^s s!}$ is the number of pairings of $[2s]$, or equivalently the $2s$ -th moment of the Gaussian. Since the conditional odd moments of ξ given B are zero, (i) immediately follows from (5.12) and (5.15). For the proof of (5.15), we notice that it suffices to prove the statement for $\xi^{(j)}$ as in the paragraph above.

By conditional independence of $w(\gamma)$'s, we have

$$\mathbb{E}_B[(\xi^{(j)})^{2s}] - \frac{(2s)!}{2^s s!} (\mathbb{E}_B[(\xi^{(j)})^2])^s = \sum_{\gamma_i: i \leq 2s} \mathbb{E}_B \left[\prod_{i \leq 2s} w(\gamma_i) \right] - \frac{(2s)!}{2^s s!} \sum_{\gamma_i: i \leq 2s} \prod_{i \leq s} \mathbb{E}_B[w(\gamma_{2i-1})w(\gamma_{2i})] \quad (5.16)$$

where γ_i 's run over loops with length at most j . In the first term, however, the contribution from the case where γ_i 's are paired into non-intersecting double loops cancel with the second term. Thus, we have

$$\mathbb{E}_B[(\xi^{(j)})^{2s}] - \frac{(2s)!}{2^s s!} (\mathbb{E}_B[(\xi^{(j)})^2])^s = \sum_M \mathbb{E}_B[w(M)], \quad (5.17)$$

where M runs over multigraphs with even edge multiplicity, which can be described as a union of $2s$ loops of length at most j , but not as a disjoint union of s double loops. By (5.8), each summand in the right hand side of (5.17) is $\mathcal{O}(N^{-s})$. However, since the sum of the order of all the vertices, which is equal to $4s$, is at least $4|V(M)| + 4$, by the assumptions on M . Therefore, the contribution of each isomorphism type to the sum is $\mathcal{O}(N^{-s+|V(M)|})$, hence $\mathcal{O}(n^{-1})$. Since there are finitely many isomorphism types of M , we obtain (5.16). This completes the proof of Lemma 5.2.

6 Conclusion and Future Works

In this paper, we studied the detection problem for the spiked Wigner model. Assuming the Rademacher prior, we proved the asymptotic normality of the log likelihood ratio with precise formulas for the mean and the variance of the limiting Gaussian. We computed the limiting error of the likelihood ratio test, and we conducted numerical experiments to compare the results from the experiments with the theoretical error.

A natural extension of the current work is to prove the corresponding results for other models, especially the spiked Wigner models with the spherical prior or the sparse Rademacher prior, and prove the conjecture that the limiting distribution of the log likelihood ratio depends on the prior. It is also of interest to extend the techniques in this paper to spiked rectangular models.

Acknowledgments

The work of Jiho Lee was performed when he was affiliated with Stochastic Analysis and Application Research Center at KAIST. The work of Hye Won Chung was supported by the National Research Foundation of Korea (NRF) grant funded by the Korea government(MSIT) (No. 2021R1C1C11008539). The work of Jiho Lee and Ji Oon Lee was supported by the National Research Foundation of Korea (NRF) grant funded by the Korea government(MSIT) (No. 2019R1A5A1028324).

References

- [1] M. Aizenman, J. L. Lebowitz, and D. Ruelle. Some rigorous results on the Sherrington-Kirkpatrick spin glass model. *Comm. Math. Phys.*, 112(1):3–20, 1987.
- [2] J. Baik, G. Ben Arous, and S. Péché. Phase transition of the largest eigenvalue for nonnull complex sample covariance matrices. *Ann. Probab.*, 33(5):1643–1697, 2005.
- [3] J. Baik and J. O. Lee. Fluctuations of the free energy of the spherical Sherrington-Kirkpatrick model. *J. Stat. Phys.*, 165(2):185–224, 2016.

- [4] J. Barbier, M. Dia, N. Macris, F. Krzakala, T. Lesieur, and L. Zdeborová. Mutual information for symmetric rank-one matrix estimation: A proof of the replica formula. In *Advances in Neural Information Processing Systems 29*, pages 424–432, 2016.
- [5] F. Benaych-Georges and R. R. Nadakuditi. The eigenvalues and eigenvectors of finite, low rank perturbations of large random matrices. *Adv. Math.*, 227(1):494–521, 2011.
- [6] M. Capitaine, C. Donati-Martin, and D. Féral. The largest eigenvalues of finite rank deformation of large Wigner matrices: convergence and nonuniversality of the fluctuations. *Ann. Probab.*, 37(1):1–47, 2009.
- [7] H. W. Chung and J. O. Lee. Weak detection of signal in the spiked wigner model. In *International Conference on Machine Learning*, pages 1233–1241, 2019.
- [8] S. F. Edwards and P. W. Anderson. Theory of spin glasses. *J. Phys. F*, 5(5):965, 1975.
- [9] A. El Alaoui and M. I. Jordan. Detection limits in the high-dimensional spiked rectangular model. In *Conference On Learning Theory*, pages 410–438, 2018.
- [10] A. El Alaoui, F. Krzakala, and M. I. Jordan. Fundamental limits of detection in the spiked Wigner model. *Ann. Statist.*, 48(2):863–885, 2020.
- [11] D. Féral and S. Péché. The largest eigenvalue of rank one deformation of large Wigner matrices. *Comm. Math. Phys.*, 272(1):185–228, 2007.
- [12] I. M. Johnstone. On the distribution of the largest eigenvalue in principal components analysis. *Ann. Statist.*, 29(2):295–327, 2001.
- [13] J. H. Jung, H. W. Chung, and J. O. Lee. Detection of signal in the spiked rectangular models. In M. Meila and T. Zhang, editors, *Proceedings of the 38th International Conference on Machine Learning*, volume 139 of *Proceedings of Machine Learning Research*, pages 5158–5167, 2021.
- [14] A. Montanari, D. Reichman, and O. Zeitouni. On the limitation of spectral methods: from the Gaussian hidden clique problem to rank one perturbations of Gaussian tensors. *IEEE Trans. Inform. Theory*, 63(3):1572–1579, 2017.
- [15] A. Onatski, M. J. Moreira, and M. Hallin. Asymptotic power of sphericity tests for high-dimensional data. *Ann. Statist.*, 41(3):1204–1231, 2013.
- [16] A. Onatski, M. J. Moreira, and M. Hallin. Signal detection in high dimension: the multispiked case. *Ann. Statist.*, 42(1):225–254, 2014.
- [17] G. Parisi. A sequence of approximated solutions to the sk model for spin glasses. *J. Phys. A*, 13(4):L115, 1980.
- [18] S. Péché. The largest eigenvalue of small rank perturbations of Hermitian random matrices. *Probab. Theory Related Fields*, 134(1):127–173, 2006.
- [19] A. Perry, A. S. Wein, A. S. Bandeira, and A. Moitra. Optimality and sub-optimality of PCA I: Spiked random matrix models. *Ann. Statist.*, 46(5):2416–2451, 2018.
- [20] D. Sherrington and S. Kirkpatrick. Solvable model of a spin-glass. *Phys. Rev. Lett.*, 35(26):1792, 1975.
- [21] M. Talagrand. The Parisi formula. *Ann. of Math. (2)*, 163(1), 2006.