

Charge-asymmetric correlations in elastic lepton- and antilepton-proton scattering from real photon emission

A. Afanasev*

Department of Physics, The George Washington University, Washington, DC 20052 USA

A. Ilyichev†

Belarusian State University, 220030 Minsk, Belarus and

Institute for Nuclear Problems, Belarusian State University, 220006 Minsk, Belarus

(Dated: February 24, 2022)

Observation of charge asymmetry by comparing electron and positron, or muon and anti-muon, scattering on a hadronic target presently serves as an experimental tool to study two-photon exchange effects. In addition to two-photon exchange, real photon emission also contributes to the charge asymmetry. We present a theoretical formalism, explicit expressions, and a numerical analysis of hard photon emission for the charge asymmetry in lepton- and antilepton-proton scattering. Different kinematic conditions are considered, namely, either fixed transferred momentum squared or a fixed electron scattering angle. The infrared divergence from real photon emission is treated by the Bardin-Shumeiko technique and canceled with the soft part of the two-photon exchange contribution extracted and calculated using Tsai approach. All final expressions are obtained beyond the ultrarelativistic approximation with respect to the lepton mass that allows to evaluate numerically of the considered effects not only for ultrarelativistic leptons (JLab) and but for moderately relativistic (MUSE) kinematics, too.

I. INTRODUCTION

The most precise measurements allowing us to study a quark-gluon structure of hadrons come from experiments on lepton-proton scattering, when a structureless pointlike particle – a lepton – interacts with the simplest hadronic structure – a proton. A rather small value of the fine structure constant, $\alpha \sim 1/137$, makes the electromagnetic interaction amenable to a perturbative treatment in the context of quantum field theory.

The fundamental observables characterizing the internal structure of the proton are its electric and magnetic form factors. However, the measurements of their ratio in unpolarized and polarized electron elastic scattering data differ up to three times at $Q^2 \approx 6 \text{ GeV}^2$ [1–4]. The attempts reconciling the unpolarized and polarized measurements have mostly focused on improved treatments of radiative corrections (RC) [5–8], particularly on the theoretical estimation of the two-photon exchange contribution (see review [9] and references therein).

The interest to investigation of higher-order QED effects [10] was furthered by a so-called “proton radius puzzle” coming from the different outcomes of the measurements in electron-proton systems [11, 12] and in the muonic hydrogen [13]. The result of a recent experiment PRAD [14] is rather close to the muonium spectroscopy experiment and therefore disagrees with previous electron-proton scattering data. This unexpected issue required new efforts for theoretical and experimental investigations. Particularly, a MUSE experiment is cur-

rently taking data at PSI [15], and PRAD-II is in a planning stage at JLab [16]. In theory, an unified treatment of both chiral and radiative corrections to the low-energy elastic lepton-proton scattering processes has been performed in Heavy Baryon Chiral Perturbations Theory [17].

In the loop integration with respect to the additional virtual particle momenta for the two-photon exchange sub-process, a virtuality of one photon tends to zero reaching a so-called soft limit that produces the infrared divergence. The latter should be canceled with the corresponding soft term from real photon emission. Since both the virtual and real soft photon terms are reduced to overall factors in front of the Born cross section independently of hadronic structure, in many cases real photon emission is estimated within the soft photon approximation only.

It should be noted that rather important uncertainties arise from emission of hard unobserved photons. The first systematic approach for the calculation of hard photon emission was presented by Mo and Tsai [18]. Based on this approach Monte-Carlo generator ESEPP for hard photon simulation in elastic lepton- and antilepton-proton scattering [19] was developed.

However, one essential limitation in their calculations consists in the approximate approach for the treatment of the soft photon contribution. As a result, their final expressions depend on an artificial parameter Δ that was introduced to separate the photon momentum phase space into the “soft” and “hard” parts. In numerical calculations on one hand this parameter should be chosen as small as possible to reduce the region evaluated approximately, but on another hand it cannot be chosen too small because of possible numerical instabilities in calculating hard-photon emission. In 1977 Bardin and

* afanas@email.gwu.edu

† ily@hep.by

Shumeiko in their paper [20] shown one of the solutions to the problem.

Recently, in our work [21] we demonstrated the influence of hard photon emission on the charge asymmetry in elastic lepton- and antilepton-proton scattering at fixed transferred momentum squared. In the second paper [22], a dramatic difference between RC with hard photon emission from the leptons in elastic lp -interaction for fixed Q^2 and scattering angle was demonstrated. Here, we continue the studies from these papers, provide details of the calculations, explicit expressions as well as numerical comparison of charge asymmetries induced by real photon emission for two different kinematic constraints: either by fixing lepton's scattering angle or the transferred momentum squared. Similar to the previous work [6, 10, 21, 22] the infrared divergence from real photon emission is separated by the Bardin-Shumeiko approach [20] and two-photon exchange is considered in soft photon approximation only. All calculations have been performed beyond the ultrarelativistic limit, that allow to apply the obtained results for MUSE experiment [15] where a moderately relativistic muon beams are used.

In the present work we will consider the two-photon exchange sub-process only within the soft photon approximation. It should be noted that there is some arbitrariness in the extraction of the infrared divergence: only asymptotic behavior at the low virtual/real photon energy is important. In practice, two conventions are commonly used for the infrared part of the two-photon exchange process. The first one is from Tsai [23] and has to be expressed through the three-points integrals while the second expression was presented in the work of Maximon and Tjon [5] and led to calculations of the four-points integrals. In this paper we will reproduce the detailed calculation of Tsai's expressions using dimensional regularization without any discussion of the difference between Tsai and Maximon-Tjon approaches that can be found in the review [9].

During our calculation we assume that there is no any excited states of the intermediated proton in two-photon exchange. As a result, the protonic propagator is taken as an elementary fermionic one. The second assumption is that the on-shell proton vertex,

$$\Gamma_\mu(q) = \gamma_\mu F_1(-q^2) + \frac{i\sigma_{\mu\nu}q^\nu}{2M} F_2(-q^2), \quad (1)$$

works properly within off-shell region. Here $\sigma_{\mu\nu} = i[\gamma_\mu, \gamma_\nu]/2$, q is a four-momentum of the incoming photon. The Dirac (F_1) and Pauli (F_2) form factors can be expressed through the electromagnetic ones:

$$\begin{aligned} F_1(-q^2) &= \frac{G_E(-q^2) + \tau_p G_M(-q^2)}{1 + \tau_p}, \\ F_2(-q^2) &= \frac{G_M(-q^2) - G_E(-q^2)}{1 + \tau_p}, \end{aligned} \quad (2)$$

where $\tau_p = -q^2/4M^2$.

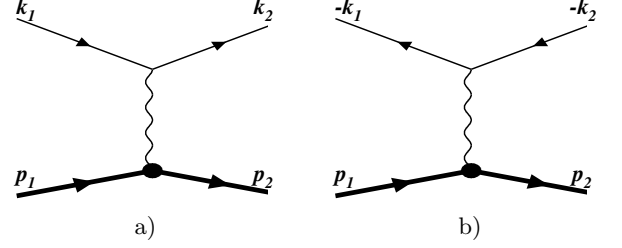


FIG. 1. Feynman graphs for the lowest-order contribution to elastic l^-p (a) and l^+p (b) scattering.

In order to avoid misunderstandings and make this article self-consistent, we have to rewrite some rather important equations from our previous work [21, 22].

The rest of the paper is organized in a following way. In the next section Born contribution is considered. The explicit expressions for the soft photon extraction from two-photon exchange by Tsai method are presented in Section III. The contributions of the unobserved hard real photon emission both for fixed Q^2 and fixed angle are obtained in Section IV with detailed discussion of infrared divergence extraction by the Bardin-Shumeiko approach. Numerical results using MUSE and JLab experimental conditions as an example can be found in Section V. A brief discussion and conclusions are presented in the last Section. The details of three-point loop integral calculations responsible for the infrared divergence in two-photon exchange contribution are considered in Appendix A. The explicit expressions for the physical quantities associated with real photon emission are presented in Appendix B. The details of the soft real photon treatment can be found in Appendix C.

II. BORN CONTRIBUTION

Let us consider Born contribution to the unpolarized elastic $l^\pm p$ scattering:

$$l^\pm(k_1) + p(p_1) \longrightarrow l^\pm(k_2) + p(p_2), \quad (3)$$

where k_1, p_1 (k_2, p_2) are the initial (final) lepton and proton four-momenta respectively ($k_1^2 = k_2^2 = m^2$, $p_1^2 = p_2^2 = M^2$). In spite of we consider this process in the target rest frame reference system ($\mathbf{p}_1 = 0$) it will be useful to introduce some invariants:

$$\begin{aligned} S &= 2p_1 k_1, \quad Q^2 = -(k_1 - k_2)^2 = -q^2, \quad X = S - Q^2, \\ \lambda_S &= S^2 - 4m^2 M^2, \quad \lambda_X = X^2 - 4m^2 M^2. \end{aligned} \quad (4)$$

Similar to our previous work [22] in the present paper we will interest in two types of the cross section: $d\sigma/dQ^2$ and $d\sigma/d\cos\theta$.

The considered contribution is presented by Feynman graphs in Fig. 1 and can be described by the following

matrix elements:

$$\begin{aligned}\mathcal{M}_b^- &= \frac{ie^2}{Q^2} \bar{u}(k_2) \gamma^\mu u(k_1) \bar{U}(p_2) \Gamma_\mu(q) U(p_1), \\ \mathcal{M}_b^+ &= \frac{ie^2}{Q^2} \bar{u}(-k_1) \gamma^\mu u(-k_2) \bar{U}(p_2) \Gamma_\mu(q) U(p_1),\end{aligned}\quad (5)$$

where $e = \sqrt{4\pi\alpha}$. Since the squares of these two matrix elements are identical it is not possible to distinguish the lepton-proton from antilepton-proton scattering processes on the one-photon exchange (Born) level. Their contributions to the cross section are even regarding replacement $l^- \leftrightarrow l^+$ and can be written similar to [22]

$$d\sigma_B = \frac{1}{2\sqrt{\lambda_S}} |\mathcal{M}_b^\mp|^2 d\Gamma_2, \quad (6)$$

where the phase space looks like:

$$\begin{aligned}d\Gamma_2 &= (2\pi)^4 \delta^4(p_1 + k_1 - p_2 - k_2) \frac{d^3 k_2}{(2\pi)^3 2k_{20}} \frac{d^3 p_2}{(2\pi)^3 2p_{20}} \\ &= \frac{dQ^2}{8\pi\sqrt{\lambda_S}} = \frac{\sqrt{\lambda_X} d\cos\theta}{8\pi(S + 2M^2 - \cos\theta X \sqrt{\lambda_S/\lambda_X})}.\end{aligned}\quad (7)$$

After simplest calculations for our future purposes Born contribution to the cross section can be presented

in different from [22] way:

$$\begin{aligned}\frac{d\sigma_B}{dQ^2} &= \frac{2\pi\alpha^2}{\lambda_S Q^4} \sum_{i,j=1}^2 \theta_{ij}^B F_i(Q^2) F_j(Q^2), \\ \frac{d\sigma_B}{d\cos\theta} &= j_\theta \frac{d\sigma_B}{dQ^2},\end{aligned}\quad (8)$$

where

$$j_\theta = \frac{\sqrt{\lambda_S} \lambda_X^{3/2}}{2M^2(SX - 2m^2(Q^2 + 2M^2))}, \quad (9)$$

and the quantities θ_{ij}^B have a form:

$$\begin{aligned}\theta_{11}^B &= S^2 + X^2 - 2Q^2(M^2 + m^2), \\ \theta_{12}^B &= \theta_{21}^B = Q^2(Q^2 - 2m^2), \\ \theta_{22}^B &= \frac{Q^2}{2M^2}(SX + M^2(Q^2 - 4m^2)).\end{aligned}\quad (10)$$

III. SOFT PHOTON EXTRACTION FROM TWO-PHOTON EXCHANGE

The matrix elements with the two-photon exchange contribution in elastic $l^\mp p$ scattering can be separated into the direct $\mathcal{M}_{2\gamma d}^\mp$ and cross $\mathcal{M}_{2\gamma x}^\mp$ terms, as it is depicted in Fig. 2(a) and Fig. 2(b) respectively. Each of these contributions can be presented through the loop integration as it was shown in our previous work [21]:

$$\begin{aligned}\mathcal{M}_{2\gamma d}^- &= \frac{e^4}{(2\pi)^4} \int \frac{d^4 l}{l^2(l-q)^2} \bar{u}(k_2) \gamma^\nu \frac{\hat{k}_1 - \hat{l} + m}{l^2 - 2k_1 l} \gamma^\mu u(k_1) \bar{U}(p_2) \Gamma_\nu(q-l) \frac{\hat{p}_1 + \hat{l} + M}{l^2 + 2p_1 l} \Gamma_\mu(l) U(p_1), \\ \mathcal{M}_{2\gamma d}^+ &= \frac{e^4}{(2\pi)^4} \int \frac{d^4 l}{l^2(l-q)^2} \bar{u}(-k_1) \gamma^\mu \frac{\hat{l} - \hat{k}_1 + m}{l^2 - 2k_1 l} \gamma^\nu u(-k_2) \bar{U}(p_2) \Gamma_\nu(q-l) \frac{\hat{p}_1 + \hat{l} + M}{l^2 + 2p_1 l} \Gamma_\mu(l) U(p_1), \\ \mathcal{M}_{2\gamma x}^- &= \frac{e^4}{(2\pi)^4} \int \frac{d^4 l}{l^2(l-q)^2} \bar{u}(k_2) \gamma^\nu \frac{\hat{k}_1 - \hat{l} + m}{l^2 - 2k_1 l} \gamma^\mu u(k_1) \bar{U}(p_2) \Gamma_\mu(l) \frac{\hat{p}_2 - \hat{l} + M}{l^2 - 2p_2 l} \Gamma_\nu(q-l) U(p_1), \\ \mathcal{M}_{2\gamma x}^+ &= \frac{e^4}{(2\pi)^4} \int \frac{d^4 l}{l^2(l-q)^2} \bar{u}(-k_1) \gamma^\mu \frac{\hat{l} - \hat{k}_1 + m}{l^2 - 2k_1 l} \gamma^\nu u(-k_2) \bar{U}(p_2) \Gamma_\mu(l) \frac{\hat{p}_2 - \hat{l} + M}{l^2 - 2p_2 l} \Gamma_\nu(q-l) U(p_1).\end{aligned}\quad (11)$$

The interference of these matrix elements with Born ones

$$\begin{aligned}d\sigma_{2\gamma}^\mp &= \frac{1}{2\sqrt{\lambda_S}} [\mathcal{M}_b^\mp (\mathcal{M}_{2\gamma d}^\mp + \mathcal{M}_{2\gamma x}^\mp)^\dagger \\ &\quad + (\mathcal{M}_{2\gamma d}^\mp + \mathcal{M}_{2\gamma x}^\mp) \mathcal{M}_b^{\mp\dagger}] d\Gamma_2\end{aligned}\quad (12)$$

give odd regarding replacement $l^- \leftrightarrow l^+$ contribution to the elastic $l^\mp p$ cross section

$$d\sigma_{2\gamma}^+ = -d\sigma_{2\gamma}^-. \quad (13)$$

However, as it was mentioned in Introduction, from the presented above contribution we are interested here

only in the soft photon parts coming from the situation when one of two-photons has a low virtuality at $l \rightarrow 0$ or $l \rightarrow q$. These terms are rather important since they contain the infrared divergence that has to be canceled with corresponding divergence from the real photon emission.

Therefore in each of the matrix elements from (11) taking into account $F_1(0) = 1$ we can extract two contributions following Tsai suggestion [23]:

$$\mathcal{M}_{2\gamma\{d,x\}}^\mp|_{IR} = \mathcal{M}_{2\gamma\{d,x\}}^\mp|_{l \rightarrow 0} + \mathcal{M}_{2\gamma\{d,x\}}^\mp|_{l \rightarrow q}. \quad (14)$$

Here

$$\mathcal{M}_{2\gamma d}^\mp|_{l \rightarrow 0} = \mp \frac{e^2}{8\pi^2} \mathcal{M}_b^\mp K(k_1, -p_1),$$

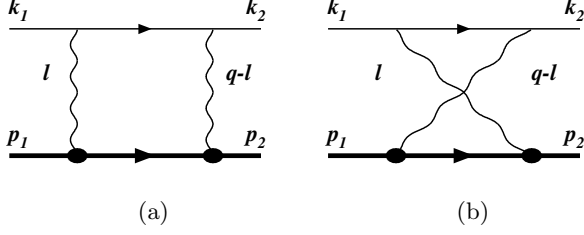


FIG. 2. Feynman graphs for the direct (a) and cross (b) two-photon exchange within l^-p -scattering. The similar graphs for l^+p scattering processes have an opposite direction for the leptonic arrows and a negative sign for its momenta.

$$\begin{aligned}\mathcal{M}_{2\gamma d IR}^\mp \Big|_{l \rightarrow q} &= \mp \frac{e^2}{8\pi^2} \mathcal{M}_b^\mp K(k_2, -p_2), \\ \mathcal{M}_{2\gamma x IR}^\mp \Big|_{l \rightarrow 0} &= \pm \frac{e^2}{8\pi^2} \mathcal{M}_b^\mp K(k_1, p_2), \\ \mathcal{M}_{2\gamma x IR}^\mp \Big|_{l \rightarrow q} &= \pm \frac{e^2}{8\pi^2} \mathcal{M}_b^\mp K(k_2, p_1).\end{aligned}\quad (15)$$

The detail calculation of the loop integrals

$$K(a, b) = -\frac{2ab}{i\pi^2} \int \frac{(2\pi\mu)^{4-n} d^n l}{l^2(l^2 - 2al)(l^2 - 2bl)}, \quad (16)$$

where μ is a free parameter of a mass dimension presented in Appendix A shows that $K(k_1, -p_1) = K(k_2, -p_2)$ are complex quantities while $K(k_1, p_2) = K(k_2, p_1)$ are real ones.

After replacing $\mathcal{M}_{2\gamma\{d,x\}}^\mp \rightarrow \mathcal{M}_{2\gamma\{d,x\} IR}^\mp$ in Eq. (12) one can find that the real part of soft photon contribution extracted from two-photon exchange contains the infrared divergence P_{IR} defined by Eq. (A4):

$$\begin{aligned}\frac{d\sigma_{2\gamma}^{IR \mp}}{dQ^2} &= \mp \frac{\alpha}{\pi} \left(\text{Re}[K(k_1, -p_1) + K(k_2, -p_2)] \right. \\ &\quad \left. - K(k_1, p_2) - K(k_2, p_1) \right) \frac{d\sigma_B}{dQ^2} \\ &= \mp \frac{\alpha}{\pi} \delta_{2\gamma}^{IR}(S, X) \frac{d\sigma_B}{dQ^2}.\end{aligned}\quad (17)$$

A physical requirement of on-shell renormalization scheme comes from vanishing asymmetry at $Q^2 \rightarrow 0$ can be provided by the difference $\delta_{2\gamma}^1(S, X)$ and its value at $X = S$ (or $Q^2 = 0$). As a results the required contribution has a form:

$$\frac{d\hat{\sigma}_{2\gamma}^{IR \mp}}{dQ^2} = \mp \frac{\alpha}{\pi} \hat{\delta}_{2\gamma}^{IR} \frac{d\sigma_B}{dQ^2}, \quad (18)$$

where

$$\begin{aligned}\hat{\delta}_{2\gamma}^{IR} &= \delta_{2\gamma}^{IR}(S, X) - \delta_{2\gamma}^{IR}(S, S) \\ &= 2(SL_S - XL_X) \left(P_{IR} + \log \frac{m}{\mu} \right) + \delta_{2\gamma},\end{aligned}\quad (19)$$

and

$$\begin{aligned}L_S &= \frac{1}{\sqrt{\lambda_S}} \log \frac{S + \sqrt{\lambda_S}}{S - \sqrt{\lambda_S}}, \\ L_X &= \frac{1}{\sqrt{\lambda_X}} \log \frac{X + \sqrt{\lambda_X}}{X - \sqrt{\lambda_X}}.\end{aligned}\quad (20)$$

The infrared free part reads:

$$\begin{aligned}\delta_{2\gamma} &= \frac{S}{\sqrt{\lambda_S}} \left[2\text{Li}_2 \frac{\sqrt{\lambda_S} - S + 2M^2}{2\sqrt{\lambda_S}} \right. \\ &\quad + \log \frac{2\lambda_S(S + \sqrt{\lambda_S})}{m^2(S - 2M^2 + \sqrt{\lambda_S})^2} \log \frac{S + \sqrt{\lambda_S}}{2M^2} \\ &\quad + \log \frac{M}{m} \log \frac{S + \sqrt{\lambda_S}}{S - \sqrt{\lambda_S}} - 2\text{Li}_2 \frac{S - 2m^2 + \sqrt{\lambda_S}}{2\sqrt{\lambda_S}} \Big] \\ &\quad + \frac{X}{\sqrt{\lambda_X}} \left[2\text{Li}_2 \frac{X + \sqrt{\lambda_X} - 2m^2}{2\sqrt{\lambda_X}} - \frac{1}{2} \log^2 \frac{X + \sqrt{\lambda_X}}{X - \sqrt{\lambda_X}} \right. \\ &\quad + \log \frac{(X + \sqrt{\lambda_X})(X - 2M^2 + \sqrt{\lambda_X})^2}{8M^2\lambda_X} \log \frac{X + \sqrt{\lambda_X}}{2M^2} \\ &\quad \left. \left. - 2\text{Li}_2 \frac{2M^2 + \sqrt{\lambda_X} - X}{2\sqrt{\lambda_X}} \right].\end{aligned}\quad (21)$$

Notice, that in ultrarelativistic approximation for $m \rightarrow 0$

$$\begin{aligned}\hat{\delta}_{2\gamma}^{IR} &= \left[4P_{IR} + \log \frac{SX}{\mu^4} \right] \log \frac{S}{X} - 2\text{Li}_2 \left[1 - \frac{M^2}{S} \right] \\ &\quad + 2\text{Li}_2 \left[1 - \frac{M^2}{X} \right].\end{aligned}\quad (22)$$

Taking into account that $P_{IR} = \log(\mu/\lambda)$, $S = 2ME$ and $X = 2ME'$ we immediately find the agreement of the obtained result with Eq. (2.20) of the review [9].

IV. REAL PHOTON CONTRIBUTION

In this section the odd regarding replace $l^- \leftrightarrow l^+$ contribution from real photon emission

$$l^\pm(k_1) + p(p_1) \longrightarrow l^\pm(k_2) + p(p_2) + k(k) \quad (23)$$

to the unpolarized elastic $l^\pm p$ scattering is considered. It consists from the interference between the matrix elements with the real photon emission from the lepton and proton legs as it is presented in Fig. 3.

For the description of real photon emission three additional variables has to be introduced. We choose the standard set [6, 22] of them: inelasticity $v = (p_1 + k_1 - k_2)^2 - M^2$, $\tau = kq/kp_1$ and ϕ_k is an angle between $(\mathbf{k}_1, \mathbf{k}_2)$ and (\mathbf{k}, \mathbf{q}) planes in the rest frame ($\mathbf{p}_1 = 0$).

As it was shown in [22] the upper kinematical limit over the inelasticity depends on fixed variable. Namely, for fixed Q^2 the maximum inelasticity value is

$$v_q = \frac{\sqrt{\lambda_S} \sqrt{Q^2(Q^2 + 4m^2)} - 2m^2 Q^2 - Q^2 S}{2m^2}, \quad (24)$$

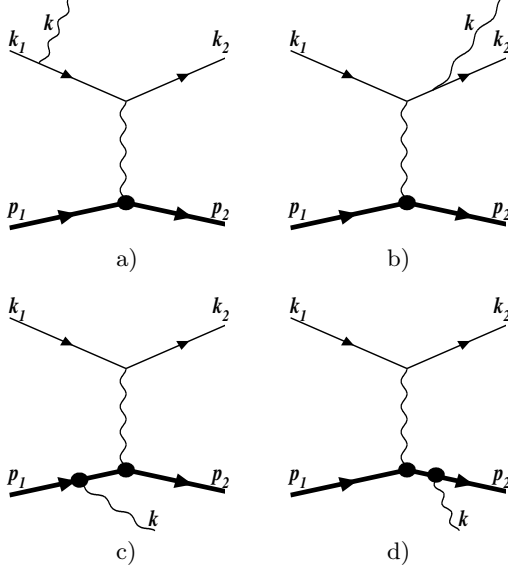


FIG. 3. Feynman graphs for real photon emission from the lepton (a,b) and proton (c,d) legs within l^-p -scattering. The similar graphs for l^+p scattering processes have an opposite direction for the leptonic arrows and a negative sign for its momenta.

while for the fixed scattering angle

$$v_\theta = S + 2m^2 - \frac{m}{M} \sqrt{(S + 2M^2)^2 - \lambda_S \cos^2 \theta}. \quad (25)$$

On the other hand, the contribution of hard real photon emission can be controlled by applying a cut v_{cut} on the inelasticity in the single-arm measurement of the scattered lepton only. Therefore, keeping in mind the inelasticity maximum values, for an upper limit of this quantity both for fixed Q^2 and scattering angle we will use v_{cut} as an experimentally observable variable.

The matrix elements corresponding to real photon emission in $l^\mp p$ scattering have a form:

$$\begin{aligned} \mathcal{M}_{lR}^- &= -\frac{ie^3}{t} \bar{u}(k_2) \varepsilon_\alpha \Gamma_{lR}^{\mu\alpha} u(k_1) \bar{U}(p_2) \Gamma_\mu(q-k) U(p_1), \\ \mathcal{M}_{lR}^+ &= \frac{ie^3}{t} \bar{u}(-k_1) \varepsilon_\alpha \bar{\Gamma}_{lR}^{\mu\alpha} u(-k_2) \bar{U}(p_2) \Gamma_\mu(q-k) U(p_1), \\ \mathcal{M}_{hR}^- &= \frac{ie^3}{Q^2} \bar{u}(k_2) \gamma_\mu u(k_1) \bar{U}(p_2) \varepsilon_\alpha \Gamma_{hR}^{\mu\alpha} U(p_1), \\ \mathcal{M}_{hR}^+ &= \frac{ie^3}{Q^2} \bar{u}(-k_1) \gamma_\mu u(-k_2) \bar{U}(p_2) \varepsilon_\alpha \Gamma_{hR}^{\mu\alpha} U(p_1), \end{aligned} \quad (26)$$

where $t = -(q-k)^2 = Q^2 + \tau R$, $R = 2p_1 k = v/(1+\tau)$, ε_α is the photon polarized vector, and

$$\begin{aligned} \Gamma_{lR}^{\mu\alpha} &= \left(\frac{k_{1\alpha}}{k k_1} - \frac{k_{2\alpha}}{k k_2} \right) \gamma^\mu - \frac{\gamma^\mu \hat{k} \gamma^\alpha}{2k_1 k} - \frac{\gamma^\alpha \hat{k} \gamma^\mu}{2k_2 k}, \\ \bar{\Gamma}_{lR}^{\mu\alpha} &= \left(\frac{k_{1\alpha}}{k k_1} - \frac{k_{2\alpha}}{k k_2} \right) \gamma^\mu - \frac{\gamma^\alpha \hat{k} \gamma^\mu}{2k_1 k} - \frac{\gamma^\mu \hat{k} \gamma^\alpha}{2k_2 k}, \end{aligned}$$

$$\begin{aligned} \Gamma_{hR}^{\mu\alpha} &= \Gamma^\mu(q) \frac{\hat{p}_1 - \hat{k} + M}{2p_1 k} \Gamma^\alpha(-k) \\ &\quad - \Gamma^\alpha(-k) \frac{\hat{p}_2 + \hat{k} + M}{2p_2 k} \Gamma^\mu(q). \end{aligned} \quad (27)$$

The part of the cross section with the interference between real photon emission from hadron and lepton lines reads:

$$d\sigma_R^\mp = \frac{1}{2\sqrt{\lambda_S}} (\mathcal{M}_{lR}^\mp \mathcal{M}_{hR}^{\mp\dagger} + \mathcal{M}_{hR}^\mp \mathcal{M}_{lR}^{\mp\dagger}) d\Gamma_3, \quad (28)$$

where the phase space has a form:

$$\begin{aligned} d\Gamma_3 &= \frac{d^3 k}{(2\pi)^3 2k_0} \frac{d^3 k_2}{(2\pi)^3 2k_{20}} \frac{d^3 p_2}{(2\pi)^3 2p_{20}} \\ &\quad \times (2\pi)^4 \delta^4(p_1 + k_1 - p_2 - k_2 - k). \end{aligned} \quad (29)$$

One can verify directly that the interference terms for l^-p and l^+p have an opposite sign

$$d\sigma_R^+ = -d\sigma_R^-. \quad (30)$$

A. Contribution to $d\sigma/dQ^2$

The phase space for fixed Q^2 can be presented as:

$$d\Gamma_3 = \frac{dQ^2 v dv d\tau d\phi_k}{2^8 \pi^4 (1+\tau)^2 \sqrt{\lambda_S \lambda_q}}. \quad (31)$$

Here $\lambda_q = (Q^2 + v)^2 + 4M^2 Q^2$, and the radiative cross section can be decomposed in terms of variable R introduced above:

$$\begin{aligned} d\sigma_R^\mp &= \mp \frac{\alpha^3 dQ^2 dv d\tau}{2Q^2 t (1+\tau) \lambda_S} \sum_{i,j,k=1}^2 \sum_{l=l_{ijk}^d}^{l_{ijk}^u} \theta_{ijk}^l(Q^2, \tau) R^{l-2} \\ &\quad \times F_i(0) F_j(Q^2) F_k(t), \end{aligned} \quad (32)$$

The lowest and upper limits in the sum over l read:

$$\begin{aligned} l_{1jk}^d &= 1, \\ l_{212}^d &= l_{221}^d = 2, \\ l_{211}^d &= l_{222}^d = 3, \\ l_{111}^u &= l_{112}^u = l_{121}^u = l_{211}^u = 4, \\ l_{122}^u &= l_{221}^u = l_{212}^u = l_{222}^u = 5. \end{aligned} \quad (33)$$

The explicit expressions for $\theta_{ijk}^l(Q^2, \tau)$ integrated over ϕ_k can be found in Appendix B.

In order to estimate this contribution to the elastic process, it is necessary to integrate $d\sigma_R^\mp$ over three variables of the unobservable photon: v , t and ϕ_k . However, since the expressions (28) contain the infrared divergence at $i = l = 1$ and $v = 0$ (or $R = 0$), straightforward integration is not possible.

This infrared contribution has to be extracted but in a rather arbitrary way keeping the same asymptotic behavior at $v \rightarrow 0$. In order to treat this divergence analytically following the Bardin-Shumeiko approach [20], in

the $i = l = 1$ term the variable t should be changed to Q^2 both in the photon propagator and the argument of the form factors. As a result this infrared term factorizes in front of the Born cross section:

$$d\sigma_R^{IR\mp} = \mp \frac{\alpha}{\pi^2} d\sigma_B \frac{v dv d\tau d\phi_k}{2(1+\tau)^2 \sqrt{\lambda_q}} \mathcal{F}_{IR}, \quad (34)$$

where

$$\mathcal{F}_{IR} = -\frac{1}{2} \left(\frac{k_{1\alpha}}{k_1 k} - \frac{k_{2\alpha}}{k_2 k} \right) \left(\frac{p_{1\alpha}}{p_1 k} - \frac{p_{2\alpha}}{p_2 k} \right). \quad (35)$$

This replacement allows us to perform the treatment of the infrared divergence analytically since the arguments of the form factors in (34) do not depend on photonic variables. For this purpose it is necessary to separate the factorized infrared term into the soft δ_S and hard δ_H parts

$$\frac{d\sigma_R^{IR\mp}}{dQ^2} = \mp \frac{\alpha}{\pi} (\delta_S + \delta_H) \frac{d\sigma_B}{dQ^2}. \quad (36)$$

by introducing of the infinitesimal inelasticity \bar{v}

$$\begin{aligned} \delta_S &= \frac{1}{\pi} \int_0^{\bar{v}} dv \int \frac{d^3 k}{k_0} \delta((p_1 + q - k)^2 - M^2) \mathcal{F}_{IR}, \\ \delta_H &= \frac{1}{\pi} \int_{\bar{v}}^{v_{cut}} dv \int \frac{d^3 k}{k_0} \delta((p_1 + q - k)^2 - M^2) \mathcal{F}_{IR}. \end{aligned} \quad (37)$$

Such separation allows us to calculate δ_H for $n = 4$ and to simplify the integration for δ_S in the dimensional regularization by choosing the individual reference systems for each invariant variable to make them independent of the azimuthal angle ϕ_k .

The analytical integration of δ_S using the dimensional regularization – as presented in Appendix C – gives

$$\begin{aligned} \delta_S &= 2(XL_X - SL_S) \left(P_{IR} + \log \frac{\bar{v}}{\mu M} \right) + \frac{S}{4} \sqrt{\lambda_S} L_S^2 \\ &\quad - \frac{X}{4} \sqrt{\lambda_X} L_X^2 + \frac{S}{\sqrt{\lambda_S}} \text{Li}_2 \left(\frac{2\sqrt{\lambda_S}}{S + \sqrt{\lambda_S}} \right) \\ &\quad - \frac{X}{\sqrt{\lambda_X}} \text{Li}_2 \left(\frac{2\sqrt{\lambda_X}}{X + \sqrt{\lambda_X}} \right) + S_\phi(k_2, p_1, p_2) \\ &\quad - S_\phi(k_1, p_1, p_2), \end{aligned} \quad (38)$$

where the infrared divergent term P_{IR} is defined by Eq. (A4) and the arbitrary parameter μ has a dimension of mass. A rather compact analytical expression for S_ϕ can be found in Appendix B of the work [22].

For the calculation of δ_H we integrate directly with respect to the photonic variables v , t and ϕ_k . The first integration over the azimuthal angle gives:

$$\delta_H = \int_{\bar{v}}^{v_{cut}} dv \int_{\tau_{min}^q}^{\tau_{max}^q} \frac{d\tau}{1+\tau} \frac{F_{IR}}{R}, \quad (39)$$

where the limits of variable τ are defined as in [22]

$$\tau_{max/min}^q = \frac{Q^2 + v \pm \sqrt{\lambda_q}}{2M^2}, \quad (40)$$

and the expression for F_{IR} is presented in Eq. (B2).

Since $R = v/(1+\tau)$ the second integration over τ gives:

$$\delta_H = \int_{\bar{v}}^{v_{cut}} \frac{dv}{v} J_H(S, X, v), \quad (41)$$

where

$$\begin{aligned} J_H(S, X, v) &= \frac{X}{\gamma_3} \log \frac{X - v + \gamma_3}{X - v - \gamma_3} + \frac{X}{\gamma_2} \log \frac{X + \gamma_2}{X - \gamma_2} \\ &\quad - SL_S - \frac{S}{\gamma_1} \log \frac{S - v + \gamma_1}{S - v - \gamma_1}, \end{aligned} \quad (42)$$

and

$$\begin{aligned} \gamma_1 &= \sqrt{(S - v)^2 - 4m^2(M^2 + v)}, \\ \gamma_2 &= \sqrt{X^2 - 4m^2(M^2 + v)}, \\ \gamma_3 &= \sqrt{(X - v)^2 - 4m^2 M^2}. \end{aligned} \quad (43)$$

Taking into account that

$$J_H(S, X, 0) = 2(XL_X - SL_S), \quad (44)$$

after an identical transformation, Eq. (41) can be split into two parts $\delta_H = \delta_H^1 + \bar{\delta}_H$ with

$$\begin{aligned} \delta_H^1 &= \int_{\bar{v}}^{v_{cut}} \frac{dv}{v} (J_H(S, X, v) - J_H(S, X, 0)), \\ \bar{\delta}_H &= 2(XL_X - SL_S) \log \frac{v_{cut}}{\bar{v}}, \end{aligned} \quad (45)$$

where the integrand in δ_H^1 is finite for $v \rightarrow 0$. Since, as mentioned above, the arbitrariness in a choice of a subtracted infrared expression is only constrained by its asymptotic behavior at $v \rightarrow 0$, we can drop δ_H^1 term.

As a result, the contribution with the real photon emission can be split into finite and infrared divergent parts:

$$\begin{aligned} \frac{d\sigma_R^\mp}{dQ^2} &= \frac{d\sigma_R^\mp}{dQ^2} - \frac{d\bar{\sigma}_R^{IR\mp}}{dQ^2} + \frac{d\bar{\sigma}_R^{IR\mp}}{dQ^2} \\ &= \frac{d\sigma_F^\mp}{dQ^2} + \frac{d\bar{\sigma}_R^{IR\mp}}{dQ^2} \end{aligned} \quad (46)$$

where

$$\frac{d\bar{\sigma}_R^{IR\mp}}{dQ^2} = \mp \frac{\alpha}{\pi} (\delta_S + \bar{\delta}_H) \frac{d\sigma_B}{dQ^2}. \quad (47)$$

does not depend on the separation parameter \bar{v} introduced in Eq. (37).

After integration of the extracted infrared term over ϕ_k and τ keeping v -dependence only in the denominator,

the finite part of hard photon emission reads:

$$\begin{aligned} \frac{d\sigma_R^{F\mp}}{dQ^2} = & \mp \frac{\alpha^3}{2Q^2\lambda_S} \int_0^{v_{cut}} dv \left[\int_{\tau_{min}^q}^{\tau_{max}^q} \frac{d\tau}{(1+\tau)t} \right. \\ & \times \sum_{i,j,k=1}^2 \sum_{l=l_{ijk}^d}^{l_{2jk}^u} \theta_{2jk}^l(Q^2, \tau) R^{l-2} F_i(0) F_j(Q^2) F_k(t) \\ & \left. - 4 \frac{J_H(S, X, 0)}{vQ^2} \sum_{i,j=1,2} \theta_{ij}^B F_i(Q^2) F_j(Q^2) \right]. \end{aligned} \quad (48)$$

The sum of Eq. (47) and Eq. (18)

$$\frac{d\sigma_{IR}^\mp}{dQ^2} + \frac{d\sigma_{box\ IR}^\mp}{dQ^2} = \mp \frac{\alpha}{\pi} \delta_{VR} \frac{d\sigma_B}{dQ^2} \quad (49)$$

is infrared free since

$$\begin{aligned} \delta_{VR} = & \hat{\delta}_{2\gamma}^{IR} + \delta_S + \bar{\delta}_H = 2(XL_X - SL_S) \log \frac{v_{cut}}{mM} \\ & + \delta_{2\gamma} + \frac{S}{4} \sqrt{\lambda_S} L_S^2 - \frac{X}{4} \sqrt{\lambda_X} L_X^2 \\ & + \frac{S}{\sqrt{\lambda_S}} \text{Li}_2\left(\frac{2\sqrt{\lambda_S}}{S + \sqrt{\lambda_S}}\right) - \frac{X}{\sqrt{\lambda_X}} \text{Li}_2\left(\frac{2\sqrt{\lambda_X}}{X + \sqrt{\lambda_X}}\right) \\ & + S_\phi(k_2, p_1, p_2) - S_\phi(k_1, p_1, p_2) \end{aligned} \quad (50)$$

does not depend on P_{IR} .

Finally, the lowest order of the charge-odd contribution to the elastic lepton-proton scattering has a form:

$$\frac{d\sigma_{odd}^\mp}{dQ^2} = \frac{d\sigma_F^\mp}{dQ^2} \pm \frac{\alpha}{\pi} \delta_{VR} \frac{d\sigma_B}{dQ^2}. \quad (51)$$

B. Contribution to $d\sigma/d\cos\theta$

The phase space for fixed angle θ reads:

$$d\Gamma_3 = J_\theta(v) \frac{v dv d\cos\theta d\tau d\phi_k}{28\pi^4(1+\tau)^2\sqrt{\lambda_S\lambda_v}}, \quad (52)$$

where $\lambda_v = (Q_R^2(v) + v)^2 + 4M^2Q_R^2(v)$ and

$$\begin{aligned} J_\theta(v) = & \frac{\lambda_S - vS - Q_R^2(v)(S + 2M^2)}{(S + 2M^2)^2 - \lambda_S \cos^2\theta} \\ & \times \left(\frac{S + 2M^2}{\cos\theta} + M\sqrt{\frac{\lambda_S}{D}}(S - v + 2m^2) \right). \end{aligned} \quad (53)$$

The square of transferred momentum for the radiative process with a fixed scattering angle is expressed through the inelasticity v as it was obtained in our previous work [22]:

$$\begin{aligned} Q_R^2(v) = & \frac{1}{(S + 2M^2)^2 - \lambda_S \cos^2\theta} \\ & \times \left[(S + 2M^2)(\lambda_S - vS) - \lambda_S(S - v) \cos^2\theta \right. \\ & \left. - 2M\sqrt{\lambda_S}\sqrt{D} \cos\theta \right], \end{aligned} \quad (54)$$

where

$$\mathcal{D} = M^2(\lambda_S + v(v - 2S)) - m^2(\lambda_S \sin^2\theta + 4vM^2). \quad (55)$$

It should be noticed that $Q_R^2(0) = Q^2$ and $J_\theta(0) = j_\theta$.

After some algebra similar to the previous subsection we find that:

$$\frac{d\sigma_{odd}^\mp}{d\cos\theta} = \frac{d\sigma_F^\mp}{d\cos\theta} \pm \frac{\alpha}{\pi} \delta_{VR} \frac{d\sigma_B}{d\cos\theta}. \quad (56)$$

The finite part reads:

$$\begin{aligned} \frac{d\sigma_F^\mp}{d\cos\theta} = & \mp \frac{\alpha^3}{2\lambda_S} \int_0^{v_{cut}} dv \left[J_\theta(v) \int_{\tau_{min}^\theta}^{\tau_{max}^\theta} \frac{d\tau}{tQ_R^2(v)(1+\tau)} \right. \\ & \times \sum_{i,j,k=1}^2 \sum_{l=l_{ijk}^d}^{l_{2jk}^u} \theta_{2jk}^l(Q_R^2(v), \tau) R^{l-2} F_i(0) F_j(Q_R^2(v)) F_k(t) \\ & \left. - 4 \frac{j_\theta}{vQ^4} J_H(S, X, 0) \sum_{i,j=1}^2 \theta_{ij}^B F_i(Q^2) F_j(Q^2) \right], \end{aligned} \quad (57)$$

where the range of τ at fixed θ is defined by

$$\tau_{max/min}^\theta = \frac{Q_R^2(v) + v \pm \sqrt{\lambda_v}}{2M^2}. \quad (58)$$

V. NUMERICAL RESULTS

Using above presented results the charge asymmetry can be written as

$$A_\xi = \frac{d\sigma_{odd}^+/d\xi - d\sigma_{odd}^-/d\xi}{d\sigma_{even}/d\xi}, \quad (59)$$

where ξ is equal to Q^2 or $\cos\theta$, the odd cross section is defined by Eqs. (51) or (56) in dependence on ξ , while the even cross section include Born contribution and RC to the lepton line that was found in [22].

Notice, that for the radiative process the scattering lepton energy k_{20} depends on the inelasticity v in relation to the selected variable. So for fixed Q^2

$$k_{20} = \frac{X - v}{2M} \quad (60)$$

while for fixed scattering angle

$$k_{20} = \frac{S - Q_R^2(v) - v}{2M}. \quad (61)$$

For the parametrization of the proton form factors the results of Kelly's paper [24] is used. The dependence of this asymmetry on the scattering lepton kinetic energy for different lepton beams presented in Fig. 4 at MUSE kinematic conditions [15] at different scattering angles. As can be seen, the asymmetry reaches its maximum value for the lightest lepton with the highest of the initial and scattering lepton energies at the maximum θ . At the

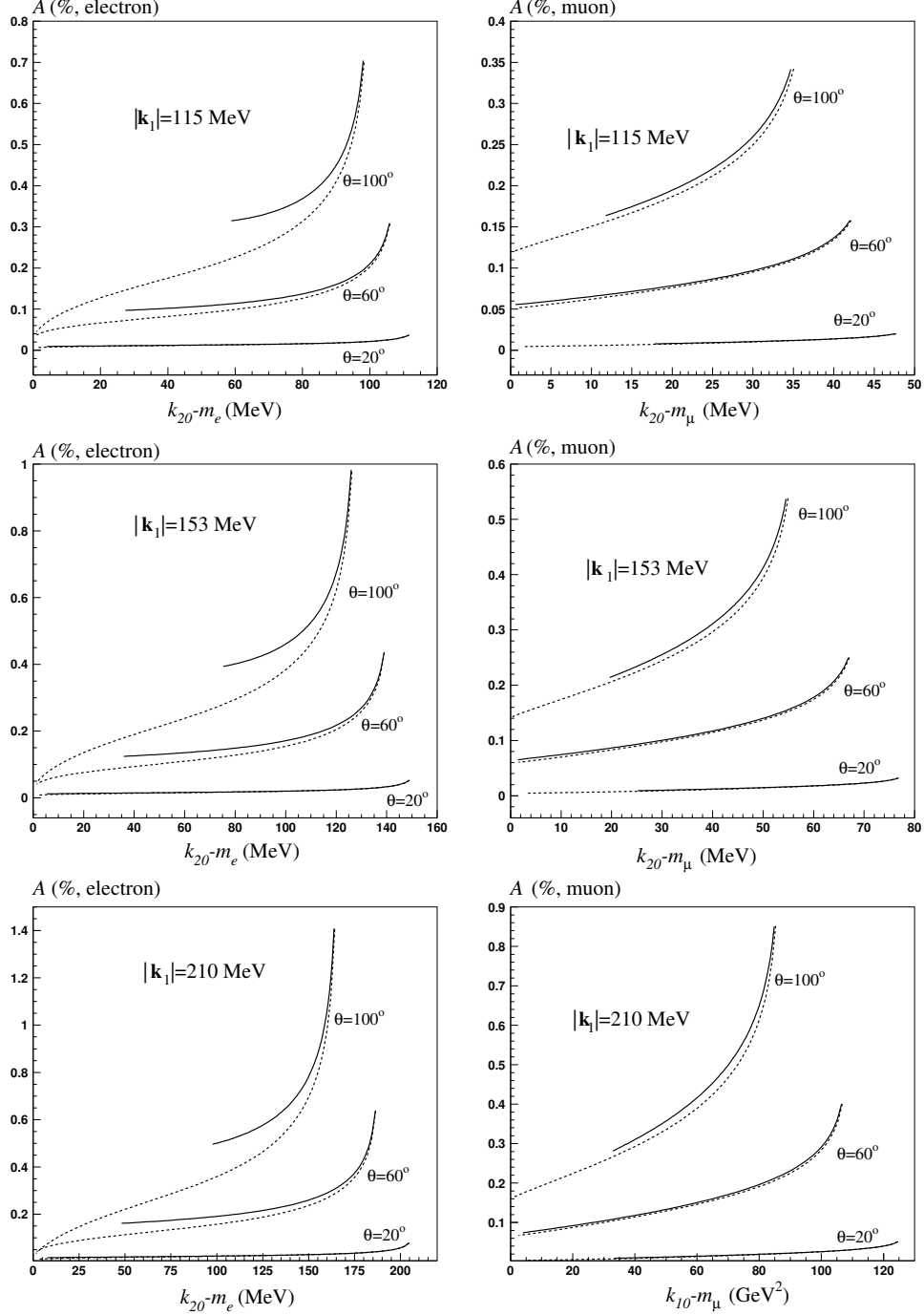


FIG. 4. Charge asymmetry defined in (59) vs value of the scattering particle kinetic energy for elastic e^+p and μ^+p scattering with the beam momenta 115 MeV, 153 MeV and 210 MeV. The solid (dashed) correspond fixed Q^2 ($\cos \theta$).

soft photon region its behavior is almost identical both for fixed Q^2 and for fixed θ and has a maximum difference for these two observables at low scattering electron energy and high θ . The asymmetry value for fixed θ is always less than its value for fixed Q^2 .

Another rather interesting quantity is the dependence

of e^+p/e^-p cross section ratio

$$R = \frac{d\sigma_{even}/d\xi + d\sigma_{odd}^+/d\xi}{d\sigma_{even}/d\xi + d\sigma_{odd}^-/d\xi}. \quad (62)$$

on the virtual photon polarization ε . According to [25],

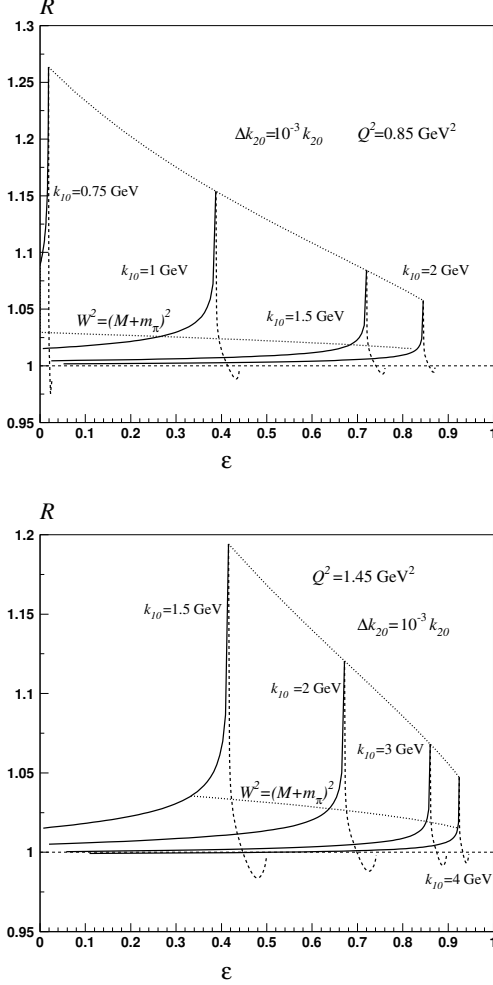


FIG. 5. Ratio of e^+p/e^-p cross sections defined in (62) as a function of ε at $Q^2 = 0.85 \text{ GeV}^2$ and $Q^2 = 1.45 \text{ GeV}^2$ for the different electron beam energies k_{10} defined in the rest frame ($\mathbf{p}_1 = \mathbf{0}$). The solid (dashed) line corresponds to fixed Q^2 ($\cos \theta$). An upper dotted line represents soft photon emission. The lowest dotted lines correspond to the pion production threshold.

ε beyond the ultrarelativistic approximation has a form

$$\varepsilon = \left(1 + 2(1 + \tau) \frac{(Q^2 - 2m^2)}{4k_{10}k_{20} - Q^2} \right)^{-1}. \quad (63)$$

Since for radiative processes the scattered lepton energy depends on the inelasticity as shown in Eqs. (60, 61), setting any cut on v leads to ε restriction.

The obtained dependence at JLab kinematic conditions is shown in Fig. 5. For soft photon emission the cross section ratio reaches its maximum value, and, similar to the work [26], increases with decreasing ε . For hard photon emission the ratio decreases with decreasing ε for fixed Q^2 and increasing ε for fixed scattering angle.

VI. CONCLUSION

The contribution of hard photon emission to the charge asymmetry in lepton- and antilepton-proton scattering was calculated and numerically compared for fixed Q^2 and fixed scattering angle beyond the ultrarelativistic limit keeping lepton mass during the whole process of calculation.

During the calculation only two assumptions are used: I) We did not consider any excited states in the intermediated proton in two-photon exchange, that allows to use a standard fermionic propagator; II) The on-shell proton vertex with the Dirac and Pauli form factors is applicable within off-shell region.

Two-photon exchange was analytically calculated in soft photon approximation using Tsai approach and dimensional regularization of the infrared divergence. The infrared divergence from real photon emission was treated by the Bardin-Shumeiko technique that allow to rid dependence of the final results on any artificial parameter for soft scale separation.

The numerical results presented for kinematic conditions of MUSE experiment in PSI and Jefferson Lab measurement shown that the asymmetry reaches its maximum value at the soft photon emission and significantly drops for hard real photon emission.

The next step consists in implementation of the obtained results into Monte-Carlo generator ELRADGEN [27, 28] for the simulation of hard photon emission in lepton- and antilepton-proton scattering and comparison numerical simulation with generator ESEPP [19].

Appendix A: Calculation of the three-point loop integrals.

Here we present the details of calculation of the three-point loop integrals defined by Eqs. (16)

Using Feynman parametrization we find that

$$K(a, b) = -\frac{4ab}{i\pi^2} \int_0^1 dy \int_0^1 dx \int \frac{x(2\pi\mu)^{4-n} d^n l}{(l^2 - x^2 c_y^2(a, b))^3} \quad (A1)$$

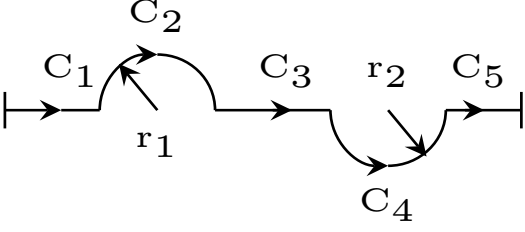
with $c_y(a, b) = ay + b(1 - y)$.

The integration over l in n -dimensional space gives:

$$K(a, b) = 2ab \frac{\Gamma(3 - n/2)}{(2\sqrt{\pi}\mu)^{n-4}} \int_0^1 dy \int_0^1 dx x^{n-5} (c_y^2(a, b))^{n/2-3}. \quad (A2)$$

After integration over x , and the expansion of the obtained expressions into the Laurent series around $n = 4$ result in:

$$K(a, b) = ab \int_0^1 \frac{dy}{c_y^2(a, b)} \left[2P_{IR} + \log \frac{c_y^2}{\mu^2} \right]$$

FIG. 6. Path integration over y for K_d .

$$= 2ab \int_0^1 dy \mathcal{K}_y(a, b), \quad (\text{A3})$$

where the term representing the infrared divergence in the dimensional regularization reads

$$P_{IR} = \frac{1}{n-4} + \frac{1}{2}\gamma_E + \log \frac{1}{2\sqrt{\pi}}. \quad (\text{A4})$$

After substitution into (A3) photon mass regularization $P_{IR} = \log \mu/\lambda$ we immediately find that our definition of $K(a, b)$ is equal to $K(p_i, p_j)$ defined by Eq. (I.5) of [23].

Taking into account that $c_y^2(k_1, -p_1) = c_y^2(k_2, -p_2) = \zeta_d(y)$ and $c_y^2(k_1, p_2) = c_y^2(k_2, p_1) = \zeta_x(y)$, where

$$\begin{aligned} \zeta_d(y) &= y(m^2 y - S(1-y)) + M^2(y-1)^2, \\ \zeta_x(y) &= y(m^2 y + X(1-y)) + M^2(y-1)^2 \end{aligned} \quad (\text{A5})$$

we will consider only two integrals, namely $K_d = K(k_1, -p_1) = K(k_2, -p_2)$ and $K_s = K(k_1, p_2) = K(k_2, p_1)$, that defined in the following way:

$$K_d = -\frac{S}{2} \int_0^1 \frac{dy}{\zeta_d(y)} \left[2P_{IR} + \log \frac{\zeta_d(y)}{\mu^2} \right] = \int_0^1 dy \mathcal{K}_d(y),$$

$$K_x = \frac{X}{2} \int_0^1 \frac{dy}{\zeta_x(y)} \left[2P_{IR} + \log \frac{\zeta_x(y)}{\mu^2} \right] = \int_0^1 dy \mathcal{K}_x(y), \quad (\text{A6})$$

The expression $\zeta_{d,x}(y)$ can be presented in the following way:

$$\zeta_{d,x}(y) = \frac{M^2}{y_1^{d,x} y_2^{d,x}} (y - y_1^{d,x})(y - y_2^{d,x}), \quad (\text{A7})$$

where

$$\begin{aligned} y_1^d &= \frac{2M^2}{2M^2 + S + \sqrt{\lambda_S}}, \quad y_2^d = \frac{2M^2}{2M^2 + S - \sqrt{\lambda_S}}, \\ y_1^x &= \frac{2M^2}{2M^2 - X + \sqrt{\lambda_X}}, \quad y_2^x = \frac{2M^2}{2M^2 - X - \sqrt{\lambda_X}}. \end{aligned} \quad (\text{A8})$$

It should be noted that for all $S > 2mM$ the quantities $y_{1,2}^d$ belong to the region of the integration: $1 > y_2^d > y_1^d > 0$. As a result, according to Eq. (A7) the function $\zeta_d(y)$ is positive for the two segments of the integration, namely $0 < y < y_1^d$ and $y_2^d < y < 1$, and negative between them. Moreover at the points $y = y_{1,2}^d$ the integral over y in K_d defined by Eq. (A6) diverges.

To perform the integration over y the method suggested by J. Kahane in Ref. [29] is used. For this purpose the integration region is broken up into five segments as it is shown in Fig. 6. The contours C_2 and C_4 are chosen such that $\zeta_d(y)$ has negative imaginary parts.

The integration for the regions C_1 , C_3 and C_5 can be expressed via Spence's dilogarithm

$$\text{Li}_2(x) = - \int_0^x \frac{\log |1-y|}{y} dy \quad (\text{A9})$$

in a following way

$$\begin{aligned} K_d^{C_1} &= \lim_{\delta_1 \rightarrow 0} \int_0^{y_1^d - \delta_1} dy \mathcal{K}_d(y) = \frac{S}{4\sqrt{\lambda_S}} \left[2 \left(2P_{IR} + \log \frac{\sqrt{\lambda_S}}{\mu^2} \right) \log \frac{\delta_1(S + 2M^2 + \sqrt{\lambda_S})^2}{4M^2\sqrt{\lambda_S}} + \log^2 \delta_1 \right. \\ &\quad \left. + 2 \log \frac{S + 2M^2 + \sqrt{\lambda_S}}{2\sqrt{\lambda_S}} \log \frac{\sqrt{\lambda_S}(S + 2M^2 + \sqrt{\lambda_S})}{2(S + M^2 + m^2)^2} - \log^2 \frac{M^2}{\sqrt{\lambda_S}} - 4\text{Li}_2 \frac{S + 2M^2 + \sqrt{\lambda_S}}{2\sqrt{\lambda_S}} + \frac{2}{3}\pi^2 \right], \\ K_d^{C_3} &= \lim_{\delta_{1,2} \rightarrow 0} \int_{y_1^d + \delta_1}^{y_2^d - \delta_2} dy \mathcal{K}_d(y) = -\frac{S}{4\sqrt{\lambda_S}} \left[2 \left(2P_{IR} + \log \frac{\sqrt{\lambda_S}}{\mu^2} \right) \log \frac{\delta_1 \delta_2 (S + M^2 + m^2)^2}{\lambda_S} + \log^2 \delta_1 + \log^2 \delta_2 \right. \\ &\quad \left. - 2 \log^2 \frac{S + M^2 + m^2}{\sqrt{\lambda_S}} + \frac{2}{3}\pi^2 + 2i\pi \log \frac{\delta_1 \delta_2 (S + M^2 + m^2)^2}{\lambda_S} \right], \\ K_d^{C_5} &= \lim_{\delta_2 \rightarrow 0} \int_{y_2^d + \delta_2}^1 dy \mathcal{K}_d(y) = \frac{S}{4\sqrt{\lambda_S}} \left[2 \left(2P_{IR} + \log \frac{\sqrt{\lambda_S}}{\mu^2} \right) \log \frac{\delta_2 (S + 2m^2 + \sqrt{\lambda_S})^2}{4m^2\sqrt{\lambda_S}} + \log^2 \delta_2 \right] \end{aligned}$$

$$+2 \log \frac{S+2m^2+\sqrt{\lambda_S}}{2\sqrt{\lambda_S}} \log \frac{2m^4}{\sqrt{\lambda_S}(S+2m^2+\sqrt{\lambda_S})} - \log^2 \frac{m^2}{\sqrt{\lambda_S}} + 4\text{Li}_2 \frac{\sqrt{\lambda_S}-S-2m^2}{2\sqrt{\lambda_S}} \Big]. \quad (\text{A10})$$

The integration along C_2 and C_4 is done by replacing $y \rightarrow r_1 = y_1^d - \delta_1 \exp(-i\theta)$ and $y \rightarrow r_2 = y_2^d - \delta_1 \exp(i\theta)$ respectively:

$$\begin{aligned} K_d^{C_2} &= \lim_{\delta_1 \rightarrow 0} \int_0^\pi d\theta \frac{dr_1}{d\theta} \mathcal{K}_d(r_1) = -\frac{S}{4\sqrt{\lambda_S}} \left[\pi^2 + 2i\pi \left(2P_{IR} + \log \frac{\delta_1 \sqrt{\lambda_S}}{\mu^2} \right) \right], \\ K_d^{C_4} &= \lim_{\delta_2 \rightarrow 0} \int_0^\pi d\theta \frac{dr_2}{d\theta} \mathcal{K}_d(r_2) = -\frac{S}{4\sqrt{\lambda_S}} \left[\pi^2 + 2i\pi \left(2P_{IR} + \log \frac{\delta_2 \sqrt{\lambda_S}}{\mu^2} \right) \right]. \end{aligned} \quad (\text{A11})$$

Summing up the integral over all five segments we obtained that:

$$\begin{aligned} K_d &= \sum_{i=1}^5 K_d^{C_i} = \frac{S}{4\sqrt{\lambda_S}} \left[\left(4P_{IR} + 4 \log \frac{m}{\mu} - \log \frac{S+\sqrt{\lambda_S}}{S-\sqrt{\lambda_S}} \right) \log \frac{S+\sqrt{\lambda_S}}{S-\sqrt{\lambda_S}} + 4\text{Li}_2 \frac{\sqrt{\lambda_S}-S-2m^2}{2\sqrt{\lambda_S}} \right. \\ &\quad - 4\text{Li}_2 \frac{S+2M^2+\sqrt{\lambda_S}}{2\sqrt{\lambda_S}} + 2 \log \frac{S-\sqrt{\lambda_S}}{2M^2} \log \frac{(S-\sqrt{\lambda_S})(S+2M^2-\sqrt{\lambda_S})^2}{8M^2\lambda_S} - 2\pi^2 \\ &\quad \left. - 4i\pi \left(2P_{IR} + \log \frac{\delta_1 \delta_2 (S+m^2+M^2)}{\mu^2} \right) \right]. \end{aligned} \quad (\text{A12})$$

As opposed to $\zeta_d(y)$ in the region $0 < y < 1$ the other function $\zeta_x(y)$ is always positive since $y_2^x > y_1^x > 1$ for $2mM < X < M^2 + m^2$ and $y_1^x > 1 > 0 > y_2^x$ for $X > M^2 + m^2$. For both these situations we have:

$$\begin{aligned} K_x &= \frac{X}{4\sqrt{\lambda_X}} \left[\left(4P_{IR} + 4 \log \frac{m}{\mu} + \log \frac{X+\sqrt{\lambda_X}}{X-\sqrt{\lambda_X}} \right) \log \frac{X+\sqrt{\lambda_X}}{X-\sqrt{\lambda_X}} + 4\text{Li}_2 \frac{2M^2+\sqrt{\lambda_X}-X}{2\sqrt{\lambda_X}} \right. \\ &\quad \left. - 4\text{Li}_2 \frac{X+\sqrt{\lambda_X}-2m^2}{2\sqrt{\lambda_X}} - 2 \log \frac{X+\sqrt{\lambda_X}}{2M^2} \log \frac{(X+\sqrt{\lambda_X})(X-2M^2+\sqrt{\lambda_X})^2}{8M^2\lambda_X} \right]. \end{aligned} \quad (\text{A13})$$

Appendix B: Explicit expression for $\theta_{ijk}^l(Q^2, \tau)$

The quantities $\theta_{ijk}^l(Q^2, \tau)$ read:

$$\begin{aligned} \theta_{111}^1 &= 4(S^2 + X^2 - 2Q^2(m^2 + M^2))F_{IR}, \\ \theta_{111}^2 &= 4S_p((Q^2 - 2M^2)F + 2m^2F_d - (Q^2 + \tau S)F_{1+}) + \tau Q^2(4(m^2 + M^2) - Q^2)(\tau F_d + F_{1+}) \\ &\quad + 2((1 + \tau)(5Q^2 - 6S) + 2(4 - \tau)m^2 - 2\tau M^2)F_{IR} + 2(2S^2 + (Q^2 + \tau S + 4m^2)Q^2)F_{1+} \\ &\quad + \frac{4}{1 + \tau}(S_p((Q^2 + 2M^2)F - 2m^2F_d) + (2m^2Q^2 - SX)F_{1+}), \\ \theta_{111}^3 &= 2\tau(2(S_p + X)F + (\tau^2(M^2 + m^2) - (1 + \tau)(\tau Q^2 + 4m^2))F_d + (\tau(4S - Q^2 + m^2 + M^2) \\ &\quad + 2S + 3Q^2)F_{1+}) + 2(4 + 8\tau + 5\tau^2)F_{IR} + 4((Q^2 + 2m^2)F_{1+} + (4M^2 - Q^2)F_{z_1} - (S + Q^2)F) \\ &\quad + \frac{4}{1 + \tau}(XF - Q^2F_{z_1}), \\ \theta_{111}^4 &= -\tau(4(1 + \tau)F + 4F_{z_1} + (2 + 4\tau + 3\tau^2)(\tau F_d + F_{1+})), \\ \theta_{112}^1 &= 4Q^2(Q^2 - 2m^2)F_{IR}, \\ \theta_{112}^2 &= 2Q^2\tau \left[\frac{S_p F - m^2 F_{1+}}{1 + \tau} - \tau(Q^2 - 2m^2)F_d - (Q^2 - m^2)F_{1+} \right] + \tau(5Q^2 - 8m^2)F_{IR}, \end{aligned}$$

$$\begin{aligned}
\theta_{112}^3 &= 2\tau(S + S_p)F + 2\tau^2 F_{IR} + \frac{\tau}{2} \left[\tau^2(8m^2 - 5Q^2)F_d - (5\tau Q^2 + 4(1 - \tau)m^2)F_{1+} \right] - 8Q^2 F_{z_1} \\
&\quad - \frac{2\tau}{1 + \tau} ((S_p + X)F - Q^2 F_{z_1} - m^2 F_{1+}), \\
\theta_{112}^4 &= -6\tau F_{z_1} - \tau^3(\tau F_d + F_{1+}), \\
\theta_{121}^1 &= 4Q^2(Q^2 - 2m^2)F_{IR}, \\
\theta_{121}^2 &= \tau Q^2 \left[2\tau(2m^2 - Q^2)F_d + 3F_{IR} + 2(3m^2 - Q^2)F_{1+} + \frac{2\tau}{1 + \tau}(m^2 F_{1+} - S_p F) \right], \\
\theta_{121}^3 &= 2(1 + \tau)Q^2 F + \tau^2(F_{IR} - \frac{3}{2}Q^2(\tau F_d + F_{1+})) - \frac{2Q^2}{1 + \tau}(F + 2F_{z_1}), \\
\theta_{121}^4 &= -\frac{\tau^3}{2}(\tau F_d + F_{1+}), \\
\theta_{122}^1 &= \frac{2Q^2}{M^2}(SX + M^2(Q^2 - 4m^2))F_{IR}, \\
\theta_{122}^2 &= \frac{1}{4M^2} \left[Q^2 \left(8Q^2 S_p F + \tau^2(Q^2(Q^2 - 4M^2) + 16m^2 M^2)F_d + (16m^2(Q^2 + \tau M^2) \right. \right. \\
&\quad \left. \left. + 2Q^2((3\tau - 2)S - 2\tau M^2) + (6 + \tau)Q^4 - 8\tau S^2)F_{1+} - \frac{4\tau}{1 + \tau}(S_p((Q^2 + 2M^2)F - 2m^2 F_d) \right. \right. \\
&\quad \left. \left. + (2m^2 Q^2 - SX)F_{1+}) \right) + 2(8m^2(Q^2 - \tau M^2) + 2Q^2(2\tau M^2 - (3 + 4\tau)S) + (5 + 3\tau)Q^4 + 2\tau S^2)F_{IR} \right], \\
\theta_{122}^3 &= \frac{1}{8M^2} \left[4Q^2((6\tau S + (1 + \tau)(2M^2 - 5Q^2) - 2X)F + 4M^2 F_{z_1}) + (4(Q^2 + S)(2Q^2 - S) + 16m^2(M^2 + 3Q^2) \right. \\
&\quad \left. + 2\tau(8m^2(Q^2 - M^2) + 9Q^4 + 2S^2) + \tau^2(Q^4 - 8M^2 Q^2 + 22Q^2 S - 8S^2))F_{1+} \right. \\
&\quad \left. + \tau(\tau Q^2(\tau(Q^2 - 8M^2) - 4Q^2) + 16m^2(\tau^2 M^2 - (1 + \tau)Q^2))F_d + 2((1 + \tau)(16m^2 + \tau(11Q^2 - 6S)) \right. \\
&\quad \left. + 2\tau(4Q^2 + \tau M^2) + 6Q^2)F_{IR} + \frac{4}{1 + \tau}((SX - 4M^2 m^2)F_{1+} - Q^2(S_p + 2M^2)F - 4M^2 Q^2 F_{z_1}) \right], \\
\theta_{122}^4 &= \frac{1}{4M^2} \left[4(\tau^2(S - 2Q^2) - \tau(Q^2 + S) + Q^2)F + 4Q^2 F_{z_1} + \tau(8m^2 + (1 + 2\tau)Q^2)(F_{1+} - \tau(1 + \tau)F_d) \right. \\
&\quad \left. + \tau^2(\tau(2S - M^2) + 2(1 + \tau)X)F_{1+} - \tau^3(Q^2 + \tau M^2)F_d + 4\tau(\tau + 1)^2 F_{IR} \right], \\
\theta_{122}^5 &= -\frac{1 + \tau}{4M^2} \left[\tau^2(2F + (1 + \tau)(\tau F_d + F_{1+})) - 4F_{z_1} \right], \\
\theta_{211}^3 &= 2(Q^2 + (\tau - 1)S)F - 2Q^2 F_{z_1} + \tau^2 F_{IR} + \frac{2}{1 + \tau}(XF - Q^2 F_{z_1}), \\
\theta_{211}^4 &= -\tau(2F_{z_1} + \frac{\tau^2}{2}(F_d \tau + F_{1+})), \\
\theta_{212}^2 &= \frac{\tau S_p}{4M^2} \left[(2Q^2(Q^2 + 4m^2) + (\tau - 1)(\lambda_S + \lambda_X))F_d - Q^2 S_p F_{1+} - \frac{1}{1 + \tau}(Q^2 S_p F_{1+} - 2Q^2(Q^2 + 4M^2)F \right. \\
&\quad \left. - (\lambda_S + \lambda_X)F_d) \right], \\
\theta_{212}^3 &= \frac{1}{4M^2} \left[2(4\tau X(Q^2 + M^2) + Q^2(\tau Q^2 - 4S_p))F + 4Q^4 F_{z_1} + (\tau^3((S_p + 8m^2)M^2 - 3Q^4 + 8Q^2 S - 6S^2) \right. \\
&\quad \left. + 2\tau(Q^2 + 4m^2)(2\tau X - Q^2) + \tau S_p((1 - \tau)M^2 - Q^2))F_d + (8m^2 Q^2 + 2\tau \lambda_S + \tau Q^2(6S - 4Q^2 - M^2) \right. \\
&\quad \left. - \tau^2(Q^2(M^2 - Q^2) + 4X^2))F_{1+} - \frac{\tau}{1 + \tau}(Q^2(M^2(8F_{z_1} - F_d) + 2Q^2(F + 2F_{z_1})) + (2M^2 S - Q^2 S_p)(4F + F_d) \right]
\end{aligned}$$

$$\begin{aligned}
& +(\lambda_S + \lambda_X - M^2 Q^2) F_{1+}) \Big], \\
\theta_{212}^4 &= \frac{1}{4M^2} \left[2(\tau - 1)(\tau S_p - 2(\tau + 2)Q^2)F + 8(Q^2 - \tau M^2)F_{z_1} + \tau^2(4(1 + \tau)(\tau S - 2m^2) - \tau^2 M^2 \right. \\
& \quad \left. - (1 + 5\tau + 3\tau^2)Q^2)F_d + \tau(\tau(2(1 + 2\tau)S - \tau M^2) - (3 + 5\tau + 3\tau^2)Q^2 + 8m^2)F_{1+} \right], \\
\theta_{212}^5 &= \frac{1 + \tau}{4M^2} (4F_{z_1} - \tau^2(2F + (1 + \tau)(\tau F_d + F_{1+}))), \\
\theta_{221}^2 &= \frac{\tau S_p}{4M^2} \left[Q^2 S_p F_{1+} - (2Q^2(Q^2 + 4m^2) + (\tau - 1)(\lambda_S + \lambda_X))F_d + \frac{1}{1 + \tau}(2Q^2(4M^2 + Q^2)F \right. \\
& \quad \left. + (\lambda_S + \lambda_X)F_d - Q^2 S_p F_{1+}) \right], \\
\theta_{221}^3 &= \frac{1}{4M^2} \left[4Q^2((\tau M^2 - (1 + 2\tau)S_p)F + 4Q^4 F_{z_1} + \tau(2(Q^2 + 4m^2)(Q^2 - 2\tau X) + 2\tau^2(XS_p + \lambda_X) \right. \\
& \quad \left. + (1 - \tau + \tau^2)M^2 S_p)F_d + (2\tau^2(XS_p + \lambda_X) + Q^2((1 + \tau)(8m^2 - \tau M^2) - 2Q^2 - 4\tau S_p))F_{1+} \right] \\
& \quad + \frac{\tau}{4(1 + \tau)}(Q^2(4F + 8F_{z_1} + F_{1+}) - S_p F_d), \\
\theta_{221}^4 &= \frac{1}{4M^2} \left[2((1 + \tau)(2 + 5\tau)Q^2 - 2\tau(2 + 3\tau)S)F + 4(1 + 2\tau)Q^2 F_{z_1} + \tau^2(2(1 + \tau)(Q^2 - 2\tau X + 4m^2) \right. \\
& \quad \left. - \tau^2(S_p + M^2))F_d + \tau((1 + \tau)(8m^2 - 6\tau X) - \tau^2(Q^2 + M^2))F_{1+} \right], \\
\theta_{221}^5 &= \frac{\tau(\tau + 1)}{4M^2} (4(1 + \tau)F + 4F_{z_1} + \tau(1 + 2\tau)(\tau F_d + F_{1+})), \\
\theta_{222}^3 &= \frac{1}{4M^2} \left[Q^2(2(Q^2 + 2M^2)(4F_{z_1} - \tau F) - S_p(\tau(1 + \tau^2)F_d + 4(3 + \tau)F)) + (\tau(1 + \tau)(\lambda_S + \lambda_X) \right. \\
& \quad \left. - (2 + \tau)Q^2(Q^2 - 8m^2))F_{1+} + \frac{\tau}{1 + \tau}(Q^2(S_p(4F + F_d) - 2(Q^2 + 2M^2)(F + 2F_{z_1})) - (\lambda_S + \lambda_X)F_{1+}) \right], \\
\theta_{222}^4 &= \frac{1}{4M^2} \left[4(3 + 3\tau + \tau^2)Q^2 F + 4(3 + 2\tau)(Q^2 F_{z_1} - \tau S F) + \tau^2((1 + \tau)Q^2 - 2\tau^2 X)F_d \right. \\
& \quad \left. + \tau(2(2 + \tau)(4m^2 - \tau S) - (3 - \tau - 2\tau^2)Q^2)F_{1+} \right], \\
\theta_{222}^5 &= \frac{1 + \tau}{4M^2} (2\tau(2 + \tau)F + 4(1 + \tau)F_{z_1} + \tau^3(\tau F_d + F_{1+})). \tag{B1}
\end{aligned}$$

Here $S_p = S + X = 2S - Q^2$, and F and F_i ($i = d, 1+, z_1, IR$) can be expressed through the invariant as

$$\begin{aligned}
F &= \frac{1}{\sqrt{\lambda_q}}, \\
F_d &= \frac{1}{2\pi\sqrt{\lambda_q}} \int_0^{2\pi} \frac{d\phi_k}{z_1 z_2} = \frac{1}{\tau} \left(\frac{1}{C_2} - \frac{1}{C_1} \right), \\
F_{1+} &= \frac{1}{2\pi\sqrt{\lambda_q}} \int_0^{2\pi} d\phi_k \left(\frac{1}{z_1} + \frac{1}{z_2} \right) = \frac{1}{C_1} + \frac{1}{C_2}, \\
F_{z_1} &= \frac{1}{2\pi\sqrt{\lambda_q}} \int_0^{2\pi} z_1 d\phi_k
\end{aligned}$$

$$= \frac{Q^2(S_p - v) + \tau(S(Q^2 + v) + 2M^2 Q^2)}{\lambda_q^{3/2}},$$

$$F_{IR} = \frac{R^2}{2\pi\sqrt{\lambda_q}} \int_0^{2\pi} d\phi_k \mathcal{F}_{IR} = \frac{\tau^2 S_p F_d - (2 + \tau)Q^2 F_{1+}}{2(1 + \tau)}, \tag{B2}$$

where \mathcal{F}_{IR} is defined by Eq. (35), while $z_{1,2} = k k_{1,2}/k p_1$ depends on ϕ_k as

$$\begin{aligned}
z_1 &= \frac{1}{\lambda_q} \left[Q^2(S_p - v) + \tau((Q^2 + v)S + 2M^2 Q^2) \right. \\
& \quad \left. - 2M\sqrt{\lambda_z} \cos \phi_k \right],
\end{aligned}$$

$$z_2 = \frac{1}{\lambda_q} \left[Q^2(S_p - v) + \tau((Q^2 + v)(X - v) - 2M^2Q^2) \right. \\ \left. - 2M\sqrt{\lambda_z} \cos \phi_k \right],$$

$$\lambda_z = (\tau_{max}^q - \tau)(\tau - \tau_{min}^q)(Q^2(S(X - v) - M^2Q^2) - m^2\lambda_q), \quad (B3)$$

and $\tau_{max/min}^q$ defined by Eq. (40).

At last

$$C_1 = [4m^2M^2(\tau_{max}^q - \tau)(\tau - \tau_{min}^q) + (Q^2 + \tau S)^2]^{1/2},$$

$$C_2 = [4m^2M^2(\tau_{max}^q - \tau)(\tau - \tau_{min}^q) + (Q^2 + \tau(v - X))^2]^{1/2}. \quad (B4)$$

Appendix C: Calculation of δ_S

The real photon phase space in the dimensional regularization has a form

$$\frac{d^3k}{k_0} \rightarrow \frac{d^{n-1}k'}{(2\pi\mu)^{n-4}k'_0} \\ = \frac{2\pi^{n/2-1}k'_0{}^{n-3}dk'_0 \sin^{n-3}\theta_k d\theta}{(2\pi\mu)^{n-4}\Gamma(n/2-1)}, \quad (C1)$$

where θ_k is defined as the spatial angle between the photon three-momentum and $\mathbf{k}'_{1,2}$ or $\mathbf{k}'_{s,x}$ that are introduced below, and μ is an arbitrary parameter of the dimension of a mass. Here and later the upper prime index means that the energy or three-momentum is defined in the system $\mathbf{p}_1 + \mathbf{q} = \mathbf{0}$.

The Feynman parametrization of the propagators in \mathcal{F}_{IR} :

$$\mathcal{F}_{IR} = \frac{1}{4k_0'^2} \int_0^1 dy \left[\frac{2}{1-x\beta_1} - \frac{2}{1-x\beta_2} - \frac{S}{k_{s0}'^2(1-x\beta_s)^2} \right. \\ \left. + \frac{X}{k_{x0}'^2(1-x\beta_x)^2} \right] = \frac{1}{4k_0'^2} \int_0^1 dy \mathcal{F}(x, y), \quad (C2)$$

where y is the Feynman parameter, $x = \cos \theta_k$, $\beta_i = |\mathbf{k}'_i|/k'_{i0}$ for $i = 1, 2, s, x$, $k'_{s0} = yk'_{10} + (1-y)p'_{10}$ and $k'_{x0} = yk'_{20} + (1-y)p'_{10}$.

After substituting it into definition of δ_S in (37) and, using δ function, integration of the obtained result over the photon energy we found that

$$\delta_S = \frac{1}{2(4\mu\sqrt{\pi})^{n-4}\Gamma(n/2-1)} \int_{-1}^1 dx (1-x^2)^{n/2-2} \\ \times \int_0^1 dy \mathcal{F}(x, y) \int_0^{\bar{v}} \frac{dv}{v} \left(\frac{v}{M} \right)^{n-4}. \quad (C3)$$

Then, the integration over v , and expansion of the obtained expression into the Laurent series around $n = 4$ result in

$$\delta_S = \delta_S^{IR} + \delta_S^1, \quad (C4)$$

where

$$\delta_S^{IR} = \frac{1}{2} \left[P_{IR} + \log \frac{\bar{v}}{\mu M} \right] \int_0^1 dy \int_{-1}^1 dx \mathcal{F}(x, y) \quad (C5)$$

and

$$\delta_S^1 = \frac{1}{4} \int_0^1 dy \int_{-1}^1 dx \log \left(\frac{1-x^2}{4} \right) \mathcal{F}(x, y). \quad (C6)$$

Here P_{IR} is the infrared divergent term defined by Eq. (A4). Since $k_{s0}'^2 - |\mathbf{k}'_s|^2 = m_y^2(S)$ and $k_{x0}'^2 - |\mathbf{k}'_x|^2 = m_y^2(X)$ where

$$m_y^2(S) = y(1-y)S + y^2m^2 + (1-y)^2M^2, \quad (C7)$$

the integration over x and y variables in δ_S^{IR} is performed explicitly:

$$\delta_S^{IR} = 2(XL_X - SL_S) \left[P_{IR} + \log \frac{\bar{v}}{\mu M} \right], \quad (C8)$$

where the quantities L_S , and L_X are defined by Eqs. (20).

For the covariant analytical integration in δ_S^1 we express the initial and final lepton energies through the invariants:

$$k'_{10} = \frac{X}{2M}, \quad k'_{20} = \frac{S}{2M}. \quad (C9)$$

As a result,

$$\delta_S^1 = \frac{1}{4} S \sqrt{\lambda_S} L_S^2 - \frac{1}{4} X \sqrt{\lambda_X} L_X^2 + \frac{S}{\sqrt{\lambda_S}} \text{Li}_2 \left(\frac{2\sqrt{\lambda_S}}{S + \sqrt{\lambda_S}} \right) \\ - \frac{X}{\sqrt{\lambda_X}} \text{Li}_2 \left(\frac{2\sqrt{\lambda_X}}{X + \sqrt{\lambda_X}} \right) + S_\phi(k_2, p_1, p_2) \\ - S_\phi(k_1, p_1, p_2). \quad (C10)$$

The function S_ϕ can be expressed through the integration over x and y as

$$S_\phi(k_{1,2}, p_1, p_2) = \frac{k_{1,2}p_1}{2} \int_{-1}^1 dx \int_0^1 dy \frac{\log[(1-x^2)/4]}{k_{s0,x0}'^2(1-x\beta_{s,x})^2}. \quad (C11)$$

The explicit expression for S_ϕ can be found in Appendix B of [22].

-
- [1] L. Andivahis *et al.*, Phys. Rev. D **50**, 5491 (1994).
 - [2] I. A. Qattan *et al.*, Phys. Rev. Lett. **94**, 142301 (2005).
 - [3] M. Jones *et al.* (Jefferson Lab Hall A), Phys. Rev. Lett. **84**, 1398 (2000).
 - [4] O. Gayou *et al.* (Jefferson Lab Hall A), Phys. Rev. Lett. **88**, 092301 (2002).
 - [5] L. C. Maximon and J. A. Tjon, Phys. Rev. C **62**, 054320 (2000).
 - [6] A. Afanasev, I. Akushevich, and N. Merenkov, Phys. Rev. D **64**, 113009 (2001), arXiv:hep-ph/0102086.
 - [7] A. V. Afanasev, I. Akushevich, and N. P. Merenkov, Phys. Rev. D **65**, 013006 (2002).
 - [8] A. V. Afanasev, I. Akushevich, A. Ilyichev, and N. P. Merenkov, Phys. Lett. B **514**, 269 (2001).
 - [9] A. Afanasev, P. G. Blunden, D. Hasell, and B. A. Raue, Prog. Part. Nucl. Phys. **95**, 245 (2017).
 - [10] I. Akushevich, H. Gao, A. Ilyichev, and M. Meziane, Eur. Phys. J. A **51**, 1 (2015).
 - [11] P. J. Mohr, B. N. Taylor, and D. B. Newell, Rev. Mod. Phys. **80**, 633 (2008).
 - [12] I. Sick, Phys. Lett. B **576**, 62 (2003).
 - [13] R. Pohl *et al.*, Nature **466**, 213 (2010).
 - [14] W. Xiong *et al.*, Nature **575**, 147 (2019).
 - [15] R. Gilman *et al.*, Technical Design Report for the Paul Scherrer Institute Experiment R-12-01.1: Studying the Proton “Radius” Puzzle with μp Elastic Scattering (2017), arXiv:1709.09753 [physics.ins-det].
 - [16] A. Gasparian *et al.* (PRad), (2020), arXiv:2009.10510 [nucl-ex].
 - [17] P. Talukdar, V. C. Shastry, U. Raha, and F. Myhrer, Phys. Rev. D **104**, 053001 (2021).
 - [18] L. W. Mo and Y.-S. Tsai, Rev. Mod. Phys. **41**, 205 (1969).
 - [19] A. V. Gramolin *et al.*, J. Phys. G **41**, 115001 (2014).
 - [20] D. Bardin and N. Shumeiko, Nucl. Phys. B **127**, 242 (1977).
 - [21] A. Afanasev and A. Ilyichev, Phys. Rev. D **105**, L011301 (2022).
 - [22] A. Afanasev and A. Ilyichev, Eur. Phys. J. A **57**, 280 (2021).
 - [23] Y.-S. Tsai, Phys. Rev. **122**, 1898 (1961).
 - [24] J. J. Kelly, Phys. Rev. C **70**, 068202 (2004).
 - [25] B. M. Priedom and R. Tegen, Phys. Rev. C **36**, 2466 (1987).
 - [26] D. Adikaram *et al.* (CLAS), Phys. Rev. Lett. **114**, 062003 (2015).
 - [27] A. V. Afanasev, I. Akushevich, A. Ilyichev, and B. Niczyporuk, Czech. J. Phys. **53**, B449 (2003), arXiv:hep-ph/0308106.
 - [28] I. Akushevich, O. Filoti, A. Ilyichev, and N. Shumeiko, Comput. Phys. Commun. **183**, 1448 (2012).
 - [29] J. Kahane, Phys. Rev. **135**, B975 (1964).