

The Composition and Power of the Jet of the Broad-Line Radio Galaxy 3C 120

ANDRZEJ A. ZDZIARSKI,¹ DAKALO G. PHURAVHATHU,² MAREK SIKORA,¹ MARKUS BÖTTCHER,² AND JAMES O. CHIBUEZE^{2,3}

¹*Nicolaus Copernicus Astronomical Center, Polish Academy of Sciences, Bartycka 18, PL-00-716 Warszawa, Poland; aaz@camk.edu.pl*

²*Centre for Space Research, North-West University, Potchefstroom 2520, South Africa*

³*Department of Physics and Astronomy, Faculty of Physical Sciences, University of Nigeria, Carver Building, 1 University Road, Nsukka 410001, Nigeria*

ABSTRACT

We calculated the electron-positron pair production rate at the base of the jet of 3C 120 by collisions of photons from the hot accretion flow using the measurement of its average soft gamma-ray spectrum by Compton Gamma Ray Observatory. We found that this rate approximately equals the flow rate of the leptons emitting the observed synchrotron radio-to-IR spectrum of the jet core, calculated using the extended jet model following Blandford & Königl. This coincidence shows the jet composition is likely to be pair-dominated. We then calculated the jet power in the bulk motion of ions, and found it greatly exceeds that achievable by the magnetically arrested disk scenario for the maximum black hole spin unless the jet contains mostly pairs. Next, we found that the magnetic flux through the synchrotron-emitting jet equals the maximum poloidal flux that can thread the black hole. Finally, we compared two estimates of the magnetization parameter at the onset of the synchrotron emission and found they are in agreement only if pairs dominate the jet content.

1. INTRODUCTION

We consider possible mechanisms to produce electron-positron (e^\pm) pairs at the base of relativistic jets. There are a lot of indications that extragalactic jets contain e^\pm pairs dominating their content by number (e.g., Ghisellini 2012; Pjanka et al. 2017; Snios et al. 2018; Sikora et al. 2020; Liodakis et al. 2022). However, it is not clear what the mechanism producing those pairs is.

One possibility is pair production in the ergosphere of a rotating black hole (BH; Blandford & Znajek 1977). If the charge density there is low enough, a strong electric field forms a ‘spark gap’, where electrons are accelerated to relativistic energies. These emit energetic γ -rays by Compton-scattering ambient soft photons. The γ -rays in turn produce e^\pm pairs in collisions with ambient photons. However, the electric field will be screened when the charge density in the ergosphere becomes higher than the Goldreich-Julian (Goldreich & Julian 1969) density, $n_{GJ} = \Omega B / 2\pi e c$, where Ω is the BH angular velocity, B is the strength of the magnetic field of the magnetosphere and e is the electron charge. The pairs are produced above the gap (see fig. 1 in Levinson & Rieger 2011) and thus the density there can exceed n_{GJ} by some factor, which Levinson & Rieger (2011) estimate to be $\lesssim 10^3$. As found to follow from that estimate, this mechanism can be efficient in low-luminosity sources (Levinson & Rieger 2011; Mościbrodzka et al. 2011). On the other hand, the electron density close to the BH in blazars has been estimated to be much larger, $\sim (10^{10}-10^{13})n_{GJ}$ (Nokhrina et al. 2015). Here we accounted for the synchrotron-emitting electrons only, without counting any background electrons, which Nokhrina et al. (2015) also included. Even without those electrons, it appears unlikely that such high electron densities can be obtained by this process.

An alternative is pair production within the jet base via collisions of energetic photons originating in the accretion flow (Henri & Pelletier 1991; Beloborodov 1999; Levinson & Rieger 2011; Aharonian et al. 2017; Sikora et al. 2020). Figure 1 presents an illustration of the assumed geometry (see also fig. 3 in Zdziarski et al. 2022, hereafter Z22). The rate of the pairs produced at the base can be compared with the flow rate of non-thermal relativistic electrons emitting synchrotron emission far downstream in the jet. Such a comparison was done for the microquasar MAXI J1820+070, where these two rates were found to be of the same order (Z22).

The ability of loading jets by pairs at their bases was also studied for AGNs using blazar and/or core-shift models combined with data on their radio lobes (Kang et al. 2014; Sikora 2016; Pjanka et al. 2017). However, this can be tested in some AGNs more directly, in a similar way as in the case of the microquasar MAXI J1820+070, i.e., by using radio-IR spectra of compact jets and hard X-ray/soft γ -ray spectra of their accretion disk coronae. This is usually not possible in blazars, where the beamed jet emission dominates over the X-rays from accretion. A suitable class of objects is broad-line radio galaxies, where the jet is viewed from a side. We have found the broad-line radio galaxy 3C 120 to be well suited for such calculations.

This is a well-studied, strong and prominent jet source (Marscher et al. 2002), but at the same time its X-ray emission is dominated by its accretion flow, as evidenced by the detection of strong reflection features (Zdziarski & Grandi 2001; Lohfink et al. 2013). The model of the broad-band jet spectrum from 3C 120 by Janiak et al. (2016) also implies a weak jet contribution to the X-rays. The source was observed about 10 times by the Oriented Scintillation Spectroscopy Experiment (OSSE) detector (Johnson et al. 1993) onboard of *Compton Gamma Ray Observatory*, whose aver-

age spectrum was published by [Woźniak et al. \(1998\)](#), and compared to a number of X-ray observations at lower energies in [Zdziarski & Grandi \(2001\)](#). Apart from a moderate difference in the normalization, the OSSE spectrum (starting at 50 keV) was in a good agreement with that from *BeppoSAX* (extending up to ≈ 100 keV), but showed a power-law extension at high energies, with the detection up to ≈ 400 keV. For the synchrotron spectrum, we use the spectral measurements from radio to IR listed in [Giommi et al. \(2012\)](#).

The redshift to 3C 120 is $z_r = 0.033$, which implies the luminosity distance of $D \approx 141$ Mpc (for $H_0 = 72 \text{ km s}^{-1} \text{ Mpc}^{-1}$, $\Omega_\Lambda = 0.7$, $\Omega_M = 0.3$). The latest determination of its BH mass is $M \approx 6.92^{+2.63}_{-2.45} \times 10^7 M_\odot$ ([Grier et al. 2017](#)). It corresponds to the Eddington luminosity of $L_E \approx 1.0 \times 10^{46} \text{ erg s}^{-1}$ assuming the H mass fraction of $X = 0.7$, and to the gravitational radius of $R_g \equiv GM/c^2 \approx 1.0 \times 10^{13} \text{ cm}$. Its accretion luminosity was estimated by [Ogle et al. \(2005\)](#), [Kataoka et al. \(2011\)](#), [Zdziarski et al. \(2015\)](#) and [Janiak et al. \(2016\)](#) as $L_{\text{accr}} \approx 1.5, 0.8, 0.8$ and $1.7 \times 10^{45} \text{ erg s}^{-1}$, respectively, which correspond to the Eddington ratio of 0.08–0.17. Given this relatively large ratio, the accretion efficiency, ϵ , is implied to be large, likely in the 0.1–0.3 range. The jet inclination was measured as $i \approx 20.5 \pm 1.8^\circ$ ([Jorstad et al. 2005](#)), $i \approx 16^\circ$ ([Agudo et al. 2012](#)), $i \approx 10.4 \pm 2.3^\circ$ ([Jorstad et al. 2017](#)) and $i \approx 18.7 \pm 0.5^\circ$ ([Pushkarev et al. 2017](#)). The average value of the jet Lorentz factor was measured as $\Gamma \approx 5.3 \pm 1.2$ ([Jorstad et al. 2005](#)), $\Gamma \approx 10.7 \pm 2.4$ ([Jorstad et al. 2017](#)) and $\Gamma \approx 7.9 \pm 0.6$ ([Pushkarev et al. 2017](#)). The jet half-opening angle was estimated as $\Theta \approx 3.8 \pm 1.3^\circ$ ([Jorstad et al. 2005](#)), $\Theta \approx 1.2 \pm 0.5^\circ$ ([Jorstad et al. 2017](#)) and $\Theta \approx 3.1 \pm 0.1^\circ$ ([Pushkarev et al. 2017](#)). Based on the above estimates, we will use in this work the following values,

$$i \approx 15 \pm 5^\circ, \quad \Gamma \approx 7.5 \pm 2.5, \quad \Theta \approx 2 \pm 1^\circ, \quad (1)$$

$$L_{\text{accr}} \approx 1.0 \pm 0.2 \times 10^{45} \text{ erg/s}, \quad \epsilon \approx 0.2 \pm 0.1. \quad (2)$$

2. THE SPECTRA AND MODEL

Figure 2 shows the radio to IR spectrum of the core of 3C 120, representing the inner and steady part of the jet. While the shown measurements were not simultaneous, we see relatively little scatter among them, indicating that the core compact jet is indeed stable. Its radio to IR spectrum has a power-law part approximately flat in F_ν (below $\sim 10^{12}$ Hz), followed by a significantly steeper power law at higher frequencies. This implies the presence of a break frequency in-between. The low- ν part is usually interpreted as coming from jet synchrotron emission being partially self-absorbed ([Blandford & Königl 1979](#); [Königl 1981](#)), while the part above the break frequency comes from synchrotron emission being optically thin in the entire emitting part of the jet. There is a possible contribution in the IR from the molecular torus. However, it appears to be negligibly small in 3C 120, which we have inferred based on the quasar template in [Richards et al. \(2006\)](#).

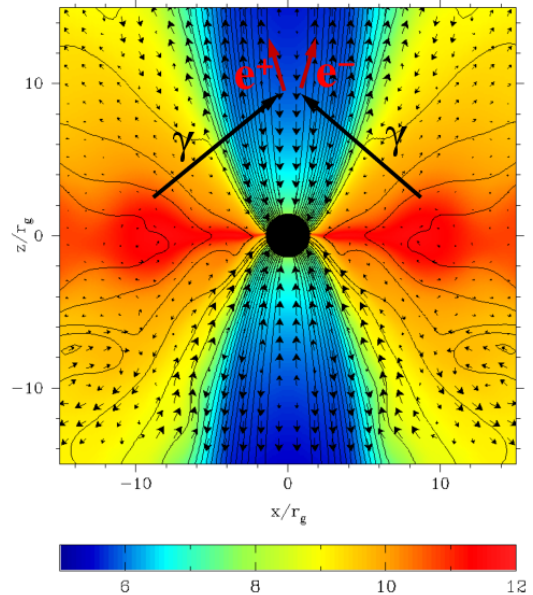


Figure 1. A sketch of the pair-producing geometry based on fig. 2a of [Barkov & Komissarov \(2008\)](#), which shows the result of their GRMHD simulation for strongly magnetized accretion on a BH with the mass of $3M_\odot$ and the spin parameter of $a_* = 0.9$. The contours show the magnetic field lines, the arrows show the velocity field, and the color contours show the baryonic rest mass density, ρ , in a logarithmic scale in $\log_{10} \rho$ in units of g cm^{-3} . The jet base, shown in blue, has a very low matter density. We show e^\pm pair production within the jet base with the arrows representing pair-producing photons and the pairs.

The radio-to-submm part of the spectrum forms a hard power law, which we fitted¹ as $F_\nu \propto \nu^\alpha$ with $\alpha \approx -0.20 \pm 0.04$ (where the uncertainty is 1σ). This fits well its entire range of 74 MHz–226 GHz. However, an extrapolation of this power law to the IR band intersects the softer power law at a frequency a factor of a few above its minimum measured energy. This shows the overall spectrum is more complex than that implied by the model of [Blandford & Königl \(1979\)](#). Namely, the $\alpha \approx -0.20$ radio-to-submm power law has to change to a harder one in order to connect to the lowest IR point. Such changes are related to the rates of the changes of the density of the relativistic electrons and of the magnetic field strength, see, e.g., [Königl \(1981\)](#), [Zdziarski et al. \(2019\)](#). However, our goal here is to estimate the rate of the electron flow at the onset of the emitting region (with $z \propto \nu^{-1}$) and we do not need to consider this complexity. Thus, we approximate the overall spectrum as a one-broken power law, with the two parts intersecting around the break frequency. The hard power law has $\alpha_{\text{thick}} = 0$, and the power law fitted to the IR part of the spectrum has

¹ Some of the fluxes we compiled from the literature had no measurement errors, and for the χ^2 fit (weighted by inverse squares of the errors) we assumed them to equal 5% of the flux.

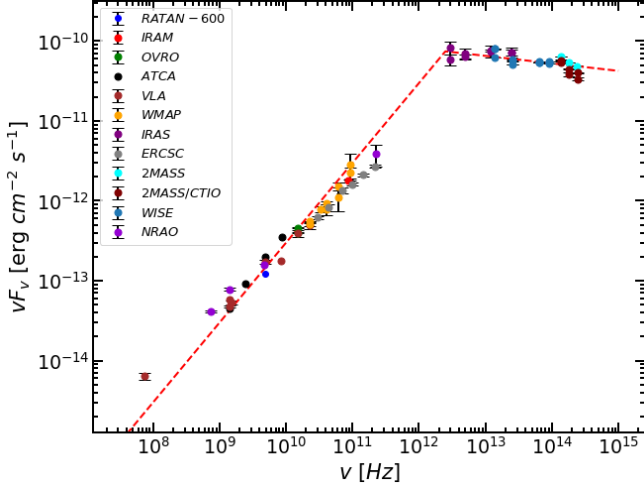


Figure 2. The radio to IR spectrum of the core of 3C 120 from various measurements compiled in [Giommi et al. \(2012\)](#). The red dashed line gives a fit of the broken power law approximation to the partially synchrotron self-absorbed jet spectrum, Equation (A1).

$\alpha_{\text{thin}} \approx -1.09 \pm 0.02$. This is shown by the dashed line in Figure 2, where we see it still provides a fair approximation to the entire spectrum.

In our modelling, we follow the formulation of the partially synchrotron self-absorbed conical jet model given in [Z22](#), which we summarize in Appendix A below. The break frequency, ν_0 , is defined as corresponding to a unit optical depth at the base of the emitting part, z_0 . The broken-power law approximation is given by Equation (A1). For 3C 120, we find ν_0 and F_ν at ν_0 , denoted hereafter as F_{ν_0} , as

$$\nu_0 \approx 3.15 \times 10^3 \text{ GHz}, \quad F_{\nu_0} \approx 3.0 \text{ Jy}. \quad (3)$$

The hard index of $\alpha_{\text{thick}} = 0$ corresponds to the canonical ([Blandford & Königl 1979](#)) power law dependencies of the electron number density and the magnetic field strength, $n(z, \gamma) = n_0(z/z_0)^{-a} \gamma^{-p}$ (where γ is the electron Lorentz factor), $B(z) = B_0(z/z_0)^{-b}$, respectively, with $b = a/2 = 1$. The soft index of $\alpha_{\text{thin}} = -1.09$ corresponds to the power law index of the synchrotron-emitting electrons of $p = 1 - 2\alpha_{\text{thin}} \approx 3.18$. We also need to set the minimum and maximum values of γ , which we assume to be $\gamma_{\text{min}} = 2$ (approximately the minimum for which the relativistic formulae are valid) and $\gamma_{\text{max}} = 10^4$. These values give a low average electron kinetic energy of $\approx 2.7 m_e c^2$, where m_e is the electron mass. Given the relative steepness of the electron distribution, all derived quantities weakly depend on γ_{max} . Furthermore, we assume the ratio between the energy densities of the matter (kinetic only) and magnetic field of $\beta_{\text{eq}} = 1$, where we further assume the only contribution to the matter kinetic energy density is from the relativistic electrons, see Equation (A5). We stress, however, that a contribution from ions is possible.

In order to estimate the uncertainty ranges of our derived quantities, we find their extreme values by varying the values of i , Γ , Θ and L_{accr} in the ranges given in Equations (1–

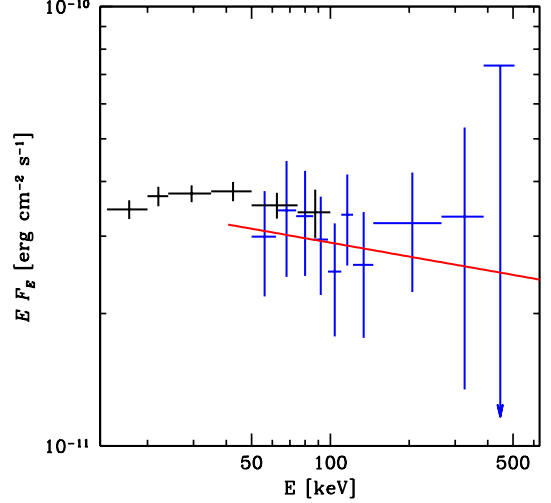


Figure 3. The blue symbols show the average 1992–97 *Compton Gamma Ray Observatory* OSSE spectrum of 3C 120 from [Woźniak et al. \(1998\)](#). The red line gives the best power-law fit in the 50–500 keV range. For comparison, we show the 2004–2013 average spectrum ([Oh et al. 2018](#)) from the *Neil Gehrels Swift* BAT (fitted separately by a power law, not shown).

2). Some of those ranges are large, violating the assumptions behind the standard propagation of errors, and thus the above procedure gives more realistic, as well as conservative, error ranges.

Knowing ν_0 , F_{ν_0} , p (from the observed spectrum), and D , Γ , i , Θ (from other observations, Section 1), as well as assuming γ_{min} , γ_{max} , β_{eq} , we can use standard formulae for the synchrotron emission and absorption and the relativistic transformations and determine the distance of the onset of the emission, z_0 , and the magnetic field strength there, B_0 , see Equations (A3) and (A4), respectively. For our estimated values, we find

$$z_0 \approx 2.0_{-0.5}^{+1.3} \times 10^{16} \text{ cm} \approx 1.9_{-0.4}^{+1.3} \times 10^3 R_g, \quad (4)$$

$$B_0 \approx 47_{-17}^{+31} \text{ G}. \quad (5)$$

The dependence of z_0 on β_{eq} is very weak, as $\propto \beta_{\text{eq}}^{-0.05}$, and also the dependence on γ_{min} is weak. Our estimate of z_0 is consistent with the existing estimates of the location of blazar zones (where the bulk of the high-energy emission originates), which are found at distances between those of the broad-line regions and the molecular torii, $\sim 10^3$ – $10^5 R_g$ (e.g., [Madejski & Sikora 2016](#)).

We can compare the above estimate of $B_0(z_0)$ with that using measurements of the core shift, which is an angular displacement of the position of the radio core between two frequencies ([Lobanov 1998](#)). It appears that the only such measurements for 3C 120 are those of the angular shift between 2.3 and 8.6 GHz of 1.196 ± 0.018 and 0.956 ± 0.016 mas by [Kovalev et al. \(2008\)](#). To estimate the magnetic field from them, we use eq. (7) of [Zdziarski et al. \(2015\)](#). Using the range of the measured core shift and the assumed Γ , i and Θ , we find $B_0(z_0) \approx 27$ and 23 G, respectively, with the total

uncertainty range of 18–34 G, i.e., about 50% of the values estimated from the break frequency and the flux. Since the two sets of values are estimated based on frequencies separated by a factor of $\sim 10^2$, we consider them to be in a relatively good agreement.

Given the values of B_0 and ν_0 , we can estimate the electron Lorentz factor corresponding to the bulk of the emission in the partially self-absorbed part, see eq. (16) of Z22,

$$\gamma_{\text{bulk}} \approx \left(\frac{B_{\text{cr}}}{B_0} \frac{h\nu_0}{\delta m_e c^2} \right)^{1/2} \approx 90_{-10}^{+10}, \quad (6)$$

where δ is the Doppler factor, B_{cr} is the critical magnetic field strength, and the numerical value is for our determined parameters. For the validity of the assumed model, γ_{min} needs to be a factor of at least a few lower than γ_{bulk} . This shows γ_{min} needs to be relatively low, but it could still be larger than our assumed $\gamma_{\text{min}} = 2$.

Next, we can calculate the rate of the flow of electrons through the jet, \dot{N}_e , which is given by the relativistic number flux, see Equation (A7). Substituting our assumed values and obtained solutions, we find

$$\dot{N}_e \approx 2.7_{-2.3}^{+12} \times 10^{49} \text{ s}^{-1} \propto \Theta^{\frac{8+2p}{13+2p}} \gamma_{\text{min}}^{\frac{7-12p}{13+2p}}, \quad (7)$$

which is an increasing function of Γ , Θ and i . The dependence on γ_{min} is approximate, valid for $\gamma_{\text{min}} \gg 1$.

We then compare the rate of Equation (7) to an estimate of the pair production rate within the jet base by collisions of photons from the accretion flow. We use the average OSSE spectrum obtained by Woźniak et al. (1998), shown on Figure 3. For comparison, we also show the average spectrum² from *Neil Gehrels Swift Burst Alert Telescope* (BAT; Oh et al. 2018). Apart from a slightly higher normalization, its part at $\gtrsim 50$ keV is compatible with the average from the OSSE. We have fitted the OSSE spectrum by a power law, shown by the red line. We find $\alpha_X \approx -1.11_{-0.26}^{+0.27}$ and the normalization of $EF_E(511 \text{ keV}) \approx 0.015_{-0.05}^{+0.07} \text{ keV}/(\text{cm}^2 \text{ s})$, where the uncertainties are 1σ (but α_X and EF_E are strongly correlated). This gives us the density of photons within the jet base, Equation (A10). We then calculate the rate of pair production by photons with such a power law, which also depends on the assumed characteristic sizes of the hot plasma, R_{hot} , and the jet base, R_{jet} , see Equation (A11). From it, we obtain,

$$2\dot{N}_+ \approx 3.9_{-2.8}^{+6.3} \times 10^{49} \left(\frac{R_{\text{hot}}}{10R_g} \right)^{-1} \left(\frac{R_{\text{jet}}}{R_{\text{hot}}} \right)^2 \text{ s}^{-1}. \quad (8)$$

(The given uncertainty is for the 1σ joint α_X – $EF_E(511 \text{ keV})$ error contour.) This pair production rate is then balanced by the sum of the rates of pair annihilation and pair advection. The equilibrium Thomson optical depth of the pairs is of the order of unity. Still, the advection downstream along the jet is likely to dominate since the pairs are produced with

a substantial net momentum along the jet axis (Beloborodov 1999).

We see that the two rates are similar. This is a remarkable coincidence since the two numbers have been derived with very different physics. This shows that pair production by accretion photons is fully capable to provide most of the leptons responsible for the jet synchrotron emission. The same conclusion was reached for the hard spectral state of the accreting X-ray binary MAXI J1820+070.

Another argument for the presence of e^\pm pairs in the source is given by a calculation of the jet power, P_j . The total jet power in the framework of the theoretically predicted (Bisnovatyi-Kogan & Ruzmaikin 1974, 1976; Narayan et al. 2003) and numerically confirmed (Punsly et al. 2009; Tchekhovskoy et al. 2011; McKinney et al. 2012) magnetically arrested disk (MAD) scenario is

$$P_j \approx 1.3 (\phi_{\text{BH}}/50)^2 a_*^2 \dot{M} c^2, \quad (9)$$

where \dot{M} is the accretion rate, a_* is the BH spin parameter, and ϕ_{BH} is a dimensionless magnetic flux threading the BH on one hemisphere related to the dimensional flux by $\Phi_{\text{BH}} = \phi_{\text{BH}}(\dot{M}c)^{1/2}R_g$. GRMHD simulations have shown that $\phi_{\text{BH}} \lesssim 50h_{0.3}^{1/2}$, where $h_{0.3}$ is a dimensionless disk half-thickness defined by $H_{\text{disk}} = R_{\text{disk}}0.3h_{0.3}$ (Davis & Tchekhovskoy 2020). Noting that $a_* < 1$ and $h_{0.3} \lesssim 1$, $P_j \lesssim \dot{M}c^2 \equiv L_{\text{accr}}/\epsilon$, which is also a general, model-independent, constraint. In 3C 120, we find

$$P_j \lesssim 5 \pm 1 \times 10^{45} (\epsilon/0.2)^{-1} \text{ erg s}^{-1}. \quad (10)$$

In our model, we can then calculate the jet power in the magnetic field and electrons, P_{Be} , using Equation (A9),

$$P_{Be} \approx 1.5_{-1.3}^{+10.2} (1/2 + \beta_{\text{eq}}/3) \times 10^{45} \text{ erg s}^{-1}. \quad (11)$$

The power in cold ions associated with the electrons not in e^\pm pairs is given by Equation (A8). We obtain

$$P_i \approx 3.1_{-2.8}^{+19.6} \times 10^{47} (1 - 2n_+/n_e) \text{ erg s}^{-1}, \quad (12)$$

where n_+ and n_e are the densities of the positrons and of all leptons, respectively, and in steady state $n_+/n_e \approx \dot{N}_+/\dot{N}_e$. Both P_{Be} and P_i increase with Γ , i and Θ , while $P_{Be}/P_i \approx 0.005/(1 - 2n_+/n_e)$ (for $\beta_{\text{eq}} \approx 1$) remains approximately constant. Thus, the power in the electrons and B is negligible compared to that in the ions unless the jet consists of almost pure pair plasma. Then, $P_i/P_j \gtrsim 62_{-60}^{+860} (1 - 2n_+/n_e)$. Thus, the presence of pairs is required by the physical requirement of $P_i \leq P_j$, implying $1 - 2n_+/n_e \ll 1$ (i.e., a pair-dominated jet) in most of the parameter space. On the other hand, P_i is approximately $\propto \gamma_{\text{min}}^{(7-12p)/(13+2p)}$, and thus the pair abundance, $2n_+/n_e$, can be close to null if $\gamma_{\text{min}} \gg 2$.

The above comparison also implies the jet power of 3C 120 can be near the maximal possible power. In the case of the jet extracting the BH rotational power, we can test this conjecture by comparing the magnetic flux threading the BH with that estimated from the observed synchrotron emission

² <https://swift.gsfc.nasa.gov/results/bs105mon/226>

downstream in the jet at a $z \geq z_0$. The latter was determined for a sample of radio loud AGNs in [Zamaninasab et al. \(2014\)](#) and [Zdziarski et al. \(2015\)](#). We use eq. (21) in [Zdziarski et al. \(2015\)](#) for the quantities at z_0 ,

$$\Phi_j = 2^{3/2} \pi R_{\text{H}} s z_0 B_0 (1 + \sigma_0)^{1/2} / (\ell a_*), \quad (13)$$

where $R_{\text{H}} = [1 + (1 - a_*^2)^{1/2}] R_g$ is the BH horizon radius, $\ell \lesssim 0.5$ is the ratio of the angular frequencies of the magnetic field lines dragged around the BH and the BH, $s \lesssim 1$ is defined by

$$\sigma_0 \equiv (\Theta \Gamma / s)^2 \quad (14)$$

([Komissarov et al. 2009](#); [Tchekhovskoy et al. 2009](#)), and σ_0 is the magnetization parameter at z_0 . In our estimates below, we adopt $a_* = 1$ and $\ell = 0.5$. We find

$$\Phi_{\text{BH}} \approx 2.1 \pm 0.2 (\phi_{\text{BH}}/50) (\epsilon/0.2)^{-1/2} 10^{32} \text{ G cm}^2, \quad (15)$$

$$\Phi_j \approx 1.7_{-0.9}^{+3.0} s (1 + \sigma_0)^{1/2} 10^{32} \text{ G cm}^2. \quad (16)$$

We thus find here another remarkable coincidence (in agreement with that of [Zamaninasab et al. 2014](#) and [Zdziarski et al. 2015](#)), of the two values of the magnetic flux fully compatible with being identical for $\phi_{\text{BH}} \sim 50$ and $\sigma_0 \lesssim 1$, expected at $z \gtrsim z_0$. Thus, the jet power can be maximal, corresponding to a jet ejected from a system with a MAD accretion flow and a maximally rotating BH.

Now we consider the value of the magnetization parameter, σ_0 . By definition,

$$\sigma_0 \equiv \frac{B_0^2/4\pi}{\eta u_{k,0} + \rho_0 c^2} \approx \frac{B_0^2/4\pi}{n_0 f_N \mu_e m_p c^2 (1 - 2n_+/n_e)}, \quad (17)$$

where η is the particle adiabatic index, $u_{k,0}$ is the kinetic energy density of particles at z_0 , $\rho_0 c^2$ is the rest-energy density at z_0 , f_N is given by Equation (A6), $\mu_e = 2/(1 + X)$ is the mean electron molecular weight, and m_p is the proton mass. In our case, $u_{k,0} \ll \rho_0 c^2$, e.g., 1/600 of the latter for our default parameters and in the absence of pairs, which in turn leads to the approximate equality on the right-hand side. For our assumed parameters, we find using Equations (17) and (14),

$$\sigma_0 \approx \frac{2.5 \times 10^{-3}}{\beta_{\text{eq}} (1 - 2n_+/n_e)}, \quad (18)$$

$$\sigma_0 \approx 6.9_{-6.1}^{+20.5} s^{-2} \times 10^{-2}, \quad (19)$$

respectively, where the former is independent of Γ , i and Θ . Setting the two values of σ_0 equal implies $(1 - 2n_+/n_e) \beta_{\text{eq}} \ll s^2$, i.e., a pair dominated plasma for most of the parameter space. For our default values, $2n_+/n_e \approx 0.96$, i.e., there are about 25 times more leptons in pairs than in the ionization electrons. We also note that our estimated values of σ_0 are $\ll 1$.

3. SUMMARY AND DISCUSSION

We have found that the composition of the jet in 3C 120 is most likely dominated by e^\pm pairs. First, a sufficient amount

of pairs can be produced by collisions of hard X-rays/soft γ -rays emitted by the accretion flow, as indicated by the estimated rate of pair production being approximately equal to the rate of the flow of synchrotron-emitting electrons downstream in the jet. Second, the high pair content is indicated by the calculation of the jet power, which is dominated by that in the bulk motion of the ions. If the ion density directly corresponds to that of the synchrotron-emitting electrons, the jet power would greatly exceed its maximum possible value, Mc^2 , but it can be $\lesssim Mc^2$ if most of the emitting leptons are those in e^\pm pairs. Third, the estimates of the magnetization parameter from the flow parameters and from the product of Θ and Γ agree only at a high pair content. However, apart from the implied result that the pair content, $2n_+/n_e$ is ≈ 1 , we cannot determine precisely its value because the jet parameters for this source are relatively loosely constrained.

In our calculations, we have assumed the jet is conical in the dissipation zone, at $z \geq z_0$, and we have estimated z_0 to equal a few times 10^{16} cm. On the other hand, [Kovalev et al. \(2020\)](#) found that the jet in 3C 120 becomes conical only at distances about 100 times larger. A departure from the conical shape would, however, affect mostly the value of z_0 . On the other hand, the parameters of the flow are determined by the jet radius, i.e., Θz_0 , which is sensitive mostly to the local synchrotron emission and absorption, and are only weakly affected by the jet shape. Furthermore, we have found the radio-to-submm spectrum forms an almost pure power law at 74 MHz–226 GHz, which indicates that the shape of the jet in the emitting range, which starts relatively close to z_0 (since $z \propto \nu^{-1}$ and 226 GHz is $\sim 0.1\nu_0$), is most likely conical and cannot have a substantial curvature.

Another uncertainty in the assumptions regards the low-energy end of the electron distribution. On one hand, the value of γ_{min} is uncertain and can be higher than our assumed $\gamma_{\text{min}} = 2$. In this case, it will be even easier for the pair production at the jet base to produce enough leptons for the synchrotron emission, while it would reduce the jet power. On the other hand, we expect the presence of a quasi-thermal electron distribution below γ_{min} (regardless of its value), which would increase the rate of the electron flow, \dot{N}_e . Depending on the relative fraction of the electrons in the quasi-thermal part, the value of γ_{min} and other jet parameters, this may result in the pair production rate being not sufficient to account for the full flow. Such a quasi-thermal distribution is expected in the presence of shock acceleration (e.g., [Sironi & Spitkovsky 2009](#); [Sironi et al. 2015](#); [Crumley et al. 2019](#)). For acceleration via magnetic field reconnection, simulations performed for $\sigma \geq 1$ show the quasi-thermal part to be modest, with the lepton number still dominated by the power-law part (e.g., [Comisso & Sironi 2018, 2019](#); [Petropoulou et al. 2019](#)). Furthermore, the presence of substantial excesses of cold electrons in jets of radio-loud AGNs (hence also in 3C 120) is ruled out by the observed absence of soft X-ray excesses in spectra of blazars. Such an excess would result from Comptonization of external UV radiation by the cold electrons in a relativistic jet ([Sikora et al. 1997](#)).

ACKNOWLEDGEMENTS

We thank G. Henri, A. Levinson, P.-O. Petrucci and T. Savolainen for valuable discussions, the referee for a valuable suggestion, M. Barkov for the permission to use his figure in our illustration of the effect of pair produc-

tion, and P. Lubiński and N. Żywucka for help with software. We acknowledge support from the Polish National Science Center under the grants 2015/18/A/ST9/00746 and 2019/35/B/ST9/03944. The work of M.B. was supported in part by the National Research Foundation³ of South Africa (DSI/NRF SARCHI Programme, Grant No. 64789).

APPENDIX

A. FORMULAE

In order to make this work self-contained, we present the formulae from Z22 and Zdziarski et al. (2021) that are used here. In Z22, they were given for arbitrary power-law dependencies of $n(z)$ and $B(z)$, while here we give them for the canonical case of $b = a/2 = 1$.

We rewrite eqs. (12–13) of Z22 as

$$F_\nu \simeq F_{\nu_0} \min \left[1, \frac{5(\nu/\nu_0)^{\frac{1-p}{2}}}{(p-1)\Gamma\left(\frac{p-1}{p+4}\right)} \right], \quad (\text{A1})$$

$$\tau(\nu, z) = [(\nu/\nu_0)(z/z_0)]^{-(p+4)/2}, \quad (\text{A2})$$

which give a broken power-law approximation to the synchrotron spectrum and the self-absorption optical depth, respectively. Here ν_0 is defined by $\tau(\nu_0, z_0) = 1$, i.e., the jet has $\tau < 1$ at $\nu > \nu_0$ in the entire synchrotron-emitting part, $z \geq z_0$, and the two power laws intersect at a $\nu < \nu_0$. Note that $F_{\nu_0} \equiv (2/5)\Gamma[(p-1)/(p+4)]F_0$, where F_0 is defined by eq. (7) of Z22. We then use eqs. (A2) and (A4) of Z22, which give the solutions for z_0 and B_0 , respectively,

$$z_0 = \frac{1}{\delta^{\frac{4+p}{13+2p}} \nu_0} \left[\frac{c(1+k_i)(f_E - f_N)}{2\pi\beta_{\text{eq}}} \right]^{\frac{1}{13+2p}} \times \left[\frac{C_2(p)}{\sin i} \right]^{\frac{5+p}{13+2p}} \left[\frac{5F_{\nu_0} D^2}{m_e C_1(p)\Gamma\left(\frac{p-1}{p+4}\right)} \right]^{\frac{6+p}{13+2p}} \times \left(\frac{3}{\pi \tan \Theta} \right)^{\frac{7+p}{13+2p}} (1+z_r)^{-\frac{19+3p}{13+2p}}, \quad (\text{A3})$$

$$B_0 = \left[\frac{3C_1(p)\Gamma\left(\frac{p-1}{p+4}\right)(1+k_i)^2(f_E - f_N)^2 \sin^3 i}{5C_2(p)^3 \beta_{\text{eq}}^2 D^2 F_{\nu_0} \tan \Theta} \right]^{\frac{2}{13+2p}} \times \frac{\nu_0 \pi^{\frac{7+2p}{13+2p}} 2^{\frac{9+2p}{13+2p}} c^{\frac{17+2p}{13+2p}} m_e^{\frac{15+2p}{13+2p}} (1+z_r)^{\frac{15+2p}{13+2p}}}{e \delta^{\frac{3+2p}{13+2p}}}, \quad (\text{A4})$$

where e is the electron charge, $C_{1,2}$ are constants defined in eqs. (8) and (9) of Z22, respectively,

$$\beta_{\text{eq}} = \frac{n_0 m_e c^2 (1+k_i)(f_E - f_N)}{B_0^2 / 8\pi}, \quad (\text{A5})$$

$$f_E \equiv \begin{cases} \frac{\gamma_{\text{max}}^{2-p} - \gamma_{\text{min}}^{2-p}}{2-p}, & p \neq 2; \\ \ln \frac{\gamma_{\text{max}}}{\gamma_{\text{min}}}, & p = 2, \end{cases} \quad f_N \equiv \frac{\gamma_{\text{min}}^{1-p} - \gamma_{\text{max}}^{1-p}}{p-1}, \quad (\text{A6})$$

and k_i accounts for the kinetic energy density in particles other than the power-law electrons.

The total lepton flow rate and the usable power in ions are

$$\dot{N}_e \approx 2\pi n_0 f_N c \beta \Gamma (z_0 \tan \Theta)^2, \quad (\text{A7})$$

$$P_i = \mu_e m_p c^2 (\Gamma - 1) (\dot{N}_e - 2\dot{N}_+), \quad (\text{A8})$$

respectively, where β is the dimensionless bulk velocity, and both the jet and counterjet are taken into account, see eqs. (25–26) of Z22. The power in the relativistic electrons and magnetic fields is, see eq. (23) of Z22,

$$P_{Be} = \left(\frac{1}{2} + \frac{\beta_{\text{eq}}}{3} \right) c \beta (B_0 z_0 \Gamma \tan \Theta)^2. \quad (\text{A9})$$

We then provide the formalism for calculating the pair production rate, based on Zdziarski et al. (2021). We modify their eq. (1) to calculate the differential photon density at 511 keV, n_1 , above the hot disk,

$$n_1 \approx F_E (511 \text{ keV}) \frac{4\pi D^2}{2\pi R_{\text{hot}}^2 c}, \quad (\text{A10})$$

where we divided the total rate of the photon emission by the source area (including both sides), and both F_E and E have the same energy unit (e.g., keV). We then use eq. (3) of Zdziarski et al. (2021), which uses the rate derived by Svensson (1987), and approximate the pair-producing volume as two cylinders with the height R_{hot} and the characteristic radius of the jet, $R_{\text{jet}} (\leq R_{\text{hot}})$, i.e., $V = 2\pi R_{\text{jet}}^2 R_{\text{hot}}$. We then get the total pair production rate as

$$\dot{N}_+ \approx 2\pi R_{\text{jet}}^2 R_{\text{hot}} n_1^2 \sigma_T c \frac{\ln(E_c/511 \text{ keV})}{(1 - \alpha_X)^{5/3} (2 - \alpha_X)}, \quad (\text{A11})$$

where σ_T is the Thomson cross section, and E_c is the upper cutoff of the photon power law, which we assume $\approx 2 \text{ MeV}$.

REFERENCES

- Agudo, I., Gómez, J. L., Casadio, C., Cawthorne, T. V., & Roca-Sogorb, M. 2012, *ApJ*, 752, 92, doi: [10.1088/0004-637X/752/2/92](https://doi.org/10.1088/0004-637X/752/2/92)
- Aharonian, F. A., Barkov, M. V., & Khangulyan, D. 2017, *ApJ*, 841, 61, doi: [10.3847/1538-4357/aa7049](https://doi.org/10.3847/1538-4357/aa7049)
- Barkov, M. V., & Komissarov, S. S. 2008, *MNRAS*, 385, L28, doi: [10.1111/j.1745-3933.2008.00427.x](https://doi.org/10.1111/j.1745-3933.2008.00427.x)
- Beloborodov, A. M. 1999, *MNRAS*, 305, 181, doi: [10.1046/j.1365-8711.1999.02384.x](https://doi.org/10.1046/j.1365-8711.1999.02384.x)
- Bisnovatyi-Kogan, G. S., & Ruzmaikin, A. A. 1974, *Ap&SS*, 28, 45, doi: [10.1007/BF00642237](https://doi.org/10.1007/BF00642237)
- . 1976, *Ap&SS*, 42, 401, doi: [10.1007/BF01225967](https://doi.org/10.1007/BF01225967)
- Blandford, R. D., & Königl, A. 1979, *ApJ*, 232, 34, doi: [10.1086/157262](https://doi.org/10.1086/157262)
- Blandford, R. D., & Znajek, R. L. 1977, *MNRAS*, 179, 433, doi: [10.1093/mnras/179.3.433](https://doi.org/10.1093/mnras/179.3.433)
- Comisso, L., & Sironi, L. 2018, *PhRvL*, 121, 255101, doi: [10.1103/PhysRevLett.121.255101](https://doi.org/10.1103/PhysRevLett.121.255101)
- . 2019, *ApJ*, 886, 122, doi: [10.3847/1538-4357/ab4c33](https://doi.org/10.3847/1538-4357/ab4c33)
- Crumley, P., Caprioli, D., Markoff, S., & Spitkovsky, A. 2019, *MNRAS*, 485, 5105, doi: [10.1093/mnras/stz232](https://doi.org/10.1093/mnras/stz232)
- Davis, S. W., & Tchekhovskoy, A. 2020, *ARA&A*, 58, 407, doi: [10.1146/annurev-astro-081817-051905](https://doi.org/10.1146/annurev-astro-081817-051905)
- Ghisellini, G. 2012, *MNRAS*, 424, L26, doi: [10.1111/j.1745-3933.2012.01280.x](https://doi.org/10.1111/j.1745-3933.2012.01280.x)
- Giommi, P., Polenta, G., Lähteenmäki, A., et al. 2012, *A&A*, 541, A160, doi: [10.1051/0004-6361/201117825](https://doi.org/10.1051/0004-6361/201117825)
- Goldreich, P., & Julian, W. H. 1969, *ApJ*, 157, 869, doi: [10.1086/150119](https://doi.org/10.1086/150119)
- Grier, C. J., Pancoast, A., Barth, A. J., et al. 2017, *ApJ*, 849, 146, doi: [10.3847/1538-4357/aa901b](https://doi.org/10.3847/1538-4357/aa901b)
- Henri, G., & Pelletier, G. 1991, *ApJL*, 383, L7, doi: [10.1086/186228](https://doi.org/10.1086/186228)
- Janiak, M., Sikora, M., & Moderski, R. 2016, *MNRAS*, 458, 2360, doi: [10.1093/mnras/stw465](https://doi.org/10.1093/mnras/stw465)
- Johnson, W. N., Kinzer, R. L., Kurfess, J. D., et al. 1993, *ApJS*, 86, 693, doi: [10.1086/191795](https://doi.org/10.1086/191795)
- Jorstad, S. G., Marscher, A. P., Lister, M. L., et al. 2005, *AJ*, 130, 1418, doi: [10.1086/444593](https://doi.org/10.1086/444593)
- Jorstad, S. G., Marscher, A. P., Morozova, D. A., et al. 2017, *ApJ*, 846, 98, doi: [10.3847/1538-4357/aa8407](https://doi.org/10.3847/1538-4357/aa8407)
- Kang, S.-J., Chen, L., & Wu, Q. 2014, *ApJS*, 215, 5, doi: [10.1088/0067-0049/215/1/5](https://doi.org/10.1088/0067-0049/215/1/5)
- Kataoka, J., Stawarz, Ł., Takahashi, Y., et al. 2011, *ApJ*, 740, 29, doi: [10.1088/0004-637X/740/1/29](https://doi.org/10.1088/0004-637X/740/1/29)
- Komissarov, S. S., Vlahakis, N., Königl, A., & Barkov, M. V. 2009, *MNRAS*, 394, 1182, doi: [10.1111/j.1365-2966.2009.14410.x](https://doi.org/10.1111/j.1365-2966.2009.14410.x)
- Königl, A. 1981, *ApJ*, 243, 700, doi: [10.1086/158638](https://doi.org/10.1086/158638)
- Kovalev, Y. Y., Lobanov, A. P., Pushkarev, A. B., & Zensus, J. A. 2008, *A&A*, 483, 759, doi: [10.1051/0004-6361:20078679](https://doi.org/10.1051/0004-6361:20078679)
- Kovalev, Y. Y., Pushkarev, A. B., Nokhrina, E. E., et al. 2020, *MNRAS*, 495, 3576, doi: [10.1093/mnras/staa1121](https://doi.org/10.1093/mnras/staa1121)
- Levinson, A., & Rieger, F. 2011, *ApJ*, 730, 123, doi: [10.1088/0004-637X/730/2/123](https://doi.org/10.1088/0004-637X/730/2/123)
- Liodakis, I., Blinov, D., Potter, S. B., & Rieger, F. M. 2022, *MNRAS*, 509, L21, doi: [10.1093/mnras/lsab118](https://doi.org/10.1093/mnras/lsab118)
- Lobanov, A. P. 1998, *A&A*, 330, 79, <https://arxiv.org/abs/astro-ph/9712132>
- Lohfink, A. M., Reynolds, C. S., Jorstad, S. G., et al. 2013, *ApJ*, 772, 83, doi: [10.1088/0004-637X/772/2/83](https://doi.org/10.1088/0004-637X/772/2/83)
- Madejski, G. G., & Sikora, M. 2016, *ARA&A*, 54, 725, doi: [10.1146/annurev-astro-081913-040044](https://doi.org/10.1146/annurev-astro-081913-040044)
- Marscher, A. P., Jorstad, S. G., Gómez, J.-L., et al. 2002, *Nature*, 417, 625, doi: [10.1038/nature00772](https://doi.org/10.1038/nature00772)
- McKinney, J. C., Tchekhovskoy, A., & Blandford, R. D. 2012, *MNRAS*, 423, 3083, doi: [10.1111/j.1365-2966.2012.21074.x](https://doi.org/10.1111/j.1365-2966.2012.21074.x)
- Mościbrodzka, M., Gammie, C. F., Dolence, J. C., & Shiokawa, H. 2011, *ApJ*, 735, 9, doi: [10.1088/0004-637X/735/1/9](https://doi.org/10.1088/0004-637X/735/1/9)
- Narayan, R., Igumenshchev, I. V., & Abramowicz, M. A. 2003, *PASJ*, 55, L69, doi: [10.1093/pasj/55.6.L69](https://doi.org/10.1093/pasj/55.6.L69)
- Nokhrina, E. E., Beskin, V. S., Kovalev, Y. Y., & Zheltoukhov, A. A. 2015, *MNRAS*, 447, 2726, doi: [10.1093/mnras/stu2587](https://doi.org/10.1093/mnras/stu2587)
- Ogle, P. M., Davis, S. W., Antonucci, R. R. J., et al. 2005, *ApJ*, 618, 139, doi: [10.1086/425894](https://doi.org/10.1086/425894)
- Oh, K., Koss, M., Markwardt, C. B., et al. 2018, *ApJS*, 235, 4, doi: [10.3847/1538-4365/aaa7fd](https://doi.org/10.3847/1538-4365/aaa7fd)
- Petropoulou, M., Sironi, L., Spitkovsky, A., & Giannios, D. 2019, *ApJ*, 880, 37, doi: [10.3847/1538-4357/ab287a](https://doi.org/10.3847/1538-4357/ab287a)
- Pjanka, P., Zdziarski, A. A., & Sikora, M. 2017, *MNRAS*, 465, 3506, doi: [10.1093/mnras/stw2960](https://doi.org/10.1093/mnras/stw2960)
- Punsly, B., Igumenshchev, I. V., & Hirose, S. 2009, *ApJ*, 704, 1065, doi: [10.1088/0004-637X/704/2/1065](https://doi.org/10.1088/0004-637X/704/2/1065)
- Pushkarev, A. B., Kovalev, Y. Y., Lister, M. L., & Savolainen, T. 2017, *MNRAS*, 468, 4992, doi: [10.1093/mnras/stx854](https://doi.org/10.1093/mnras/stx854)
- Richards, G. T., Lacy, M., Storrie-Lombardi, L. J., et al. 2006, *ApJS*, 166, 470, doi: [10.1086/506525](https://doi.org/10.1086/506525)
- Sikora, M. 2016, *Galaxies*, 4, 12, doi: [10.3390/galaxies4030012](https://doi.org/10.3390/galaxies4030012)
- Sikora, M., Madejski, G., Moderski, R., & Poutanen, J. 1997, *ApJ*, 484, 108, doi: [10.1086/304305](https://doi.org/10.1086/304305)
- Sikora, M., Nalewajko, K., & Madejski, G. M. 2020, *MNRAS*, 499, 3749, doi: [10.1093/mnras/staa3128](https://doi.org/10.1093/mnras/staa3128)
- Sironi, L., Petropoulou, M., & Giannios, D. 2015, *MNRAS*, 450, 183, doi: [10.1093/mnras/stv641](https://doi.org/10.1093/mnras/stv641)

³ Any opinion, finding and conclusion or recommendation expressed in this material is that of the authors, and the NRF does not accept any liability in this regard.

- Sironi, L., & Spitkovsky, A. 2009, *ApJ*, 698, 1523,
doi: [10.1088/0004-637X/698/2/1523](https://doi.org/10.1088/0004-637X/698/2/1523)
- Snios, B., Nulsen, P. E. J., Wise, M. W., et al. 2018, *ApJ*, 855, 71,
doi: [10.3847/1538-4357/aaaf1a](https://doi.org/10.3847/1538-4357/aaaf1a)
- Svensson, R. 1987, *MNRAS*, 227, 403
- Tchekhovskoy, A., McKinney, J. C., & Narayan, R. 2009, *ApJ*,
699, 1789, doi: [10.1088/0004-637X/699/2/1789](https://doi.org/10.1088/0004-637X/699/2/1789)
- Tchekhovskoy, A., Narayan, R., & McKinney, J. C. 2011,
MNRAS, 418, L79, doi: [10.1111/j.1745-3933.2011.01147.x](https://doi.org/10.1111/j.1745-3933.2011.01147.x)
- Woźniak, P. R., Zdziarski, A. A., Smith, D., Madejski, G. M., &
Johnson, W. N. 1998, *MNRAS*, 299, 449,
doi: [10.1046/j.1365-8711.1998.01831.x](https://doi.org/10.1046/j.1365-8711.1998.01831.x)
- Zamaninasab, M., Clausen-Brown, E., Savolainen, T., &
Tchekhovskoy, A. 2014, *Nature*, 510, 126,
doi: [10.1038/nature13399](https://doi.org/10.1038/nature13399)
- Zdziarski, A. A., & Grandi, P. 2001, *ApJ*, 551, 186,
doi: [10.1086/320064](https://doi.org/10.1086/320064)
- Zdziarski, A. A., Sikora, M., Pjanka, P., & Tchekhovskoy, A. 2015,
MNRAS, 451, 927, doi: [10.1093/mnras/stv986](https://doi.org/10.1093/mnras/stv986)
- Zdziarski, A. A., Stawarz, Ł., & Sikora, M. 2019, *MNRAS*, 485,
1210, doi: [10.1093/mnras/stz475](https://doi.org/10.1093/mnras/stz475)
- Zdziarski, A. A., Tetarenko, A. J., & Sikora, M. 2022, *ApJ*, 925,
189, doi: [10.3847/1538-4357/ac38a9](https://doi.org/10.3847/1538-4357/ac38a9)
- Zdziarski, A. A., Jourdain, E., Lubiński, P., et al. 2021, *ApJL*, 914,
L5, doi: [10.3847/2041-8213/ac0147](https://doi.org/10.3847/2041-8213/ac0147)