

Optimal Redundancy Allocation in Coherent Systems with Heterogeneous Dependent Components

To appear in J. Applied Probability

Maryam Kelkinnama* and Majid Asadi†

Abstract

This paper is concerned with the optimal number of redundant allocation to n -component coherent systems consist of heterogeneous dependent components. We assume that the system is built of L groups of different components, $L \geq 1$, where there are n_i components in group i , and $\sum_{i=1}^L n_i = n$. The problem of interest is to allocate v_i active redundant components to each component of type i , $i = 1, \dots, L$. To get the optimal values of v_i , we propose two cost-based criteria. One of them is introduced based on the costs of renewing the failed components and the costs of refreshing the alive ones at the system failure time. The other criterion is proposed based on the costs of replacing the system at its failure time or at a predetermined time τ , whichever occurs first. The expressions for the proposed functions are derived using the mixture representation of the system reliability function based on the notion of survival signature. We assume that a given copula function models the dependency structure between the components. In the particular case that the system is a series-parallel structure, we provide the formulas for the proposed cost-based functions. The results are discussed numerically for some specific coherent systems.

Keywords: Reliability; cost optimality; system maintenance; survival signature; active redundancy; exchangeability

AMS 2000 Subject Classification: 90B25, 60K10, 62N05

1 Introduction

1.1 Motivation and related literature

In reliability engineering and system security, one of the most useful methods for enhancing the reliability characteristics of a system is to allocate redundant components to the system. The redundancy can be performed at the component level or the system level. In the former case, some redundant components are connected to each component, while in the latter one, the original coherent system fastens to some copies of itself. In a commonly used type of redundancy, called active redundancy, the original component and the redundant ones work simultaneously as parallel. In

*Department of Mathematical Sciences, Isfahan University of Technology, Isfahan 84156-83111, Iran, (Email: m.kelkinnama@iut.ac.ir)

†Department of Statistics, University of Isfahan, Isfahan 81744, Iran, & School of Mathematics, Institute of Research in Fundamental Sciences (IPM), P.O Box 19395-5746, Tehran, Iran, (E-mail: m.asadi@sci.ui.ac.ir)

this case, the lifetime of the resulted parallel subsystem equals the maximum lifetime between the connected components. This strategy is mostly applied when the replacement of the components during the operation time of the system is impossible. As redundancy allocation is a widely used method for improving the performance of the products, numerous researchers have paid attention to develop the theories and applications of this subject. For example, Li and Ding [2010] investigated the allocation of active redundancies to a k -out-of- n system in which the lifetimes of independent components are stochastically ordered. You et al. [2016] studied k -out-of- n redundant systems with dependent components. Eryilmaz and Ucum [2021] determined the optimal number of spare components for a weighted k -out-of- n . Bayramoglu Kavlak [2017] investigated the reliability and the mean residual life functions of coherent systems with active redundancies at the component and system levels. Zhang [2018] investigated the optimal allocation of active redundancies for weighted k -out-of- n systems. Zhang et al. [2017] compared the component redundancy versus system redundancy for coherent systems with dependent and identically distributed components. Fang and Li [2016] studied the allocation of one active redundancy to coherent systems consisting of heterogeneous and statistically dependent components. Utilizing the minimal path decomposition, they proposed a necessary and sufficient condition identifying a better allocating strategy from two candidates. Fang and Li [2017] investigated allocating multiple matched active redundant components to coherent systems. Fang and Li [2018] studied the coherent systems with one active redundancy, using the minimal cut decomposition of the system. Torrado et al. [2021] studied the redundancy allocation for a coherent system formed by modules, under different settings related to dependency and distribution of components. They stochastically compared the redundancies at the components level versus redundancies at the modules level. Torrado [2021] considered a coherent system having possibly dependent subsystems in which the components are connected in parallel or in series. It is assumed that a number of possibly dependent components in each subsystem are randomly selected from a heterogeneous population. The cited author stochastically compared such systems with different numbers of components, based on majorization orders and, determined the optimal numbers of components in each subsystem such that the system reliability is maximized. Particularly, she examined the results for series-parallel systems. The redundancy allocation in a series-parallel system has also been considered by some authors, among which we refer to Soltani et al. [2014], Karimi et al. [2019], and Fang et al. [2020].

It is worth noting that the redundant components can be added to the system as inactive (cold and warm standby) components. The systems with cold and warm standby redundancy have also investigated in reliability literature; see, for example, Eryilmaz [2017], Finkelstein et al. [2018], Shen et al. [2020], and Behboudi et al. [2021].

1.2 Survival signatures of coherent systems

The first main step to assess the reliability and stochastic characteristics of an n -component system is to get knowledge about the structure-function of the system as well as the probability distribution of component lifetimes. In this regard, a useful concept for assessing the reliability of the system through the reliability of its components is the notion of *survival signature*. This concept is particularly significant for describing the structures of coherent systems with multiple types of components. Consider an n -component coherent system consisting of L different types, such that there are n_i components from i th type, $i = 1, \dots, L$, and $\sum_{i=1}^L n_i = n$. The reliability

function of the system, at any time t , can be represented as follows

$$\bar{F}_T(t) = \sum_{l_1=0}^{n_1} \dots \sum_{l_L=0}^{n_L} \Phi(l_1, \dots, l_L) P(C_1(t) = l_1, \dots, C_L(t) = l_L), \quad (1)$$

where $C_i(t)$ denotes the number of components of type i working at time t , and Φ is called the survival signature and represents “the probability that the system is working when exactly l_i components of type i is working”, see Coolen and Coolen-Maturi [2013].

Suppose that the lifetimes of the components of the same type are exchangeable dependent, and the lifetimes of the components of different types are dependent. Commonly, the dependency structure is modeled using a survival copula. In other words, if $T_j^{(i)}$ denotes the lifetime of j th component from type i , $j = 1, \dots, n_i$, $i = 1, \dots, L$, and \bar{F}_i , $i = 1, \dots, L$ denotes the common reliability function for the components of the i th type, then there is a survival copula \hat{C} such that the joint reliability of $T_j^{(i)}$'s can be written as

$$\begin{aligned} P(T_1^{(1)} > t_1^{(1)}, \dots, T_{n_1}^{(1)} > t_{n_1}^{(1)}, \dots, T_1^{(L)} > t_L^{(L)}, \dots, T_{n_L}^{(L)} > t_{n_L}^{(L)}) \\ = \hat{C}(\bar{F}_1(t_1^{(1)}), \dots, \bar{F}_1(t_{n_1}^{(1)}), \dots, \bar{F}_L(t_1^{(L)}), \dots, \bar{F}_L(t_{n_L}^{(L)})), \end{aligned} \quad (2)$$

see, for example, Navarro et al. [2015], Navarro [2018], and Fang and Li [2018]. In this case, it can be shown that

$$\begin{aligned} \bar{F}_T(t) = \sum_{l_1=0}^{n_1} \dots \sum_{l_L=0}^{n_L} \sum_{i_1=0}^{n_1-l_1} \dots \sum_{i_L=0}^{n_L-l_L} (-1)^{i_1+\dots+i_L} \binom{n_1}{l_1} \dots \binom{n_L}{l_L} \binom{n_1-l_1}{i_1} \dots \binom{n_L-l_L}{i_L} \\ \times \Phi(l_1, \dots, l_L) \hat{C}(\underbrace{\bar{F}_1(t)}_{i_1+l_1}, \underbrace{1}_{n_1-(i_1+l_1)}, \dots, \underbrace{\bar{F}_L(t)}_{i_L+l_L}, \underbrace{1}_{n_L-(i_L+l_L)}), \end{aligned} \quad (3)$$

where \underbrace{u}_m means the m repetitions of u , see Eryilmaz et al. [2018a,b]. If the components of the system are independent, then the representation (1) is converted to the following expression

$$\bar{F}_T(t) = \sum_{l_1=0}^{n_1} \dots \sum_{l_L=0}^{n_L} \Phi(l_1, \dots, l_L) \prod_{i=1}^L \binom{n_i}{l_i} [\bar{F}_i(t)]^{l_i} [F_i(t)]^{n_i-l_i}. \quad (4)$$

Many authors have considered the reliability properties of a coherent system with multi-type components based on the survival signature and for various applications. Among them, we mention to recent papers, Feng et al. [2016], Samaniego and Navarro [2016], Eryilmaz et al. [2018a,b]. Huang et al. [2019] used the notion of survival signature for the formulation of the reliability-redundancy allocation problem. They considered the objective function to maximize the system reliability under some constraints.

Zarezadeh and Asadi [2019] studied the reliability and preventive maintenance of the coherent systems with multi-type components whose components are subject to failure according to multiple external shocks. Hashemi et al. [2020] proposed two maintenance strategies for optimal preservation of coherent systems consisting of independent multi-type components.

1.3 Contributions of this paper

This paper aims to study the optimal number of redundancy allocation to n -component coherent systems consist of different components. It is assumed that the components of the system are dependent, where a given copula function models the dependency structure. We are interested in allocating v_i active redundant components to each component of type i , under the constraint on the number of existing spare components. To get the optimal number of v_i 's, we propose two cost-based functions. More precisely, the contributions of the paper are as follows.

- We propose a mean cost rate function in terms of the costs of renewing the failed components and the costs of refreshing the alive components at the time of the system failure. Then, we find the optimal number of redundant components, v_i 's, to be added to each component of type i , such that the proposed cost function is minimized.
- We introduce a mean cost rate function, relevant to an age replacement policy, in terms of the costs of renewing (refreshing) the failed (alive) components at the failure time of the system or at a predetermined time τ , whichever occurs first. Then, the optimal values of v_i 's are obtained, such that the suggested cost-based function achieves its minimum value.
- In the particular considerable case that the system is a series-parallel system, we provide the formulas for the proposed mean cost rate functions. Then we investigate the optimal number of the components for each parallel subsystem such that the proposed functions are minimized

The derivations of the paper are extensions of the results of Eryilmaz [2018], who investigated the optimal number of components in the case that structure function is k -out-of- n with independent components.

1.4 Organizations of the paper

The remaining of the paper is arranged as follows. In Section 2, under the settings of subsection 1.2, we present the formulation of the system reliability function (3) in the case that v_i components are added as active redundant to each component of type i , $i = 1, \dots, L$. Then, utilizing this formulation, a mean cost rate function is introduced at the time of the system failure. Next, a mean cost rate function is established based on the costs of replacing the system at its failure time or at a predetermined time τ , whichever occurs first. The expressions for the proposed mean cost rate functions are derived in terms of the reliability function (3). Some examples of coherent systems are presented to illustrate the applications of the proposed approaches; a 6-component system consisting of two types of dependent components, and an 8-component system composed of three types of components that are independent. The optimal number of redundant components, based on the proposed cost-based functions, are discussed for each system numerically.

Section 3 is devoted to the particular case that the system is a series-parallel system. We provide the formulas for the proposed mean cost rate functions in Section 2 for such systems. Then, we investigate the optimal number of the components for each parallel subsystem such that the proposed cost functions are minimized. The results of this section are numerically illustrated for a series-parallel system consisting of three parallel subsystems connected in series. Some concluding remarks in Section 4 finalize the paper. The details of the proofs are given in the Appendix.

2 Optimal number of redundant components

We consider an n -component coherent system consisting of multiple types of components with following description. The system is built up of L types of components, $L \geq 1$, such that there are n_i components of type i and $\sum_{i=1}^L n_i = n$. We assume that the common reliability function of the components of type i is $\bar{F}_i(\cdot)$, $i = 1, 2, \dots, L$. The lifetimes of the components of the same type are exchangeable dependent, and the lifetimes of the components of different types are dependent. The assumed dependence structure is modeled by a survival copula given in (2). To increase the reliability of the system, we desire to add v_i active redundancies to each component of type i , $i = 1, \dots, L$. Each original component in the system and its redundant components are assumed to be independent and identically distributed (i.i.d.). Let T_R denote the lifetime of the system incorporated by redundant components. Because an original component and its redundant ones make a parallel subsystem, one can easily show that the reliability function of T_R at time t can be represented as follows.

$$\begin{aligned} \bar{F}_{T_R}(t) = & \sum_{l_1=0}^{n_1} \dots \sum_{l_L=0}^{n_L} \sum_{i_1=0}^{n_1-l_1} \dots \sum_{i_L=0}^{n_L-l_L} (-1)^{i_1+\dots+i_L} \binom{n_1}{l_1} \dots \binom{n_L}{l_L} \binom{n_1-l_1}{i_1} \dots \binom{n_L-l_L}{i_L} \\ & \times \Phi(l_1, \dots, l_L) \hat{C} \left(\underbrace{1 - F_1^{v_1+1}(t)}_{i_1+l_1}, \underbrace{1}_{n_1-(i_1+l_1)}, \dots, \underbrace{1 - F_L^{v_L+1}(t)}_{i_L+l_L}, \underbrace{1}_{n_L-(i_L+l_L)} \right). \end{aligned}$$

In the case of independence of all components, this representation reduces to

$$\bar{F}_{T_R}(t) = \sum_{l_1=0}^{n_1} \dots \sum_{l_L=0}^{n_L} \Phi(l_1, \dots, l_L) \prod_{i=1}^L \binom{n_i}{l_i} [1 - F_i^{v_i+1}(t)]^{l_i} [F_i^{v_i+1}(t)]^{n_i-l_i}.$$

The problem of interest in this redundancy strategy is to determine the optimal number of spares allocated to each component. In this paper, our approach is to find v 's based on the minimization of a kind of cost criterion. In this regard, we set up two mean cost rate functions to obtain the optimal number of redundant components. One of them is imposed based on the cost of the system failure, which depends on the number of failed components when a system failure occurs. The other one is defined based on an age replacement policy. In the next subsections, we describe these two functions with details.

Remark 2.1. Although the system considered above is described in the general case that the component lifetimes of the same type are exchangeable dependent, and the lifetimes of the components of different types are dependent, in allocating the redundant components we assumed that in the constructed parallel subsystem the components are independent and identically distributed. This assumption seems to be a restriction in some practical cases, but it should be noted that if we drop the assumption of i.i.d. for the redundant components, the computation of the system reliability, would be a challenging problem and potentially involves complex calculations. We believe that, considering the problem of optimal redundancy under i.i.d. components in each subsystem, as considered in this paper, could be a first step toward solving the more general cases (see also Samaniego [2007], pp. 76-77).

2.1 Cost function at the system failure

Suppose that the system starts working at $t = 0$ and fails at a random time after $t = 0$. Assume that when the system fails, we have a cost c_i for each failed component of type i to replace it by a new one and a cost c_i^* for each unfailed component for refreshing it so that it becomes as good as new, where we assume that $c_i \geq c_i^*$, $i = 1, \dots, L$. Furthermore, we assume that c^{**} denotes the fixed overall cost for system failure. With T_R as the lifetime of the system after redundancy, let the random variable $X_i(T_R)$ denote the number of failed components of type i at the time of system failure, $i = 1, \dots, L$. Then, the mean cost rate function for a failed system is defined as

$$Cost_1(\mathbf{v}) = \frac{\sum_{i=1}^L c_i E(X_i(T_R)) + \sum_{i=1}^L c_i^* E(n_i(v_i + 1) - X_i(T_R)) + c^{**}}{E(T_R)} \quad (5)$$

where $\mathbf{v} = (v_1, \dots, v_L)$. The numerator is the expected cost of the system failure, and the denominator is the mean time to failure (*MTTF*) of the system, hence $Cost_1$ becomes the mean cost per unit of time. Note that in the system after redundancy, there are altogether $n_i(v_i + 1)$ components of type i , $i = 1, 2, \dots, L$. The relation (5) can be rewritten in terms of the lifetime of the original system without any redundancy, T , as

$$\begin{aligned} Cost_1(\mathbf{v}) &= \frac{\sum_{i=1}^L c_i(v_i + 1)E(X_i(T)) + \sum_{i=1}^L c_i^*(v_i + 1)E(n_i - X_i(T)) + c^{**}}{E(T_R)} \\ &= \frac{\sum_{i=1}^L (c_i - c_i^*)(v_i + 1)E(X_i(T)) + \sum_{i=1}^L c_i^*(v_i + 1)n_i + c^{**}}{E(T_R)}. \end{aligned} \quad (6)$$

Lemma 2.2. *The quantity $E(X_i(T))$ in (6) can be expressed as follows.*

$$\begin{aligned} &E(X_i(T)) \\ &= n_i \int_0^\infty \lim_{\delta \rightarrow 0} \frac{1}{\delta} \sum_{m_1=0}^{n_1} \dots \sum_{m_i=0}^{n_i-1} \dots \sum_{m_L=0}^{n_L} \Phi(m_1, \dots, m_{i-1}, m_i + 1, m_{i+1}, \dots, m_L) \binom{n_1}{m_1} \dots \binom{n_i-1}{m_i} \dots \binom{n_L}{m_L} A_{\mathbf{m}}^{(i)}(t, \delta) dt \end{aligned}$$

where

$$\begin{aligned} A_{\mathbf{m}}^{(i)}(t, \delta) &= P\left(T_1^{(1)} > t, \dots, T_{m_1}^{(1)} > t, T_{m_1+1}^{(1)} \leq t, \dots, T_{n_1}^{(1)} \leq t, \right. \\ &\quad \dots, t < T_1^{(i)} \leq t + \delta, T_2^{(i)} > t, \dots, T_{m_i+1}^{(i)} > t, T_{m_i+2}^{(i)} \leq t, \dots, T_{n_i}^{(i)} \leq t, \\ &\quad \left. \dots, T_1^{(L)} > t, \dots, T_{m_L}^{(L)} > t, T_{m_L+1}^{(L)} \leq t, \dots, T_{n_L}^{(L)} \leq t\right). \end{aligned} \quad (7)$$

Proof.

$$\begin{aligned} E(X_i(T)) &= E\left(\sum_{j=1}^{n_i} I(T_j^{(i)} \leq T)\right) = \sum_{j=1}^{n_i} P(T_j^{(i)} \leq T) = n_i P(T_1^{(i)} \leq T) \\ &= n_i \int_0^\infty \lim_{\delta \rightarrow 0} \frac{P(T > t, t < T_1^{(i)} \leq t + \delta)}{\delta} dt, \end{aligned}$$

where the third equality follows from the exchangeability of the components of type i , $i = 1, \dots, L$. By conditioning on the number of live components of each type, we obtain

$$\begin{aligned}
& P(T > t, t < T_1^{(i)} \leq t + \delta) \\
&= \sum_{m_1=0}^{n_1} \dots \sum_{m_{i-1}=0}^{n_{i-1}} \dots \sum_{m_L=0}^{n_L} P(T > t, t < T_1^{(i)} \leq t + \delta, C_1(t) = m_1, \dots, C_i(t) = m_i, \dots, C_L(t) = m_L) \\
&= \sum_{m_1=0}^{n_1} \dots \sum_{m_{i-1}=0}^{n_{i-1}} \dots \sum_{m_L=0}^{n_L} \Phi(m_1, \dots, m_{i-1}, m_i + 1, m_{i+1}, \dots, m_L) \binom{n_1}{m_1} \dots \binom{n_i - 1}{m_i} \dots \binom{n_L}{m_L} A_{\mathbf{m}}^{(i)}(t, \delta) \quad (8)
\end{aligned}$$

The last equality in (8) holds because the components of the same type have a common failure time distribution. \square

In the following theorem, (7) is represented based on the survival copula of the components lifetimes.

Theorem 2.3. *Using the inclusion-exclusion rule, $A_{\mathbf{m}}^{(i)}(t, \delta)$ can be represented as the following expression*

$$\begin{aligned}
A_{\mathbf{m}}^{(i)}(t, \delta) &= \sum_{j_1=0}^{n_1-m_1} \dots \sum_{j_i=0}^{n_i-m_i-1} \dots \sum_{j_L=0}^{n_L-m_L} (-1)^{j_1+\dots+j_L} \binom{n_1-m_1}{j_1} \dots \binom{n_i-m_i-1}{j_i} \dots \binom{n_L-m_L}{j_L} \\
&\times \left[\hat{C}(\underbrace{\bar{F}_1(t)}_{m_1+j_1}, \underbrace{1}_{n_1-(m_1+j_1)}, \dots, \underbrace{\bar{F}_i(t)}_{m_i+j_i+1}, \underbrace{1}_{n_i-(m_i+j_i+1)}, \dots, \underbrace{\bar{F}_L(t)}_{m_L+j_L}, \underbrace{1}_{n_L-(m_L+j_L)}) \right. \\
&\quad \left. - \hat{C}(\underbrace{\bar{F}_1(t)}_{m_1+j_1}, \underbrace{1}_{n_1-(m_1+j_1)}, \dots, \underbrace{\bar{F}_i(t)}_{m_i+j_i}, \underbrace{\bar{F}_i(t+\delta)}_{n_i-(m_i+j_i+1)}, \underbrace{1}_{m_L+j_L}, \dots, \underbrace{\bar{F}_L(t)}_{m_L+j_L}, \underbrace{1}_{n_L-(m_L+j_L)}) \right].
\end{aligned}$$

Proof. See the Appendix. \square

Note that, in the particular case of independence of all components, we get

$$\begin{aligned}
& E(X_i(T)) \\
&= n_i \sum_{m_1=0}^{n_1} \dots \sum_{m_{i-1}=0}^{n_{i-1}} \dots \sum_{m_L=0}^{n_L} \Phi(m_1, \dots, m_{i-1}, m_i + 1, m_{i+1}, \dots, m_L) \binom{n_1}{m_1} \dots \binom{n_i - 1}{m_i} \dots \binom{n_L}{m_L} \\
&\times \int_0^\infty \bar{F}_1^{m_1}(t) F_1^{n_1-m_1}(t) \dots \bar{F}_i^{m_i}(t) F_i^{n_i-m_i-1}(t) \dots \bar{F}_L^{m_L}(t) F_L^{n_L-m_L}(t) dF_i(t). \quad (9)
\end{aligned}$$

In order to minimize the mean cost rate function $Cost_1(\mathbf{v})$, we impose the constraint that there are at most M_i components of type i as spares, $i = 1, \dots, L$. This means that the number of the components that can be connected in parallel at the i th group satisfies in the inequality $n_i v_i \leq M_i$, $i = 1, \dots, L$. To determine the optimal values of v_i 's, we do the following: for given values of n_i, c_i, c_i^* , and M_i , $i = 1, \dots, L$, and c^{**} , we evaluate $Cost_1(\mathbf{v})$ for all possible choices of v_1, \dots, v_L such that for all i , $n_i v_i \leq M_i$. Then the optimal values of v_1, \dots, v_L can be determined as the values for which the corresponding mean cost rate function $Cost_1(\mathbf{v})$ is minimum.

Remark 2.4. If the system has a k -out-of- n structure with independent components from multiple types components, then (9) reduces to the result of Eryilmaz [2018]. This is so because for such

system the survival signature is obviously given as

$$\Phi(l_1, \dots, l_L) = \begin{cases} 1 & \sum_{j=1}^L l_j \geq k \\ 0 & \text{otherwise,} \end{cases}$$

i.e. the system works if at least k components are alive.

2.2 Cost function based on preventive replacement

In this section, we propose a kind of age replacement preventive maintenance policy for the system with multiple types of components described in subsection 1.2. The policy of renewing the system performed by the operator is such that it is replaced at failure time or at a predetermined time τ , whichever occurs first. There are many papers about age replacement strategy; the interested reader can see for example, Zhao et al. [2015], Ashrafi and Asadi [2017] and Mizutani et al. [2019]. Mannai and Gasmi [2018] found the optimal configuration of a k -out-of- n system so that the expected total costs of the system under some generalized age replacement policies are minimized.

Here, suppose that the operator has M_i components of type i as spare available, and he/she decides to add v_i components to each of the components of type i , where $n_i v_i \leq M_i$. Under the implemented policy, here, the aim is to find the optimal number of v 's such that the mean cost rate we impose below is minimized.

If the replacement occurs after the system failure, i.e., $T_R \leq \tau$, then, considering the costs c_i , c_i^* and c^{**} as defined in the previous subsection, the average cost of renewing the system is obtained as

$$\begin{aligned} M_1(\mathbf{v}) &= \sum_{i=1}^L c_i E(X_i(T_R)|T_R \leq \tau) + \sum_{i=1}^L c_i^* E(n_i(v_i + 1) - X_i(T_R)|T_R \leq \tau) + c^{**} \\ &= \sum_{i=1}^L (v_i + 1)c_i E(X_i(T)|T \leq \tau) + \sum_{i=1}^L (v_i + 1)c_i^* E(n_i - X_i(T)|T \leq \tau) + c^{**} \\ &= \sum_{i=1}^L (c_i - c_i^*)(v_i + 1)E(X_i(T)|T \leq \tau) + \sum_{i=1}^L (v_i + 1)c_i^* n_i + c^{**}, \end{aligned}$$

where T is the lifetime of the system before redundancy allocation.

If the system is replaced before failure, i.e., $T_R > \tau$, then, by the costs c_i and c_i^* , $i = 1, \dots, L$ for renewing the failed components and refreshing the alive components of type i , respectively, the system will be as good as the new condition. Let $N_i(\tau)$ be the number of failed components of type i on $[0, \tau]$. Then the average cost of renewing the system is defined as

$$\begin{aligned} M_2(\mathbf{v}) &= \sum_{i=1}^L c_i E(N_i(\tau)|T_R > \tau) + \sum_{i=1}^L c_i^* E(n_i(v_i + 1) - N_i(\tau)|T_R > \tau) \\ &= \sum_{i=1}^L (c_i - c_i^*)(v_i + 1)E(N_i(\tau)|T > \tau) + \sum_{i=1}^L (v_i + 1)c_i^* n_i. \end{aligned}$$

Consequently, the mean cost rate function of the system renewing at time $\min(\tau, T_R)$ is achieved as

$$Cost_2(\mathbf{v}) = \frac{M_1(\mathbf{v})P(T_R \leq \tau) + M_2(\mathbf{v})P(T_R > \tau)}{E(\min(\tau, T_R))}, \quad (10)$$

where it is attained that

$$E(\min(\tau, T_R)) = \int_0^\tau \bar{F}_{T_R}(y) dy.$$

For computing (10), we need to calculate $E(N_i(\tau)|T > \tau)$ and $E(X_i(T)|T \leq \tau)$. For the first one, we have

$$\begin{aligned} E(N_i(\tau)|T > \tau) &= \frac{1}{\bar{F}_T(\tau)} \sum_{j_i=0}^{n_i} j_i P(N_i(\tau) = j_i, T > \tau) \\ &= \frac{1}{\bar{F}_T(\tau)} \sum_{j_1=0}^{n_1} \dots \sum_{j_L=0}^{n_L} j_i P(T > \tau | N_1(\tau) = j_1, \dots, N_L(\tau) = j_L) P(N_1(\tau) = j_1, \dots, N_L(\tau) = j_L) \\ &= \frac{1}{\bar{F}_T(\tau)} \sum_{j_1=0}^{n_1} \dots \sum_{j_L=0}^{n_L} j_i \Phi(n_1 - j_1, \dots, n_L - j_L) \binom{n_1}{j_1} \dots \binom{n_L}{j_L} B(\tau, j_1, \dots, j_L) \end{aligned} \quad (11)$$

where

$$\begin{aligned} B(\tau, j_1, \dots, j_L) &= P(T_1^{(1)} \leq \tau, \dots, T_{j_1}^{(1)} \leq \tau, T_{j_1+1}^{(1)} > \tau, \dots, T_{n_1}^{(1)} > \tau, \\ &\quad \dots, T_1^{(L)} \leq \tau, \dots, T_{j_L}^{(L)} \leq \tau, T_{j_L+1}^{(L)} > \tau, \dots, T_{n_L}^{(L)} > \tau). \end{aligned} \quad (12)$$

Using a similar method as used in Lemma 2.2, we can calculate $E(X_i(T)|T \leq \tau)$, $i = 1, \dots, L$, as follows.

$$E(X_i(T)|T \leq \tau) = n_i P(T_1^{(i)} \leq T | T \leq \tau) = n_i \frac{P(T_1^{(i)} \leq T, T \leq \tau)}{1 - P(T > \tau)}, \quad j = 1, \dots, L.$$

Now, we can write

$$P(T_1^{(i)} \leq T, T \leq \tau) = \int_0^\tau \lim_{\delta \rightarrow 0} \frac{P(s < T \leq \tau, s < T_1^{(i)} \leq s + \delta)}{\delta} ds, \quad i = 1, \dots, L,$$

for which we have

$$\begin{aligned} &P(s < T \leq \tau, s < T_1^{(i)} \leq s + \delta) \\ &= \sum_{m_1=0}^{n_1} \dots \sum_{m_{i-1}=0}^{n_{i-1}} \dots \sum_{m_L=0}^{n_L} \sum_{l_1=0}^{m_1} \dots \sum_{l_L=0}^{m_L} P(s < T \leq \tau | s < T_1^{(i)} \leq s + \delta, C_1(\tau) = l_1, \dots, C_i(\tau) = l_i \\ &\quad C_L(\tau) = l_L, C_1(s) = m_1, \dots, C_i(s) = m_i, \dots, C_L(s) = m_L) P(s < T_1^{(i)} \leq s + \delta, C_1(\tau) = l_1, \\ &\quad \dots, C_i(\tau) = l_i, C_L(\tau) = l_L, C_1(s) = m_1, \dots, C_i(s) = m_i, \dots, C_L(s) = m_L) \\ &= \sum_{m_1=0}^{n_1} \dots \sum_{m_{i-1}=0}^{n_{i-1}} \dots \sum_{m_L=0}^{n_L} \sum_{l_1=0}^{m_1} \dots \sum_{l_L=0}^{m_L} [\Phi(m_1, \dots, m_L) - \Phi(l_1, \dots, l_L)] \left[\prod_{j=1, j \neq i}^L \binom{n_j}{m_j} \binom{m_j}{l_j} \right] \\ &\times \binom{n_i - 1}{m_i} \binom{m_i}{l_i} A_{\mathbf{m}, \mathbf{l}}^{(i)}(s, s + \delta, \tau), \end{aligned}$$

where

$$\begin{aligned}
& A_{\mathbf{m},\mathbf{l}}^{(i)}(s, s + \delta, \tau) \\
&= P(T_1^{(1)} > \tau, \dots, T_{l_1}^{(1)} > \tau, s < T_{l_1+1}^{(1)} \leq \tau, \dots, s < T_{m_1}^{(1)} \leq \tau, T_{m_1+1}^{(1)} \leq s, \dots, T_{n_1}^{(1)} \leq s, \\
&\quad \dots, T_1^{(i)} > \tau, \dots, T_{l_i}^{(i)} > \tau, s < T_{l_i+1}^{(i)} \leq \tau, \dots, s < T_{m_i}^{(i)} \leq \tau, s < T_{m_i+1}^{(i)} \leq s + \delta, T_{m_i+2}^{(i)} \leq s, \dots, T_{n_i}^{(i)} \leq s, \\
&\quad \dots, T_1^{(L)} > \tau, \dots, T_{l_L}^{(L)} > \tau, s < T_{l_L+1}^{(L)} \leq \tau, \dots, s < T_{m_L}^{(L)} \leq \tau, T_{m_L+1}^{(L)} \leq s, \dots, T_{n_L}^{(L)} \leq s). \tag{13}
\end{aligned}$$

In the following theorem, the probabilities in (12) and (13) are represented based on the survival copula of components lifetimes.

Theorem 2.5. *Using the inclusion-exclusion rule, we get the following expressions for $B(\tau, j_1, \dots, j_L)$ and $A_{\mathbf{m},\mathbf{l}}^{(i)}(s, s + \delta, \tau)$, respectively.*

$$B(\tau, j_1, \dots, j_L) = \sum_{b_1=0}^{j_1} \dots \sum_{b_L=0}^{j_L} (-1)^{b_1+\dots+b_L} \binom{j_1}{b_1} \dots \binom{j_L}{b_L} \hat{C}(\underbrace{\bar{F}_1(\tau)}_{n_1-j_1+b_1}, \underbrace{1}_{j_1-b_1}, \dots, \underbrace{\bar{F}_L(\tau)}_{n_L-j_L+b_L}, \underbrace{1}_{j_L-b_L})$$

and

$$\begin{aligned}
A_{\mathbf{m},\mathbf{l}}^{(i)}(s, s + \delta, \tau) &= \sum_{j_1=0}^{n_1-m_1} \dots \sum_{j_i=0}^{n_i-m_i-1} \dots \sum_{j_L=0}^{n_L-m_L} (-1)^{j_1+\dots+j_L} \binom{n_1-m_1}{j_1} \dots \binom{n_i-m_i-1}{j_i} \dots \binom{n_L-m_L}{j_L} \\
&\times \sum_{d_1=0}^{m_1-l_1} \dots \sum_{d_i=0}^{m_i-l_i} \dots \sum_{d_L=0}^{m_L-l_L} (-1)^{d_1+\dots+d_L} \binom{m_1-l_1}{d_1} \dots \binom{m_L-l_L}{d_L} \\
&\times [\hat{C}(\underbrace{\bar{F}_k(\tau)}_{l_k+d_k}, \underbrace{\bar{F}_k(s)}_{m_k-l_k+j_k-d_k}, \underbrace{1}_{n_k-m_k-j_k}, \text{ for } k=1, \dots, L, k \neq i, \underbrace{\bar{F}_i(\tau)}_{l_i+d_i}, \underbrace{\bar{F}_i(s)}_{m_i-l_i+j_i-d_i+1}, \underbrace{1}_{n_i-m_i-j_i-1}) \\
&- \hat{C}(\underbrace{\bar{F}_k(\tau)}_{l_k+d_k}, \underbrace{\bar{F}_k(s)}_{m_k-l_k+j_k-d_k}, \underbrace{1}_{n_k-m_k-j_k}, \text{ for } k=1, \dots, L, k \neq i, \underbrace{\bar{F}_i(\tau)}_{l_i+d_i}, \underbrace{\bar{F}_i(s)}_{m_i-l_i+j_i-d_i}, \underbrace{\bar{F}_i(s+\delta)}_{n_i-m_i-j_i-1}, \underbrace{1}_{n_i-m_i-j_i-1})].
\end{aligned}$$

Proof. See the Appendix □

Corollary 2.6. *For the particular case of independent components, it can be deduced that*

$$E(N_i(\tau)|T > \tau) = \frac{1}{\bar{F}(\tau)} \sum_{j_1=0}^{n_1} \dots \sum_{j_L=0}^{n_L} j_i \Phi(n_1 - j_1, \dots, n_L - j_L) \prod_{l=1}^L \binom{n_l}{j_l} F_l^{j_l}(\tau) \bar{F}_l^{n_l-j_l}(\tau). \tag{14}$$

Also, in this case, we have

$$\begin{aligned}
A_{\mathbf{m},\mathbf{l}}^{(i)}(s, s + \delta, \tau) &= \left\{ \prod_{j=1, j \neq i}^L F_j^{n_j-m_j}(s) [\bar{F}_j(\tau) - \bar{F}_j(s)]^{m_j-l_j} \bar{F}_j^{l_j}(\tau) \right\} \\
&\times [\bar{F}_i(s) - \bar{F}_i(s + \delta)] F_i^{n_i-m_i-1}(s) [\bar{F}_i(\tau) - \bar{F}_i(s)]^{m_i-l_i} \bar{F}_i^{l_i}(\tau)
\end{aligned}$$

which, in turn, implies that

$$\begin{aligned}
E(X_i(T)|T \leq \tau) &= \frac{n_i}{1 - \bar{F}_T(\tau)} \sum_{m_1=0}^{n_1} \cdots \sum_{m_i=0}^{n_i-1} \cdots \sum_{m_L=0}^{n_L} \sum_{l_1=0}^{m_1} \cdots \sum_{l_L=0}^{m_L} [\Phi(m_1, \dots, m_L) - \Phi(l_1, \dots, l_L)] \\
&\times \left[\prod_{j=1, j \neq i}^L \binom{n_j}{m_j} \binom{m_j}{l_j} \right] \binom{n_i-1}{m_i} \binom{m_i}{l_i} \int_0^\tau \left\{ \prod_{j=1, j \neq i}^L F_j^{n_j-m_j}(s) [\bar{F}_j(\tau) - \bar{F}_j(s)]^{m_j-l_j} \bar{F}_j^{l_j}(\tau) \right\} \\
&\times F_i^{n_i-m_i-1}(s) [\bar{F}_i(\tau) - \bar{F}_i(s)]^{m_i-l_i} \bar{F}_i^{l_i}(\tau) dF_i(s). \quad (15)
\end{aligned}$$

It is worth noting that if the structure of the system is k -out-of- n whose components are independent, then (14) and (15) are reduced to the results appeared in Eryilmaz [2018].

For given values $n_i, c_i, c_i^*, M_i, i = 1, \dots, L, c^{**}$ and τ , we aim to determine the optimal values of v_i 's under the constraints $n_i v_i \leq M_i, i = 1, \dots, L$, such that the mean cost rate function $Cost_2$ is minimized.

In the following, we present two examples to examine the aforementioned theoretical results.

Example 2.7. Consider the system depicted in Figure 1, given in Feng et al. [2016] and Eryilmaz et al. [2018b]. The system consists of six components in which components 1, 2, and 5 are of type one, and components 3, 4, and 6 are of type two. The survival signature of the system is presented in Table 1.

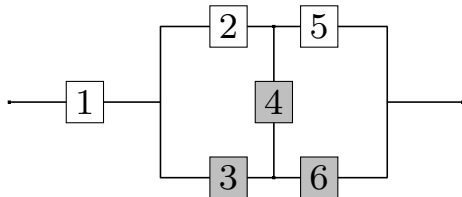


Figure 1: The system in Example 2.7 with two types of components

Table 1: Survival signature of the system in Figure 1

l_1	l_2	$\Phi(l_1, l_2)$	l_1	l_2	$\Phi(l_1, l_2)$
0	0	0	2	0	0
0	1	0	2	1	0
0	2	0	2	2	$\frac{4}{9}$
0	3	0	2	3	$\frac{2}{3}$
1	0	0	3	0	1
1	1	0	3	1	1
1	2	$\frac{1}{9}$	3	2	1
1	3	$\frac{1}{3}$	3	3	1

Assume that the dependency structure of the component lifetimes is modeled by a parametric family of copulas known as Gumbel-Hougaard family defined as

$$\hat{C}(u_1, \dots, u_n) = \exp \left(- [(-\ln u_1)^\alpha + \dots + (-\ln u_n)^\alpha]^{1/\alpha} \right),$$

where $\alpha \geq 1$ is the dependency parameter in the family. The value $\alpha = 1$ corresponds to the independent condition. Let the component lifetimes of the two types follow exponential distributions with reliability functions $\bar{F}_i(t) = e^{-t\theta_i}$, where we assume that $\theta_1 = 0.2$, and $\theta_2 = 0.3$. If there are $M_1 = 9$ and $M_2 = 6$ components from type 1 and type 2 as spares, respectively, then $v_1 \in \{0, 1, 2, 3\}$ and $v_2 \in \{0, 1, 2\}$. To find the optimal number of redundant components for each type, we use the following values for the replacement costs: $c_1 = 3, c_2 = 2, c_1^* = 1.5, c_2^* = 1$, and $c^{**} = 10$. For computing the numerator of (6), we need to compute $E(X_i(T)), i = 1, 2$. From Lemma 2.2 and Theorem 2.3, we have

$$E(X_1(T)) = n_1 \int_0^\infty \lim_{\delta \rightarrow 0} \frac{1}{\delta} \sum_{m_1=0}^{n_1-1} \sum_{m_2=0}^{n_2} \Phi(m_1 + 1, m_2) \binom{n_1-1}{m_1} \binom{n_2}{m_2} A_{\mathbf{m}}^{(1)}(t, \delta) dt,$$

where

$$A_{\mathbf{m}}^{(1)}(t, \delta) = \sum_{j_1=0}^{n_1-m_1-1} \sum_{j_2=0}^{n_2-m_2} (-1)^{j_1+j_2} \binom{n_1-m_1-1}{j_1} \binom{n_2-m_2}{j_2} \times \left[e^{-[(m_1+j_1+1)(t\theta_1)^\alpha + (m_2+j_2)(t\theta_2)^\alpha]^{1/\alpha}} - e^{-[(m_1+j_1)(t\theta_1)^\alpha + ((t+\delta)\theta_1)^\alpha + (m_2+j_2)(t\theta_2)^\alpha]^{1/\alpha}} \right].$$

Thus, we get

$$\begin{aligned} E(X_1(T)) &= n_1 \sum_{m_1=0}^{n_1-1} \sum_{m_2=0}^{n_2} \binom{n_1-1}{m_1} \binom{n_2}{m_2} \Phi(m_1 + 1, m_2) \sum_{j_1=0}^{n_1-m_1-1} \sum_{j_2=0}^{n_2-m_2} (-1)^{j_1+j_2} \binom{n_1-m_1-1}{j_1} \binom{n_2-m_2}{j_2} \\ &\times \theta_1^\alpha [(m_1 + j_1 + 1)\theta_1^\alpha + (m_2 + j_2)\theta_2^\alpha]^{-1}. \end{aligned}$$

Similarly, we have

$$\begin{aligned} E(X_2(T)) &= n_2 \sum_{m_1=0}^{n_1} \sum_{m_2=0}^{n_2-1} \binom{n_1}{m_1} \binom{n_2-1}{m_2} \Phi(m_1, m_2 + 1) \sum_{j_1=0}^{n_1-m_1} \sum_{j_2=0}^{n_2-m_2-1} (-1)^{j_1+j_2} \binom{n_1-m_1}{j_1} \binom{n_2-m_2-1}{j_2} \\ &\times \theta_2^\alpha [(m_1 + j_1)\theta_1^\alpha + (m_2 + j_2 + 1)\theta_2^\alpha]^{-1}. \end{aligned}$$

Also, the denominator of (6) can be written as follows

$$\begin{aligned} E(T_R) &= \int_0^\infty \bar{F}_{T_R}(t) dt = \sum_{l_1=0}^{n_1} \sum_{l_2=0}^{n_2} \binom{n_1}{l_1} \binom{n_2}{l_2} \Phi(l_1, l_2) \sum_{i_1=0}^{n_1-l_1} \sum_{i_2=0}^{n_2-l_2} (-1)^{i_1+i_2} \binom{n_1-l_1}{i_1} \binom{n_2-l_2}{i_2} \\ &\times \int_0^\infty e^{-[(i_1+l_1)(-\ln(1-(1-\exp[-t\theta_1])^{v_1+1}))^\alpha + (i_2+l_2)(-\ln(1-(1-\exp[-t\theta_2])^{v_2+1}))^\alpha]^{1/\alpha}} dt, \end{aligned}$$

which should be evaluated numerically by suitable softwares such as *Mathematica*. The values of $Cost_1(\mathbf{v})$ for different combinations of v_1 and v_2 are presented in Table 2 for two values $\alpha = 2$ (dependent components) and $\alpha = 1$ (independent components). It is seen that $v_1 = 2$ and $v_2 = 0$ are the optimal choices for the number of redundant components of the first and the second types, respectively, under the criterion $Cost_1$ in the case $\alpha = 2$, and $v_1 = 3$ and $v_2 = 0$ are the optimal numbers in the case $\alpha = 1$.

Table 2: The values of $Cost_1(\mathbf{v})$ and $Cost_2(\mathbf{v})$ in Example 2.7 in the case of dependent components ($\alpha = 2$) and independent components ($\alpha = 1$).

v_1	v_2	$Cost_1(v_1, v_2)$ $\alpha = 2$	$Cost_2(v_1, v_2)$ $\alpha = 2$	$Cost_1(v_1, v_2)$ $\alpha = 1$	$Cost_2(v_1, v_2)$ $\alpha = 1$
0	0	6.33927	8.2455	9.36071	9.70214
0	1	6.81922	9.44774	9.38725	10.3790
0	2	7.5289	11.3022	9.87544	11.9363
1	0	5.20719	7.77258	7.09069	8.48716
1	1	5.82298	9.2981	7.51217	9.7885
1	2	6.35331	10.7302	7.98448	11.3693
2	0	4.99041	9.13115	6.56325	9.88167
2	1	5.58924	10.7299	7.06002	11.4307
2	2	6.13251	12.28921	7.53562	13.0756
3	0	5.04518	11.137	6.48197	12.035
3	1	5.59315	12.7178	6.98476	13.6766
3	2	6.11375	14.2941	7.45447	15.3508

Suppose that the described system is maintained under the aforementioned age replacement policy, where we assume that $\tau = 2$, i.e., the replacement time of the system is $\min(T_R, 2)$. From equations (11) and (12) the mean number of failed components of i th type at time τ , before system failure, is evaluated by the following expression.

$$E(N_i(\tau)|T > \tau) = \frac{1}{\bar{F}_T(\tau)} \sum_{j_1=0}^{n_1} \sum_{j_2=0}^{n_2} j_i \Phi(n_1 - j_1, n_2 - j_2) \binom{n_1}{j_1} \binom{n_2}{j_2} \sum_{b_1=0}^{j_1} \sum_{b_2=0}^{j_2} (-1)^{b_1+b_2} \binom{j_1}{b_1} \binom{j_2}{b_2} \\ \times \exp[-\tau(\theta_1^\alpha(n_1 - j_1 + b_1) + \theta_2^\alpha(n_2 - j_2 + b_2))^{1/\alpha}], \quad i = 1, 2,$$

where from (3), we get

$$\bar{F}_T(\tau) = \sum_{l_1=0}^{n_1} \sum_{l_2=0}^{n_2} \sum_{i_1=0}^{n_1-l_1} \sum_{i_2=0}^{n_2-l_2} (-1)^{i_1+i_2} \binom{n_1}{l_1} \binom{n_2}{l_2} \binom{n_1-l_1}{i_1} \binom{n_2-l_2}{i_2} \Phi(l_1, l_2) \\ \times \exp[-\tau((i_1 + l_1)\theta_1^\alpha + (i_2 + l_2)\theta_2^\alpha)^{1/\alpha}].$$

Next, for the mean number of failed components at the time of the system failure given that the system has failed before τ , we have

$$E(X_1(T)|T \leq \tau) \\ = \frac{n_1}{1 - \bar{F}_T(\tau)} \sum_{m_1=0}^{n_1-1} \sum_{m_2=0}^{n_2} \sum_{l_1=0}^{m_1} \sum_{l_2=0}^{m_2} [\Phi(m_1, m_2) - \Phi(l_1, l_2)] \binom{n_1-1}{m_1} \binom{m_1}{l_1} \binom{n_2}{m_2} \binom{m_2}{l_2} \\ \times \sum_{j_1=0}^{n_1-m_1-1} \sum_{j_2=0}^{n_2-m_2} (-1)^{j_1+j_2} \binom{n_1-m_1-1}{j_1} \binom{n_2-m_2}{j_2} \sum_{d_1=0}^{m_1-l_1} \sum_{d_2=0}^{m_2-l_2} (-1)^{d_1+d_2} \binom{m_1-l_1}{d_1} \binom{m_2-l_2}{d_2} \\ \times \frac{\theta_1^\alpha [e^{-\tau((l_1+d_1)\theta_1^\alpha + (l_2+d_2)\theta_2^\alpha)^{1/\alpha}} - e^{-\tau((m_1+j_1+1)\theta_1^\alpha + (m_2+j_2)\theta_2^\alpha)^{1/\alpha}}]}{(m_1 - l_1 + j_1 - d_1 + 1)\theta_1^\alpha + (m_2 - l_2 + j_2 - d_2)\theta_2^\alpha},$$

and

$$\begin{aligned}
& E(X_2(T)|T \leq \tau) \\
&= \frac{n_2}{1 - \bar{F}_T(\tau)} \sum_{m_1=0}^{n_1} \sum_{m_2=0}^{n_2-1} \sum_{l_1=0}^{m_1} \sum_{l_2=0}^{m_2} [\Phi(m_1, m_2) - \Phi(l_1, l_2)] \binom{n_1}{m_1} \binom{m_1}{l_1} \binom{n_2-1}{m_2} \binom{m_2}{l_2} \\
&\times \sum_{j_1=0}^{n_1-m_1} \sum_{j_2=0}^{n_2-m_2-1} (-1)^{j_1+j_2} \binom{n_1-m_1}{j_1} \binom{n_2-m_2-1}{j_2} \sum_{d_1=0}^{m_1-l_1} \sum_{d_2=0}^{m_2-l_2} (-1)^{d_1+d_2} \binom{m_1-l_1}{d_1} \binom{m_2-l_2}{d_2} \\
&\times \frac{\theta_2^\alpha [e^{-\tau((l_1+d_1)\theta_1^\alpha + (l_2+d_2)\theta_2^\alpha)} - e^{-\tau((m_1+j_1)\theta_1^\alpha + (m_2+j_2+1)\theta_2^\alpha)}]^{1/\alpha}}{(m_1-l_1+j_1-d_1)\theta_1^\alpha + (m_2-l_2+j_2-d_2+1)\theta_2^\alpha}.
\end{aligned}$$

By substituting these results in (10), the mean cost rate of replacement strategy can be evaluated. The values of $Cost_2(\mathbf{v})$ are calculated for different combinations of v_1 and v_2 , in Table 2 for both dependent and independent situations. It follows, from the results of the table, that for $v_1 = 1$ and $v_2 = 0$, the mean cost rate $Cost_2(\mathbf{v})$ is minimized, in both cases $\alpha = 1, 2$.

In order to investigate the robustness of our strategies concerning the model parameters, we calculate some numerical results based on these parameters. The results in Table 3 shows the effect of the dependency parameter α on the optimal values of v_1 and v_2 , for different values of α . As seen, when α increases (i.e., we get far from independence) the number of redundant components decreases based on the objective function $Cost_1(v_1, v_2)$, but remain unchanged under the $Cost_2(v_1, v_2)$. This makes sense since under the more dependency the $MTTF$ is increased, and the need to spare components reduces. Also it should be noted that the higher the α , the lower mean cost rates.

Table 3: The optimum values of \mathbf{v} by minimizing $Cost_i(v_1, v_2)$, $i = 1, 2$, for different α in Example 2.7

α	1	1.2	1.4	1.6	1.8	2	2.2	2.4	2.6	2.8	3
v_1	3	3	2	2	2	2	2	2	2	2	2
v_2	0	0	0	0	0	0	0	0	0	0	0
$Cost_1(v_1, v_2)$	6.48	5.98	5.63	5.36	5.15	4.99	4.86	4.75	4.66	4.58	4.52
v_1	1	1	1	1	1	1	1	1	1	1	1
v_2	0	0	0	0	0	0	0	0	0	0	0
$Cost_2(v_1, v_2)$	8.48	8.28	8.11	7.98	7.87	7.77	7.69	7.62	7.57	7.50	7.46

For exploring the sensitivity of the proposed models with respect to components costs, $\mathbf{c} = (c_1, c_2)$ and $\mathbf{c}^* = (c_1^*, c_2^*)$, we have provided some numerical results in Table 4, for $\alpha = 2$. In the top part of the left panel of the table, we observe that for fixed values of $c_1^* = 1.5$ and $c_2^* = 1$, the increase in the costs c_1 and c_2 results a reduction to the number of optimal values of v_1 and v_2 . In the bottom part of the left panel of the table, the costs c_i and c_i^* , $i = 1, 2$, of the two types are swapped. In this case, when the costs c_1^* and c_2^* are fixed as $c_1^* = 1$ and $c_2^* = 1.5$, then we again observe that the increase in the costs c_1 and c_2 results a decline to the number of optimal values of v_1 and v_2 . In the top part of the right panel of Table 4, it can be seen that for fixed values of renewing failed components as $c_1 = 6, c_2 = 5.5$, the decrease in the costs c_1^* and c_2^* results an increase to the number of optimal values of v_1 and v_2 . As shown in the bottom part of the right panel, the same result holds by swapping the costs of the components of type 1 and type 2. It is seen that in all

four parts of Table 4 the value of costs and the numbers of spare components are inversely related to each other. Table 5 shows the behavior of the number of redundant components from another

Table 4: The optimum values of \mathbf{v} by minimizing $Cost_1$ for different costs in Example 2.7

\mathbf{c}	\mathbf{c}^*	v_1	v_2	$Cost_1$	\mathbf{c}	\mathbf{c}^*	v_1	v_2	$Cost_1$
(1.6, 1.1)	(1.5,1)	3	0	4.0492	(6, 5.5)	(5.9, 5.4)	1	0	11.9478
(1.7, 1.2)	(1.5,1)	3	0	4.1278	(6, 5.5)	(5.7, 5.2)	1	0	11.7509
(1.8, 1.3)	(1.5,1)	3	0	4.2065	(6, 5.5)	(5.5, 5.0)	1	0	11.5540
(1.9, 1.4)	(1.5,1)	2	0	4.2845	(6, 5.5)	(5.3, 4.8)	1	0	11.3571
(2, 1.5)	(1.5,1)	2	0	4.3599	(6, 5.5)	(5.1, 4.6)	2	0	11.1543
(2.5, 2)	(1.5,1)	2	0	4.7369	(6, 5.5)	(5, 4.5)	2	0	11.0493
(3, 2.5)	(1.5,1)	2	0	5.1139	(6, 5.5)	(4.5, 4)	2	0	10.5245
(3.5, 3)	(1.5,1)	2	0	5.4908	(6, 5.5)	(4, 3.5)	2	0	9.9997
(4, 3.5)	(1.5,1)	2	0	5.8678	(6, 5.5)	(3.5, 3)	2	0	9.4750
(4.5, 4)	(1.5,1)	2	0	6.2448	(6, 5.5)	(3, 2.5)	2	0	8.9502
(1.5, 2)	(1, 1.5)	3	0	3.7874	(5.5, 6)	(5, 5.5)	2	0	11.1232
(2, 2.5)	(1, 1.5)	3	0	4.1807	(5.5, 6)	(4.5, 5)	2	0	10.5984
(2.5, 3)	(1, 1.5)	3	0	4.5740	(5.5, 6)	(4, 4.5)	2	0	10.0737
(3, 3.5)	(1, 1.5)	3	0	4.9673	(5.5, 6)	(3.5, 4)	2	0	9.5489
(3.5, 4)	(1, 1.5)	3	0	5.3606	(5.5, 6)	(3, 3.5)	2	0	9.0241
(4, 4.5)	(1, 1.5)	3	0	5.7539	(5.5, 6)	(2.5, 3)	2	0	8.4992
(4.5, 5)	(1, 1.5)	3	0	6.1472	(5.5, 6)	(2, 2.5)	2	0	7.9745
(5, 5.5)	(1, 1.5)	3	0	6.5405	(5.5, 6)	(1.5, 2)	2	0	7.4497
(5.5, 6)	(1, 1.5)	2	0	6.9249	(5.5, 6)	(1, 1.5)	2	0	6.9249
(6, 6.5)	(1, 1.5)	2	0	7.0550	(5.5, 6)	(0.5, 1)	3	0	6.3664
(6.5, 7)	(1, 1.5)	2	0	7.4320	(5.5, 6)	(0, 0.5)	3	0	5.7991

point of view. In the left panel of the table, we have kept $c_2(c_2^*)$ constant and have increased the values of $c_1(c_1^*)$. In fact, we have assumed that $c_1 = \omega c_2$ and $c_1^* = \omega c_2^*$ for $\omega = 1.5, 2, 3, \dots, 10$. As seen, when ω increases the optimal value of the redundant component v_1 decreases and the optimal value of v_2 increases. In the right panel of Table 5, we exchange the costs of type 1 and 2, i.e. we assume $c_2 = \omega c_1$ and $c_2^* = \omega c_1^*$. In this case, we observe no changes in the number of redundant components v_1, v_2 when ω increases.

In this example, the distributions of the components lifetimes are ordered such that $\bar{F}_1(t) \geq \bar{F}_2(t)$, for all $t > 0$, i.e. the reliability (and subsequently, the $MTTF$) of the components of type one is more than type two. Note that, according to the system structure, it is reveal that the components of type one are generally in more critical positions than those of type two. Hence, one should intuitively expect that the optimal solution, according to the cost criterion, would be the case in which one allocates more components of type one than type two.

To see whether this fact affects the number of v_i 's, we let $\bar{F}_2^*(t) = e^{-0.07t^2}$, $t > 0$, be the reliability function of the components of type two. In this case, the two reliability functions cross each other such that $\bar{F}_1(t) < \bar{F}_2^*(t)$ for $t < 2.86$ and $\bar{F}_1(t) > \bar{F}_2^*(t)$ for $t > 2.86$. Note that the $MTTF$ for components of type two in this new case is the same as the previous one. By fixing the other parameters as before, we get the results given in Table 6. We see that although the distributions cross each other, the optimal numbers of components in Table 6 are mostly the same

Table 5: The optimum values of \mathbf{v} by minimizing $Cost_1$ for different costs in Example 2.7

\mathbf{c}	\mathbf{c}^*	v_1	v_2	$Cost_1$	\mathbf{c}	\mathbf{c}^*	v_1	v_2	$Cost_1$
(3,2)	(1.5,1)	2	0	4.9904	(2,3)	(1,1.5)	3	0	4.2859
(4,2)	(2,1)	2	0	5.9203	(2,4)	(1,2)	3	0	4.5832
(6,2)	(3,1)	1	0	7.5921	(2,6)	(1,3)	3	0	5.1778
(8,2)	(4,1)	1	0	9.1824	(2,8)	(1,4)	3	0	5.7725
(10,2)	(5,1)	0	1	10.6840	(2,10)	(1,5)	3	0	6.3671
(12,2)	(6,1)	0	1	11.7883	(2,12)	(1,6)	3	0	6.9617
(14,2)	(7,1)	0	1	12.8925	(2,14)	(1,7)	3	0	7.5563
(16,2)	(8,1)	0	1	13.9967	(2,16)	(1,8)	3	0	8.1509
(18,2)	(9,1)	0	1	15.1009	(2,18)	(1,9)	3	0	8.7456
(20,2)	(10,1)	0	1	16.2052	(2,20)	(1,10)	3	0	9.3402

as those in Table 3, perhaps since the *MTTFs* have not been changed in both cases.

Table 6: The optimum values of \mathbf{v} by minimizing $Cost_1(v_1, v_2)$, for different values of α in Example 2.7

α	1	1.2	1.4	1.6	1.8	2	2.2	2.4	2.6	2.8	3
v_1	3	2	2	2	2	2	2	2	2	2	2
v_2	0	0	0	0	0	0	0	0	0	0	0
$Cost_1(v_1, v_2)$	6.53	6.06	5.71	5.45	5.25	5.08	4.95	4.85	4.76	4.68	4.62

As a final point, to see the effect of survival copula on the optimal numbers of v_1 and v_2 , we suppose that the dependence structure is followed by the Clayton copula with the following form

$$\hat{C}(u_1, \dots, u_n) = \left(u_1^{-1/\alpha} + \dots + u_n^{-1/\alpha} - n + 1 \right)^{-\alpha}, \alpha > 0.$$

The parameter α manages the dependency degree of the copula, and the limiting case $\alpha = 0$, gives the independence. We obtain the optimal values of redundant components for some values of α in Table 7. As it can be seen, by increasing α , the values of v_1 and v_2 and also the mean cost rate show increment, which is in contradiction with the results in Table 3. Hence, the output of the optimization problem strongly pertains to the functional structure of dependence, not only to the dependence parameter.

Table 7: The optimum values of \mathbf{v} by minimizing $Cost_1(v_1, v_2)$ for different α under the Clayton copula in Example 2.7

α	0.001	0.1	1	2	3	4
v_1	2	2	2	2	3	3
v_2	0	0	0	0	0	0
$Cost_1(v_1, v_2)$	3.71	3.97	5.26	5.75	5.98	6.09

In the following example we consider an 8-component system consists of three types of components. For fixed values of v_i 's, we minimize the function $Cost_1$ and also the function $Cost_2$ in the case that replacement time of unfailed system, τ , is considered as the variable of interest.

Example 2.8. Consider the system depicted in Figure 2, given in Huang et al. [2019]. The system has eight components from which three components (1, 2, and 3) are of type one, three components (4, 5, and 7) are of type two, and two components (6 and 8) are of type three. The values of the system survival signature are computed in Huang et al. [2019], and hence we refer the reader to the cited paper for the details.

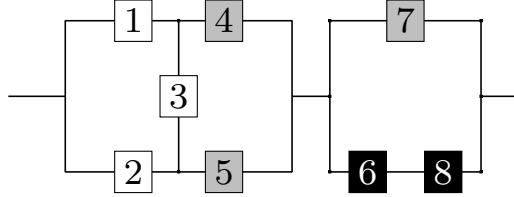


Figure 2: System in Example 2.8

Suppose here that all the components are independent, where the components of type i have common Weibull reliability functions $\bar{F}_i(t) = e^{-\beta_i t^{\alpha_i}}$, $\alpha_i, \beta_i > 0$ for $i = 1, 2, 3$. In Table 8 we presented the mean cost rate $Cost_1(v_1, v_2, v_3)$ for given values of $\beta_1 = 3$, $\beta_2 = 4$, $\beta_3 = 2$, $\alpha_1 = 2$, $\alpha_2 = 3$, $\alpha_3 = 1$ when the cost parameters are $c_1 = 1.5$, $c_2 = 1$, $c_3 = 2$, $c_1^* = 0.75$, $c_2^* = 0.4$, $c_3^* = 1$ and $c^{**} = 10$. Assume that we have $M_1 = 7$, $M_2 = 4$, and $M_3 = 5$ components from types 1, 2, and 3, respectively as spares. Hence, we can choose $v_1 \in \{0, 1, 2\}$, $v_2 \in \{0, 1\}$, and $v_3 \in \{0, 1, 2\}$ as the redundancy for each type, respectively.

In the left panel of Table 8, the values of $Cost_1$ are computed for different combinations of v_i 's. As it is seen, by adding $v_1 = 0$, $v_2 = 1$, and $v_3 = 0$ as the redundant components to groups 1, 2, and 3, respectively, we get the minimum value for the mean cost rate $Cost_1(v_1, v_2, v_3)$.

Under the assumption that τ is the variable of interest, in the right panel of the table, we have minimized $Cost_2(v_1, v_2, v_3)$ in terms of τ and have reported the optimum value of τ , in the case that the values of v_i 's are kept fixed and known. It is observed that among all minimized values of $Cost_2$, the least value is obtained for the case that the number of redundant components are $v_1 = 0$, $v_2 = 1$, and $v_3 = 0$ for which we have $\tau = 0.375$.

3 Optimal number of components in series-parallel system

An important subclass of coherent systems is the class of series-parallel systems. A series-parallel system is a series structure of L parallel subsystems, $L \geq 1$; see e.g. Figure 3. The purpose here is to find the optimal number of the components in the l th parallel subsystem, under the condition that there are available M_l components of type l , where the components in l th subsystem are exchangeable dependent having common reliability function \bar{F}_l , $l = 1, \dots, L$. Furthermore, suppose that the random failure times of the components of different types are dependent. The dependency structure in the system is built with a copula function \hat{C} , as described in Section 2. Under the mean cost rate criteria defined in Section 2, the problem of optimal allocation is to find the optimal

Table 8: The values of $Cost_1(\mathbf{v})$ and $Cost_2(\mathbf{v})$ in Example 2.8

v_1	v_2	v_3	$Cost_1(v_1, v_2, v_3)$	τ_{opt}	$Cost_2(v_1, v_2, v_3)$
0	0	0	39.0424	0.300	29.5929
0	1	0	37.4142	0.375	28.9959
1	0	0	42.1779	0.365	34.7858
1	1	0	39.0422	0.450	31.1106
2	0	0	47.4998	0.405	42.0378
2	1	0	43.0531	0.490	36.3495
0	0	1	42.2553	0.326	38.2377
0	1	1	41.2034	0.367	37.6403
1	0	1	44.1149	0.391	41.3141
1	1	1	41.9973	0.463	37.8883
2	0	1	48.5362	0.445	47.7900
2	1	1	45.5179	0.503	42.4445
0	0	2	45.5246	0.350	46.7613
0	1	2	44.8865	0.410	46.1258
1	0	2	46.1353	0.412	47.6364
1	1	2	44.8022	0.480	44.4306
2	0	2	49.7090	0.455	53.1287
2	1	2	47.7961	0.520	48.2148

values of n_l for each subsystem so that (5) or (10) is minimized.

In the following, we provide the corresponding expressions for the cost-based functions in a series-parallel system. First note that for this system, we have

$$\Phi(l_1, \dots, l_L) = \begin{cases} 1 & \forall j \in \{1, \dots, L\} : l_j \geq 1 \\ 0 & \text{o.w.} \end{cases}$$

Hence from (3), we get

$$\begin{aligned} \bar{F}_T(t) &= \sum_{l_1=1}^{n_1} \dots \sum_{l_L=1}^{n_L} \sum_{i_1=0}^{n_1-l_1} \dots \sum_{i_L=0}^{n_L-l_L} (-1)^{i_1+\dots+i_L} \binom{n_1}{l_1} \dots \binom{n_L}{l_L} \binom{n_1-l_1}{i_1} \dots \binom{n_L-l_L}{i_L} \\ &\times \hat{C}(\underbrace{\bar{F}_1(t)}_{i_1+l_1}, \underbrace{1}_{n_1-(i_1+l_1)}, \dots, \underbrace{\bar{F}_L(t)}_{i_L+l_L}, \underbrace{1}_{n_L-(i_L+l_L)}), \end{aligned}$$

and in the especial case of independent components, we derive from (4)

$$\bar{F}_T(t) = \prod_{l=1}^L (1 - [1 - \bar{F}_l(t)]^{n_l}).$$

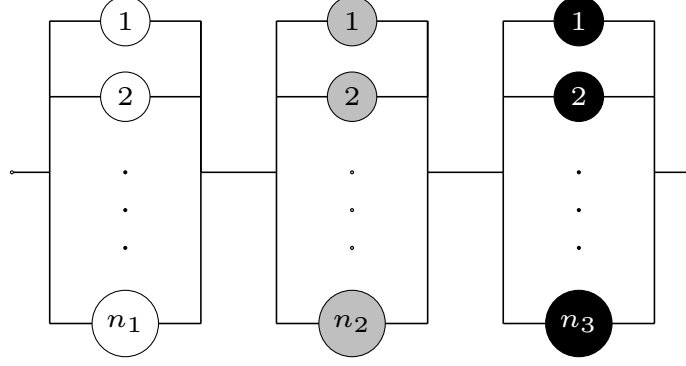


Figure 3: A series-parallel system with 3 subsystems

Cost function at the system failure

In a similar manner to Subsection 2.1, the mean cost rate function for system failure is defined as:

$$Cost_3(\mathbf{n}) = \frac{\sum_{i=1}^L c_i E(X_i(T)) + \sum_{i=1}^L c_i^* E(n_i - X_i(T)) + c^{**}}{E(T)} \quad (16)$$

where $\mathbf{n} = (n_1, \dots, n_L)$, and

$$E(X_i(T)) = n_i \sum_{m_1=1}^{n_1} \dots \sum_{m_i=0}^{n_i-1} \dots \sum_{m_L=1}^{n_L} \binom{n_1}{m_1} \dots \binom{n_i-1}{m_i} \dots \binom{n_L}{m_L} \int_0^\infty \lim_{\delta \rightarrow 0} \frac{A_{\mathbf{m}}^{(i)}(t, \delta)}{\delta} dt, \quad (17)$$

in which $A_{\mathbf{m}}^{(i)}(t, \delta)$ is introduced in (7). For the independent components (17) reduces to the following expression

$$E(X_i(T)) = n_i \int_0^\infty \prod_{l=1, l \neq i}^L (1 - (1 - \bar{F}_l(t))^{n_l}) dF_i(t). \quad (18)$$

If $L = 1$ then the system becomes a parallel system with n_1 components, and hence in this case $E(X_1(T)) = n_1$.

For the considered series-parallel system in which the components of subsystems are independent, Eryilmaz et al. [2020] gained a similar result for $E(X_i(T))$ in (18). Subsequently, they found the optimal numbers of components in each subsystem based on the minimization of cost function (16) under the constraints on the total allotted cost for replacing failed components and the total allotted cost for rejuvenation of unfailed ones. Hence, our results in this subsection may be considered as an extension of their work to the case of dependent components. Also, Dembinska and Eryilmaz [2021] discussed the similar problem for the case that the lifetime distributions of components are discrete; especially they obtained some results for discrete phase-type distribution.

Cost function based on preventive replacement

The mean cost rate function of the system for age replacement at time $\min(\tau, T)$ is defined as

$$Cost_4(\mathbf{n}) = \frac{M_1(\mathbf{n})P(T \leq \tau) + M_2(\mathbf{n})P(T > \tau)}{E(\min(\tau, T))}$$

where

$$M_1(\mathbf{n}) = \sum_{i=1}^L c_i E(X_i(T)|T \leq \tau) + \sum_{i=1}^L c_i^* E(n_i - X_i(T)|T \leq \tau) + c^{**},$$

and

$$M_2(\mathbf{n}) = \sum_{i=1}^L c_i E(N_i(\tau)|T > \tau) + \sum_{i=1}^L c_i^* E(n_i - N_i(\tau)|T > \tau).$$

Using the formula for the survival signature of the series-parallel system, from the results given in Subsection 2.2, we get the following expressions.

$$E(N_i(\tau)|T > \tau) = \frac{1}{\bar{F}(\tau)} \sum_{j_1=0}^{n_1-1} \cdots \sum_{j_L=0}^{n_L-1} j_i \binom{n_1}{j_1} \cdots \binom{n_L}{j_L} B(\tau, j_1, \dots, j_L)$$

and for $n_i \geq 2$

$$\begin{aligned} E(X_i(T)|T \leq \tau) &= \frac{n_i}{1 - \bar{F}_T(\tau)} \left[\sum_{m_1=1}^{n_1} \cdots \sum_{m_i=1}^{n_i-1} \cdots \sum_{m_L=1}^{n_L} \sum_{l_1=0}^{m_1} \cdots \sum_{l_L=0}^{m_L} \left[\prod_{j=1, j \neq i}^L \binom{n_j}{m_j} \binom{m_j}{l_j} \right] \right. \\ &\times \binom{n_i-1}{m_i} \binom{m_i}{l_i} \int_0^\tau \lim_{\delta \rightarrow 0} \frac{1}{\delta} A_{\mathbf{m}, \mathbf{l}}^{(i)}(s, s + \delta, \tau) ds - \sum_{m_1=1}^{n_1} \cdots \sum_{m_i=1}^{n_i-1} \cdots \sum_{m_L=1}^{n_L} \sum_{l_1=1}^{m_1} \cdots \sum_{l_L=1}^{m_L} \\ &\left. \left[\prod_{j=1, j \neq i}^L \binom{n_j}{m_j} \binom{m_j}{l_j} \right] \binom{n_i-1}{m_i} \binom{m_i}{l_i} \int_0^\tau \lim_{\delta \rightarrow 0} \frac{1}{\delta} A_{\mathbf{m}, \mathbf{l}}^{(i)}(s, s + \delta, \tau) ds \right]. \end{aligned} \quad (19)$$

If $n_i = 1$ then it is easily deduced that $E(X_i(T)|T \leq \tau) = \frac{F_i(\tau)}{1 - \bar{F}_T(\tau)}$.

Example 3.1. Consider a series-parallel system with $L = 3$ subsystems and assume that there are $M_1 = 2, M_2 = 3$ and $M_3 = 3$ components from types 1, 2, and 3, respectively, to construct the system. Suppose that the joint reliability function of the components lifetimes follow the multivariate Pareto model given by

$$\begin{aligned} P(T_1^{(1)} > t_1^{(1)}, \dots, T_{n_1}^{(1)} > t_{n_1}^{(1)}, \dots, T_1^{(L)} > t_L^{(L)}, \dots, T_{n_L}^{(L)} > t_{n_L}^{(L)}) \\ = \left[1 + \theta_1 \sum_{i=1}^{n_1} t_i^{(1)} + \dots + \theta_L \sum_{i=1}^{n_L} t_i^{(L)} \right]^{-\alpha}, \end{aligned}$$

for $\theta_i > 0, i = 1, \dots, L$, and $\alpha > 0$. In fact, the corresponding survival copula is

$$\hat{C}(u_1, \dots, u_n) = \left(u_1^{-1/\alpha} + \dots + u_n^{-1/\alpha} - n + 1 \right)^{-\alpha},$$

and the marginal reliability functions of the components in the subsystems are $\bar{F}_i(t) = (1 + \theta_i t)^{-\alpha}$, $i = 1, 2, \dots, L$.

First note that for the described system, we have

$$\int_0^\infty \lim_{\delta \rightarrow 0} \frac{A_{\mathbf{m}}^{(i)}(t, \delta)}{\delta} dt = \sum_{j_1=0}^{n_1-m_1} \dots \sum_{j_i=0}^{n_i-m_i-1} \dots \sum_{j_L=0}^{n_L-m_L} (-1)^{j_1+\dots+j_L} \binom{n_1-m_1}{j_1} \dots \binom{n_i-m_i-1}{j_i} \dots \binom{n_L-m_L}{j_L} \\ \times \frac{\theta_i}{\theta_i(m_i + j_i + 1) + \sum_{l=1, l \neq i}^L \theta_l(m_l + j_l)}$$

By replacing these expressions in (17), $E(X_i(T)), i = 1, 2, 3$ are obtained.

Let $\theta = (0.4, 0.2, 0.3)$, $\mathbf{c} = (1.5, 2, 3)$, $\mathbf{c}^* = (0.3, 0.75, 1)$, $c^{**} = 8$, and $\alpha = 2$. The values of the mean cost rate function $Cost_3$ are obtained for all combinations of n_1, n_2 , and n_3 , such that $n_1 \in \{1, 2\}, n_2 \in \{1, 2, 3\}$, and $n_3 \in \{1, 2, 3\}$. Also, under the age replacement strategy in $\tau = 1$, the values of mean cost rate function $Cost_4$ are calculated for different values n_1, n_2 and n_3 .

For computing $Cost_4(\tau)$, we use the following simplified expressions:

$$E(N_i(\tau)|T > \tau) = \frac{1}{\bar{F}_T(\tau)} \sum_{j_1=0}^{n_1-1} \sum_{j_2=0}^{n_2-1} \sum_{j_3=0}^{n_3-1} j_i \binom{n_1}{j_1} \binom{n_2}{j_2} \binom{n_3}{j_3} \sum_{b_1=0}^{j_1} \sum_{b_2=0}^{j_2} \sum_{b_3=0}^{j_3} (-1)^{b_1+b_2+b_3} \\ \left(\binom{j_1}{b_1} \binom{j_2}{b_2} \binom{j_3}{b_3} \right) [1 + \theta_1 \tau(n_1 - j_1 + b_1) + \theta_2 \tau(n_2 - j_2 + b_2) + \theta_3 \tau(n_3 - j_3 + b_3)]^{-\alpha}, \quad i = 1, 2, 3,$$

where

$$\bar{F}_T(\tau) = \sum_{l_1=1}^{n_1} \sum_{l_2=1}^{n_2} \sum_{l_3=1}^{n_3} \sum_{i_1=0}^{n_1-l_1} \sum_{i_2=0}^{n_2-l_2} \sum_{i_3=0}^{n_3-l_3} (-1)^{i_1+i_2+i_3} \binom{n_1}{l_1} \binom{n_2}{l_2} \binom{n_3}{l_3} \binom{n_1-l_1}{i_1} \binom{n_2-l_2}{i_2} \binom{n_3-l_3}{i_3} \\ (1 + \theta_1 \tau(i_1 + l_1) + \theta_2 \tau(i_2 + l_2) + \theta_3 \tau(i_3 + l_3))^{-\alpha}.$$

Also, we obtain $E(X_i(T)|T \leq \tau), i = 1, 2, 3$ by placing the following quantity in (19),

$$\int_0^\tau \lim_{\delta \rightarrow 0} \frac{1}{\delta} A_{\mathbf{m},1}^{(i)}(s, s + \delta, \tau) ds = \sum_{j_1=0}^{n_1-m_1} \dots \sum_{j_i=0}^{n_i-m_i-1} \dots \sum_{j_L=0}^{n_L-m_L} (-1)^{j_1+\dots+j_L} \binom{n_1-m_1}{j_1} \dots \binom{n_i-m_i-1}{j_i} \dots \binom{n_L-m_L}{j_L} \\ \times \sum_{d_1=0}^{m_1-l_1} \dots \sum_{d_i=0}^{m_i-l_i} \dots \sum_{d_L=0}^{m_L-l_L} (-1)^{d_1+\dots+d_L} \binom{m_1-l_1}{d_1} \dots \binom{m_L-l_L}{d_L} \\ \times \frac{\theta_i [(1 + \tau(\sum_{k=1}^L \theta_k(l_k + d_k)))^{-\alpha} - (1 + \tau(\theta_i(m_i + j_i + 1) + \sum_{k=1, k \neq i}^L \theta_k(m_k + j_k)))^{-\alpha}]}{\theta_i(m_i - l_i + j_i - d_i + 1) + \sum_{k=1, k \neq i}^L \theta_k(m_k - l_k + j_k - d_k)}.$$

The results are given in Table 9. It is seen from the results that based on objective function $Cost_3(\cdot)$ the optimal series-parallel system has $n_1 = 2, n_2 = 3, n_3 = 2$ components. Since the reliability of the second type is greater than the other two types, it is expected that more components for the second subsystem lead to a reduction in the mean cost rate of system failure. Also, $n_1 = 2, n_2 = 2, n_3 = 2$ are the optimal number of components in the subsystems so as to minimize the average cost rate of the age replacement policy.

Table 9: The values of $Cost_3(\mathbf{n})$ and $Cost_4(\mathbf{n})$ in Example 3.1

n_1	n_2	n_3	$Cost_3(n_1, n_2, n_3)$	$Cost_4(n_1, n_2, n_3)$
1	1	1	10.3750	18.2784
1	1	2	9.6460	18.6515
1	1	3	10.0967	21.2331
1	2	1	9.7277	18.1732
1	2	2	8.8857	18.1463
1	2	3	9.1886	20.4388
1	3	1	10.0842	19.8532
1	3	2	9.0989	19.5615
1	3	3	9.3157	21.7702
2	1	1	8.7073	16.2100
2	1	2	7.9885	16.1742
2	1	3	8.2879	18.3280
2	2	1	8.0593	15.8127
2	2	2	7.4747	12.2278
2	2	3	7.4835	13.5080
2	3	1	8.2888	17.1959
2	3	2	7.4068	13.0874
2	3	3	7.5279	14.2977

4 Conclusions

In this paper, we studied the optimal number of redundancy allocation in an n -component coherent system consists of heterogeneous components. We assumed that the system has been built up of L different types of components, $L \geq 1$, where there are n_i components of type i and $\sum_{i=1}^L n_i = n$. We assumed that the components of the different types in the system are statistically dependent. The system reliability function was modeled by the notion of survival signature in terms of a given survival copula function. We further assumed M_i components available as spares for the components of type i . We investigated the number of active redundant components v_i , $n_i v_i \leq M_i$, that can be added to each component of type i such that the imposed cost functions are minimized, $i = 1, \dots, L$. We first proposed a cost function in terms of the costs of renewing the failed components and the costs of refreshing the alive components at the time of the system failure. In the sequel, we proposed an cost-based function in terms of the costs of the renewing (refreshing) the failed (alive) components at the system failure time or at a predetermined time τ , whichever occurs first. In the last part of the paper, we studied under the settings of the first part, the particular case that the system is a series-parallel system. We derived the formulas for the proposed cost functions and using them investigated the optimal number of the components in each parallel subsystem. The expressions for the proposed cost functions were derived using the mixture representation of the system reliability function based on the notion of survival signature. The results were examined numerically for some particular coherent systems. The proposed mean cost rate functions simultaneously consider the cost of the system and its $MTTF$ (which is directly related to its reliability). Hence this optimization problem can be viewed as a bi-objective reliability-redundancy allocation problem but with a more comfortable setup.

In this study, we considered the general case that the components of the same group are exchangeable and the components of different groups are dependent. Although these assumptions are more realistic and hence increase the range of applications of our results, however, obviously lead to the complexity of the formulas. Even a more realistic case is the situation that the components in each group are dependent in a more general sense than that of exchangeability. Developing results in this direction may be considered as a future study. Here, we presumed the active redundancy for components. Allocating the other variants of spares, i.e., cold and warm standby, for coherent systems may be investigated as some interesting problems for future studies.

Acknowledgments:

We would like to thank Associate Editor and two anonymous reviewers for their constructive comments and suggestions which led to improvements of the presentation of the paper. Asadi's research work was performed in IPM Isfahan branch and was in part supported by a grant from IPM (No. 1400620212).

Appendix

Proof of Theorem 2.3

Define the events M , N^c and L^c as follows

$$\begin{aligned} M &\equiv \{T_1^{(1)} > t, \dots, T_{m_1}^{(1)} > t, T_2^{(i)} > t, \dots, T_{m_i+1}^{(i)} > t, T_1^{(L)} > t, \dots, T_{m_L}^{(L)} > t\} \\ N^c &\equiv \{T_{m_1+1}^{(1)} < t, \dots, T_{n_1}^{(1)} < t, T_{m_i+2}^{(i)} < t, \dots, T_{n_i}^{(i)} < t, T_{m_L+1}^{(L)} < t, \dots, T_{n_L}^{(L)} < t\} \\ L^c &\equiv \{t < T_1^{(i)} < t + \delta\}. \end{aligned}$$

Then $A_{\mathbf{m}}(t, \delta)$ equals to the following

$$A_{\mathbf{m}}^{(i)}(t, \delta) = P(M \cap N^c \cap L^c) = P(M) - P(M \cap N) - P(M \cap L) + P(M \cap N \cap L). \quad (20)$$

Evidently, we have

$$P(M) = \hat{C}(\underbrace{\bar{F}_1(t)}_{m_1}, \underbrace{1}_{n_1-m_1}, \dots, \underbrace{\bar{F}_i(t)}_{m_i+1}, \underbrace{1}_{n_i-m_i-1}, \dots, \underbrace{\bar{F}_L(t)}_{m_L}, \underbrace{1}_{n_L-m_L})$$

and

$$P(M \cap L) = \hat{C}(\underbrace{\bar{F}_1(t)}_{m_1}, \underbrace{1}_{n_1-m_1}, \dots, \underbrace{\bar{F}_i(t)}_{m_i}, \underbrace{\bar{F}_i(t+\delta)}_{n_i-m_i-1}, \dots, \underbrace{\bar{F}_L(t)}_{m_L}, \underbrace{1}_{n_L-m_L}).$$

Note that we can write

$$N = \cup_{j=m_1+1}^{n_1} \{T_j^{(1)} > t\} \cup \dots \cup_{j=m_i+2}^{n_i} \{T_j^{(i)} > t\} \cup \dots \cup_{j=m_L+1}^{n_L} \{T_j^{(L)} > t\}.$$

Therefore, we can easily see that

$$\begin{aligned}
& P(M \cap N) \\
&= \sum_{l=1}^{n-\sum_{i=1}^L m_i-1} (-1)^{l+1} \sum_{\substack{j_1=0 \\ \dots \\ j_L=0 \\ j_1+\dots+j_L=l}}^{n_1-m_1} \dots \sum_{j_i=0}^{n_i-m_i-1} \dots \sum_{j_L=0}^{n_L-m_L} \binom{n_1-m_1}{j_1} \dots \binom{n_i-m_i-1}{j_i} \dots \binom{n_L-m_L}{j_L} \\
&\quad \times \hat{C}(\underbrace{\bar{F}_1(t)}_{m_1+j_1}, \underbrace{1}_{n_1-m_1-j_1}, \dots, \underbrace{\bar{F}_i(t)}_{m_i+j_i+1}, \underbrace{1}_{n_i-m_i-j_i-1}, \dots, \underbrace{\bar{F}_L(t)}_{m_L+j_L}, \underbrace{1}_{n_L-m_L-j_L}).
\end{aligned}$$

If we subtract $P(M)$ from both sides of this equation, then we have

$$\begin{aligned}
& P(M \cap N) - P(M) \\
&= \sum_{l=1}^{n-\sum_{i=1}^L m_i-1} (-1)^{l+1} \sum_{\substack{j_1=0 \\ \dots \\ j_L=0 \\ j_1+\dots+j_L=l}}^{n_1-m_1} \dots \sum_{j_i=0}^{n_i-m_i-1} \dots \sum_{j_L=0}^{n_L-m_L} \binom{n_1-m_1}{j_1} \dots \binom{n_i-m_i-1}{j_i} \dots \binom{n_L-m_L}{j_L} \\
&\quad \times \hat{C}(\underbrace{\bar{F}_1(t)}_{m_1+j_1}, \underbrace{1}_{n_1-m_1-j_1}, \dots, \underbrace{\bar{F}_i(t)}_{m_i+j_i+1}, \underbrace{1}_{n_i-m_i-j_i-1}, \dots, \underbrace{\bar{F}_L(t)}_{m_L+j_L}, \underbrace{1}_{n_L-m_L-j_L}) \\
&\quad - [\hat{C}(\underbrace{\bar{F}_1(t)}_{m_1}, \underbrace{1}_{n_1-m_1}, \dots, \underbrace{\bar{F}_i(t)}_{m_i+1}, \underbrace{1}_{n_i-m_i-1}, \dots, \underbrace{\bar{F}_L(t)}_{m_L}, \underbrace{1}_{n_L-m_L})] \\
&= \sum_{l=0}^{n-\sum_{i=1}^L m_i-1} (-1)^{l+1} \sum_{\substack{j_1=0 \\ \dots \\ j_L=0 \\ j_1+\dots+j_L=l}}^{n_1-m_1} \dots \sum_{j_i=0}^{n_i-m_i-1} \dots \sum_{j_L=0}^{n_L-m_L} \binom{n_1-m_1}{j_1} \dots \binom{n_i-m_i-1}{j_i} \dots \binom{n_L-m_L}{j_L} \\
&\quad \times \hat{C}(\underbrace{\bar{F}_1(t)}_{m_1+j_1}, \underbrace{1}_{n_1-m_1-j_1}, \dots, \underbrace{\bar{F}_i(t)}_{m_i+j_i+1}, \underbrace{1}_{n_i-m_i-j_i-1}, \dots, \underbrace{\bar{F}_L(t)}_{m_L+j_L}, \underbrace{1}_{n_L-m_L-j_L}) \\
&= \sum_{j_1=0}^{n_1-m_1} \dots \sum_{j_i=0}^{n_i-m_i-1} \dots \sum_{j_L=0}^{n_L-m_L} (-1)^{j_1+\dots+j_L+1} \binom{n_1-m_1}{j_1} \dots \binom{n_i-m_i-1}{j_i} \dots \binom{n_L-m_L}{j_L} \\
&\quad \times \hat{C}(\underbrace{\bar{F}_1(t)}_{m_1+j_1}, \underbrace{1}_{n_1-m_1-j_1}, \dots, \underbrace{\bar{F}_i(t)}_{m_i+j_i+1}, \underbrace{1}_{n_i-m_i-j_i-1}, \dots, \underbrace{\bar{F}_L(t)}_{m_L+j_L}, \underbrace{1}_{n_L-m_L-j_L}). \tag{21}
\end{aligned}$$

Similarly, we have

$$\begin{aligned}
& P(M \cap N \cap L) \\
&= \sum_{l=1}^{n-\sum_{i=1}^L m_i-1} (-1)^{l+1} \sum_{\substack{j_1=0 \\ \dots \\ j_L=0 \\ j_1+\dots+j_L=l}}^{n_1-m_1} \dots \sum_{j_i=0}^{n_i-m_i-1} \dots \sum_{j_L=0}^{n_L-m_L} \binom{n_1-m_1}{j_1} \dots \binom{n_i-m_i-1}{j_i} \dots \binom{n_L-m_L}{j_L} \\
&\quad \times \hat{C}(\underbrace{\bar{F}_1(t)}_{m_1+j_1}, \underbrace{1}_{n_1-m_1-j_1}, \dots, \underbrace{\bar{F}_i(t)}_{m_i+j_i}, \underbrace{\bar{F}_i(t+\delta)}_{m_i+j_i}, \underbrace{1}_{n_i-m_i-j_i-1}, \dots, \underbrace{\bar{F}_L(t)}_{m_L+j_L}, \underbrace{1}_{n_L-m_L-j_L}).
\end{aligned}$$

$$\begin{aligned}
& P(M \cap N \cap L) - P(M \cap L) \\
&= \sum_{l=0}^{n-\sum_{i=1}^L m_i-1} (-1)^{l+1} \sum_{j_1=0}^{n_1-m_1} \cdots \sum_{\substack{j_i=0 \\ j_1+\dots+j_L=l}}^{n_i-m_i-1} \cdots \sum_{j_L=0}^{n_L-m_L} \binom{n_1-m_1}{j_1} \cdots \binom{n_i-m_i-1}{j_i} \cdots \binom{n_L-m_L}{j_L} \\
&\quad \times \hat{C}(\underbrace{\bar{F}_1(t)}_{m_1+j_1}, \underbrace{1}_{n_1-m_1-j_1}, \dots, \underbrace{\bar{F}_i(t)}_{m_i+j_i}, \underbrace{\bar{F}_i(t+\delta)}_{n_i-m_i-j_i-1}, \dots, \underbrace{\bar{F}_L(t)}_{m_L+j_L}, \underbrace{1}_{n_L-m_L-j_L}) \\
&= \sum_{j_1=0}^{n_1-m_1} \cdots \sum_{j_i=0}^{n_i-m_i-1} \cdots \sum_{j_L=0}^{n_L-m_L} (-1)^{j_1+\dots+j_L+1} \binom{n_1-m_1}{j_1} \cdots \binom{n_i-m_i-1}{j_i} \cdots \binom{n_L-m_L}{j_L} \\
&\quad \times \hat{C}(\underbrace{\bar{F}_1(t)}_{m_1+j_1}, \underbrace{1}_{n_1-m_1-j_1}, \dots, \underbrace{\bar{F}_i(t)}_{m_i+j_i}, \underbrace{\bar{F}_i(t+\delta)}_{n_i-m_i-j_i-1}, \dots, \underbrace{\bar{F}_L(t)}_{m_L+j_L}, \underbrace{1}_{n_L-m_L-j_L}). \tag{22}
\end{aligned}$$

Then replacing (21) and (22) in (20) we have

$$\begin{aligned}
A_{\mathbf{m}}^{(i)}(t, \delta) &= - \sum_{j_1=0}^{n_1-m_1} \cdots \sum_{j_i=0}^{n_i-m_i-1} \cdots \sum_{j_L=0}^{n_L-m_L} (-1)^{j_1+\dots+j_L+1} \binom{n_1-m_1}{j_1} \cdots \binom{n_i-m_i-1}{j_i} \cdots \binom{n_L-m_L}{j_L} \\
&\quad \times \hat{C}(\underbrace{\bar{F}_1(t)}_{m_1+j_1}, \underbrace{1}_{n_1-m_1-j_1}, \dots, \underbrace{\bar{F}_i(t)}_{m_i+j_i+1}, \underbrace{1}_{n_i-m_i-j_i-1}, \dots, \underbrace{\bar{F}_L(t)}_{m_L+j_L}, \underbrace{1}_{n_L-m_L-j_L}) \\
&+ \sum_{j_1=0}^{n_1-m_1} \cdots \sum_{j_i=0}^{n_i-m_i-1} \cdots \sum_{j_L=0}^{n_L-m_L} (-1)^{j_1+\dots+j_L+1} \binom{n_1-m_1}{j_1} \cdots \binom{n_i-m_i-1}{j_i} \cdots \binom{n_L-m_L}{j_L} \\
&\quad \times \hat{C}(\underbrace{\bar{F}_1(t)}_{m_1+j_1}, \underbrace{1}_{n_1-m_1-j_1}, \dots, \underbrace{\bar{F}_i(t)}_{m_i+j_i}, \underbrace{\bar{F}_i(t+\delta)}_{n_i-m_i-j_i-1}, \dots, \underbrace{\bar{F}_L(t)}_{m_L+j_L}, \underbrace{1}_{n_L-m_L-j_L}) \\
&= \sum_{j_1=0}^{n_1-m_1} \cdots \sum_{j_i=0}^{n_i-m_i-1} \cdots \sum_{j_L=0}^{n_L-m_L} (-1)^{j_1+\dots+j_L} \binom{n_1-m_1}{j_1} \cdots \binom{n_i-m_i-1}{j_i} \cdots \binom{n_L-m_L}{j_L} \\
&\quad \times \left[\hat{C}(\underbrace{\bar{F}_1(t)}_{m_1+j_1}, \underbrace{1}_{n_1-m_1-j_1}, \dots, \underbrace{\bar{F}_i(t)}_{m_i+j_i+1}, \underbrace{1}_{n_i-m_i-j_i-1}, \dots, \underbrace{\bar{F}_L(t)}_{m_L+j_L}, \underbrace{1}_{n_L-m_L-j_L}) \right. \\
&\quad \left. - \hat{C}(\underbrace{\bar{F}_1(t)}_{m_1+j_1}, \underbrace{1}_{n_1-m_1-j_1}, \dots, \underbrace{\bar{F}_i(t)}_{m_i+j_i}, \underbrace{\bar{F}_i(t+\delta)}_{n_i-m_i-j_i-1}, \dots, \underbrace{\bar{F}_L(t)}_{m_L+j_L}, \underbrace{1}_{n_L-m_L-j_L}) \right]
\end{aligned}$$

□

Proof of Theorem 2.5:

Let us define the following events

$$\begin{aligned}
M &\equiv \{T_1^{(j)} > \tau, \dots, T_{l_j}^{(j)} > \tau, T_{l_j+1}^{(j)} > s, \dots, T_{m_j}^{(j)} > s, \text{ for } j = 1, \dots, L, j \neq i \\
&\quad, T_1^{(i)} > \tau, \dots, T_{l_i}^{(i)} > \tau, T_{l_i+1}^{(i)} > s, \dots, T_{m_i+1}^{(i)} > s\} \\
N^c &\equiv \{T_{m_j+1}^{(j)} < s, \dots, T_{n_j}^{(j)} < s, \text{ for } j = 1, \dots, L, j \neq i, T_{m_i+2}^{(i)} < s, \dots, T_{n_i}^{(i)} < s\} \\
L^c &\equiv \{T_{l_j+1}^{(j)} < \tau, \dots, T_{m_j}^{(j)} < \tau, \text{ for } j = 1, \dots, L\} \\
K^c &\equiv \{T_{m_i+1}^{(i)} < s + \delta\}.
\end{aligned}$$

Hence,

$$\begin{aligned}
A_{\mathbf{m},1}^{(i)}(s, s + \delta, \tau) &= P(M \cap N^c \cap L^c \cap K^c) \\
&= P(M) - P(M \cap N) - P(M \cap L) - P(M \cap K) + P(M \cap N \cap L) + P(M \cap N \cap K) \\
&\quad + P(M \cap K \cap L) - P(M \cap N \cap L \cap K).
\end{aligned} \tag{23}$$

It can be easily shown that

$$\begin{aligned}
P(M) &= \hat{C}(\underbrace{\bar{F}_j(\tau)}_{l_j}, \underbrace{\bar{F}_j(s)}_{m_j-l_j}, \underbrace{1}_{n_j-m_j}, \text{ for } j = 1, \dots, L, j \neq i, \underbrace{\bar{F}_i(\tau)}_{l_i}, \underbrace{\bar{F}_i(s)}_{m_i-l_i+1}, \underbrace{1}_{n_i-m_i-1}), \\
P(M \cap K) &= P(M \cap \{T_{m_i+1}^{(i)} > s + \delta\}) \\
&= \hat{C}(\underbrace{\bar{F}_j(\tau)}_{l_j}, \underbrace{\bar{F}_j(s)}_{m_j-l_j}, \underbrace{1}_{n_j-m_j}, \text{ for } j = 1, \dots, L, j \neq i, \underbrace{\bar{F}_i(\tau)}_{l_i}, \underbrace{\bar{F}_i(s)}_{m_i-l_i}, \underbrace{\bar{F}_i(s + \delta)}_{n_i-m_i-1}, \underbrace{1}_{n_i-m_i-1}).
\end{aligned}$$

Note also that, the event N (the complement of N^c) can be represented as

$$N = \bigcup_{j=1, j \neq i}^L \bigcup_{k_j=m_j+1}^{n_j} \{T_{k_j}^{(j)} > s\} \cup \bigcup_{k_i=m_i+2}^{n_i} \{T_{k_i}^{(i)} > s\},$$

Thus, we get

$$\begin{aligned}
P(M \cap N) &= \sum_{l=1}^{n-\sum_{i=1}^L m_i-1} (-1)^{l+1} \sum_{r_1=0}^{n_1-m_1} \dots \sum_{\substack{r_i=0 \\ r_1+\dots+r_L=l}}^{n_i-m_i-1} \dots \sum_{r_L=0}^{n_L-m_L} \binom{n_1-m_1}{r_1} \dots \binom{n_i-m_i-1}{r_i} \dots \binom{n_L-m_L}{r_L} \\
&\quad \times \hat{C}(\underbrace{\bar{F}_j(\tau)}_{l_j}, \underbrace{\bar{F}_j(s)}_{m_j-l_j+r_j}, \underbrace{1}_{n_j-m_j-r_j}, \text{ for } j = 1, \dots, L, j \neq i, \underbrace{\bar{F}_i(\tau)}_{l_i}, \underbrace{\bar{F}_i(s)}_{m_i-l_i+r_i+1}, \underbrace{1}_{n_i-m_i-r_i-1})
\end{aligned}$$

$$\begin{aligned}
P(M \cap N) - P(M) &= \sum_{l=0}^{n-\sum_{i=1}^L m_i-1} (-1)^{l+1} \sum_{r_1=0}^{n_1-m_1} \dots \sum_{\substack{r_i=0 \\ r_1+\dots+r_L=l}}^{n_i-m_i-1} \dots \sum_{r_L=0}^{n_L-m_L} \binom{n_1-m_1}{r_1} \dots \binom{n_i-m_i-1}{r_i} \dots \binom{n_L-m_L}{r_L} \\
&\quad \times \hat{C}(\underbrace{\bar{F}_j(\tau)}_{l_j}, \underbrace{\bar{F}_j(s)}_{m_j-l_j+r_j}, \underbrace{1}_{n_j-m_j-r_j}, \text{ for } j = 1, \dots, L, j \neq i, \underbrace{\bar{F}_i(\tau)}_{l_i}, \underbrace{\bar{F}_i(s)}_{m_i-l_i+r_i+1}, \underbrace{1}_{n_i-m_i-r_i-1}) \\
&= \sum_{r_1=0}^{n_1-m_1} \dots \sum_{r_i=0}^{n_i-m_i-1} \dots \sum_{r_L=0}^{n_L-m_L} (-1)^{r_1+\dots+r_L+1} \binom{n_1-m_1}{r_1} \dots \binom{n_i-m_i-1}{r_i} \dots \binom{n_L-m_L}{r_L} \\
&\quad \times \hat{C}(\underbrace{\bar{F}_j(\tau)}_{l_j}, \underbrace{\bar{F}_j(s)}_{m_j-l_j+r_j}, \underbrace{1}_{n_j-m_j-r_j}, \text{ for } j = 1, \dots, L, j \neq i, \underbrace{\bar{F}_i(\tau)}_{l_i}, \underbrace{\bar{F}_i(s)}_{m_i-l_i+r_i+1}, \underbrace{1}_{n_i-m_i-r_i-1})
\end{aligned}$$

and

$$\begin{aligned}
& P(M \cap N \cap K) \\
&= \sum_{l=1}^{n-\sum_{i=1}^L m_i-1} (-1)^{l+1} \sum_{\substack{r_1=0 \\ r_1+\dots+r_L=l}}^{n_1-m_1} \dots \sum_{\substack{r_i=0 \\ r_1+\dots+r_L=l}}^{n_i-m_i-1} \dots \sum_{r_L=0}^{n_L-m_L} \binom{n_1-m_1}{r_1} \dots \binom{n_i-m_i-1}{r_i} \dots \binom{n_L-m_L}{r_L} \\
&\quad \times \hat{C}(\underbrace{\bar{F}_j(\tau)}_{l_j}, \underbrace{\bar{F}_j(s)}_{m_j-l_j+r_j}, \underbrace{1}_{n_j-m_j-r_j}, \text{ for } j=1, \dots, L, j \neq i, \underbrace{\bar{F}_i(\tau)}_{l_i}, \underbrace{\bar{F}_i(s)}_{m_i-l_i+r_i}, \underbrace{\bar{F}_i(s+\delta)}_{n_i-m_i-r_i-1}, \underbrace{1}_{n_i-m_i-r_i-1}) \\
&= \sum_{l=0}^{n-\sum_{i=1}^L m_i-1} (-1)^{l+1} \sum_{\substack{r_1=0 \\ r_1+\dots+r_L=l}}^{n_1-m_1} \dots \sum_{\substack{r_i=0 \\ r_1+\dots+r_L=l}}^{n_i-m_i-1} \dots \sum_{r_L=0}^{n_L-m_L} \binom{n_1-m_1}{r_1} \dots \binom{n_i-m_i-1}{r_i} \dots \binom{n_L-m_L}{r_L} \\
&\quad \times \hat{C}(\underbrace{\bar{F}_j(\tau)}_{l_j}, \underbrace{\bar{F}_j(s)}_{m_j-l_j+r_j}, \underbrace{1}_{n_j-m_j-r_j}, \text{ for } j=1, \dots, L, j \neq i, \underbrace{\bar{F}_i(\tau)}_{l_i}, \underbrace{\bar{F}_i(s)}_{m_i-l_i+r_i}, \underbrace{\bar{F}_i(s+\delta)}_{n_i-m_i-r_i-1}, \underbrace{1}_{n_i-m_i-r_i-1}) + P(M \cap K).
\end{aligned}$$

Similarly, we have $L = \left\{ \cup_{j=1}^L \cup_{k_j=l_j+1}^{m_j} \{T_{k_j}^{(j)} > \tau\} \right\}$. Therefore, we get

$$\begin{aligned}
P(M \cap L) &= \sum_{y=1}^{\sum_{j=1}^L (m_j-l_j)} (-1)^{y+1} \sum_{\substack{d_1=0 \\ d_1+\dots+d_L=y}}^{m_1-l_1} \dots \sum_{d_L=0}^{m_L-l_L} \binom{m_1-l_1}{d_1} \dots \binom{m_L-l_L}{d_L} \\
&\quad \times \hat{C}(\underbrace{\bar{F}_j(\tau)}_{l_j+d_j}, \underbrace{\bar{F}_j(s)}_{m_j-l_j-d_j}, \underbrace{1}_{n_j-m_j}, \text{ for } j=1, \dots, L, j \neq i, \underbrace{\bar{F}_i(\tau)}_{l_i+d_i}, \underbrace{\bar{F}_i(s)}_{m_i-l_i-d_i+1}, \underbrace{1}_{n_i-m_i-1}),
\end{aligned}$$

and

$$\begin{aligned}
& P(M \cap L \cap K) \\
&= \sum_{l=1}^{\sum_{j=1}^L (m_j-l_j)} (-1)^{l+1} \sum_{\substack{r_1=0 \\ r_1+\dots+r_L=l}}^{n_1-m_1} \dots \sum_{\substack{r_i=0 \\ r_1+\dots+r_L=l}}^{n_i-m_i-1} \dots \sum_{r_L=0}^{n_L-m_L} \binom{n_1-m_1}{r_1} \dots \binom{n_i-m_i-1}{r_i} \dots \binom{n_L-m_L}{r_L} \\
&\quad \times \hat{C}(\underbrace{\bar{F}_j(\tau)}_{l_j+r_j}, \underbrace{\bar{F}_j(s)}_{m_j-l_j-r_j}, \underbrace{1}_{n_j-m_j}, \text{ for } j=1, \dots, L, j \neq i, \underbrace{\bar{F}_i(\tau)}_{l_i+r_i}, \underbrace{\bar{F}_i(s)}_{m_i-l_i-r_i}, \underbrace{\bar{F}_i(s+\delta)}_{n_i-m_i-1}, \underbrace{1}_{n_i-m_i-1})
\end{aligned}$$

Also, after some manipulations, one can verify that $P(M \cap N \cap L)$ and $P(M \cap N \cap L \cap K)$ can be

written, respectively, as

$$\begin{aligned}
& P(M \cap N \cap L) \\
&= \sum_{l=1}^{n-\sum_{j=1}^L m_j-1} (-1)^{l+1} \sum_{r_1=0}^{n_1-m_1} \cdots \sum_{\substack{r_i=0 \\ r_1+\dots+r_L=l}}^{n_i-m_i-1} \cdots \sum_{r_L=0}^{n_L-m_L} \binom{n_1-m_1}{r_1} \cdots \binom{n_i-m_i-1}{r_i} \cdots \binom{n_L-m_L}{r_L} \\
&\times \sum_{y=1}^{\sum_{j=1}^L (m_j-l_j)} (-1)^{y+1} \sum_{d_1=0}^{m_1-l_1} \cdots \sum_{\substack{d_L=0 \\ d_1+\dots+d_L=y}}^{m_L-l_L} \binom{m_1-l_1}{d_1} \cdots \binom{m_L-l_L}{d_L} \\
&\times \hat{C}(\underbrace{\bar{F}_j(\tau)}_{l_j+d_j}, \underbrace{\bar{F}_j(s)}_{m_j-l_j+r_j-d_j}, \underbrace{1}_{n_j-m_j-r_j}, \text{ for } j=1, \dots, L, j \neq i, \underbrace{\bar{F}_i(\tau)}_{l_i+d_i}, \underbrace{\bar{F}_i(s)}_{m_i-l_i+r_i+1-d_i}, \underbrace{1}_{n_i-m_i-r_i-1}) \\
&= \sum_{l=0}^{n-\sum_{j=1}^L m_j-1} (-1)^{l+1} \sum_{r_1=0}^{n_1-m_1} \cdots \sum_{\substack{r_i=0 \\ r_1+\dots+r_L=l}}^{n_i-m_i-1} \cdots \sum_{r_L=0}^{n_L-m_L} \binom{n_1-m_1}{r_1} \cdots \binom{n_i-m_i-1}{r_i} \cdots \binom{n_L-m_L}{r_L} \\
&\times \sum_{y=1}^{\sum_{j=1}^L (m_j-l_j)} (-1)^{y+1} \sum_{d_1=0}^{m_1-l_1} \cdots \sum_{\substack{d_L=0 \\ d_1+\dots+d_L=y}}^{m_L-l_L} \binom{m_1-l_1}{d_1} \cdots \binom{m_L-l_L}{d_L} \\
&\times \hat{C}(\underbrace{\bar{F}_j(\tau)}_{l_j+d_j}, \underbrace{\bar{F}_j(s)}_{m_j-l_j+r_j-d_j}, \underbrace{1}_{n_j-m_j-r_j}, \text{ for } j=1, \dots, L, j \neq i, \underbrace{\bar{F}_i(\tau)}_{l_i+d_i}, \underbrace{\bar{F}_i(s)}_{m_i-l_i+r_i+1-d_i}, \underbrace{1}_{n_i-m_i-r_i-1}) + P(M \cap L) \\
&= \sum_{l=0}^{n-\sum_{j=1}^L m_j-1} (-1)^{l+1} \sum_{r_1=0}^{n_1-m_1} \cdots \sum_{\substack{r_i=0 \\ r_1+\dots+r_L=l}}^{n_i-m_i-1} \cdots \sum_{r_L=0}^{n_L-m_L} \binom{n_1-m_1}{r_1} \cdots \binom{n_i-m_i-1}{r_i} \cdots \binom{n_L-m_L}{r_L} \\
&\times \sum_{y=0}^{\sum_{j=1}^L (m_j-l_j)} (-1)^{y+1} \sum_{d_1=0}^{m_1-l_1} \cdots \sum_{\substack{d_L=0 \\ d_1+\dots+d_L=y}}^{m_L-l_L} \binom{m_1-l_1}{d_1} \cdots \binom{m_L-l_L}{d_L} \\
&\times \hat{C}(\underbrace{\bar{F}_j(\tau)}_{l_j+d_j}, \underbrace{\bar{F}_j(s)}_{m_j-l_j+r_j-d_j}, \underbrace{1}_{n_j-m_j-r_j}, \text{ for } j=1, \dots, L, j \neq i, \underbrace{\bar{F}_i(\tau)}_{l_i+d_i}, \underbrace{\bar{F}_i(s)}_{m_i-l_i+r_i+1-d_i}, \underbrace{1}_{n_i-m_i-r_i-1}) \\
&+ \sum_{l=0}^{n-\sum_{i=1}^L m_i-1} (-1)^{l+1} \sum_{r_1=0}^{n_1-m_1} \cdots \sum_{\substack{r_i=0 \\ r_1+\dots+r_L=l}}^{n_i-m_i-1} \cdots \sum_{r_L=0}^{n_L-m_L} \binom{n_1-m_1}{r_1} \cdots \binom{n_i-m_i-1}{r_i} \cdots \binom{n_L-m_L}{r_L} \\
&\times \hat{C}(\underbrace{\bar{F}_j(\tau)}_{l_j}, \underbrace{\bar{F}_j(s)}_{m_j-l_j+r_j}, \underbrace{1}_{n_j-m_j-r_j}, \text{ for } j=1, \dots, L, j \neq i, \underbrace{\bar{F}_i(\tau)}_{l_i}, \underbrace{\bar{F}_i(s)}_{m_i-l_i+r_i+1}, \underbrace{1}_{n_i-m_i-r_i}) + P(M \cap L).
\end{aligned}$$

and

$$\begin{aligned}
& P(M \cap N \cap L \cap K) \\
&= \sum_{l=1}^{n-\sum_{j=1}^L m_j-1(t)} (-1)^{l+1} \sum_{\substack{r_1=0 \\ r_1+\dots+r_L=l}}^{n_1-m_1} \dots \sum_{\substack{r_i=0 \\ r_1+\dots+r_L=l}}^{n_i-m_i-1} \dots \sum_{r_L=0}^{n_L-m_L} \binom{n_1-m_1}{r_1} \dots \binom{n_i-m_i-1}{r_i} \dots \binom{n_L-m_L}{r_L} \\
&\times \sum_{y=1}^{\sum_{i=1}^L (m_i-l_i)} (-1)^{y+1} \sum_{\substack{d_1=0 \\ d_1+\dots+d_L=y}}^{m_1-l_1} \dots \sum_{d_L=0}^{m_L-l_L} \binom{m_1-l_1}{d_1} \dots \binom{m_L-l_L}{d_L} \\
&\times \hat{C}(\underbrace{\bar{F}_j(\tau)}_{l_j+d_j}, \underbrace{\bar{F}_j(s)}_{m_j-l_j+r_j-d_j}, \underbrace{1}_{n_j-m_j-r_j}, \text{ for } j=1, \dots, L, j \neq i, \underbrace{\bar{F}_i(\tau)}_{l_i+d_i}, \underbrace{\bar{F}_i(s)}_{m_i-l_i+r_i-d_i}, \bar{F}_i(s+\delta), \underbrace{1}_{n_i-m_i-r_i-1}) \\
&= \sum_{l=0}^{n-\sum_{j=1}^L m_j-1} (-1)^{l+1} \sum_{\substack{r_1=0 \\ r_1+\dots+r_L=l}}^{n_1-m_1} \dots \sum_{\substack{r_i=0 \\ r_1+\dots+r_L=l}}^{n_i-m_i-1} \dots \sum_{r_L=0}^{n_L-m_L} \binom{n_1-m_1}{r_1} \dots \binom{n_i-m_i-1}{r_i} \dots \binom{n_L-m_L}{r_L} \\
&\times \sum_{y=1}^{\sum_{i=1}^L (m_i-l_i)} (-1)^{y+1} \sum_{\substack{d_1=0 \\ d_1+\dots+d_L=y}}^{m_1-l_1} \dots \sum_{d_L=0}^{m_L-l_L} \binom{m_1-l_1}{d_1} \dots \binom{m_L-l_L}{d_L} \\
&\times \hat{C}(\underbrace{\bar{F}_j}_{l_j+d_j}, \underbrace{\bar{F}_j(s)}_{m_j-l_j+r_j-d_j}, \underbrace{1}_{n_j-m_j-r_j}, \text{ for } j=1, \dots, L, j \neq i, \underbrace{\bar{F}_i(\tau)}_{l_i+d_i}, \underbrace{\bar{F}_i(s)}_{m_i-l_i+r_i-d_i}, \bar{F}_i(s+\delta), \underbrace{1}_{n_i-m_i-r_i-1}) \\
&+ P(M \cap N \cap K) \\
&= \sum_{l=0}^{n-\sum_{j=1}^L m_j-1} (-1)^{l+1} \sum_{\substack{r_1=0 \\ r_1+\dots+r_L=l}}^{n_1-m_1} \dots \sum_{\substack{r_i=0 \\ r_1+\dots+r_L=l}}^{n_i-m_i-1} \dots \sum_{r_L=0}^{n_L-m_L} \binom{n_1-m_1}{r_1} \dots \binom{n_i-m_i-1}{r_i} \dots \binom{n_L-m_L}{r_L} \\
&\times \sum_{y=0}^{\sum_{i=1}^L (m_i-l_i)} (-1)^{y+1} \sum_{\substack{d_1=0 \\ d_1+\dots+d_L=y}}^{m_1-l_1} \dots \sum_{d_L=0}^{m_L-l_L} \binom{m_1-l_1}{d_1} \dots \binom{m_L-l_L}{d_L} \\
&\times \hat{C}(\underbrace{\bar{F}_j(\tau)}_{l_j+d_j}, \underbrace{\bar{F}_j(s)}_{m_j-l_j+r_j-d_j}, \underbrace{1}_{n_j-m_j-r_j}, \text{ for } j=1, \dots, L, j \neq i, \underbrace{\bar{F}_i(\tau)}_{l_i+d_i}, \underbrace{\bar{F}_i(s)}_{m_i-l_i+r_i-d_i}, \bar{F}_i(s+\delta), \underbrace{1}_{n_i-m_i-r_i-1}) \\
&+ \sum_{l=0}^{n-\sum_{j=1}^L m_j-1} (-1)^{l+1} \sum_{\substack{r_1=0 \\ r_1+\dots+r_L=l}}^{n_1-m_1} \dots \sum_{\substack{r_i=0 \\ r_1+\dots+r_L=l}}^{n_i-m_i-1} \dots \sum_{r_L=0}^{n_L-m_L} \binom{n_1-m_1}{r_1} \dots \binom{n_i-m_i-1}{r_i} \dots \binom{n_L-m_L}{r_L} \\
&\times \hat{C}(\underbrace{\bar{F}_j(\tau)}_{l_j}, \underbrace{\bar{F}_j(s)}_{m_j-l_j+r_j}, \underbrace{1}_{n_j-m_j-r_j}, \text{ for } j=1, \dots, L, j \neq i, \underbrace{\bar{F}_i(\tau)}_{l_i}, \underbrace{\bar{F}_i(s)}_{m_i-l_i+r_i}, \bar{F}_i(s+\delta), \underbrace{1}_{n_i-m_i-r_i-1}) \\
&+ P(M \cap N \cap K).
\end{aligned}$$

Finally, by replacing the obtained expressions in (23) we have

$$\begin{aligned}
A_{\mathbf{m},\mathbf{1}}^{(i)}(s, s + \delta, \tau) &= \sum_{l=0}^{n-\sum_{j=1}^L m_j-1} (-1)^{l+1} \sum_{r_1=0}^{n_1-m_1} \dots \sum_{\substack{r_i=0 \\ r_1+\dots+r_L=l}}^{n_i-m_i-1} \dots \sum_{r_L=0}^{n_L-m_L} \binom{n_1-m_1}{r_1} \dots \binom{n_i-m_i-1}{r_i} \dots \binom{n_L-m_L}{r_L} \\
&\dots \binom{n_L-m_L}{r_L} \times \sum_{y=0}^{\sum_{j=1}^L (m_j-l_j)} (-1)^{y+1} \sum_{d_1=0}^{m_1-l_1} \dots \sum_{d_L=0}^{m_L-l_L} \binom{m_1-l_1}{d_1} \dots \binom{m_L-l_L}{d_L} \\
&\times \hat{C}(\underbrace{\bar{F}_j(\tau)}_{l_j+d_j}, \underbrace{\bar{F}_j(s)}_{m_j-l_j+r_j-d_j}, \underbrace{1}_{n_j-m_j-r_j}, \text{ for } j=1, \dots, L, j \neq i, \underbrace{\bar{F}_i(\tau)}_{l_i+d_i}, \underbrace{\bar{F}_i(s)}_{m_i-l_i+r_i+1-d_i}, \underbrace{1}_{n_i-m_i-r_i-1}) \\
&- \sum_{l=0}^{n-\sum_{j=1}^L m_j-1} (-1)^{l+1} \sum_{r_1=0}^{n_1-m_1} \dots \sum_{\substack{r_i=0 \\ r_1+\dots+r_L=l}}^{n_i-m_i-1} \dots \sum_{r_L=0}^{n_L-m_L} \binom{n_1-m_1}{r_1} \dots \binom{n_i-m_i-1}{r_i} \dots \binom{n_L-m_L}{r_L} \\
&\times \sum_{y=0}^{\sum_{i=1}^L (m_i-l_i)} (-1)^{y+1} \sum_{d_1=0}^{m_1-l_1} \dots \sum_{d_L=0}^{m_L-l_L} \binom{m_1-l_1}{d_1} \dots \binom{m_L-l_L}{d_L} \\
&\times \hat{C}(\underbrace{\bar{F}_j(\tau)}_{l_j+d_j}, \underbrace{\bar{F}_j(s)}_{m_j-l_j+r_j-d_j}, \underbrace{1}_{n_j-m_j-r_j}, \text{ for } j=1, \dots, L, j \neq i, \underbrace{\bar{F}_i(\tau)}_{l_i+d_i}, \underbrace{\bar{F}_i(s)}_{m_i-l_i+r_i-d_i}, \underbrace{\bar{F}_i(s+\delta)}_{n_i-m_i-r_i-1}, \underbrace{1}_{n_i-m_i-r_i-1}) \\
&= \sum_{r_1=0}^{n_1-m_1} \dots \sum_{r_i=0}^{n_i-m_i-1} \dots \sum_{r_L=0}^{n_L-m_L} (-1)^{r_1+\dots+r_L} \binom{n_1-m_1}{r_1} \dots \binom{n_i-m_i-1}{r_i} \dots \binom{n_L-m_L}{r_L} \\
&\times \sum_{d_1=0}^{m_1-l_1} \dots \sum_{d_L=0}^{m_L-l_L} (-1)^{d_1+\dots+d_L} \binom{m_1-l_1}{d_1} \dots \binom{m_L-l_L}{d_L} \\
&\times \left[\hat{C}(\underbrace{\bar{F}_j(\tau)}_{l_j+d_j}, \underbrace{\bar{F}_j(s)}_{m_j-l_j+r_j-d_j}, \underbrace{1}_{n_j-m_j-r_j}, \text{ for } j=1, \dots, L, j \neq i, \underbrace{\bar{F}_i(\tau)}_{l_i+d_i}, \underbrace{\bar{F}_i(s)}_{m_i-l_i+r_i+1-d_i}, \underbrace{1}_{n_i-m_i-r_i-1}) \right. \\
&\left. - \hat{C}(\underbrace{\bar{F}_j(\tau)}_{l_j+d_j}, \underbrace{\bar{F}_j(s)}_{m_j-l_j+r_j-d_j}, \underbrace{1}_{n_j-m_j-r_j}, \text{ for } j=1, \dots, L, j \neq i, \underbrace{\bar{F}_i(\tau)}_{l_i+d_i}, \underbrace{\bar{F}_i(s)}_{m_i-l_i+r_i-d_i}, \underbrace{\bar{F}_i(s+\delta)}_{n_i-m_i-r_i-1}, \underbrace{1}_{n_i-m_i-r_i-1}) \right] \quad \square
\end{aligned}$$

References

- Ashrafi, S., & Asadi, M. (2017). The failure probability of components in three-state networks with applications to age replacement policy. *Journal of Applied Probability*, 1051-1070.
- Bayramoglu Kavlak, K. (2017). Reliability and mean residual life functions of coherent systems in an active redundancy. *Naval Research Logistics*, **64**(1), 19-28.
- Behboudi, Z., Borzadaran, G. M., and Asadi, M. (2021). Reliability modeling of two-unit cold standby systems: A periodic switching approach. *Applied Mathematical Modelling*, **92**, 176-195.

- Coolen, F. P., and Coolen-Maturi, T. (2013). Generalizing the signature to systems with multiple types of components. In *Complex systems and dependability* (pp. 115-130). Springer, Berlin, Heidelberg.
- Dembinska, A., and Eryilmaz, S. (2021). Discrete time series-parallel system and its optimal configuration, *Reliability Engineering and System Safety*, **215**, 107832.
- Eryilmaz, S. (2017). The effectiveness of adding cold standby redundancy to a coherent system at system and component levels. *Reliability Engineering and System Safety*, **165**, 331-335.
- Eryilmaz, S. (2018). The number of failed components in a k-out-of-n system consisting of multiple types of components. *Reliability Engineering and System Safety*, **175**, 246-250.
- Eryilmaz, S., Coolen, F.P., and Coolen-Maturi, T. (2018a). Marginal and joint reliability importance based on survival signature. *Reliability Engineering and System Safety*, **172**, 118-128.
- Eryilmaz, S., Coolen, F.P., and Coolen-Maturi, T. (2018b). Mean residual life of coherent systems consisting of multiple types of dependent components, applications to coherent systems. *Naval Research Logistics*, **65**, 86-97.
- Eryilmaz, S., Özkurt, F.Y., and Rekan, T.E. (2020). The number of failed components in series-parallel system and its application to optimal design. *Computers and Industrial Engineering*, **150**, 106879.
- Eryilmaz, S. and Ucum, K.A. (2021). The lost capacity by the weighted k -out-of- n system upon system failure, *Reliability Engineering and System Safety*, **216**, 107914.
- Fang, L., Balakrishnan, N., Qing Jin, Q. (2020). Optimal grouping of heterogeneous components in series-parallel and parallel-series systems under Archimedean copula dependence. *Journal of Computational and Applied Mathematics*, **377**, 112916.
- Fang, R., and Li, X. (2016). On allocating one active redundancy to coherent systems with dependent and heterogeneous components' lifetimes, *Naval Research Logistics*, **63** 335-345.
- Fang, R., and Li, X. (2017). On matched active redundancy allocation for coherent systems with statistically dependent component lifetimes. *Naval Research Logistics*, **64**, 580-598.
- Fang, R., and Li, X. (2018). On active redundancy allocation for coherent systems—from the viewpoint of minimal cut decomposition. *Operations Research Letters*, **46**, 233-239.
- Finkelstein, M., Hazra, N. K., & Cha, J. H. (2018). On optimal operational sequence of components in a warm standby system. *Journal of Applied Probability*, 55(4), 1014-1024.
- Feng, G., Patelli, E., Beer, M., and Coolen, F. P. (2016). Imprecise system reliability and component importance based on survival signature, *Reliability Engineering and System Safety*, **150**, 116-125.
- Hashemi, M., Asadi, M., and Zarezadeh, S. (2020). Optimal maintenance policies for coherent systems with multi-type components. *Reliability Engineering and System Safety*, **195**, 106674.
- Huang, X., Coolen, F. P., and Coolen-Maturi, T. (2019). A heuristic survival signature based approach for reliability-redundancy allocation. *Reliability Engineering and System Safety*, **185**, 511-517.

- Karimi, B., Niaki, S. T. A., Miriha, S. M., Ghare Hasanluo, M., and Javanmard, S. (2019). A weighted K-means clustering approach to solve the redundancy allocation problem of systems having components with different failures. *Proceedings of the Institution of Mechanical Engineers, Part O: Journal of Risk and Reliability*, **233(6)**, 925-942.
- Li, X., & Ding, W. (2010). Optimal allocation of active redundancies to k-out-of-n systems with heterogeneous components. *Journal of Applied Probability*, *47(1)*, 254-263.
- Mannai, N., & Gasmi, S. (2018). Optimal design of k-out-of-n system under first and last replacement in reliability theory. *Operational Research*, 1-16.
- Mizutani, S., Zhao, X., and Nakagawa, T. (2019). Random age replacement policies with periodic planning times. *International Journal of Reliability, Quality and Safety Engineering*, **26(5)**, 1950023.
- Navarro, J. (2018). Distribution-free comparisons of residual lifetimes of coherent systems based on copula properties. *Statistical Papers*, **59(2)**, 781-800.
- Navarro, J., Pellerey, F., and Di Crescenzo, A. (2015). Orderings of coherent systems with randomized dependent components. *European Journal of Operational Research*, **240(1)**, 127-139.
- Samaniego, F. J. (2007). System signatures and their applications in engineering reliability (Vol. 110). Springer Science & Business Media.
- Samaniego, F. J., and Navarro, J. (2016). On comparing coherent systems with heterogenous components. *Advances in Applied Probability*, **48**, 88-111.
- Shen, J., Hu, J., and Ye, Z. S. (2020). Optimal switching policy for warm standby systems subjected to standby failure mode. *IIEE Transactions*, 1-13.
- Soltani, R., Sadjadi, S. J., and Tavakkoli-Moghaddam, R. (2014). Robust cold standby redundancy allocation for nonrepairable series-parallel systems through Min-Max regret formulation and Benders' decomposition method. *Proceedings of the Institution of Mechanical Engineers, Part O: Journal of Risk and Reliability*, **228(3)**, 254-264.
- Torrado, N. (2021). On allocation policies in systems with dependence structure and random selection of components, *Journal of Computational and Applied Mathematics*, **388**, 113274.
- Torrado, N., Arriaza, A., and Navarro, J. (2021). A study on multi-level redundancy allocation in coherent systems formed by modules. *Reliability Engineering and System Safety*, **213**, 107694.
- You, Y., Fang, R., and Li, X. (2016). Allocating active redundancies to k-out-of-n reliability systems with permutation monotone component lifetimes. *Applied Stochastic Models in Business and Industry*, **32**, 607-620.
- Zhang, Y. (2018). Optimal allocation of active redundancies in weighted k-out-of-n systems. *Statistics and Probability Letters*, **135**, 110-117.
- Zhang, Y., Amini Seresht, E., and Ding, W. (2017). Component and system active redundancies for coherent systems with dependent components. *Applied Stochastic Models in Business and Industry*, **33(4)**, 409-421.

Zhao, X., Al-Khalifa, K. N., Hamouda, A. M., and Nakagawa, T. (2015). First and last triggering event approaches for replacement with minimal repairs. *IEEE Transactions on Reliability*, **65**, 197-207.

Zarezadeh, S., and Asadi, M. (2019). Coherent systems subject to multiple shocks with applications to preventative maintenance. *Reliability Engineering and System Safety*, **185**, 124-132.