

Research Paper

Cite this article:

Received: xx xxxx xxxx
Revised: xx xxxx xxxx
Accepted: xx xxxx xxxx

Key words:

Astrobiology, life-dispersal,
cosmo-biogeography, cellular
automaton, phase space

Author for correspondence:

A. Kovačević, Email:
andjelka@matf.bg.ac.rs

On possible life-dispersal patterns beyond the Earth

Andjelka Kovačević^{1,2}

¹Department of astronomy, Faculty of Mathematics, University of Belgrade, Studentski trg 16, 11000
Belgrade, Serbia

²Fellow of Chinese Academy of Sciences President's International Fellowship Initiative (PIFI) for visiting
scientist

Abstract

The assumption that exoplanets are 'in equilibrium' with their surroundings has not given way to life's transmissivity on large spatial scales. The spread of human diseases and the life recovery rate after mass extinctions on our planet, on the other hand, may exhibit spatial and temporal scaling as well as distribution correlations that influence the mappable range of their characteristics. We model hypothetical bio-dispersal within a single Galactic region using the stochastic infection dynamics process, which is inspired by these local properties of life dispersal on Earth. We split the population of stellar systems into different categories regarding habitability and evolved them through time using probabilistic cellular automata rules analogous to the model. As a dynamic effect, we include the existence of natural dispersal vectors (e.g., dust, asteroids) in a way that avoids assumptions about their agency (i.e., questions of existence). Moreover, by assuming that dispersal vectors have a finite velocity and range, the model includes the parameter of 'optical depth of life spreading'. The effect of the oscillatory infection rate ($b(t, d)$) on the long-term behavior of the dispersal flux, which adds a diffusive component to its progression, is also taken into account. The life recovery rate ($g(t, d)$) was only included in the model as a link to macrofaunal diversity data, which shows that all mass extinctions have a 10-Myr 'speed rate' in diversity recovery. This parameter accounts for the repopulation of empty viable niches as well as the formation of new ones, without ruling out the possibility of genuine life reemergence on other habitable worlds in the Galaxy that colossal extinctions have sterilized. All life-transmission events within the Galactic patch have thus been mapped into phase space characterized by parameters b and g . We found that phase space is separated into subregions of long-lasting transmission, rapidly terminated transmission, and a transition region between the two. We observed that depending on the amplitude of the oscillatory life spreading rate, life-transmission in the Galactic patch might take on different geometrical shapes (i.e., 'waves'). Even if some host systems are uninhabited, life transmission has a certain threshold, allowing a patch to be saturated with viable material over a long period. Although stochastic fluctuations in the local density of habitable systems allow for clusters that can continuously infect one another, the spatial pattern disappears when life transmission is below the observed threshold, so that transmission process is not permanent in time. Both findings suggest that a habitable planet in a densely populated region may remain uninfected.

arXiv:2202.07347v1 [astro-ph.EP] 15 Feb 2022

Introduction

Astrobiology has several dissonances, but the most well-known is between the probability and evidence of extraterrestrial life. Detectability of extraterrestrial life is linked to the likelihood of its (un)correlated origin. Due to a synergy of physical limitations of life forms, the velocity of natural vehicles (solar and interstellar meteorites, comets), and physical conditions in interstellar space, the probability of observing correlated origin (i.e., dispersal origin) of extraterrestrial life decreases, even though the chance of finding it increases with the distance from the Earth. Abiogenesis, the spontaneous process through which non-viable matter becomes live organisms, appears to be the most plausible life origin mechanism on planets based on these factors (Wesson, 2010).

Some conceptual studies ponder if standard, limiting definitions of life will prevent future astrobiological missions from identifying extraterrestrial life, and propose alternate definitions (Benner, 2010; Bartlett and Wong, 2020). In this light, we will summarize the basic intuitions (Bartlett and Wong, 2020) employed in our research rather than attempting to establish even a rudimentary definition of life: (1) Terrestrial life as we know it may be uncommon throughout the universe, but a universal class of entities with life-like attributes may be far more prevalent (2) There may be entities that match the living characteristics better than even earthly life does, but they have yet to be discovered or even considered; (3) We can unravel knowledge and investigate the complete parameter space of physical and chemical interactions that may produce and propagate life by loosening limits on the notion of life.

Scientific evidence of life and its (un)correlated genesis, on the other hand, is expected to have mappable distributions throughout a wide range of spatial dimensions, from microscopic ($< \text{mm}$) to macroscopic ($> \text{AU}$) levels. Only probabilistic models, statistical representations that produce dependencies that allow inference and prediction between scales, can be used to examine this range of astrobiological scales (see Vukotić, 2010; Thompson *et al.*, 2018; Chan *et al.*, 2018).

Although biology shares some length-scale characteristics with chemistry and physics, it is distinct in that it is a dynamic science, as organisms and their lineages change dramatically over time. DNA transcription/replication can take anywhere from minutes to hours ($10^{-6} - 10^{-4} \text{yr}$), whereas evolutionary change can take hundreds to thousands ($10^3 - 10^5$) of years, affecting organisms lineage.

In the context of life spreading on Galactic scales, cellular automata (CA) simulations are particularly noteworthy. In astrobiology, the use of probabilistic cellular automata (PCA) models was pioneered by Vukotić and Ćirković (2012), and followed by Hair and Hedman (2014). Galera *et al.* (2019), recently, built a model based on an earlier study by Kinouchi (2001). Djošović *et al.* (2019) have also explored the relationship between spreading life and catastrophic processes in a similar discrete model.

The Galactic habitable zone (GHZ) and the circumstellar habitable zone (CHZ), postulated by Gonzalez *et al.* (2001) and Lineweaver *et al.* (2004) and formalized by Kasting *et al.* (1993) distinguish regions in our Galaxy primarily on their levels of habitability. These ground-breaking studies paved the way for

important discussions of correlations involved across the scales. Within these habitable zones, the spatial distribution of stars, exoplanets, and exomoons differentiates these worlds according to the extent of habitability. When Heller and Armstrong (2014) considered which worlds might be more habitable than Earth, an interesting point went ahead. The authors propose that, just as the Solar System proved to be an outlier among planetary systems, Earth may prove to be an outlier among habitable or, eventually, inhabited worlds. As a result, it is possible that Earth is a planet with sub-optimal habitability compared to other superhabitable worlds. At the very least, compared to the equivalent regions of other stars, the solar CHZ may be a suboptimal location in our Galaxy. We still have a lot to learn about habitability, but similar to biogeography, we might be able to find clusters of habitable zones in some parts of our Galaxy where life can thrive. Any network of habitability zones that is eventually mapped may show dispersal routes or linkages between types of life that appear at nodes in the network. Such network analysis, for example, has been successfully utilized to investigate hydrothermal vent biogeography, as described by Moalic *et al.* (2012). Biogeography uses geographical and dispersion routes to explain species distribution. Gradual range dispersal, for example, is the continued transmission of populations by a series of conventional (short-distance) dispersal events, typically over extended time scales incorporating evolutionary processes. Jumping dispersal occurs when organisms overcome a barrier in a single, direct action rather than bouncing across 'islands.'. Sweepstakes routes are formed when organisms overcome a barrier unusually and dangerously, with just a few individuals surviving the journey (Ran, 2013).

Astrobiology may now examine some of the possible dispersal vectors and routes within the solar system thanks to advancements in space technology. (see Kawaguchi, 2019, and references therein). Life spreading between planets in a single planetary system, such as the Solar System, would be considered as the short-range routes. Microscopic life could migrate between Earth and Mars, for example, via meteorites or comets, although this has yet to be verified. Melosh (2003) determined that any rock ejected from a terrestrial planet in our Solar System will never collide with a similar terrestrial world in an exoplanetary system; in this view, short-range correlation effects are limited to the planetary system in question (Lingam and Loeb, 2017). Napier (2004), on the other hand, hypothesized that short-range correlation might have evolved into long-range correlation. It happens when meter-scale boulders blasted from Earth collide with other objects and dust particles in space, resulting in remains as small as a micron. These remnant particles can then be ejected from the Solar System as a result of radiation pressure.

The number of observations of interstellar objects traveling through our system has recently increased (e.g., Oumuamua asteroid and 2I/Borisov comet Fitzsimmons *et al.*, 2018; Jewitt and Luu, 2019). Interstellar objects like these could be used to transport organic material between planetary systems. However, no microorganisms or fossils have yet been discovered in martian meteorites that have collided with Earth (Kerr, 1997). Nonetheless, some research imply that life transmission is far more common in crowded environments. (see Belbruno *et al.*, 2012).

Future and current space missions will aid in the investigation of these life-dispersal paths in our and exoplanetary systems, as

well as in the regions of our Galaxy. If future investigations discover dispersal channels for life, it will have a significant impact on how future space life search initiatives are interpreted. Lin and Loeb (2015) presented a novel observational approach for resolving this problem. The authors created a generic statistical strategy based on pandemic models on Earth propose that discovering biologically active planets within particular galactic areas separated by regions where planetary life is rare or absent can be practically incontrovertible proof for life transmission.

Adams and Spergel (2005), for example, examined the probability of life exchange in star-forming clusters, where exoplanetary systems are closer together and their relative speeds are lower. Zubrin (2020) has demonstrated that interactions between clouds of small bodies from approaching stellar systems could play a role in interstellar life exchange. Comets can be exchanged between stars due to gravitational disruption of these clouds. Furthermore, in young star clusters, an exchange of planets between systems can occur during their close encounters, which could be another pathway for interstellar life exchange (see Malmberg *et al.*, 2011).

Ginsburg *et al.* (2018) suggested that viruses, in addition to bacteria, may spread across the Milky Way. No biochemical derivatives such as methane or N_2O should be detected remotely because viruses do not metabolize directly. However, understanding these alterations to Earth's biogeochemical cycles, the consequences of virus infection at an extraterrestrial ecosystem-level may be detectable. (e.g., Berliner *et al.*, 2018).

What we do know is that the high-profile infections diseases (such SARS, H5N1, HIV, Ebola, and COVID-19) show large-scale regional and temporal patterns, i.e. spatio-temporal clustering (Cliff and Ord, 1981; Kirby *et al.*, 2017; Li *et al.*, 2020). At least three characteristics of interplanetary organic material transport and epidemic data are challenges to using traditional statistical methodologies. The data are rarely the result of planned experiments in both domains, the occurrences (observations) should not be independent, and the process is often only partially observable (Meyer *et al.*, 2017). Surveillance technology in the field of astrobiology, however, has not yet reached its full potential.

Rather than considering unrelated events (where abiogenesis occurs with no relation to neighboring regions), we investigate what to expect from a correlated life origin due to a "contagion" hypothesis. We report on numerical tests carried out in the framework of a 2-dimensional Cellular Automaton (CA) model for the local Galactic region.

The search for biosignatures with the European Extremely Large Telescope and space observatories (such as the James Webb Space Telescope (JWST, Gardner *et al.*, 2006) or Atmospheric Remote-sensing Exoplanet Large-survey Tinetti *et al.* (ARIEL, 2018)) will initially be limited to the local region of our star system (i.e., within a few tens of light-years) due to technical constraints. Therefore, the cellular automata model we present here concentrates on a straightforward life diffusion scenario within a small region of our Galaxy.

We aim to get a better understanding of life-diffusion within a galactic patch by taking into consideration the spatial density and viable material mobility process. Furthermore, we want to establish how to decode phase space thresholds for extinction and persistence of life diffusion.

The following sections compose the content of this article. We discuss the statistical toy model for life spreading in Section Methods, which takes into account individual interactions among hosts in the galaxy patch by capturing viable material. Then, the section Results and Discussion analyzes the numerical experiments and displays the phase space of life spreading as well as its properties. The key conclusions are summarized in the final section.

Methods

Instead of CA models considering the entire Galaxy, the CA we present here primarily considers a simple life diffusion scenario inside a small patch because the quest for biosignatures will initially only span a few tens of light-years beyond our system.

Here, we demonstrate how a SIR model (firstly introduced by Kermack and McKendrick, 1927) implemented in a CA context can be used to simulate the dynamics of life diffusion. Kermack and McKendrick's work has been cited numerous times and has become a classic in infectious disease epidemiology (Breda *et al.*, 2012). The papers of Kermack and McKendrick influenced the creation of mathematical models for disease spread in the twentieth and twenty-first centuries, and they are still applicable in many epidemic circumstances (Carvalho *et al.*, 2021).

CA parameters have been adjusted to account for Galactic patch characteristics while remaining compatible with SIR pandemic models. We separated the population of host systems into various habitability categories and maintained them through time using CA rules that are equivalent to non-linear ordinary differential equations (ODE):

$$\dot{S} = -bSI + \tau_R R; \quad (1)$$

$$\dot{I} = bSI + \tau_{lf} I; \quad (2)$$

$$\dot{R} = \tau_{lf} SI - \tau_R R. \quad (3)$$

The terms S and I , respectively, denote the number of habitable and inhabited hosts. R is the total number of sterilized hosts. According to the first equation, an infected host (I) can infect habitable (S) neighbors at a rate of b . The second equation shows that hosts live for a length of time τ_{lf} before becoming sterilized (R). At rate τ_R , a sterilized host becomes habitable again, according to the third equation. The above equations are defined at the time t and the spatial position x , such that $(t, x) \in [0, T] \times \Omega$, Ω is a fixed and bounded domain in $\mathbb{R} \times \mathbb{R}$ with smooth boundary $\partial\Omega$, and homogeneous Neumann boundary conditions $\frac{\partial S}{\partial \eta} = \frac{\partial I}{\partial \eta} = \frac{\partial R}{\partial \eta} = 0$, where η is the outward unit normal vector on the boundary. The homogeneous Neumann boundary condition implies that the system described above is self-contained, and no emigration occurs beyond the boundary.

Our CA model for the Galactic patch includes a cluster of matter and voids, assuming Newtonian gravitational law. In a square lattice, we suppose that matter and emptiness are of equal size. CA cells can represent individual hosts as well as planetary systems or different stars due to the universal nature of transition rules. For the sake of simplicity, we will refer to them as hosts. As a result, the cell might represent a planetary system, a star, or a void. The terms planetary system and star do not always refer to the singular objects that these terms typically signify.

CA is a 2D square lattice with $N \times N$ lattice cells and \mathcal{T} total time steps, with non-periodic boundary conditions (i.e., it has the topology of 2D squared field). It has matrix representation $CA^l \in R^{m \times m}$ at each time step, with elements ca_{ij}^l , $l \in 1, \dots, \mathcal{T}$, $i, j \in 1, \dots, m$. Our cellular automata is a four-state model, which means that each cell could only be in one of the four possible states. A lattice cell state is $ca_{ij}^k = 0$ if there is a habitable host (i.e. planetary system) at the i th row and the j th column, or it is $ca_{ij}^k = 1$ if contains life, or it is $ca_{ij}^k = 2$ if host is sterilized and finally it may be empty cell (void) $ca_{ij}^k = 3$. In a biological sense, the first and last states are passive, the second is active, whereas the third is just physically active. The number of neighbors, n , around a cell is calculated using the following equation: $n = (2 * r + 1)^2$ where r is the range. We use a Moore Neighborhood with a range of $r = 1$, which gives each cell eight possible neighbors. Further, we randomly populate the cells with hosts in the Galactic patch's initial state using the axisymmetric ansatz for stellar number density n (Zhu *et al.*, 2017):

$$n = c \cdot e^{-0.5\sqrt{X^2+Y^2+Z^2}}, \quad (4)$$

where $c \sim 1 \text{ pc}^{-3}$, X, Y, Z are galactocentric coordinates but for simplicity sake the third coordinate is taken as $Z = 0$.

The state transition for the cell at location (i, j) at time step k is as follows: the habitable cell can be infected with life by an infected neighbor with an infection rate $b(t, d)$, where t and d represent time and distance, respectively. This rule is a state transition $0 \rightarrow 1$. The host will bear life at a random constant rate $\tau_{lf} \in Rnd\{0, 0.05\}$, where *Rnd* stands for randomly chosen value. A (pseudo) random numbers are generated using the Fast Mersenne Twister SFMT19937 generator (Saito and Matsumoto, 2008), a high-quality generator with an exceptionally large period $2^{19937} - 1$ or about 10^{6001} of the produced sequence. A life-bearing cell can be sterilized by applying the (immunity) rate $g(t, d)$, which corresponds to a state transition $1 \rightarrow 2$. We also account for the possibility of life recovering in the sterilized cell at varying rates $\tau_r \in \{0.25, 0.5\}$. A state transition $2 \rightarrow 1$ corresponds to this scenario. The life recovery rate was included in the model only as a comparison to findings from macrofaunal diversity data, which show that all mass extinctions have a 10-Myr 'speed rate' in diversity recovery (Alroy, 2008; Lowery and Fraass, 2019). However, unlike diversity, morphological complexity can be rebounded more quickly, reaching a plateau within ~ 5 Myr following the Cretaceous mass extinction, as shown for planktic foraminifera (Lowery and Fraass, 2019). Furthermore, we let a life-terminated host become habitable again at a rate of $\tau_R = 0.2$, i.e., state transition $2 \rightarrow 0$.

We regard the dispersion of matter content (e.g., dust, asteroids) or the presence of additional dispersal vectors as dynamic effects. As a result, we assumed that the infectious connections between CA cells are determined by a capture kernel: the rate at which viable material emanating from the host at location $l1$ is captured at position $l2$. The kernel can only be defined up to a proportionality constant, and we opt to have it in Gaussian form:

$$\kappa(d) = p_0 \exp^{-d^2/2\sigma^2}, \quad (5)$$

where d is the Euclidean distance between the cells. We choose $p_0 = 1$ for the parameter p_0 , which is infection probability at zero

distance (i.e., when an infected cell is coincident with a habitable). 'Optical depth of life spreading' is controlled by the scale parameter σ , which governs the pace at which probability declines with distance. We let the parameter σ to be 50. Also, we assume that the temporal component of $b(t, d)$ is periodic throughout time in our model:

$$b(t, d) = \beta \cdot \left(1 + \sin \frac{2\pi t}{P} * \kappa(d)\right), \quad (6)$$

where β is a variable parameter, t is a time, and P is the infection period. We arbitrarily chose $P \sim 10\% \mathcal{T}$ as a compromise between our ignorance and the possibility of substantial variability in such processes. For the immunity rate, we applied the following formula:

$$g(d) = g_0 \kappa(d), \quad (7)$$

where g_0 represents a variable sterilizing rate. We set transmission of life for all events to be proportional to a parameter $b(t, d)$ defining infection rate because both rate kernels $b(t, d)$ and $g(d)$ are proportional to $\kappa(d)$. Then, utilizing simulations to arbitrary degrees of precision, the threshold value of b may be calculated numerically.

An average star of $1.3M_\odot$ has a main sequence lifespan of around $\eta \sim 6 \times 10^9$ yr. In simulations, the star prototype was set at around $1.3 M_\odot$. A "habstar," or a star that is exceptionally hospitable to an Earth-like planet (Turnbull & Tarter, 2003), is one way of describing a solar twin. Variability, mass, age, metallicity, and close companions are all factors examined while evaluating a habstar. The stipulation that the star is on the main sequence for at least 3 Gyr imposes an upper limit of $1.5 M_\odot$, which corresponds to a hottest spectral type of F1V (Turnbull & Tarter, 2003). As a result, we assume that a star prototype is a viable Solar-like star with a mass that is closer to Copernican principle criteria and corresponds to the upper limit for habitable Solar-like systems (i.e., $1.3 M_\odot$ Vukotić, 2010).

The time step of the evolution of CA is then specified by η and \mathcal{T} , as follows $\eta/\mathcal{T} = 6 \times 10^9/500 \sim 12 \times 10^6$ yr. To compute an evolutionary sequence, we create an initial CA state by populating cells with stellar systems based on Eq. 4. We next infect 100 systems within the patch at random with life. This defines the lattice configuration at the initial time.

The simulations were run on the SUPERAST, HPE ProLiant DL380 Gen10 2x Xeon 4210-S 64GB SFF server located at the Department of Astronomy, Faculty of Mathematics, University of Belgrade (description in Kovačević *et al.*, 2021). There are two computational nodes in SUPERAST. Each node has 40 cores, 128GB RAM, 2TB memory on SSD, and 3 DP GFLOPS (DoublePrecision Giga Floating Point Operations Per Second). We developed the Python code for simulations and data presentations.

Results

The simulation results are presented in this section to assess the following topics: i) characterizing general spatial patterns of feasible transfers; ii) detecting emergent characteristics in the phase space given by simulation parameters. For the simulation, we employed a CA with $N = 10000$ cells dispersed in a 100×100 grid. The dynamics of SIR equations should, in theory, be insensitive to the population size N (Bittihn & Golestanian, 2020). Thus,

for example, the spatio-temporal patterns of life spreading are not alternated by employing the CA with 200×200 cells. On the other hand, complex models will assume particular extra effects that alternate life-spreading properties locally (e.g., viable material speed) in such a way that invariance is destroyed (Bisin & Moro, 2020).

Spatial patterns

Identifying observable spatial patterns is one of the critical problems about the propagation of viable material within the galactic patch. There are two types of spatial patterns that might be explored in this context. As predicted by Lin and Loeb (2015) stationary patterns would remain unaltered across time with intermittent zones of a high density of life-bearing hosts. On the other hand, we show here that spatio-temporal patterns that change over time might propagate like oscillatory waves or even turbulence.

If hosts (e.g., planetary systems) are continuously distributed, life-dispersal spatial patterns can be best seen. Therefore, we assumed 100 randomly inhabited systems in such a grid. In Fig. 1 we exhibit several evolutionary sequences of continuously distributed hosts affected with life. The emerging states are formed either by an entanglement of clusters, 'turbulences' or 'spiral waves,' characterizing the dynamics of the emergence of systems either infected with life, habitable, or sterilized.

The parameter *beta*, which determines the life spreading rate *b*, affects the spatial patterns. When the condition $\beta = 0.62$ is met, the habitable (white) and inhabited (red) planets coexist in self-organized clusters of restricted size (Fig. 1, top left subplot). It indicates that isolated life outbreaks can fill in the lattice (right top subplot), but they can no longer expand; thus, they diminish and eventually vanish. When the β parameter is increased, the filaments of life-hosting structures grow in size and develop moving patterns (see 'turbulence' in the middle subplots and 'spirals' in the bottom subplots). The effectiveness of filling in the grid is the difference between two types of waves. Spirals are more effective in filling in the grid so that for a short period, they can populate the whole grid (bottom subplots). The interplay of the introduced CA rules sensitively determines whether life-bearing filaments can coexist on the grid or not. Whether or not life-bearing filaments may live on the grid is determined by the interaction of the introduced CA rules. We will go into more detail about stationary and moving patterns in the following subsection, focusing on conditions within phase space that allow for global extinction and persistence of life transmission as stationary patterns and transition between extinction and persistence as a moving spatio-temporal pattern.

Phase space of life transmission

In this part, we look at two different aspects of stationary and moving life-transmission patterns: i) the features of life transmission phase spaces specified by model parameters (b, g) and (g, T) ; ii) the time it takes for life transmission to end in the galactic patch, which provides information regarding life spreading stability.

Extinction, persistence and transition

We are particularly interested in determining the phase transition between global termination and persistence of the life-spreading process, taking into account the distribution of planetary systems

as described by Eq. 4. The global termination and persistence of the life-spreading process are both expressed as static spatial patterns. However, the transition between these two states has a spatiotemporal dynamic.

Figure 2 shows a random realization of an initial lattice. Due to the presence of voids, the dynamics of spreading are not obvious as they are in idealized circumstances (compare to Fig. 1).

The phase transition between the persistence and extinction of life diffusion within the Galactic patch is determined via simulations. The interaction of sterilization and life infection rates defines this phase space (g, b) . The perseverance part of phase space is defined as the region in which the spread of life will continue for the whole simulation run \mathcal{T} . The section of phase space where the life dispersal will terminate at any time instant $t \ll \mathcal{T}$ is called the termination part. The realizations of (b, g) parameters space were calculated by simulating 100×100 cells lattice with 10 independent runnings. With time step 1, each run lasted 500 random time units. The lattice was initially set with a randomly chosen sample of planetary systems from a density distribution (Eq. 4) at the start of each session. Then 100 planetary systems were chosen at random to be life-bearing.

Both β and g_0 , which were used to calculate the (b, g) -plane, have values between 0.05 and 1.25, with an increase of $\Delta\beta = \Delta g_0 = 0.05$. After sterilization, the rate of life recovery is set to 0.25. We estimated a joint 2D probability density in (b, g) phase space by averaging the results of all 10 independent runs (see Fig 3). The extinction zone (blue) is large, but the perseverance zone (yellow) is smaller and triangular in shape (left plot).

For a range of g between 0.5 and 1.25, typical waiting time (T) is often brief until life is terminated everywhere on the grid (blue region left plot). However, in (g, T) space, we discovered that the life spreading persists only for a limited range $g < 0.4$ throughout the simulation (right plot). The likelihood of life spreading for a short time, on the other hand, is higher.

With a low probability, life can spread throughout intermediate periods (white dots in blue region). There are also phase space transition zones between extinction (blue region) and perseverance (yellow region), which are colored with green and orange (left plot). Moreover, transition areas can occur with very low probability (left plot Fig. 3), which size is regulated by parameter b .

The probability density function of the occurrence of habitable, inhabitable, and life terminated hosts (planetary systems) for simulations presented in Fig. 3 is summarized in Fig. 4.

For parameter ranges $b < 0.5$ and $g > 0.45$, habitable hosts can occupy almost the whole phase space. Inhabited systems are more likely to exist in the zone specified by overall parameter b values except for $g > 1$, which is seen as the upper yellow region in the central plot of Fig. 4. When the parameter b is smallest and $g > 0.7$, life aborted hosts are most likely to occur near the bottom plateau, which is depicted as the yellow region in the right plot in Fig. 4.

The perseverance area of phase space (yellow) and transition section of phase space (green and orange) are expanded when the rate of life recovery is high 0.5 (see the left plot in Fig 5). As a result, the typical waiting time T until life ends is usually significant.

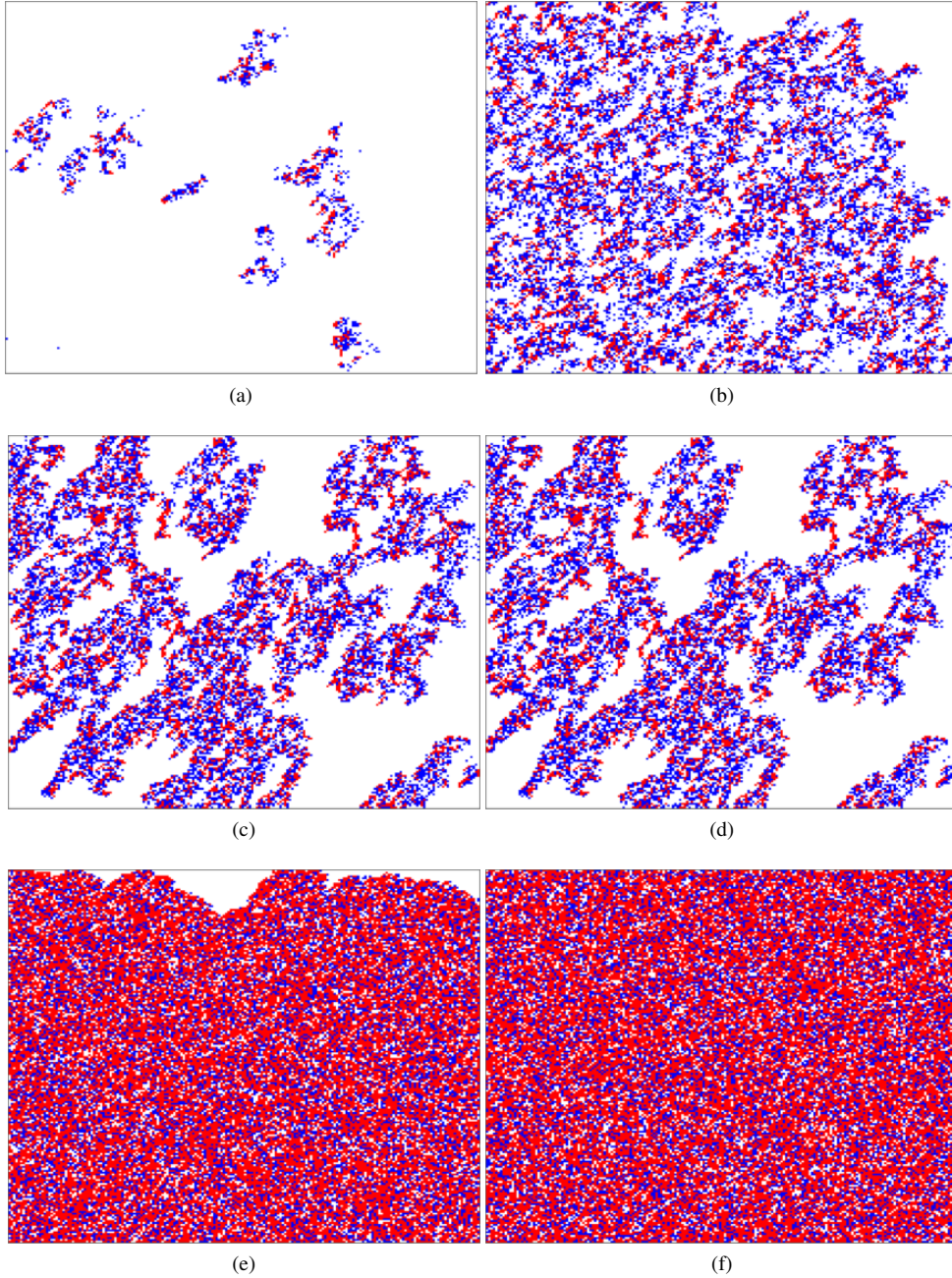


Fig. 1.: Spatial patterns in the life-diffusion network for various combinations of parameters when the distribution of hosts is homogeneous. Colors denote: white- homogeneous distribution of habitable hosts; red is life-bearing hosts and blue cells are life-terminated hosts. Upper row: Localized life outbreaks are self-limiting in size for $\beta = 0.62$, at time instant $t = 4.6$ (subplot a) but as time proceeds life-islands are still self-limited in size $t = 17$ (subplot b). Middle: appearance of longer and narrow chains (waves) of life-outbreaks for $\beta = 1.2$, at time instant $t = 16$ (subplot c), with time waves have tendency to connect $t = 21$ (subplot d) Bottom: Stable spiral waves of life outbreaks (filaments) for $\beta = 2.75$ at $t = 16$ are broad (subplot e) and do not break with time $t = 20$ (subplot f).

The probability of life termination occurring early in simulation is extremely low (see the right plot in Fig 5), as seen by the disappearance of the bottom plateau.

The probability density functions of occurrence of habitable, inhabitable, and life terminated hosts are given in Fig 6 for large

values (~ 0.5) of recovery rate of life. There are noticeable differences between Fig. 4, and Fig 6. Habitable planets occur with a high probability (left panel) in more than half of phase space. However, the probability density space of inhabited hosts (middle panel) is slightly larger than for $b < 0.5$. A life-terminated



Fig. 2: CA with initial configuration of stellar systems sampled from density distribution given in Eq. 4. Red, green, blue, and yellow stand for habitable, inhabited, sterilized planetary systems and voids between systems.

system’s probability density region is also slightly larger (right panel).

On the stability of life spreading

Through the simulations, when the parameter b is larger, the waiting period T before life transmission is stopped can be quite long, but when $b < 0.5$, the waiting time is regulated by g (see Fig. 3 and Fig. 5). This shows that the waiting time T dependence on g is something to ponder carefully. When $b < 0.5$, the usual waiting time strongly increases as the ratio T/g approaches infinity in the asymptotic limit of small g . We can consider this arrangement to be stable for life spreading across the galactic patch. If life recovery parameter b is smaller, the probability is high, as seen as an upper plateau, whose reflection in (b, g) phase space is shorter (see right plots in Fig. 3 and compare it to Fig. 5). When $T/g \rightarrow O(1)$ (i.e. the ratio approaches a finite non-zero value, see right plot in Fig. 3) a lower plateau appears, which can vanish completely when $b \geq 0.5$ (see right plot in Fig. 5). It could be interpreted as a circumstance in which the life-spreading is unstable, with a decreased probability. The third region with close to zero probabilities can occur anywhere between these two plateaus and is influenced by the b parameter (see left column of plots Fig. 3 and 5).

Discussion

Within a simulated Galactic patch, we discovered at least two probable spatial patterns of life transmission, corresponding either to stationary cluster patterns proposed by Lin and Loeb (2015) or moving spatio-temporal patterns (in the form of waves or turbulences). The ‘speed’ with which the spatio-temporal patterns fill the spatial patch varies. The value of parameter β , which determines the life-infection rate b , affects the diverse life-spreading spatial patterns. As β increases, the spatial forms of life transmission develop in size and form moving patterns of various speeds. The sterilization and life infection rates (g, b) were

used to create a phase space of life transmission. The CA simulations indicate the partitioning of phase space into two subregions: the perseverance subregion, where life diffusion will continue for $t = \mathcal{T}$, and the termination subregion, where life diffusion will come to a halt at substantially little time instants $t \ll \mathcal{T}$. The third transition subregion is related to time instants progressively approaching the total simulation time \mathcal{T} . These phase space partitions are defined by the parameters b and g , as indicated. Larger values of b , for example, dramatically expand the phase space region where life can spread.

This statement is interesting, as it seems to be the opposite of what one would expect. In a given patch, the origin of life can be intrinsic abiogenesis or the ‘infection’ of the patch by panspermia. In either case, its probability is the site’s inherent property and cannot relate to the independent probability of a catastrophe. For example, the life-terminating events could be non-local, e.g., SNe or gamma-ray bursts, affecting multiple habitable sites. In fact, by allowing greater flexibility, one can speculate that effects similar to those in the context of a metapopulation in biology (Chesson, 2013) can take place. If the rate of extinction exceeds the rate of recolonization, the metapopulation as a whole will go extinct in the galactic patch, and vice versa. Even if recolonization exceeds the extinction rate, there is a risk that metapopulations with only a few local populations will all go extinct simultaneously, resulting in the metapopulation’s extinction (Chesson, 2013). At any given period, catastrophic events in space must hit irregularly enough to wipe out only a part of local populations in the galactic patch, or the metapopulation as a whole could perish (Chesson, 2013). For example, environmental disturbance agents on our planet, such as fires and storms, are known to distribute death unevenly in space, despite their ability to affect a huge area in a short time (Chesson, 2013). Still, as a result of climate change, catastrophic events are affecting much broader areas. Galactic patches may include two types of environment-disturbing agents: those that strike randomly and those that strike systematically. However, based on our simulations, it appears that the persistence of life spreading is impacted by the life-infection rate in irregular disasters.

For the self-formation of spatial patterns, the discrete character of the hosts involved in life spreading mechanisms, as well as the transmission process rate, are critical.

We also observe that life transmission is sensitive to the rate of life recovery. The perseverance and transition parts of phase space are extended when the life recovery rate is large (0.5). This is because the time it takes for life to end in the galactic region is usually significant. On the other hand transition zones (i.e., moving spatial patterns) can occur with very low probability when the rate of life recovery is lower (0.25). This parameter may vary from host to host, but we accounted for it as a constant for simplicity’s sake. Because large-scale systems can have varying couplings among their components (Takeuchi *et al.*, 2011), life-transfer observables on long-range temporal and spatial scales within the Galactic region are expected to be less resolvable than those on smaller scales, such as life spreading within a single planetary system.

The waiting time’s dependency on g appears to be critical to measure the stability of life spreading mechanisms inside the patch under consideration. The ratio T/g is likely to approach an infinite or finite non-zero value. In the latter instance, there

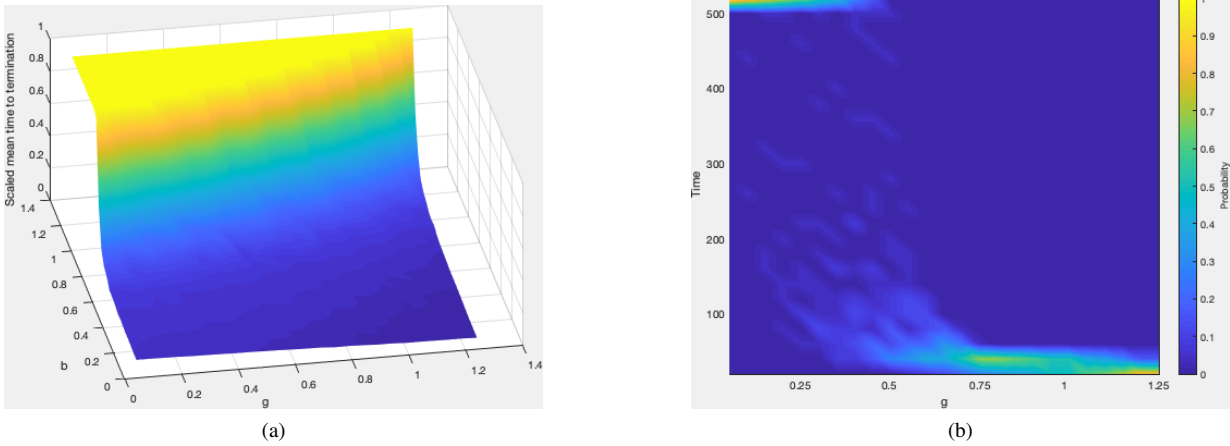


Fig. 3: Average simulation realization of (b,g) phase space from 10 runs when the rate of life recovery after sterilization is 0.25. *Left:* The blue color defines the termination part of phase space, and other colors stand for perseverance subregion. The yellow color denotes that life spreading continues during the whole period of simulation. Time is averaged and scaled. *Right:* The probability that the life spreading has gone extinct after a waiting time t when the g parameter is varied. Time is averaged but not scaled.

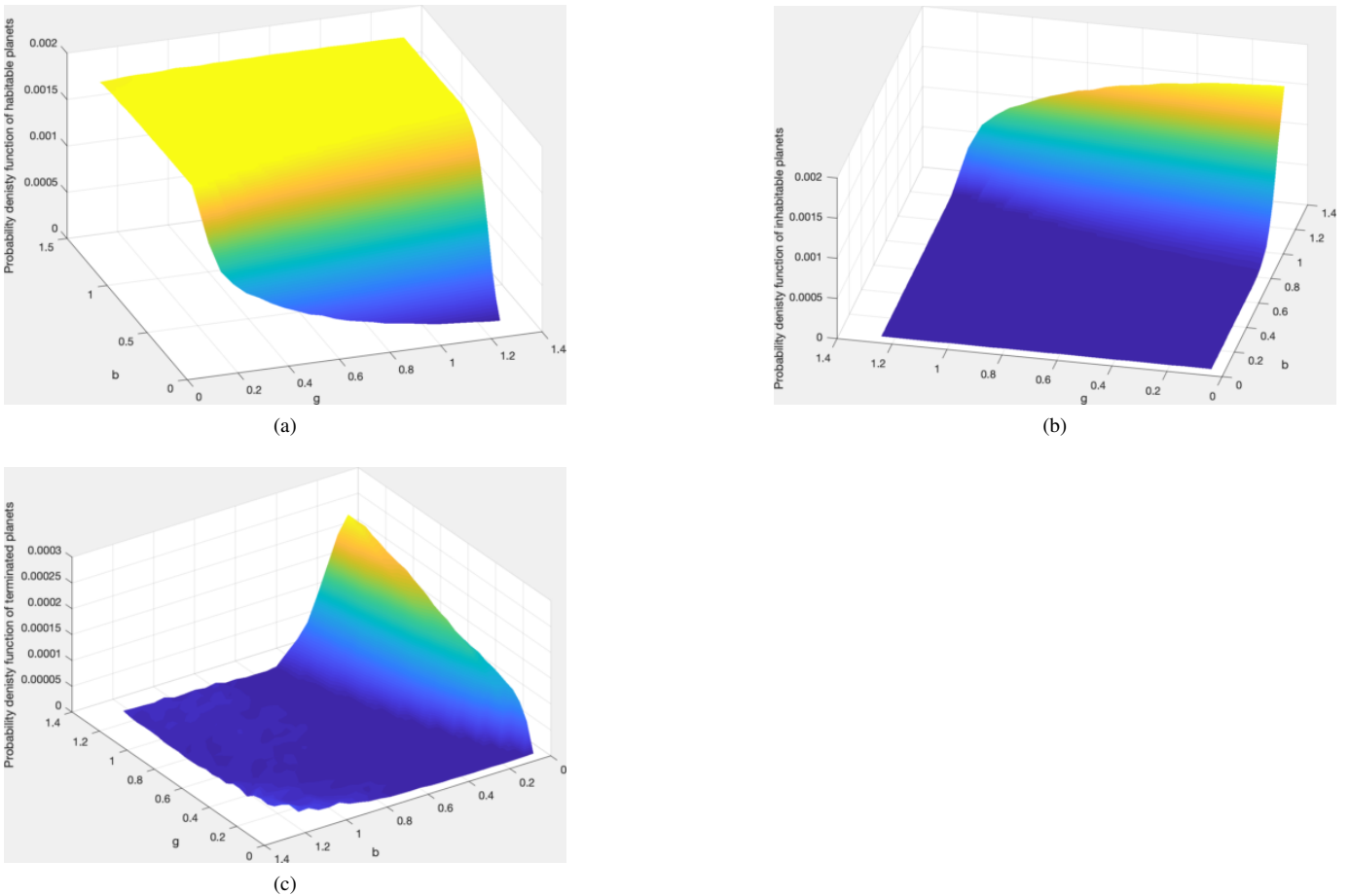


Fig. 4: Probability density functions of habitable, inhabited, and life-terminated planetary systems for simulation in Fig. 3. a) habitable hosts occupy almost whole phase space, except a tiny band for small b and larger g ; b) inhabited hosts are more probable to occur in the upper plateau (see right plot in Fig. 3); c) life-terminated hosts are most likely to occur in lower plateau (compare to right plot in Fig. 3).

is a risk of life termination over the region due to instabilities in life transmission. The former could be interpreted as a

scenario in which the spread of life is stable. Inter-species interactions such as competition, predation, and symbiosis can define

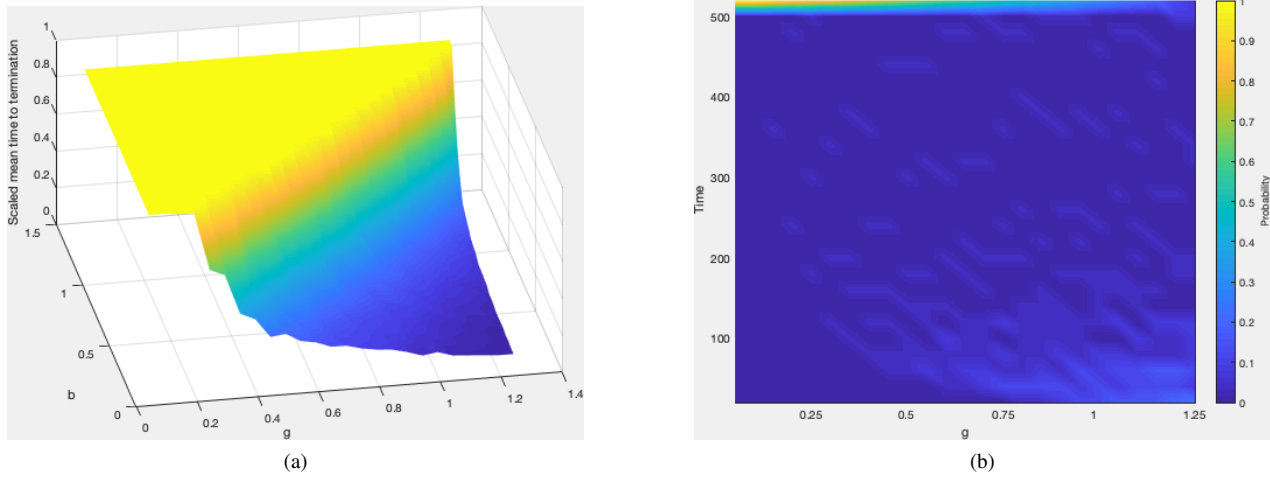


Fig. 5.: The same as Fig. 3 but for the high rate of life recovery 0.5. Left plot: The blue color defines the termination part of phase space, and other colors stand for perseverance subregion. The yellow color denotes that life-spreading continued during the whole period of simulation. Time is averaged and scaled. The right plot is the probability that the life spreading has gone extinct after a waiting time t when the g parameter is varied, and the life recovery rate is high ~ 0.5 . Time is averaged but not scaled.

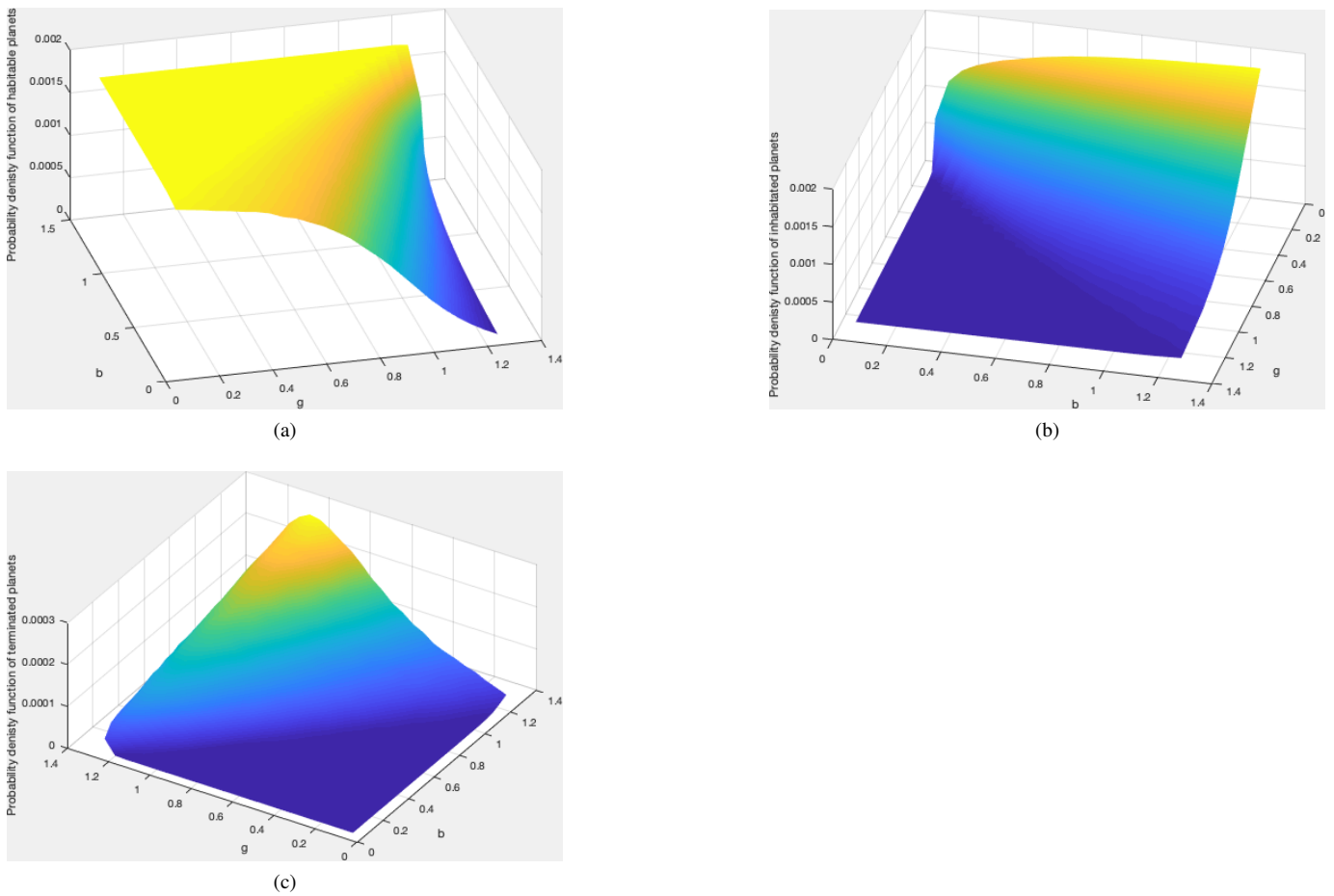


Fig. 6.: Probability density of habitable, inhabited and terminated systems for simulation in Fig. 5. From left to right: habitable systems occupy larger than a half of phase space; uninhabitable systems are more probable to occur in the upper plateau (see the right plot in Fig. 5); terminated hosts are most likely below the upper plateau (compare to right plot in Fig. 5).

biodiversity within a region throughout life-spreading processes. However, because they can join to form a more extensive and complicated network of connections, these are not the only sorts of interactions. Species, on the other hand, can minimize competitive interaction and improve the chances of future colonization. Species can, for example, use alternate life dispersion methods that are usually encouraged by natural selection. This could be influenced by physical occurrences that provide an opportunity for non-competitive dispersal. The patterns may develop in size and eventually outgrow the system of natural hosts (i.e., planetary systems or planets) when the parameter b increases, as shown in the middle panel of Fig. 1. In the parameter space of larger values of b , life-bearing hosts may colonize another patch (see bottom panel of Fig. 1). We can not expect patches to be completely separated from one another if we assume the latter scenario. Finally, because life diffusion is disseminated mainly through vectors, the variables are naturally discontinuous and heterogeneously distributed. Larger and more sophisticated multi-patches settings will be the focus of our future research. We expect each patch to evolve separately through successive and varied forms of biotic forcing (colonization ability, reproduction, growth efficiency, dispersal capacity, and other life strategies) according to the patch-mosaic model in biology. These processes promote the coexistence of a large number of species on much larger spatio-temporal scales (see Guilini *et al.*, 2011).

High levels of isolation, according to the biogeography of our planet, discriminate against dispersal. The loss of dispersal ability on oceanic islands, such as flightless birds (Carlquist, 1974), is an example of this.

Organisms in unique isolated habitats as subterranean caves, mountaintops, deep-sea trenches, thermal vents, and hot springs pose reduced dispersal characteristics. Darwin (1859) explained this phenomenon by counteracting selective forces acting before and after colonization of a remote island. Because of high-level isolation, species can lose their ability to disperse in just a few generations. Based on this, we can speculate that life forms on other planets can be either interplanetary dispersal-prone or -against depending on their host planet isolation (or level of possible material exchange in that region). We can hypothesize possible categories of interplanetary dispersal barriers based on various stresses organisms must endure: physiological, environmental, or behavioral, environmental hazards, or behavioral difficulties in the environments they traverse.

In addition, dispersal barrier traversability can be classed as corridors, filters, or sweepstakes, based on the complete range of probabilities of passing a barrier, from extremely probable to exceedingly improbable, respectively. (Simpson, 1965). In densely packed planetary systems, such as the TRAPPIST-1 system, corridors may be formed. For example, three of seven planets are located within the HZ and have rocky compositions (Gillon *et al.*, 2016, 2017). Estimated orbital periods on the order of days, as well as orbital separations of < 0.01 AU, speed up material transfer between these planets, perhaps four to five times faster than between Earth and Mars (Lingam and Loeb, 2017; Krijt, 2017). For solar-like planetary systems and cosmic regions akin to the solar neighborhood, filters and sweepstakes (extremely improbable transmission pathways) would be beneficial.

On our planet, life recovery happens after each mass extinction as correlated events (Newman and Eble, 1999; Newman and

Palmer, 2003), but with non-uniform 'speed'. One can imagine a context in which violent events in synergy with spatial patterns in Galactic patches can induce selection for 'the rate' of life recovery and spread, similar to what we know about different speeds of diversity and complexity recovery after the Permian-Triassic (PT) catastrophe (Song *et al.*, 2018). Violent global regulatory mechanisms can be supernova explosions that have been first discussed as such by Vukotić (2010), while local ones comprise meteor impacts, volcanism, and chemical compositions. For instance, according to Newman and Eble (1999) extinctions on Earth at various times are correlated, and extinctions within a single stage are not independent events. Newman and Palmer (2003) examined the number of families of marine animals that appeared with the number that went extinct in each geological stage since the Phanerozoic began and found that there are origination peaks that match all of the significant extinction peaks. However, there is no perfect correlation between the two curves characterizing these two sorts of events. Moreover, on our planet, different aspects of life recovery do not occur at the same time. There is a distinction to be made between diversity and complexity recovery. For example, nearly all life on Earth was wiped around 252 million years ago during Earth's largest mass extinction (Sepkoski, 1984), known as the PT mass extinction, named after the two geologic periods it delineates. The recovery of marine ecosystems is thought to have taken several million years (Erwin, 1998), with gradual recovery from the bottom to the top trophic levels (Chen and Benton, 2012). However, data imply (Song *et al.*, 2018) that the restoration of the marine ecosystem (~ 50 Myr) took an order of magnitude longer than the recovery of biological diversity (~ 5 Myr).

In the same way that a synergy of mechanisms controls the evolution of life forms on our planet, a synergy of mechanisms may exist to govern the evolution of life forms that cause relatively moderate but frequent life recovery and spread after each reset of life on a planet or planetary system. Individual life forms migrate over space, which is a critical element of Earth's ecosystems. Migration may also be a key competitor with local planetary interactions within the Galactic patch, thereby influencing species preservation and biodiversity.

The parameters b and g could be generalized functions that include interplanetary system covariates such as observable biological, chemical, or other environmental characteristics. It is also feasible to add data, either in a static sense, where the distance kernel may allow for material exchange direction or in a dynamic sense, where the kernel could alter over time as new exoplanet data becomes available. The phase space of life-spreading can thus be recreated using the biomarkers and biosignatures data from a specific Galaxy patch. It is critical to understand that these spatially heterogeneous reactions might modify transmission patterns in unexpected ways. As a result, in order to qualitatively explain these findings, thorough knowledge is still required, which could lead to additional research.

According to the recent study by Totani (2020) the predicted number of abiogenesis events for a star, galaxy, or perhaps the entire observable universe is < 1 . Because the volume of the observable universe is less than $< 10^{-78}$ of the total inflation universe, Totani (2020) suggested that it is impossible to predict more than one abiogenesis event in such a small location without sufficient evidence. Even if Earth were the only planet

with life within the observable universe, life could nonetheless emerge on innumerable planets throughout the inflationary cosmos. If abiogenesis is the only process for the origination of life everywhere, Totani (2020) calculations demonstrate that detecting non-terrestrial biosignatures in Solar and extraterrestrial systems will be extremely improbable.

difficult.

Totani's analysis has some strong counterarguments. First, although the early Big Bang's inflation episode provides elegant solutions to some observable universe dilemmas, it has significant difficulty explaining how the inflation process began and ended. Iijas *et al.* (2013, 2014) and Iijas & Steinhardt (2016) demonstrated that Planck satellite data ruled out the simplest inflation models and that the remaining inflation models necessitate more parameters, fine-tuning, and more improbable initial conditions. At the very least, it appears that the inflation theory will need to be extensively revised, while numerous suggested changes do not appear to impact Totani's main conclusion. Second, Totani's research is limited to carbon-based biology (RNA-based biology). However, while other elements may be used to create live organisms, carbon-based biochemistry is widely acknowledged as the most ideal for producing complex molecules, which is essential for any possible kind of living or sentient beings. Finally, while Totani's analysis is based on current research, it is still vulnerable to future laboratory tests of the RNA world hypothesis. If extraterrestrial species of a different origin than those on Earth are discovered in the future, it will imply an unknown mechanism at work to polymerize nucleotides considerably quicker than random statistical processes, as Totani himself points out.

However, if interplanetary and (or) interstellar transmission of viable material is allowed (Nicholson, 2009; Wesson, 2010) life detection elsewhere is more likely to occur. In seminal works such as Zuckerman (1985) and Ćirković and Bradbury (2006) various plausible motivations for life migrations have been found.

Nonetheless, certain violent events may indirectly improve life transmission. The presence of the supermassive black hole at the Galactic core, for example, might result in a large flux of ionizing radiation, causing planetary atmospheric erosion and possibly severe consequences on surface life (Wislocka *et al.*, 2019). At the same time, erosion effects could have increased the number of terrestrial planets formed from a gaseous envelope of sub-Neptune planets (Chen *et al.*, 2018), or stimulated prebiotic chemistry or even photosynthetic activity on planets without incoming radiation (Lingam *et al.*, 2019).

If life can be transmitted across stellar systems, the highest rate of catastrophic events could be mitigated by the possibility that life can relocate swiftly to safer areas (Balbi *et al.*, 2020) or that life recovery rate is high within denser Galactic regions like the bulge.

The phase volume within which life diffusion occurs is the multidimensional space, determined by mass-viable transfer-extinction interactions, wherein life can exist. This phase space represents an emergent property informed by all levels of interactions and the laws of thermodynamics. Indeed, specific neighborhood systems are just one point within this space. The phase space, as we have seen, can increase or decrease depending on assumed interactions. We believe there is a concentration gradient, so the material will predominantly move from high to low concentration regions in the galactic patch. The phase space itself may have

its gradient defined by the ability of life diffusion to overcome the threshold imposed by parameter b , leading to an increase or a decline in diversity.

Conclusion

The availability of biosignatures from planned ground and space surveys will allow precise measurement of phase-space as the "standard" for understanding life-spreading mechanisms.

According to our results, we identify three qualitatively different phase space regions in terms of possible interstellar life spreading outcomes based on transmission and sterilization parameters: perseverance, extinction, and transition zone. Based on our simulations, the size of these three regions is apparently governed by infection rate (parameter b). Thus, three possible geometrical shapes ('waves') of interstellar life-spreading have been identified. Finally, our results suggest the sensitivity of interstellar life-transmission processes by revealing how small changes in the parameters can cause changes in population-level outcomes such as the probability density of inhabited and sterilized hosts (planetary systems). Though proposing a generative mechanism for life-transmission is beyond the scope of this research, our work brings a new piece to the puzzle of (un)correlated life-origins.

Acknowledgement. The Reviewers have provided extremely detailed and useful suggestions regarding the text clarity and presentation, for which we are grateful. The author acknowledges funding provided by the Faculty of Mathematics University of Belgrade (the contract 451-03-68/2020-14/200104), through the grants by the Ministry of Education, Science, and Technological Development of the Republic of Serbia. A. K. acknowledges the support by Chinese Academy of Sciences President's International Fellowship Initiative (PIFI) for visiting scientist. A part of this work has been presented as a short oral presentation at the Europlanet Science Congress (Virtual meeting) 2020.

References

- Adams, F.C., Spengel, D.N. (2005) Lithopanspermia in Star-Forming clusters *Astrobiology*, 5,497–514.
- Alroy, J. (2008), Dynamics of origination and extinction in the marine fossil record, *Proc. Natl Acad. Sci., USA*, 105, 11536—11542.
- Balbi, A., Hami, M., Kovačević, A. (2020), The Habitability of the Galactic Bulge, *Life*, 10, 132, 1–13
- Balderama, E., Schoenberg, F.P., Murray, E., Rundel, P.W. (2012) Application of Branching Models in the Study of Invasive Species *Journal of the American Statistical Association*, 107, 467–476.
- Bartlett, S., Wong, M. L. (2020) Defining Life in the Universe: From Three Privileged Functions to Four Pillars, *Life*, 10, 1–22
- Benner, S.A. (2010), Defining Life, *Astrobiology*, 10, 1021–1030
- Belbruno, E., Moro-Martín, A., Malhotra, R., Savransky, D. (2012) Chaotic Exchange of Solid Material Between Planetary Systems: Implications for Lithopanspermia 12, 754–774.
- Berliner, A., Mochizuki, T., Stedman, K. (2018), *Astrobiology*, 18, 207–223
- Bisin, A., Moro, A. (2020), Learning Epidemiology by Doing: The Empirical Implications of a Spatial SIR Model with Behavioral Responses, *SSRN*
- Bitihn, P., Golestanian, R. (2020), Stochastic effects on the dynamics of an epidemic due to population subdivision, *Chaos*, 30, 101102–1–101102–12.
- Breda, D., Diekmann, O., de Graaf, W. F., Pugliese, A., Vermiglio, R. (2012), On the formulation of epidemic models (an appraisal of Kermack and McKendrick), *Journal of Biological Dynamics*, 6, 103–117.
- Carlquist, S. (1974), *Island Biology*. New York: Columbia University Press
- Carvalho, A. M., Gonçalves, S. (2021), An analytical solution for the Kermack–McKendrick model, *Physica A: Statistical Mechanics and its Applications*, 566, 1–6.

- Chan, M.A., Hinman, N., Potter-McIntyre S.L., Schubert, K.E., Gillams, R.J., Awarmik, S.M. *et al.* (2019) Deciphering Biosignatures in Planetary Contexts *Astrobiology*, **19**, 1075–1102.
- Chen, Z.Q., Benton, M.J. (2012) The timing and pattern of biotic recovery following the end-Permian mass extinction *Nature Geoscience*, **5**, 375–383.
- Chen, H., Forbes, J.C., Loeb, A. (2018) Habitable Evaporated Cores and the Occurrence of Panspermia Near the Galactic Center. *Astrophys. J.*, **855**, L1.
- Chesson, P. (2013), Metapopulations, *Encyclopedia of Biodiversity (Second Edition)*, editor S. A. Levin, 240–251.
- Cliff, A.D., Ord, J.K., (1981) Spatial processes: models and applications, Pion.
- Darwin, C. (1859), *The Origin of Species by Means of Natural Selection*. London: John Murray
- Djošović, V., Vukotić, B., Ćirković, M. M. (2019), Advanced aspects of Galactic habitability, *Astronomy and Astrophysics*, **625**, A98
- Ćirković, M. M., Bradbury, R. J. (2006), Galactic Gradients, Postbiological Evolution and the Apparent Failure of SETI, *New Astronomy*, **11**, 628–639.
- Erwin, D.H. (1998) The end and the beginning: recoveries from mass extinctions *Trends in Ecology & Evolution*, **13**, 344–349.
- Fitzsimmons, A., Snodgrass, C., Rozitis, B., Yang, B., Hyland, M., Seccull, T. *et al.* (2018), Spectroscopy and thermal modelling of the first interstellar object 1I/2017 U1 ‘Oumuamua, *Nature Astronomy*, **2**, 133–137.
- Galera, E., Galanti, G. R., Kinouchi, O. (2019), Invasion percolation solves Fermi Paradox but challenges SETI projects, *International Journal of Astrobiology*, **18**, 316–322.
- Gardner, J. P., Mather, J. C., Clampin, M. *et al.* (2006), The James Webb Space Telescope, *Space Sci. Rev.* **123**, 485–606.
- Guilini, K., Soltwedel, T., van Oevelen, D., Vanreusel, A. (2011), Deep-Sea Nematodes Actively Colonise Sediments, Irrespective of the Presence of a Pulse of Organic Matter: Results from an In-Situ Experiment, *PLoS ONE*, **6**(4), e18912.
- Gillon, M., Jehin, E., Lederer, S.M. *et al.* (2016), Temperate Earth-sized planets transiting a nearby ultracool dwarf star *Nature*, **533**, 221–224
- Gillon, M., Triaud, A.H.M.J., Demory, B.O. (2017), Seven temperate terrestrial planets around the nearby ultracool dwarf star TRAPPIST-1, *Nature*, **542**, 456–460
- Ginsburg, I., Lingam, M., Loeb, A. (2018) *Astrophys. Journ. Lett.*, **868**, L12, 1–6
- Gonzalez, G., Brownlee, D., Ward, P. (2001), The Galactic Habitable Zone: Galactic Chemical Evolution, *Icarus*, **152**, 185–200.
- Hair, T. W., Hedman, A. D. (2013), Spatial dispersion of interstellar civilizations: a probabilistic site percolation model in three dimensions, *International Journal of Astrobiology*, **12**, 45–52.
- Heller, R., Armstrong, J. (2014) Superhabitable worlds *Astrobiology*, **14**, 50–66.
- Iijias, A., Loeb, A., Steinhardt, P. (2013), Inflationary Paradigm in trouble after Planck 2013, *Phys. Lett. B.*, **723**, 261–266.
- Iijias, A., Steinhardt, P. J., Loeb, A. (2014), Inflationary Schism, *Phys. Lett. B.*, **7**, 142–146.
- Iijias, A., Steinhardt, P. J. (2016), Implications of Planck2015 for inflationary, ekpyrotic and anamorphic bouncing cosmologies, *Classical and Quantum Gravity*, **33**, id. 044001.
- Jewitt, D., Luu, J. (2019) Initial Characterization of Interstellar Comet 2I/2019 Q4 (Borisov) *Astrophys. Jour. Lett.*, **886**, L29
- Kasting, J. F., Whitmire, D. P., Reynolds, R. T. (1993), Habitable zones around main sequence stars, *Icarus*, **101**, 108–128.
- Kawaguchi, Y. (2019), Panspermia Hypothesis: History of a Hypothesis and a Review of the Past, Present, and Future Planned Missions to Test This Hypothesis, in *Astrobiology From the Origins of Life to the Search for Extraterrestrial Intelligence*, Yamagishi A, Kakegawa, T and Usui, T (Eds), Springer, 419–428.
- Kermack, W.O., McKendrick, A.G. (1927) A contribution to the mathematical theory of epidemics *Proceedings of the Royal Society of London A*, **115**, No. 772, 700–721.
- Kerr, R.A. (1997) Putative Martian Microbes Called Microscopy Artifacts *Science*, **278**, 1706–1707.
- Kirby, R.S., Delmelle, E., Eberth, J.M. (2017) Advances in spatial epidemiology and geographic information systems *Annals of epidemiology*, **27**, 1–9.
- Kinouchi, O. (2001), Persistence solves Fermi paradox but challenges SETI projects, arXiv preprint
- Kovačević, A., Zeković, V., Ilić, D., Arbutina, B., Novaković, B., Onić, D., Marčeta, D., Djošović, V. (2021) Realisation of the SUPERAST project, in *Conference Proceedings Development of astronomy in Serbia*, ed. M. S. Dimitrijević, accepted
- Krijt, S., Bowling, T.J., Lyons, R.J., Ciesla, F.J. (2017) Fast Litho-panspermia in the Habitable Zone of the TRAPPIST-1 System, *The Astrophysical Journal*, **839**, L21–L25
- Li, R., Pei, S., Chen, B., Song, Y., Zhang, T., Yang, W., Shaman, J. (2020), Substantial undocumented infection facilitates the rapid dissemination of novel coronavirus (SARS-CoV-2), *Science*, **368**, 489–493
- Lin, H.W., Loeb, A. (2015), Statistical Signatures of Panspermia in Exoplanet Surveys, *ApJ* **810**, L3, 1–5
- Lineweaver, C. H., Fenner, Y., Gibson, B. K. (2004), The Galactic Habitable Zone and the Age Distribution of Complex Life in the Milky Way, *Science*, **303**, 59–62.
- Lingam, M., Ginsburg, I., Bialy, S., (2019) Active Galactic Nuclei- Boon or Bane for Biota? *Astrophys. J.*, **877**, 62, 1–8.
- Lingam, M., Loeb, A. (2017) Enhanced interplanetary panspermia in the TRAPPIST-1 system *PNAS*, **114**, 1–5.
- Lissauer, J.J., Dawson. R.I., Tremaine, S. (2014), Advances in exoplanet science from Kepler, *Nature* **513**, 336–344
- Lowery, C. M., Fraass, J. (2019), Morphospace expansion paces taxonomic diversification after end Cretaceous mass extinction, *Nat. Ecol. Evol.*, **3**, 900–904 (2019)
- Malmberg, D., Davies, M.B., Heggie, D.C. (2011) The effects of fly-bys on planetary systems *MNRAS*, **411**, 859–877.
- Melosh, J. (2003) Exchange of Meteorites (and Life?) Between Stellar Systems *Astrobiology*, **3**, 207–215.
- Meyer, S., Held, L., Höhle, M. (2017) Spatio-Temporal Analysis of Epidemic Phenomena Using the R Package surveillance *Journal of Statistical Software*, **77**, 11, 1–55.
- Moalic, Y., Desbruyères, D., Duarte, C.M., Rozenfeld, A.P., Bachraty, C., Arnaud-Haond, S. (2012) Biogeography Revisited with Network Theory: Retracing the History of Hydrothermal Vent Communities, *Systematic Biology*, **61**, 127–137
- Mohler, G.O., Short, M.B., Brantingham, P.J., Schoenberg, F.P., Tita, G.E. (2011) Self-Exciting Point Process Modeling of Crime *Journal of the American Statistical Association*, **106**, 100–108.
- Napier, W.M. (2004) A mechanism for interstellar panspermia *MNRAS*, **348**, 46–51.
- Nasell, I. (2002) Stochastic models of some endemic infections *Mathematical Biosciences*, **179**, 1–19.
- Newman, M.E.J., Eble, G.J. (1999) Power spectra of extinction in the fossil record *Proc. R. Soc. London B* **266**, 1267–1270.
- Newman, M.E., Palmer, R.G. (2003), *Modeling extinction*, Oxford University Press
- Nicholson, W.L. (2009) Ancient micronauts: interplanetary transport of microbes by cosmic impacts, *Trends in Microbiology*, **17**, 243–250
- Ogata, Y. (1999) Seismicity Analysis through Point-process Modeling: A Review *Pure and Applied Geophysics*, 155, 471–507.
- Ran, N. (2013) Dispersal Biogeography. In: *Encyclopedia of Biodiversity*, second edition, Levin S.A. (ed.), Volume 2, pp. 539–561. Waltham, MA: Academic Press.
- Saito, M., Matsumoto, M. (2008) SIMD-oriented Fast Mersenne Twister: a 128-bit Pseudorandom Number Generator, in: *Monte Carlo and Quasi-Monte Carlo Methods*, Springer, pp. 607–622
- Sepkoski, J.J. (1984) A Kinetic Model of Phanerozoic Taxonomic Diversity. III. Post-Paleozoic Families and Mass Extinctions *Paleobiology*, **10**, 246–267.
- Simpson, G.G. (1965), *The Geography of Evolution*, Philadelphia, Chilton.
- Song, H., Wignall, P.B., Dunhill, A. (2018) Decoupled taxonomic and ecological recoveries from the Permo-Triassic extinction *Science Advances*, **4**, eaat5091, 1–6.
- Takeuchi, K.A., Chaté, H., Ginelli, F., Politi, A., Torcini, A. (2011) Extensive and Subextensive Chaos in Globally Coupled Dynamical Systems *Phys. Rev. Lett.*, **107**, 124101–124106.

- Thompson, D.R., Candela, A., Wettergreen, D.S., Dobrea, E.N., Clark, R., Swayze, G., *et al.* (2018) Spatial Spectroscopic Models for Remote Exploration *Astrobiology*, **18**, 934–954.
- Tinetti, G., Drossart, P., Eccleston, P. *et al.* A chemical survey of exoplanets with ARIEL. *Exp. Astron.*, **46**, 135–209.
- Totani, T. (2020) Emergence of life in an inflationary universe, *Nature Scientific Reports*, **10**, 1671–1677
- Turnbull, M. C., Tarter, J. C. (2003), Target Selection for SETI. I. A Catalog of Nearby Habitable Stellar Systems, *Astrophysical Journal Supplement Series*, **145**, 181–198.
- Vukotić, B. (2010), The set of habitable planets and astrobiological regulation mechanisms, *International Journal of Astrobiology*, **9**, 81–87.
- Vukotić, B., Ćirković, M. M. (2012), Astrobiological Complexity with Probabilistic Cellular Automata, *Origins of Life and Evolution of Biospheres*, **42**, 347–371.
- Vrbik, I., Deardon, R., Feng, Z., Gardner, A., Braun, J., (2012) Using Individual-Level Models for Infectious Disease Spread to Model Spatio-Temporal Combustion Dynamics *Bayesian Analysis*, **7**, 615–638.
- Wesson, P. (2010) Panspermia, Past and Present: Astrophysical and Biophysical Conditions for the Dissemination of Life in Space *Space Sci. Rev.*, **156**, 239–252.
- Wisłocka, A.M., Kovačević, A.B., Balbi, A. (2019) Comparative analysis of the influence of Sgr A and nearby active galactic nuclei on the mass loss of known exoplanets, *Astron. Astrophys.*, **624**, A71
- Zhu, W., Udalski, A., Novati, S.C., Chung, S.J. *et al.* (2017) Toward a Galactic Distribution of Planets. I. Methodology and Planet Sensitivities of the 2015 High-cadence Spitzer Microlens Sample *ApJ*, **154:210**, 22pp
- Zubrin, R. (2020) Exchange of material between solar systems by random stellar encounters *International journal of astrobiology*, **19**, 43–48.
- Zuckerman, B. (1985), Stellar evolution – Motivation for mass interstellar migrations, *Quarterly Journal of the Royal Astronomical Society*, **26**, 56–59.