

Meshless Methods for Magnetohydrodynamics with Vector Potential

Xiongbiao Tu^a, Qiao Wang^{a,b}, Haonan Zheng^{a,b}, Liang Gao^{a,b,c}

^aNational Astronomical Observatories, Chinese Academy of Sciences, Beijing, 100101, China

^bSchool of Astronomy and Space Science, University of Chinese Academy of Sciences, Beijing, 100048, China

^cInstitute for Computational Cosmology, Department of Physics, Durham University, Science Laboratories, South Road, Durham DH1 3LE, England

Abstract

We present a meshless method for magnetohydrodynamics by evolving the vector potential of magnetic fields. A novel scheme and numerical techniques are developed to restrict the divergence of magnetic field, based on the Meshless Finite Mass/Volume with HLLD Riemann solver for conservative flux calculation. We found the magnetic field could be stabilized by a proper smoothing process and so the long-term evolution becomes available. To verify the new scheme, we perform the Brio-Wu shock tube, 2D and 3D Orszag-Tang vortex test problems. Our results suggest that our method is robust and has better precision on central offset, amplitude and detailed pattern than an existing meshless code—GIZMO.

Keywords: Meshless - Vector Potential - Magnetohydrodynamics

1. Introduction

Magnetic fields plays an essential role in various astrophysical processes, from solar physics, accretion disk to galaxy formations [1, 2]. To better match the dynamic range and capture the detail of shock waves and turbulence at small scale, Lagrangian Meshless methods are widely employed in many Astronomical hydro-dynamical simulations. One of the popular schemes, the smoothed-particle hydrodynamics (SPH), was firstly introduced by Lucy [3], Gingold and Monaghan [4] and has been extensively developed by Børve et al. [5], Price and Monaghan [6], Springel [7], Cullen and Dehnen [8], Abel [9], Dehnen and Aly [10], Hopkins [11]. Later the Smoothed Particle (or Lagrangian) Magnetohydrodynamics (SPMHD) has been developed [12, 13, 14, 15, 16, 17, 18, 19, 20] by coupling the gas dynamics with the magnetic field [21, 22, 23, 24, 25, 26, 27, 28, 29, 30, 31]. Recently, the Godunov solver is combined with the meshless methods to improve conservation and avoid some artificial effects of SPH [32, 33, 34]. For instance, Hopkins developed a new meshless method, GIZMO, which is more effective for the conservation of energy, momenta, and angular momentum [35, 21].

On the other hand, MHD still faces some numerical challenges, for an instance, the divergence-free ($\nabla \cdot \mathbf{B} = 0$). The conventional conservative schemes are insufficient to keep the divergence of magnetic field being vanished after long-term evolution in MHD simulations. A Constrained-Transport (CT) method [36, 37, 38, 39, 40, 41, 42, 43, 44] is widely adopted in mesh MHD solvers, but it is not available to meshless ones. Correspondingly, Hopkins [22] developed a so-called Constrained-Gradient (CG) scheme for meshless method, which effectively suppress the divergence error, but it still cannot eliminate this problem as effective as CT to mesh method. Moreover, the error of the magnetic field divergence cannot be improved by employing higher resolution, which often causes numerical instability and destroys the correct physical solutions.

In classic electromagnetism, a magnetic field is naturally defined by a vector potential ($\mathbf{B} = \nabla \times \mathbf{A}$). As an alternative dynamic variable, vector potential \mathbf{A} is employed in SPH framework and plasma physics studies [45, 46, 47, 20, 48], instead of \mathbf{B} . In this work, we introduce a vector potential (VP) method to a meshless MHD framework and combine with Godunov solver in order to achieve a theoretical divergence-free and at the same time better keep conservation.

Email address: qwang@nao.cas.cn (Qiao Wang^{a,b})

The structure of this paper is organized as follows. In section 2, we briefly present a detailed theoretical frame of meshless VP method. The technical details and the numerical implementation of the VP method is described in Section 3. Three fundamental numerical experiments are examined in section 4. We draw our conclusion and discuss our results in Section 5.

2. NUMERICAL METHOD

2.1. The magnetohydrodynamic equations

In a frame moving with velocity \mathbf{v}_f , we consider the ideal magnetohydrodynamic equations (going back to pure hydrodynamics in a special condition of $\mathbf{B} = 0$), which describes the physics of an ideal conducting fluid coupling with a magnetic field. Basically, this system composes the continuity, momentum, energy equations, and induction equations, which can be written in the form of hyperbolic conservation laws

$$L_v(\mathbf{U}) + \nabla \cdot \mathbf{F} = \mathbf{S}, \quad (1)$$

where \mathbf{U} is the state vector of conserved variables and L_v is the transport operator defined as $L_v(\mathbf{U}) = \partial \mathbf{U} / \partial t + \nabla \cdot (\mathbf{v}_f \otimes \mathbf{U})$, Conventionally, the notation \otimes is the outer product and $\nabla \cdot \mathbf{F}$ refers to the inner product between the gradient operator and the flux tensor $\mathbf{F} = F - \mathbf{v}_f \otimes \mathbf{U}$. Specifically, their components read

$$\mathbf{U} = \begin{bmatrix} \rho \\ \rho \mathbf{v} \\ \rho e \\ \mathbf{B} \\ \rho \psi \end{bmatrix}, \text{ and } F = \begin{bmatrix} \rho \mathbf{v} \\ \rho \mathbf{v} \otimes \mathbf{v} + P_T \mathbf{I} - \mathbf{B} \otimes \mathbf{B} \\ (\rho e + P_T) \mathbf{v} - (\mathbf{v} \cdot \mathbf{B}) \mathbf{B} \\ \mathbf{v} \otimes \mathbf{B} - \mathbf{B} \otimes \mathbf{v} \\ \rho \psi \mathbf{v} \end{bmatrix}, \quad (2)$$

where ρ is density, u is internal energy, $e = u + |\mathbf{B}|^2 / (2\rho) + |\mathbf{v}|^2 / 2$ is the total specific energy, $P_T = P_{gas} + |\mathbf{B}|^2 / 2$ is total pressure including thermal and magnetic pressures, and ψ is an auxiliary scalar field to control the divergence by using the source term \mathbf{S} , which can be divided into two terms [49, 50],

$$\mathbf{S} = \mathbf{S}_{\text{Powell}} + \mathbf{S}_{\text{Dedner}} = -\nabla \cdot \mathbf{B} \begin{pmatrix} 0 \\ \mathbf{B} \\ \mathbf{v} \cdot \mathbf{B} \\ \mathbf{v} \\ 0 \end{pmatrix} - \begin{pmatrix} 0 \\ 0 \\ \mathbf{B} \cdot (\nabla \psi) \\ \nabla \psi \\ (\nabla \cdot \mathbf{B}) \rho c_h^2 + \rho \psi / \tau \end{pmatrix}, \quad (3)$$

where c_h is the characteristic speed and τ is the damping time scale of the divergence wave (Eq. 10 in Hopkins and Raives [21]).

In this work, we focus on the whether a formulation of MHD coupling to the magnetic vector potential \mathbf{A} can deal with the divergence-free issue. According to Maxwell's equations, the magnetic field is expressed into a curl of potential A ,

$$\mathbf{B} = \nabla \times \mathbf{A}, \quad (4)$$

due to the mathematical identity equation $\nabla \cdot (\nabla \times \mathbf{A}) \equiv 0$. Thus the evolution of \mathbf{A} is further derived from the induction equation without currents [51, 52]

$$\frac{\partial \mathbf{B}}{\partial t} = \nabla \times (\mathbf{v} \times \mathbf{B}). \quad (5)$$

Substituting Eq. 4, we obtain

$$\frac{\partial \mathbf{A}}{\partial t} = (\mathbf{v} \times \mathbf{B}) + \nabla \phi \quad (6)$$

and

$$\frac{d\mathbf{A}}{dt} = (\mathbf{v} \times \mathbf{B}) + \mathbf{v} \cdot \nabla \mathbf{A} + \nabla \phi, \quad (7)$$

where ϕ is an arbitrary scalar function determined by the gauge condition and it usually vanishes in our simulations. The component form of Eq. 7 is written as follow, the Greek letter denotes the spatial index $\alpha = 1, 2, 3$,

$$\frac{dA^\alpha}{dt} = v^1 \frac{\partial A^1}{\partial x^\alpha} + v^2 \frac{\partial A^2}{\partial x^\alpha} + v^3 \frac{\partial A^3}{\partial x^\alpha} + \frac{\partial \phi}{\partial x^\alpha}. \quad (8)$$

Without loss of generality, the scalar ϕ is fixed to be zero in this work. In 2-D condition, the components of A^1 , A^2 and v^3 always vanish, then $d\mathbf{A}/dt \equiv 0$. Using this extra constraint, we can solve the exact evolution of \mathbf{A} and no further numerical error is accumulated into analytical vector potential except for particles shift (see Section 3.1).

2.2. Weak solution & Conservative Meshless Method

We consider the weak solution of the conservative equation (Eq. 1) and begin with the definition of inner product of function f and g

$$\langle f, g \rangle = \int_{\mathbb{R}^d \times \mathbb{R}^+} f g \, dx dt$$

in the range of $x \in \mathbb{R}^d, t \in [0, \infty)$. To discretize the spatial integral, we employ a continuous symmetric kernel function $W(x - x_i, h(x))$ constrained by $\int_{\mathbb{R}^d} W(x - x', h(x')) dx = 1$ at compact support. So that the fraction function $\psi_i(x)$ around particle i reads

$$\psi_i(x) = \frac{1}{\omega(x)} W(x - x_i, h(x_i)),$$

where $\omega(x) = \sum_{j \in P} W(x - x_j, h(x_j))$ is the normalization with the kernel size $h(x)$ of function W . The **meshless derivatives** of a scalar function with respect to x^α , $\alpha \in \{1, 2, 3\}$ is given by

$$\begin{aligned} D_h^\alpha f(x_i) &= \sum_{j \in P} (f(x_j) - f(x_i)) \mathbf{T}^{\alpha\beta}(x_i) (x_j^\beta - x_i^\beta) \psi_j(x_i) \\ &\triangleq \sum_{j \in P} (f(x_j) - f(x_i)) \tilde{\psi}_j^\alpha(x_i), \end{aligned} \quad (9)$$

where x_j is the position of particle j . All particles compose of a discrete particle set P on a compact domain Ω of \mathbb{R}^d . The tensor $\mathbf{E}^{\alpha\beta}(x_i) = \sum_{j \in P} (x_j - x_i)^\alpha (x_j - x_i)^\beta \psi_j(x_i)$ and $\mathbf{T}(x_i) = \mathbf{E}(x_i)^{-1}$. Its adjoint operator denoted by a star sign reads

$$D_h^{\alpha*} f(x_i) = \sum_{j \in P} (f(x_i) \tilde{\psi}_j^\alpha(x_i) - f(x_j) \tilde{\psi}_i^\alpha(x_j)).$$

The conservative equation is multiplied by a continuously differentiable test function, $\varphi \in C_0^1(\mathbb{R}^d \times \mathbb{R}^+)$, and integrated over the support

$$\int_{\mathbb{R}^d \times \mathbb{R}^+} (\mathbf{U} L_v^*(\varphi) + \mathbf{F}(\mathbf{U}) \cdot \nabla \varphi + \mathbf{S} \varphi) dx dt = 0,$$

where $L_v^*(\varphi) = \partial \varphi / \partial t + \mathbf{v}_f \cdot \nabla \varphi$. There exists a weak solution to the conservation laws, since

$$\langle L_v(\mathbf{U}), \varphi \rangle = - \langle \mathbf{U}, L_v^*(\varphi) \rangle.$$

We transfer the spatial integral and meshless derivatives of φ into the frame of \mathbf{v}_f and obtain

$$\int_{\mathbb{R}^+} \sum_i \left[V_i \mathbf{U}_i \frac{d\varphi_i}{dt} + V_i \mathbf{F}^\alpha(\mathbf{U}_i) D_h^\alpha \varphi_i + V_i \mathbf{S}_i \varphi_i \right] dt = 0.$$

Making an integration by parts with respect to t and rearranging the second term of the left hand side, we have the form

$$\int_{\mathbb{R}^+} \sum_i \left[\frac{d}{dt} (V_i \mathbf{U}_i) + D_h^{\alpha*} (V_i \mathbf{F}^\alpha(\mathbf{U}_i)) - V_i \mathbf{S}_i \right] \varphi_i dt = 0.$$

This equation holds for any test function φ , only if the expression inside the parenthesis vanishes, i.e.

$$\frac{d}{dt}(V_i \mathbf{U}_i) + D_h^{\alpha*}(V_i \mathbf{F}^\alpha(\mathbf{U}_i)) = V_i \mathbf{S}_i.$$

Considering the pair of particles i and j , we calculate the fluxes $\tilde{\mathbf{F}}_{ij}$ on the pair-wise virtual boundaries by a Riemann solver[34, 35]. The second term is replaced by

$$\frac{d}{dt}(V_i \mathbf{U}_i) + \sum_{j \in P} \tilde{\mathbf{F}}_{ij}^\alpha \hat{\mathbf{A}}_{ij}^\alpha = V_i \mathbf{S}_i, \quad (10)$$

where $\hat{\mathbf{A}}_{ij}^\alpha = V_i \tilde{\psi}_j^\alpha(x_i) - V_j \tilde{\psi}_i^\alpha(x_j)$ is the effective area element between particle i and j . Meanwhile, the effective volume V_i is approximately equal to $1/\omega(x_i)$,

$$\begin{aligned} V_i &= \int_{\mathbb{R}^d} \psi_i(x) dx \\ &= \int_{\mathbb{R}^d} \left(\frac{1}{\omega(x_i)} + (x - x_i) \cdot \nabla \frac{1}{\omega(x_i)} + \mathcal{O}(h^2(x_i)) \right) W(x - x_i, h(x_i)) dx \\ &= \frac{1}{\omega(x_i)} + \mathcal{O}(h^2(x_i)). \end{aligned} \quad (11)$$

This expression can be used to compute the spatial integral of an arbitrary function $f(x)$ by a weighted summation over discrete points,

$$\int_{\mathbb{R}^d} f(x) dx = \sum_{i \in P} f(x_i) \frac{1}{\omega(x_i)} + \mathcal{O}(h^2(x_i)). \quad (12)$$

3. Numerical Implementation

3.1. The evolution of vector potential

In this work, we modify the relevant subroutine in GIZMO code to implement our method. The kernel size $h(x_i)$ for each particle i used in spatial derivative in ν dimensions,

$$N_{\text{NGB}} = C_\nu h^\nu(x_i) \sum_{j \in P} W(x_j - x_i, h(x_i)), \quad (13)$$

where $C_\nu = 1, \pi, 4\pi/3$ for $\nu = 1, 2, 3$, and N_{NGB} can be set as 20 for the 2-D case, 32 for the 3-D case. The kernel size $h(x_i)$ is generated iteratively by formulation (13). Thus, $V_i = \omega^{-1}(x_i) = [\sum_{j \in P} W(x_i - x_j, h(x_j))]^{-1}$. Each particle resides a virtual cell. The flux through the cell boundaries between two particles is solved by a 1-D Harten-Lax-van Leer Discontinuities (HLLD) Riemann solver. Following the meshless scheme, we reconstruct all those variables at the pair-wise virtual boundaries by their gradients. For instance, at the position around particle i , the value of quantity f is linearly reconstructed by $f_{\text{rec},i} = f_i + (\mathbf{x} - \mathbf{x}_i) \cdot \nabla f_i$. Because the magnetic field \mathbf{B} is still need for the evolution of the other dynamic variables, density ρ , pressure P , velocity \mathbf{v} . The source term $(VS)_i$ in Eq. 3 for particle i is

$$\begin{aligned} (VS)_i &= -(V \nabla \cdot \mathbf{B})_i^* \begin{pmatrix} 0 \\ \mathbf{B}_i \\ \mathbf{v}_i \cdot \mathbf{B}_i \\ \mathbf{v}_i \\ 0 \end{pmatrix} - \begin{pmatrix} 0 \\ 0 \\ \mathbf{B}_i \cdot (V \nabla \psi)_i^* \\ (V \nabla \psi)_i^* \\ (V \nabla \cdot \mathbf{B})_i^* \rho_i c_{h,i}^2 + (m\psi)_i / \tau_i \end{pmatrix}, \\ (V \nabla \cdot \mathbf{B})_i^* &= - \sum_j \tilde{\mathbf{B}}'_{x,ij} |\hat{\mathbf{A}}_{ij}|, \\ (V \nabla \psi)_i^* &= - \sum_j \tilde{\psi}_{ij} \hat{\mathbf{A}}_{ij}, \end{aligned} \quad (14)$$

where $\bar{\mathbf{B}}'_{x,ij}$ and $\bar{\psi}_{ij}$ are the combination of the normal component of the magnetic field \mathbf{B}'_x with respect to area elements and ψ , their forms read

$$\bar{\mathbf{B}}'_{x,ij} = \frac{1}{2}(\mathbf{B}'_{x,L} + \mathbf{B}'_{x,R}) + \frac{1}{2\tilde{c}_{h,ij}}(\psi_L - \psi_R), \quad (15)$$

$$\bar{\psi}_{ij} = \frac{1}{2}(\psi_L + \psi_R) + \frac{\tilde{c}_{h,ij}}{2}(\mathbf{B}'_{x,L} - \mathbf{B}'_{x,R}). \quad (16)$$

We set \mathbf{v}'_x as projected speed with respect to the frame, then $c_h = \mathbf{v}'_x + c_+$, $\mathbf{v}'_x + c_-$ is the fast/slow magnetosonic wave speed,

$$c_{\pm} = \left[\frac{a^2}{2} + \frac{|\mathbf{B}|^2}{2\rho} \pm \sqrt{\left(\frac{a^2}{2} + \frac{|\mathbf{B}|^2}{2\rho} \right)^2 - \frac{a^2 \mathbf{B}_x'^2}{\rho}} \right]^{\frac{1}{2}}. \quad (17)$$

The parameter $a = \sqrt{\gamma P/\rho}$, $\tilde{c}_{h,ij} = \max\{c_{+,i}, c_{+,j}\}$, and $\tau_i = L_i/(c_r c_{h,i})$, L_i is an effective size of the particle ($L_i = V_i, \sqrt{2V_i/\pi}, (3V_i/4\pi)^{1/3}$ for 1D, 2D, and 3D, respectively) and the constant c_r is equal to 0.03 [53].

According to the definition of meshless derivative (Eq. 9), the discrete divergence condition is numerically satisfied. Therefore, the instead evolution of VP would not cause a long term bias. Although the numerical differential form of the divergence of the magnetic $\nabla_h \cdot \mathbf{B} = 0$, the integrated magnetic flux is not zero, especially across the magnetic shock. So the divergence-cleaning term (Eq. 14) is inevitable to control numerical stability in VP method.

In the original GIZMO method, the magnetic field is advanced by using HLLD flux to solve the equation of magnetic field \mathbf{B} in MHD equation (1). But in our method, magnetic field is derived from vector potential at every single step. We already know that $d\mathbf{A}/dt \equiv 0$ in 2-D case. The vector potential value of particle i is fixed with the moving of particles,

$$\mathbf{A}_i^{n+1} = \mathbf{A}_i^n. \quad (18)$$

It means that \mathbf{A} evolves analytically and no numerical error is introduced by vector potential in the numerical modelling, compared with the magnetic field. It is the simplest Lagrangian scheme and a perfect solver to conserve the good behavior of dynamical variables.

In the three dimensional MHD, the magnetic field \mathbf{B} is directly determined by Eq. 4. According to Eq. 8, the explicit scheme for the evolution of vector potential \mathbf{A} reads

$$\mathbf{A}_i^{n+1} = \mathbf{A}_i^n + \Delta t([\nabla \mathbf{A}_i^n]^\top \mathbf{v}_i^{n+1/2}), \quad (19)$$

where $\mathbf{v}_i^{n+1/2}$ is the median value of the velocity of leapfrog scheme.

3.2. Stabilization of the magnetic field

Unfortunately, using simple scheme of Eq. 19, the long-term evolution of magnetic field is numerically unstable. In the three dimensional MHD, the evolution of vector potential \mathbf{A} is not analytical, the error of magnetic field \mathbf{B} derived by Eq. (4) ruins the stability of numerical solution. To overcome this problem, we introduce a convolution of the magnetic \mathbf{B} . As follow, the smooth function $f_W(x)$ of the function f can be written as

$$f_W(x) = \int_{\mathbb{R}^n} f(x-y)W(y)dy = \int_{\mathbb{R}^n} f(y)W(x-y)dy. \quad (20)$$

Here, $W(x)$ is a kernel function. The function $f_W(x)$ converges to the function f as the kernel size decreasing. We refer to magnetic field by the Eq. 4 as \mathbf{B}_d , then calculate the regularizing magnetic \mathbf{B} from the discrete magnetic field \mathbf{B}_d by Eq. 20, i.e.,

$$\mathbf{B}(x) = \int_{\mathbb{R}^n} \mathbf{B}_d(y)W(x-y)dy, \quad \mathbf{B}_d(x) = \nabla \times \mathbf{A}(x). \quad (21)$$

which is directly calculated by the sum of $\sum_{j \in P} V_j \mathbf{B}(x_j)W(x_i - x_j, h(x_i))$. It is easy to tell that the numerical convergence is not changed. In this case, we return to Eq. 7 and rewrite the scheme as

$$\mathbf{A}_i^{n+1} = \mathbf{A}_i^n + \Delta t(\mathbf{v}_i^{n+1/2} \times \mathbf{B}_i^n + \mathbf{v}_i^{n+1/2} \cdot \nabla \mathbf{A}_i^n). \quad (22)$$

Compared with Eq. 19, it involves a partial smoothed field. Such a stabilizing procedure could avoid the numerical oscillation of \mathbf{B} field, during the evolution. That corresponds to a similar method in Stasyszyn and Elstner [20].

4. NUMERICAL TESTS

In this section, we run a series of 2-D and 3-D test problems to examine the accuracy our method, and compare with some existing works, e.g. GIZMO with the constraint gradient (CG) correction, in Meshless Finite Mass (MFM) and Volume (MFV) methods, respectively.

4.1. Brio-Wu shocktube

We first perform the Brio-Wu shocktube test. In the 2D periodic boundary condition (box size of $x \in (0, 4)$ and $y \in (0, 0.25)$), we employ 896×56 particles and setup left-state vector as $(\rho, v^1, v^2, v^3, B^1, B^2, B^3, P) = \{1, 0, 0, 0, 0.75, 1, 0, 1\}$ and right-state $\{0.125, 0, 0, 0, 0.75, -1, 0, 0.1\}$, following the initial condition in Brio and Wu [54]. The magnetic is determined by the vector potential of $A^3 = 0.75y \mp (x - 2)$ for left and right parts, respectively. The index of equation of state is $\gamma = 2$.

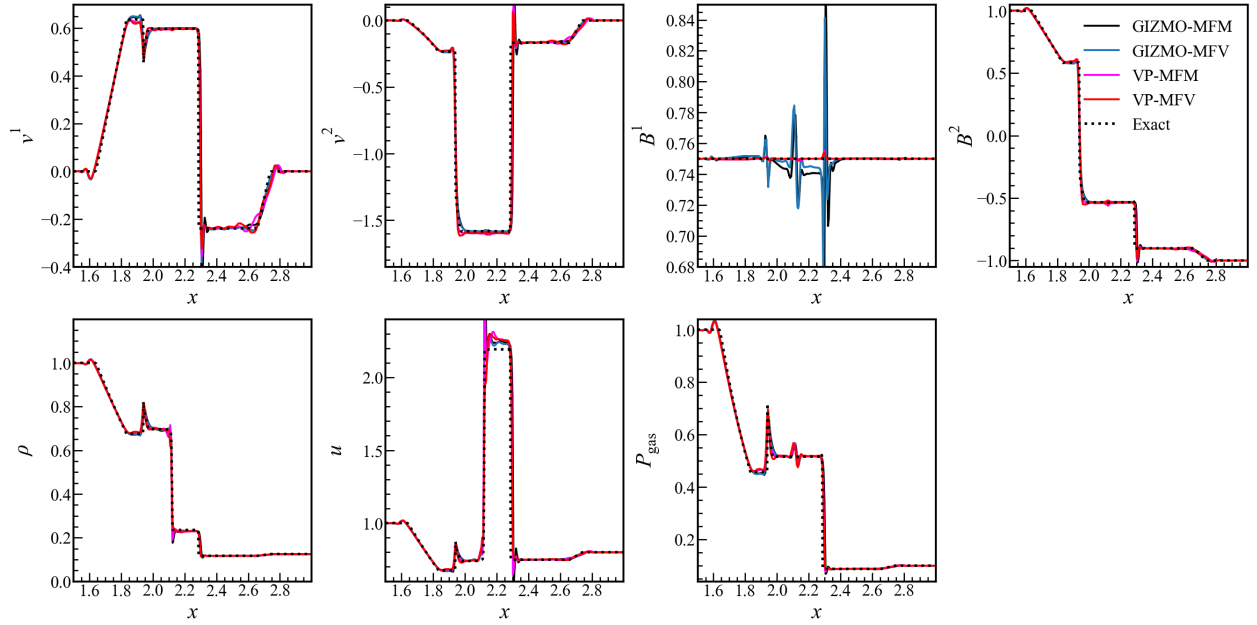


Figure 1: Brio-Wu shock tube. Density, velocity, magnetic field, internal energy and pressure is evolving by GIZMO-MFM method (dark line), GIZMO-MFV method (blue line), VP-MFM method (purple line), VP-MFV method (red line) and exact solution (dashed line) at $t = 0.2$, respectively.

This test is designed to measure the accuracy of MHD shocks, rarefaction wave and contact discontinuities. Compared with GIZMO-MFM and GIZMO-MFV methods, the results of density, energy, pressure and velocity evolution of the VP-MFM and VP-MFV methods are consistent. There still exist oscillation at boundaries of the shock and discontinuities, but the positions are accurately captured, the magnitude of oscillations are similar with the GIZMO results. It is obvious that a significant improvement on the B^1 occurs, when comparing to the GIZMO in Fig. 1. Note, the magnetic oscillation of the VP method at $x \approx 2.1$ is caused by the non-smooth initial vector potential.

4.2. 2D Orszag-Tang vortex

The second test is the 2-D compressible Orszag-Tang vortex problem[55]. In a periodic squared domain, we set initial parameters to $\gamma = 5/3$, $\rho = 25/36\pi$, $P_{gas} = 5/12\pi$, $(v^1, v^2) = \{-\sin(2\pi y), \sin(2\pi x)\}$, and $(B^1, B^2) = \{-\sin(2\pi y)/\sqrt{4\pi}, \sin(4\pi x)/\sqrt{4\pi}\}$. Correspondingly, the vector potential is initialized to $A^3 = 1/(8\pi^{3/2})[2\cos(2\pi y) + \cos(4\pi x)]$. All simulations contain 256^2 particles.

In Fig 2, we present the distribution of density, pressure and magnetic fields of simulations run with GIZMO and VP at $t = 0.2, 0.5$. Both VP-MFM and VP-MFV are highly consistent with the GIZMO results.

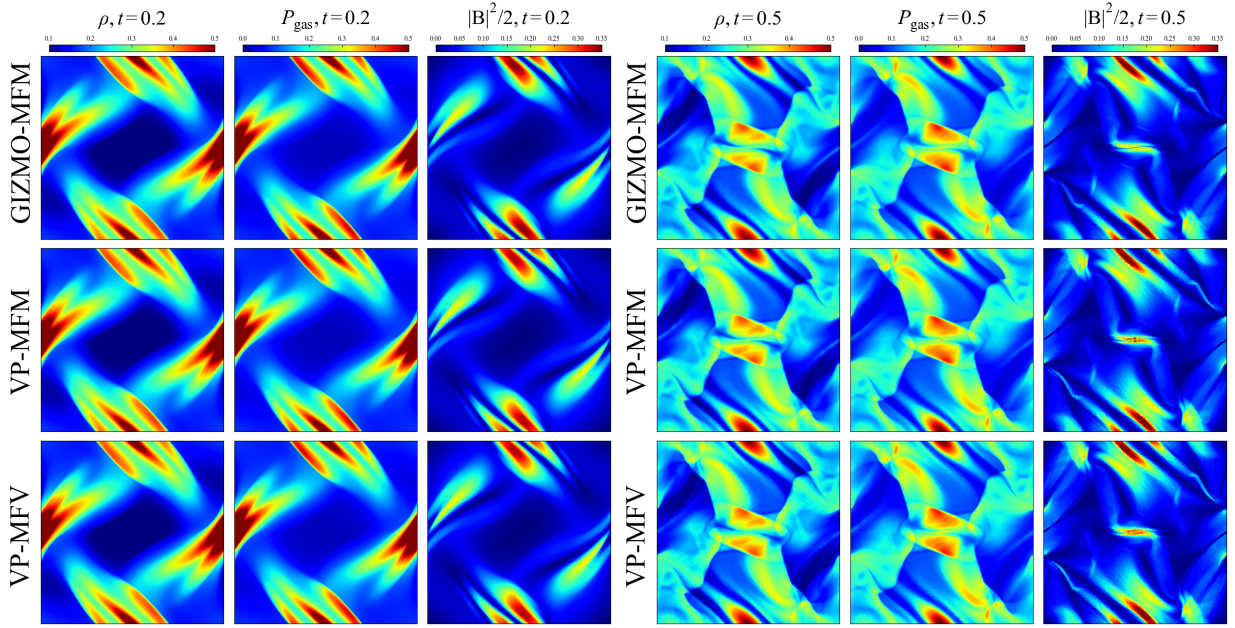


Figure 2: The 2D Orszag-Tang vortex. The distribution of ρ , P_{gas} and $|\mathbf{B}|^2/2$ shows in the columns form left to right, respectively. For comparison, the GIZMO case is presented in the first row, The VP-MFM is in the second and VP-MFV is in the third row.

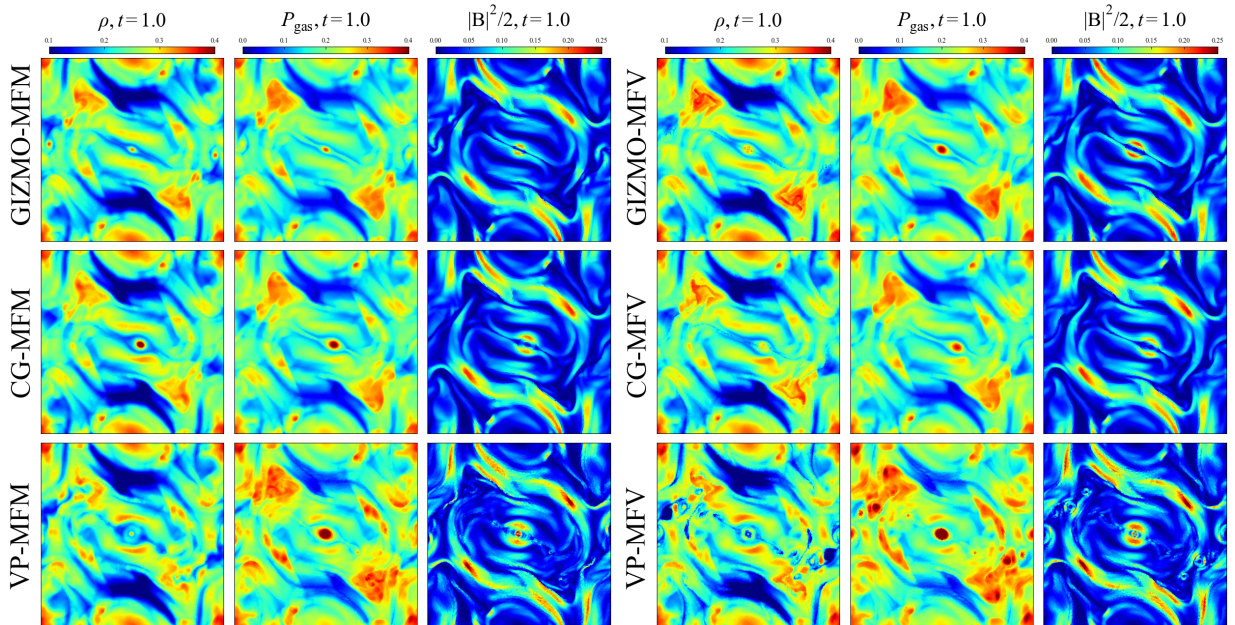


Figure 3: The 2D Orszag-Tang vortex. Distribution of ρ , P_{gas} and $|\mathbf{B}|^2/2$ of 2D Orszag-Tang vortex, at time $t = 1.0$. The left panel is solved by MFM and the right is MFV.

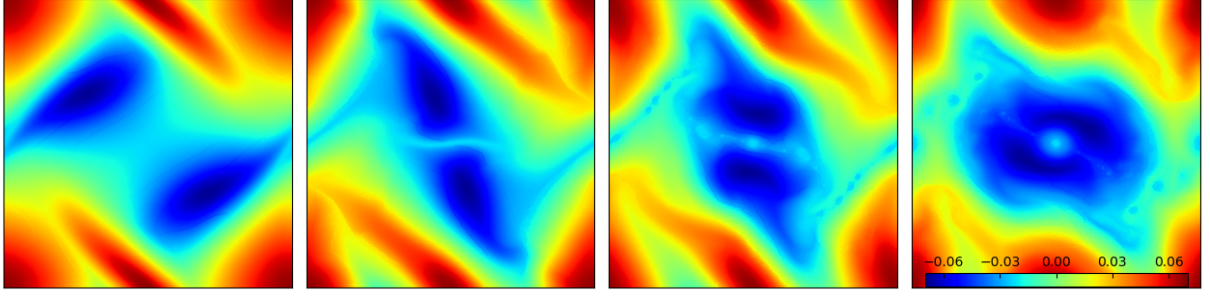


Figure 4: Distribution of the vector potential A^3 in 2D Orszag-Tang vortex case is evolved by VP-MFV at time $t = 0.2, 0.5, 0.7$ and 1.0 , from left to right panels.

However, the deviation of VP and GIZMO method becomes visible at time $t = 1$. In Fig 3, we present distribution of mass density, gas pressure and magnetic energy density of simulations run with GIZMO, GIZMO with CG and VP in MFM and MFV method, respectively. All three methods can resolve the central vortex (density and pressure), but the vortex size and strength are quite different. Especially in terms of pressure P_{gas} , while the central vortex pressure P_{gas} of VP-MFM and VP-MFV are close to 0.68 which is consistent with the results of mesh code [26] (e.g., by the Athena with Roe solver and the third order algorithm¹), the feature of central vortex in GIZMO is less prominent than our method. In GIZMO-CG method, while the amplitude of magnetic field is improved in relative to GIZMO-MFM, the vortex offset the centre moderately. In addition, more small vortexes near boundaries are observed in VP method than GIZMO or GIZMO-CG, which is also consistent with the results of mesh code.

It is not surprising that the VP method produces such better results. As described in Section 3.1, in our method, the magnetic field \mathbf{B} is exactly zero-divergence and has analytical solutions in 2-D cases, therefore stable long-term evolution of magnetic field \mathbf{B} is expected. Fig. 4 displays the evolution of the vector potential A^3 based on VP-MFV method at time $t = 0.2, 0.5, 0.7, 1.0$. It is obvious that the symmetry and details at small scales can be precisely captured.

4.3. 3D Orszag-Tang vortex

The last test problem we conduct is the 3D Orszag & Tang vortex. We follow Helzel et al. [40] to set up numerical parameters, namely in a periodic 3D unit box, the initial condition is set to be $\rho = 25/36\pi$, $P_{gas} = 5/12\pi$,

$$(v^1, v^2, v^3) = \{-(1 + \epsilon_p \sin(2\pi z)) \sin(2\pi y), (1 + \epsilon_p \sin(2\pi z)) \sin(2\pi x), \epsilon_p \sin(2\pi z)\}$$

$$(B^1, B^2, B^3) = \left\{-\frac{\sin(2\pi y)}{\sqrt{4\pi}}, \frac{\sin(4\pi x)}{\sqrt{4\pi}}, 0\right\},$$

and the initial magnetic field derived by $A^3 = 1/(8\pi^{3/2})[2\cos(2\pi y) + \cos(4\pi x)]$. Here we choose $\epsilon_p = 0.2$. The adiabatic index of gas is $\gamma = 5/3$. We perform 4 simulations from the same initial setup but with different MHD schemes. All runs are carried out with 128^3 particles.

Fig. 5 shows the evolution till $t = 1$. Due to the periodic condition, we list the pressure at three surfaces $x = 0, y = 0, z = 0$ and density at the surface of $z = 0$ for comparison. The results of the VP method are in good agreement with the results of the CG method before $t = 0.5$. After that, the difference between VP method and CG method increases gradually. At time $t = 1$, a clear vortex appears in VP method, but failed in CG.

In Fig. 6, we present the vortex structure of magnetic pressure with different methods at $t = 1$. Clearly, the result of CG-MFM is very similar to the CG-MFV, but both of them fail to generate the central vortex. Note that there is also small difference between the VP-MFM and VP-MFV.

¹<https://www.astro.princeton.edu/~jstone/Athena/tests/orszag-tang/pagesource.html>

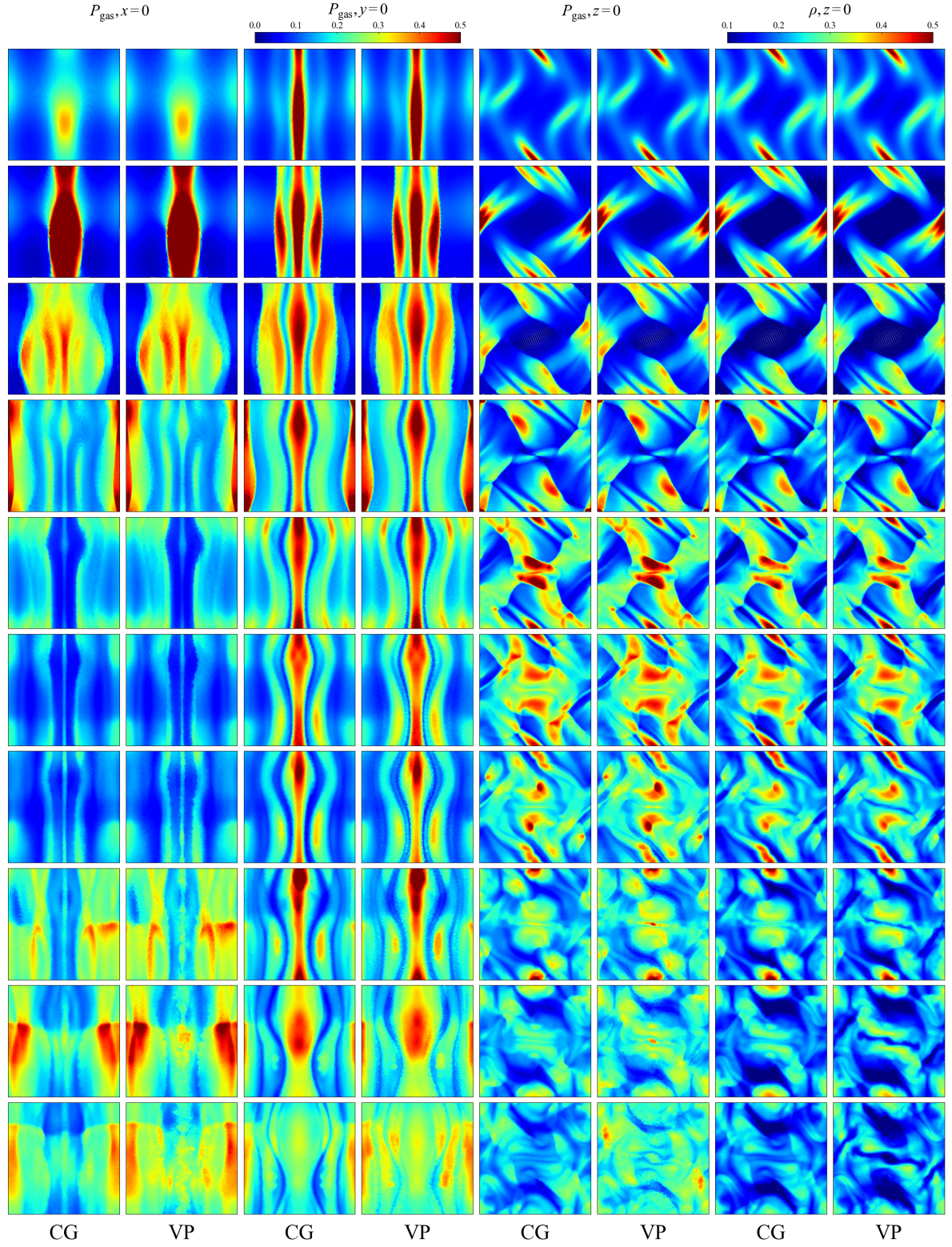


Figure 5: Comparison of the pressure P_{gas} and density ρ between CG (column 1,3, 5 and 7) and VP (column 2, 4, 6 and 8) at time from $t = 0.1$ (top) to 1 (bottom row).

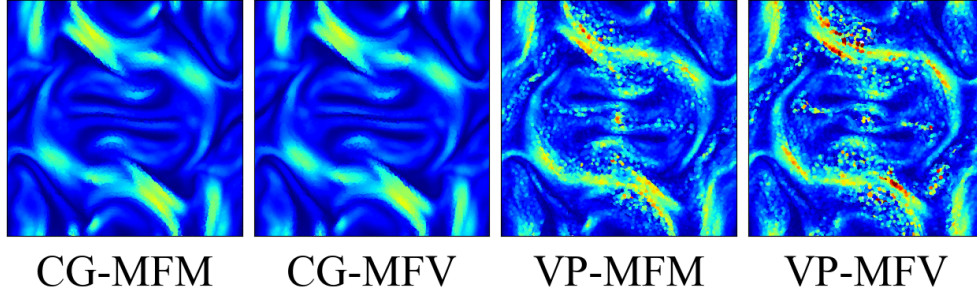


Figure 6: Evolution of 3D Orszag-Tang vortex. The panels from left to right show the magnetic pressure $|\mathbf{B}|^2/2$ in the side of $z = 0$ at $t = 1.0$ in CG-MFM, CG-MFV, VP-MFM, and VP-MFV method, respectively. The color bar is the same with the counterpart in the 2D case.

5. Conclusion

We developed a novel meshless method based on vector potential of magnetic field in MHD. In this method, the vector potential A is used as a primitive variable, instead of magnetic field B , and a conservative Riemann solver is adopted for flux calculation. Such a scheme automatically vanishes the divergence and does not need the extra artificial correction, while the derived magnetic field need to be stabilized by smoothing.

We test our scheme by running the Brio-Wu shock tube, two and three dimensional Orszag-Tang vortex test problems, and compare our results with those of the GIZMO implementations. In the Brio-Wu test, the numerical oscillation of magnetic field at discontinuous point in GIZMO almost disappears in our method. In the 2D vortex test, the magnetic field in our method perfectly forms a central vortex and captures detailed pattern in the entire computing zone, much better than the results of GIZMO. In the 3D vortex experiment, both amplitude and position of vortex are more clear, symmetric with our method than their counterparts with CG-GIZMO. The CG method calibrates the flux of magnetic field over compact boundaries, which inevitably distorts the derivative of \mathbf{B} . These errors do not show up in our method. On the other hand, our method employs a Godunov scheme with advantage of treating disconnection and keeping conservation when comparing with a VP-SPH method.

Finally, we conclude that our method is effective and robust, and it provides a better control on magnetic field divergence, especially on the discontinuous points and shock wave front. Meanwhile, VP-MFM/MFV is flexible to be implemented for programming and it is potentially powerful for high dynamic range MHD simulation.

6. Acknowledgements

We acknowledge the support from National SKA Program of China (Grant No. 2020SKA0110401), Special Research Assistant Program of the Chinese Academy of Sciences and K.C.Wong Education Foundation. LG acknowledge support from NSFC grant (No. 11425312), and two Royal Society Newton Advanced Fellowships, as well as the hospitality of the Institute for Computational Cosmology at Durham University.

References

- [1] F. Marinacci, M. Vogelsberger, R. Pakmor, P. Torrey, V. Springel, L. Hernquist, D. Nelson, R. Weinberger, A. Pillepich, J. Naiman, S. Genel, First results from the IllustrisTNG simulations: radio haloes and magnetic fields, *Monthly Notices of the Royal Astronomical Society* 480 (2018) 5113–5139. doi:10.1093/mnras/sty2206. arXiv:1707.03396.
- [2] J. Stone, K. Tomida, C. White, K. Felker, The athena++ adaptive mesh refinement framework: Design and magnetohydrodynamic solvers, *The Astrophysical Journal Supplement Series* 249 (2020) 4. doi:10.3847/1538-4365/ab929b.
- [3] L. B. Lucy, A numerical approach to the testing of the fission hypothesis., *Astronomical Journal* 82 (1977) 1013–1024. doi:10.1086/112164.
- [4] R. A. Gingold, J. J. Monaghan, Smoothed particle hydrodynamics: theory and application to non-spherical stars, *Monthly Notices of the Royal Astronomical Society* 181 (1977) 375–389. doi:10.1093/mnras/181.3.375. arXiv:https://academic.oup.com/mnras/article-pdf/181/3/375/3104055/mnras181-0375.pdf.
- [5] S. Børve, M. Omang, J. Trulsen, Regularized Smoothed Particle Hydrodynamics: A New Approach to Simulating Magnetohydrodynamic Shocks, *The Astrophysical Journal* 561 (2001) 82–93. doi:10.1086/323228.

- [6] D. J. Price, J. J. Monaghan, Smoothed Particle Magnetohydrodynamics - II. Variational principles and variable smoothing-length terms, *Monthly Notices of the Royal Astronomical Society* 348 (2004) 139–152. doi:10.1111/j.1365-2966.2004.07346.x. arXiv:astro-ph/0310790.
- [7] V. Springel, The cosmological simulation code GADGET-2, *Monthly Notices of the Royal Astronomical Society* 364 (2005) 1105–1134. doi:10.1111/j.1365-2966.2005.09655.x. arXiv:astro-ph/0505010.
- [8] L. Cullen, W. Dehnen, Inviscid smoothed particle hydrodynamics, *Monthly Notices of the Royal Astronomical Society* 408 (2010) 669–683. doi:10.1111/j.1365-2966.2010.17158.x. arXiv:1006.1524.
- [9] T. Abel, rpSPH: a novel smoothed particle hydrodynamics algorithm, *Monthly Notices of the Royal Astronomical Society* 413 (2011) 271–285. doi:10.1111/j.1365-2966.2010.18133.x. arXiv:1003.0937.
- [10] W. Dehnen, H. Aly, Improving convergence in smoothed particle hydrodynamics simulations without pairing instability, *Monthly Notices of the Royal Astronomical Society* 425 (2012) 1068–1082. doi:10.1111/j.1365-2966.2012.21439.x. arXiv:1204.2471.
- [11] P. F. Hopkins, A general class of Lagrangian smoothed particle hydrodynamics methods and implications for fluid mixing problems, *Monthly Notices of the Royal Astronomical Society* 428 (2013) 2840–2856. doi:10.1093/mnras/sts210. arXiv:1206.5006.
- [12] J. L. Maron, G. G. Howes, Gradient Particle Magnetohydrodynamics: A Lagrangian Particle Code for Astrophysical Magnetohydrodynamics, *The Astrophysical Journal* 595 (2003) 564–572. doi:10.1086/377296. arXiv:astro-ph/0107454.
- [13] D. J. Price, J. J. Monaghan, Smoothed Particle Magnetohydrodynamics - III. Multidimensional tests and the $\nabla \cdot \mathbf{B} = 0$ constraint, *Monthly Notices of the Royal Astronomical Society* 364 (2005) 384–406. doi:10.1111/j.1365-2966.2005.09576.x. arXiv:astro-ph/0509083.
- [14] S. Rosswog, D. Price, MAGMA: a three-dimensional, Lagrangian magnetohydrodynamics code for merger applications, *Monthly Notices of the Royal Astronomical Society* 379 (2007) 915–931. doi:10.1111/j.1365-2966.2007.11984.x. arXiv:0705.1441.
- [15] K. Dolag, F. Stasyszyn, An MHD GADGET for cosmological simulations, *Monthly Notices of the Royal Astronomical Society* 398 (2009) 1678–1697. doi:10.1111/j.1365-2966.2009.15181.x. arXiv:0807.3553.
- [16] K. Iwasaki, S.-I. Inutsuka, Smoothed particle magnetohydrodynamics with a Riemann solver and the method of characteristics, *Monthly Notices of the Royal Astronomical Society* 418 (2011) 1668–1688. doi:10.1111/j.1365-2966.2011.19588.x. arXiv:1106.3389.
- [17] J. L. Maron, C. P. McNally, M.-M. Mac Low, Phurbas: An Adaptive, Lagrangian, Meshless, Magnetohydrodynamics Code. I. Algorithm, *The Astrophysical Journal Supplement Series* 200 (2012) 6. doi:10.1088/0067-0049/200/1/6. arXiv:1110.0835.
- [18] T. S. Tricco, D. J. Price, Constrained hyperbolic divergence cleaning for smoothed particle magnetohydrodynamics, *Journal of Computational Physics* 231 (2012) 7214–7236. doi:10.1016/j.jcp.2012.06.039. arXiv:1206.6159.
- [19] F. A. Stasyszyn, K. Dolag, A. M. Beck, A divergence-cleaning scheme for cosmological SPMHD simulations, *Monthly Notices of the Royal Astronomical Society* 428 (2013) 13–27. doi:10.1093/mnras/sts018. arXiv:1205.4169.
- [20] F. A. Stasyszyn, D. Elstner, A vector potential implementation for smoothed particle magnetohydrodynamics, *Journal of Computational Physics* 282 (2015) 148–156. doi:10.1016/j.jcp.2014.11.011. arXiv:1411.3290.
- [21] P. F. Hopkins, M. J. Raives, Accurate, meshless methods for magnetohydrodynamics, *Monthly Notices of the Royal Astronomical Society* 455 (2016) 51–88. doi:10.1093/mnras/stv2180. arXiv:1505.02783.
- [22] P. F. Hopkins, A constrained-gradient method to control divergence errors in numerical MHD, *Monthly Notices of the Royal Astronomical Society* 462 (2016) 576–587. doi:10.1093/mnras/stw1578. arXiv:1509.07877.
- [23] J. F. Hawley, J. M. Stone, MOCCT: A numerical technique for astrophysical MHD, *Computer Physics Communications* 89 (1995) 127–148. doi:10.1016/0010-4655(95)00190-Q.
- [24] G. Tóth, The $\nabla \cdot \mathbf{B} = 0$ Constraint in Shock-Capturing Magnetohydrodynamics Codes, *Journal of Computational Physics* 161 (2000) 605–652. doi:10.1006/jcph.2000.6519.
- [25] T. Miyoshi, K. Kusano, A multi-state HLL approximate Riemann solver for ideal magnetohydrodynamics, *Journal of Computational Physics* 208 (2005) 315–344. doi:10.1016/j.jcp.2005.02.017.
- [26] J. M. Stone, T. A. Gardiner, P. Teuben, J. F. Hawley, J. B. Simon, Athena: A New Code for Astrophysical MHD, *The Astrophysical Journal Supplement Series* 178 (2008) 137–177. doi:10.1086/588755. arXiv:0804.0402.
- [27] S. Li, H. Li, R. Cen, CosmoMHD: A Cosmological Magnetohydrodynamics Code, *The Astrophysical Journal Supplement Series* 174 (2008) 1–12. doi:10.1086/521302. arXiv:astro-ph/0611863.
- [28] R. Pakmor, A. Bauer, V. Springel, Magnetohydrodynamics on an unstructured moving grid, *Monthly Notices of the Royal Astronomical Society* 418 (2011) 1392–1401. doi:10.1111/j.1365-2966.2011.19591.x. arXiv:1108.1792.
- [29] S. Kawai, Divergence-free-preserving high-order schemes for magnetohydrodynamics: An artificial magnetic resistivity method, *Journal of Computational Physics* 251 (2013) 292–318. doi:10.1016/j.jcp.2013.05.033.
- [30] P. Mocz, M. Vogelsberger, D. Sijacki, R. Pakmor, L. Hernquist, A discontinuous Galerkin method for solving the fluid and magnetohydrodynamic equations in astrophysical simulations, *Monthly Notices of the Royal Astronomical Society* 437 (2014) 397–414. doi:10.1093/mnras/stt1890. arXiv:1305.5536.
- [31] M. M. Lopes, R. Deiterding, A. K. F. Gomes, O. Mendes, M. O. Domingues, An ideal compressible magnetohydrodynamic solver with parallel block-structured adaptive mesh refinement, *Computers & Fluids* 173 (2018) 293–298. URL: <https://www.sciencedirect.com/science/article/pii/S0045793018300410>. doi:https://doi.org/10.1016/j.compfluid.2018.01.032.
- [32] N. Lanson, J.-P. Vila, Renormalized meshfree schemes i: Consistency, stability, and hybrid methods for conservation laws, *SIAM Journal on Numerical Analysis* 46 (2008) 1912–1934. doi:10.1137/S0036142903427718. arXiv:https://doi.org/10.1137/S0036142903427718.
- [33] N. Lanson, J.-P. Vila, Renormalized meshfree schemes ii: Convergence for scalar conservation laws, *SIAM Journal on Numerical Analysis* 46 (2008) 1935–1964. doi:10.1137/S003614290444739X. arXiv:https://doi.org/10.1137/S003614290444739X.
- [34] E. Gaburov, K. Nitadori, Astrophysical weighted particle magnetohydrodynamics, *Monthly Notices of the Royal Astronomical Society* 414 (2011) 129–154. doi:10.1111/j.1365-2966.2011.18313.x. arXiv:1006.4159.
- [35] P. F. Hopkins, A new class of accurate, mesh-free hydrodynamic simulation methods, *Monthly Notices of the Royal Astronomical Society* 450 (2015) 53–110. doi:10.1093/mnras/stv195. arXiv:1409.7395.
- [36] C. R. Evans, J. F. Hawley, Simulation of Magnetohydrodynamic Flows: A Constrained Transport Model, *The Astrophysical Journal* 332

- (1988) 659. doi:10.1086/166684.
- [37] S. Fromang, P. Hennebelle, R. Teyssier, A high order Godunov scheme with constrained transport and adaptive mesh refinement for astrophysical magnetohydrodynamics, *Astronomy and Astrophysics* 457 (2006) 371–384. doi:10.1051/0004-6361:20065371. arXiv:astro-ph/0607230.
 - [38] J. A. Rossmannith, An unstaggered, high-resolution constrained transport method for magnetohydrodynamic flows, *SIAM Journal on Scientific Computing* 28 (2006) 1766–1797. doi:10.1137/050627022. arXiv:https://doi.org/10.1137/050627022.
 - [39] A. J. Cunningham, A. Frank, P. Varnière, S. Mitran, T. W. Jones, Simulating Magnetohydrodynamical Flow with Constrained Transport and Adaptive Mesh Refinement: Algorithms and Tests of the AstroBEAR Code, *The Astrophysical Journal Supplement Series* 182 (2009) 519–542. doi:10.1088/0067-0049/182/2/519. arXiv:0710.0424.
 - [40] C. Helzel, J. A. Rossmannith, B. Taetz, An unstaggered constrained transport method for the 3D ideal magnetohydrodynamic equations, *Journal of Computational Physics* 230 (2011) 3803–3829. doi:10.1016/j.jcp.2011.02.009. arXiv:1007.2606.
 - [41] F. Miniati, D. F. Martin, Constrained-transport Magnetohydrodynamics with Adaptive Mesh Refinement in CHARM, *The Astrophysical Journal Supplement Series* 195 (2011) 5. doi:10.1088/0067-0049/195/1/5. arXiv:1103.1878.
 - [42] P. Mocz, M. Vogelsberger, L. Hernquist, A constrained transport scheme for MHD on unstructured static and moving meshes, *Monthly Notices of the Royal Astronomical Society* 442 (2014) 43–55. doi:10.1093/mnras/stu865. arXiv:1402.5963.
 - [43] P. Mocz, R. Pakmor, V. Springel, M. Vogelsberger, F. Marinacci, L. Hernquist, A moving mesh unstaggered constrained transport scheme for magnetohydrodynamics, *Monthly Notices of the Royal Astronomical Society* 463 (2016) 477–488. doi:10.1093/mnras/stw2004. arXiv:1606.02310.
 - [44] L. Li, D. Zhang, W. Zheng, A constrained transport divergence-free finite element method for incompressible MHD equations, *Journal of Computational Physics* 428 (2021) 109980. doi:10.1016/j.jcp.2020.109980. arXiv:2008.09244.
 - [45] A. Brandenburg, Magnetic field evolution in simulations with Euler potentials, *Monthly Notices of the Royal Astronomical Society* 401 (2010) 347–354. doi:10.1111/j.1365-2966.2009.15640.x. arXiv:0907.1906.
 - [46] D. J. Price, Smoothed Particle Magnetohydrodynamics - IV. Using the vector potential, *Monthly Notices of the Royal Astronomical Society* 401 (2010) 1475–1499. doi:10.1111/j.1365-2966.2009.15763.x. arXiv:0909.2469.
 - [47] J. Xiao, J. Liu, H. Qin, Z. Yu, A variational multi-symplectic particle-in-cell algorithm with smoothing functions for the Vlasov-Maxwell system, *Physics of Plasmas* 20 (2013) 102517. doi:10.1063/1.4826218.
 - [48] H. Qin, J. Liu, J. Xiao, R. Zhang, Y. He, Y. Wang, Y. Sun, J. W. Burby, L. Ellison, Y. Zhou, Canonical symplectic particle-in-cell method for long-term large-scale simulations of the Vlasov-Maxwell equations, *Nuclear Fusion* 56 (2016) 014001. doi:10.1088/0029-5515/56/1/014001. arXiv:1503.08334.
 - [49] K. G. Powell, P. L. Roe, T. J. Linde, T. I. Gombosi, D. L. De Zeeuw, A Solution-Adaptive Upwind Scheme for Ideal Magnetohydrodynamics, *Journal of Computational Physics* 154 (1999) 284–309. doi:10.1006/jcph.1999.6299.
 - [50] A. Dedner, F. Kemm, D. Kröner, C.-D. Munz, T. Schnitzer, M. Wesenberg, Hyperbolic divergence cleaning for the mhd equations, *Journal of Computational Physics* 175 (2002) 645–673. doi:https://doi.org/10.1006/jcph.2001.6961.
 - [51] P. Janhunen, A Positive Conservative Method for Magnetohydrodynamics Based on HLL and Roe Methods, *Journal of Computational Physics* 160 (2000) 649–661. doi:10.1006/jcph.2000.6479.
 - [52] D. J. Price, J. J. Monaghan, Smoothed Particle Magnetohydrodynamics - I. Algorithm and tests in one dimension, *Monthly Notices of the Royal Astronomical Society* 348 (2004) 123–138. doi:10.1111/j.1365-2966.2004.07345.x. arXiv:astro-ph/0310789.
 - [53] A. Mignone, P. Tzeferacos, A second-order unsplit godunov scheme for cell-centered mhd: The ctu-glm scheme, *Journal of Computational Physics* 229 (2010) 2117–2138. doi:https://doi.org/10.1016/j.jcp.2009.11.026.
 - [54] M. Brio, C. C. Wu, An Upwind Differencing Scheme for the Equations of Ideal Magnetohydrodynamics, *Journal of Computational Physics* 75 (1988) 400–422. doi:10.1016/0021-9991(88)90120-9.
 - [55] S. A. Orszag, C. M. Tang, Small-scale structure of two-dimensional magnetohydrodynamic turbulence, *Journal of Fluid Mechanics* 90 (1979) 129–143. doi:10.1017/S002211207900210X.