

Quantum-inspired classical algorithm for molecular vibronic spectra

Changhun Oh,¹ Youngrong Lim,² Yat Wong,¹ Bill Fefferman,³ and Liang Jiang¹

¹*Pritzker School of Molecular Engineering, University of Chicago, Chicago, Illinois 60637, USA*

²*School of Computational Sciences, Korea Institute for Advanced Study, Seoul 02455, Korea*

³*Department of Computer Science, University of Chicago, Chicago, Illinois 60637, USA*

We have recently seen the first plausible claims for quantum advantage using sampling problems such as random circuit sampling using superconducting qubits and Gaussian boson sampling. The obvious next step is to channel the potential quantum advantage to solving practical applications rather than proof-of-principle experiments. Recently, a quantum simulator, specifically a Gaussian boson sampler, has been proposed to generate molecular vibronic spectra efficiently, which is an essential property of molecules and an important tool for analyzing chemical components and studying molecular structures. Computing molecular vibronic spectra has been a challenging task, and its best-known classical algorithm scales combinatorially in the system size. Thus, it is a candidate of tasks for which a quantum device provides a computational advantage. In this work, we propose a quantum-inspired classical algorithm for molecular vibronic spectra for harmonic potential. We first show that the molecular vibronic spectra problem corresponding to Fock-state boson sampling can be efficiently solved using a classical algorithm as accurately as running a boson sampler. In particular, we generalize Gurvits’s algorithm to approximate Fourier components of the spectra of Fock-state boson sampling and prove using Parseval’s relation that the error of the spectra can be suppressed as long as that of the Fourier components are small. We also show that the molecular vibronic spectra problems of Gaussian boson sampling, which corresponds to the actual molecular vibronic spectra problem in chemistry, can be exactly solved even without Gurvits-type algorithms. Consequently, we demonstrate that those problems are not candidates of quantum advantage. We then provide a more general molecular vibronic spectra problem, which is also chemically well-motivated, for which our method does not work anymore and so we might be able to take advantage of a boson sampler.

Quantum computers are believed to solve problems that cannot be efficiently solved using classical counterparts [1]. Ultimately, quantum computers need to be fault-tolerant and scalable to solve various problems, such as integer factorization [2] and digital quantum simulation of the real-time dynamics of large quantum systems [3]. While the theoretical study and experimental implementations of quantum error correction schemes are rapidly developing, quantum machines at hand are still noisy intermediate-scale quantum (NISQ) devices. Nevertheless, we have recently seen the first plausible quantum advantage demonstrations using NISQ devices, such as a superconducting qubit system with random circuit sampling [4, 5] and a quantum optical system with Gaussian boson sampling [6–8].

Since quantum advantages from sampling tasks are promising, there have been proposals for applications for which we can potentially exploit the advantages. One such example is the generation of so-called molecular vibronic spectra [9]. Due to its importance in chemistry, its classical algorithm has been extensively studied while the best-known algorithm still scales combinatorially in the system size [10]. Recently, it has been proposed to employ a quantum simulator, which is a Gaussian boson sampler [11], to efficiently generate the spectra [9]. Gaussian boson sampling is a task that is believed to be hard for classical computers under plausible computational complexity assumptions and that has been exploited for a quantum advantage demonstration [11–13]. Therefore, the molecular vibronic spectra problem has been treated as a candidate for applications

of quantum simulators [14]. Indeed, many experiments have been conducted to generate spectra using a Gaussian boson sampler [15–17]. Also, many classical algorithms to simulate Gaussian boson sampling have been proposed [18–22], while the cost is exponential in the system size in general. Thus, solving the molecular vibronic spectra problem by simulating Gaussian boson sampling takes exponential costs.

Meanwhile, the proposed quantum algorithms might also inspire us to develop efficient classical algorithms [23]. For example, the D-wave device has inspired efficient algorithms [24, 25]. Some quantum machine learning algorithms also inspired novel polynomial scaled classical algorithms [26, 27]. More recently, S. Aaronson wrote a blog post claiming that there can be an efficient approximate classical algorithm for molecular vibronic spectra, although he did not give the details [28].

In this work, by using the framework of boson sampling, we establish the complexity of the molecular vibronic spectra problem. We first consider the problem corresponding to Fock-state boson sampling and show that the exact computation of the spectra is computationally hard ($\#P$ -hard). However, even running a boson sampler entails a sampling error, which indicates that an additive error, instead of exact computation, is a correct target for classical algorithms. To achieve the target accuracy as efficient as a boson sampler, we devise an approximate classical algorithm using Fourier transformation. In particular, we generalize Gurvits’s algorithm to approximate the Fourier components of general Fock-state molecular

vibronic spectra which include multiphoton input states and show by using Parseval's relation that the generalized Gurvits's algorithm and the inverse Fourier transformation achieves the same accuracy as a boson sampler in an efficient way. We then generalize the method to an actual molecular vibronic spectra problem corresponding to Gaussian boson sampling and show that we can even exactly compute the Fourier components and spectra efficiently. Consequently, we demonstrate that the molecular vibronic spectra problem corresponding to Fock-state boson sampling or Gaussian boson sampling does not provide a quantum advantage. We then show by providing a more general type of molecular vibronic spectra problem that there exists a problem, which is also chemically well motivated, that the proposed method does not solve the problem as much as running a corresponding boson sampler. Thus, it suggests that we might be able to take advantage of boson sampling to solve a classically hard problem.

RESULTS

Grouped probability of boson sampling

Before we present our main results for the molecular vibronic spectra problem, let us first discuss how to potentially exploit a boson sampling for estimating a computational hard quantity, which provides a more general sense of the molecular vibronic problem. One naive way of using a boson sampler is to estimate a permanent, which is a hard graph-theoretical quantity, because the output probability of boson sampling can be expressed as a permanent. A caveat is that, in the hardness regime, the probability, or the corresponding permanent, is exponentially small that we still need exponentially many samples to achieve a reasonable accuracy due to the nature of sampling, even without considering experimental imperfections. Such a caveat suggests that if we want to estimate a quantity using a boson sampler, it needs to be sufficiently large that the required number of samples is at most polynomially many. One way to construct such problems is to group output probabilities and estimate their sum, instead of estimating individual probabilities, so the quantity becomes sufficiently large. The molecular vibronic spectra problem is exactly such kind of a problem, which will be elaborated on in the following section.

Molecular vibronic spectra

Let us first define the problem using the framework of Fock-state boson sampling and then generalize the problem to the one corresponding to Gaussian boson sampling, which describes the actual molecular vibronic spectra (we define the problem from the chemical perspective and elaborate on the relation in Methods).

Consider an M -mode Fock-state boson sampling with input state $|\psi_{\text{in}}\rangle = |\mathbf{n}\rangle$ with $\mathbf{n} \equiv (n_1, \dots, n_M) \in \mathbb{Z}_{\geq 0}^M$ and an M -mode linear-optical circuit \hat{U} , characterized by $M \times M$ unitary matrix U . The probability of measuring the output photon configuration $|\mathbf{m}\rangle$ is then written as

$$p(\mathbf{m}) = \frac{|\text{Per} U_{\mathbf{n}, \mathbf{m}}|^2}{\sqrt{\mathbf{n}! \mathbf{m}!}}, \quad (1)$$

where $U_{\mathbf{n}, \mathbf{m}}$ is obtained by repeating the i th row of U by n_i times and the j th column of U by m_j times. We then introduce two more parameters which define groups of probabilities: a weight vector $\boldsymbol{\omega} \in \mathbb{Z}_{\geq 0}^M$ with each element at most polynomially large, i.e., $\omega_i \leq O(\text{poly}(M))$ for all $i \in [M]$, and a set of numbers $\Omega \in \{0, \dots, \Omega_{\text{max}}\}$ which represents each group of outcomes. (see Methods for more discussion about the weight vector.) Using the parameters, we group output probabilities in a way that we sum them if the inner product $\boldsymbol{\omega} \cdot \mathbf{m}$ is equal, i.e.,

$$G(\Omega) \equiv \sum_{\mathbf{m}=\mathbf{0}}^{\infty} p(\mathbf{m}) \delta(\Omega - \boldsymbol{\omega} \cdot \mathbf{m}) = \sum_{\mathbf{m} \in \mathcal{G}(\Omega)} p(\mathbf{m}), \quad (2)$$

where we defined sets $\mathcal{G}(\Omega) \equiv \{\mathbf{m} \in \mathbb{Z}_{\geq 0}^M : \mathbf{m} \cdot \boldsymbol{\omega} = \Omega\}$ for $\Omega \in \{0, \dots, \Omega_{\text{max}}\}$. We will call such a grouped probability $G(\Omega)$ as molecular vibronic spectra in a more general sense. Intuitively, computing the spectra seems difficult because the probability $p(\mathbf{m})$ is hard to compute and furthermore for each Ω , we need to sum $p(\mathbf{m})$ over exponentially many outcomes. Even if we are able to approximate the individual probabilities with a reasonable error, it is nontrivial to approximate the grouped probabilities with suppressing the error because the number of outcomes are exponentially large.

Meanwhile, a boson sampler enables us to straightforwardly estimate the spectra by collecting samples and counting the number of samples that give Ω after inner product (see Fig. 1). Since the number of distinct groups is $\Omega_{\text{max}} + 1 \leq O(\text{poly}(M))$, each grouped probability's magnitude $|G(\Omega)|$ becomes $O(1/\text{poly}(M))$; thus, a reasonable target error becomes $O(1/\text{poly}(M))$ as well. By Chernoff bound, the running time to achieve the target error ϵ with high probability $1 - \delta$ is $T = O(\text{poly}(M, 1/\epsilon, \log \delta^{-1}))$, i.e., at most polynomial in the system size and the target accuracy $1/\epsilon$. We emphasize that in contrast to estimating each probability, which is exponentially small, grouping the probabilities into polynomially many groups allows the sampling error $O(1/\text{poly}(M))$ obtained with polynomially many samples to become still reasonable.

Fourier components of molecular vibronic spectra

As seen from the definition of the spectra in Eq. (2), a direct computation or even an approximation does not seem trivial. The key idea of our algorithm to circumvent the direct computation of exponentially many

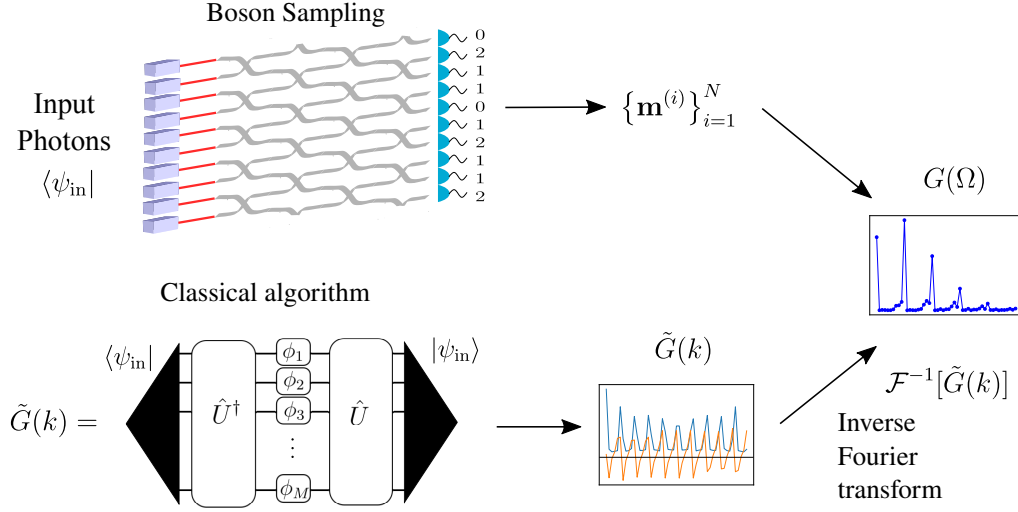


FIG. 1. Molecular vibronic spectra generation using boson sampling and the proposed classical algorithm by computing the Fourier components of the spectra. The Fourier components are described by a circuit diagram whose expression is given in Eq. (3) with defining $\phi_i = -k\theta\omega_i$. The operation for each ϕ_i is phase-shifting operator $e^{i\phi_i\hat{n}_i}$.

probabilities is to consider its Fourier components. First of all, we derive the Fourier components of molecular vibronic spectra (See Methods for the derivation):

$$\tilde{G}(k) \equiv \left\langle \bigotimes_{i=1}^M \left(\sum_{m_i=0}^{\infty} |m_i\rangle \langle m_i|_i e^{-ik\theta m_i \omega_i} \right) \right\rangle = \langle e^{-ik\theta \hat{\mathbf{n}} \cdot \boldsymbol{\omega}} \rangle, \quad (3)$$

$$G(\Omega) = \frac{1}{\Omega_{\max} + 1} \sum_{k=0}^{\Omega_{\max}} \tilde{G}(k) e^{ik\theta \Omega} = \sum_{\mathbf{m}=0}^{\infty} p(\mathbf{m}) \delta(\Omega - \boldsymbol{\omega} \cdot \mathbf{m}), \quad (4)$$

where $\theta \equiv 2\pi/(\Omega_{\max} + 1)$, $k \in \{0, \dots, \Omega_{\max}\}$, and $|m_i\rangle \langle m_i|_i$ is the projector on m_i photon state for the i th mode. Note that we did not assume Fock-state boson sampling, i.e., the relation is applicable to any circuits. Hence, in general, the Fourier component is the overlap between an output state $|\psi_{\text{out}}\rangle$ and a phase-shifted state $e^{-ik\theta \hat{\mathbf{n}} \cdot \boldsymbol{\omega}} |\psi_{\text{out}}\rangle$, and once we can compute the overlap efficiently, we obtain the Fourier components and recover the spectra by the inverse Fourier transformation (see Fig. 1). Note that the Fourier components depend only on input photons \mathbf{n} not on output configurations \mathbf{m} .

For Fock-state boson sampling, the Fourier components can be written as

$$\tilde{G}(k) = \langle \mathbf{n} | \hat{U}^\dagger e^{-ik\theta \hat{\mathbf{n}} \cdot \boldsymbol{\omega}} \hat{U} | \mathbf{n} \rangle \equiv \langle \mathbf{n} | \hat{V} | \mathbf{n} \rangle = \frac{\text{Per}(V_{\mathbf{n}, \mathbf{n}})}{\mathbf{n}!}, \quad (5)$$

where we defined a unitary operator $\hat{V} \equiv \hat{U}^\dagger e^{-ik\theta \hat{\mathbf{n}} \cdot \boldsymbol{\omega}} \hat{U}$, consisting of \hat{U} and a phase-shift operator $e^{-ik\theta \hat{\mathbf{n}} \cdot \boldsymbol{\omega}}$ and \hat{U}^\dagger . Thus, it is a linear-optical circuit characterized by a unitary matrix $V = U^\dagger D U$, with $D \equiv \text{diag}(e^{-ik\theta\omega_1}, \dots, e^{-ik\theta\omega_M})$ characterizing the phase-shift operator. Here, such a diagonal form suggests that V is

a general form of an arbitrary unitary matrix. Together with this fact, since computing the permanent of a general matrix in multiplicative error is #P-hard and one can embed an arbitrary complex matrix into a submatrix of a unitary matrix by normalizing the matrix, computing its Fourier component in multiplicative error is also #P-hard [12]. Therefore, it shows that computing Fourier components in multiplicative error is a #P-hard problem, and consequently, it proves that the exact computation of the spectra is also a #P-hard problem.

In fact, we again emphasize that even if we run a boson sampling experiment using a quantum device and reproduce the spectra from the sampling outcomes, the resultant spectra has an additive sampling error. Therefore, reproducing the spectra within a multiplicative error is not expected to be achievable by running a boson sampling circuit with polynomially many samples; thus, an additive error is a relevant target using a classical simulation to compare with a quantum device. Interestingly, there exists a classical algorithm, so-called Gurvits's algorithm, which can efficiently approximate the permanent of a matrix within an additive error [12, 29]. However, this algorithm is not sufficient for general Fock-state boson sampling cases where n_i contains more than a single-photon for some i 's because the error can increase exponentially in the system size in that case (see Ref. [30]). We generalize Gurvits's algorithm to estimate the spectra which includes multiphotons \mathbf{n} using the following equality (see Ref. [30] for the derivation)

$$\frac{\text{Per}(V_{\mathbf{n}, \mathbf{n}})}{\mathbf{n}!} = \mathbb{E}_{\mathbf{x} \in \mathcal{X}} \left[\prod_{i=1}^M \left(\frac{\bar{y}_i (V y)_i}{n_i} \right)^{n_i} \right], \quad (6)$$

where $y_i \equiv \sqrt{n_i} x_i$, $\mathbf{x} \in \mathcal{X} \equiv \mathcal{R}[n_1 + 1] \times \dots \times \mathcal{R}[n_M + 1]$, where $\mathcal{R}[j]$ is the set of j th roots of unity. Thus, by

sampling the random variable with uniform $\mathbf{x} \in \mathcal{X}$, the randomized algorithm gives an estimate μ of permanent of an $n \times n$ matrix such that

$$\left| \frac{\text{Per}(V_{n,n})}{n!} - \mu \right| < \epsilon \|V\|^n, \quad (7)$$

with high probability $1 - \delta$ with running time $T = O(\text{poly}(n, 1/\epsilon, \log \delta^{-1}))$. Here, $\|V\|$ is the spectral norm of the matrix V , which is always 1 for our case because V is a unitary matrix. Thus, the generalized Gurvits's algorithm enables us to efficiently approximate Fourier components within a reasonable additive error even though computation of the Fourier components in a multiplicative error is hard (#P-hard). Note that although a generalized Gurvits's algorithm might be used to approximate individual probabilities in Eq. (4), it is nontrivial to approximate the sum of exponentially many probabilities, which is enabled by approximating Fourier components instead of probabilities.

The remaining challenge is the propagation of the error of Fourier coefficients to that of the spectra through the inverse Fourier transformation. Using Parseval's relation, we prove that as long as we estimate the Fourier coefficients with a small error ϵ , the transformed spectra's error is also small as ϵ (see Methods for proof):

$$\sum_{\Omega=0}^{\Omega_{\max}} |\Delta G(\Omega)|^2 = \frac{1}{\Omega_{\max} + 1} \sum_{k=0}^{\Omega_{\max}} |\Delta \tilde{G}(k)|^2 \leq \epsilon^2, \quad (8)$$

which proves that $|\Delta G(\Omega)| \leq \epsilon$ for any Ω , where ΔG and $\Delta \tilde{G}$ represent the error of spectra and Fourier component estimation. Hence, if there is an efficient algorithm that approximates the Fourier components within an error ϵ in a running time $T = O(\text{poly}(M, 1/\epsilon, \log \delta^{-1}))$, the algorithm enables us to achieve the same accuracy as running a boson sampling. For Fock-state boson sampling case, Gurvits's algorithm is evidently such an algorithm estimating Fourier components. Consequently, we have shown that the molecular vibronic spectra problem corresponding to Fock-state boson sampling can be efficiently solved by a classical computer as accurately as running a boson sampler, which indicates that there is no quantum advantage from this problem.

Exact computation of Fourier components of actual molecular vibronic spectra

As mentioned before and in Methods, actual molecular vibronic spectra problems at zero temperature under harmonic potential approximation correspond to Gaussian boson sampling. For this case where the input state is a product Gaussian state $|\psi_{\text{in}}\rangle = \hat{D}(\boldsymbol{\alpha})\hat{S}(\mathbf{r})|0\rangle$ and the circuit is again a linear-optical circuit \hat{U} , the Fourier components can be written as

$$\tilde{G}(k) = \langle \psi_{\text{in}} | \hat{U}^\dagger e^{-ik\theta \hat{\mathbf{n}} \cdot \boldsymbol{\omega}} \hat{U} | \psi_{\text{in}} \rangle. \quad (9)$$

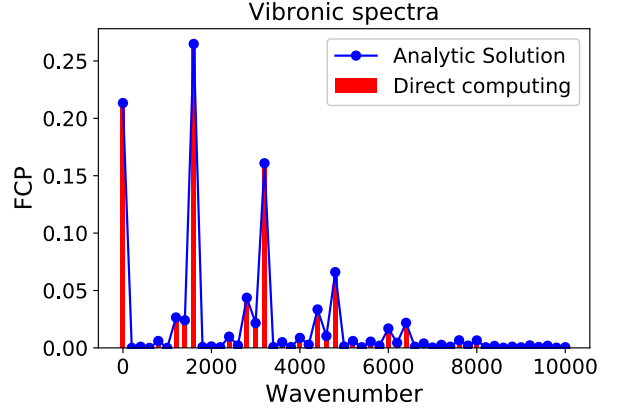


FIG. 2. Molecular vibronic spectra of formic acid ($\text{CH}_2\text{O}_2, 1^1\text{A}' \rightarrow 1^2\text{A}'$) generated by directly computing all probabilities and by the solution in Eq. (11). The unit of wavenumber is cm^{-1} . The resolution for the spectra is set to be 200 cm^{-1} . We first compute Fourier components using Eq. (11) and take the inverse Fourier transform to obtain the spectra. The corresponding transformation is obtained from Ref. [9].

Since only a Gaussian state and Gaussian operations are involved in Fourier components, one can easily compute them using the standard technique of quantum optics without needing Gurvits's approximate algorithm. More explicitly, we use the positive P -representation [31] for Eq. (3), motivated by Ref. [32].

Using the positive P -representation of single-mode Gaussian states and the relation for a normal-ordered operator such as $e^{-\gamma \hat{n}} = e^{\hat{n}(e^{-\gamma}-1)}$: [33], we can rewrite the Fourier components in Eq. (3) as [30]

$$\tilde{G}(k) = \int_{\mathbb{R}^{2M}} d\mathbf{x} d\mathbf{y} P_{\text{in}}(\mathbf{x}, \mathbf{y}) \exp \left[\sum_{i=1}^M x'_i y'_i (e^{-ik\theta\omega_i} - 1) \right], \quad (10)$$

where $P_{\text{in}}(\mathbf{x}, \mathbf{y})$ is the positive P -representation of an input squeezed state. Here, $: \hat{O} :$ is the normal-ordered form of an operator \hat{O} [34], and $(\mathbf{x}', \mathbf{y}') = (U\mathbf{x}, U^*\mathbf{y})$ accounts for the linear-optical unitary operation. More specifically, when a coherent state goes through an M -mode linear-optical circuit \hat{U} , it transforms as $\hat{U}|\mathbf{x}\rangle = |U\mathbf{x}\rangle$, where U is the corresponding $M \times M$ unitary matrix for the circuit. Since $\tilde{G}(k)$ is now written as a Gaussian integral, it can be analytically obtained,

$$\tilde{G}(k) = \mathcal{N} \frac{(2\pi)^M}{\sqrt{\det(Q)}} \exp \left(\frac{1}{2} \mathbf{c}^T Q^{-1} \mathbf{c} + c_0 \right), \quad (11)$$

where $\phi_j \equiv -k\theta\omega_j$,

$$Q \equiv \begin{pmatrix} 2\Gamma^{-1} + \mathbb{1}_M & -U^T \text{diag}(e^{i\phi_j})_{j=1}^M U^* \\ -U^\dagger \text{diag}(e^{i\phi_j})_{j=1}^M U & 2\Gamma^{-1} + \mathbb{1}_M \end{pmatrix}, \quad (12)$$

and,

$$\mathcal{N} \equiv \prod_{i=1}^M \frac{\sqrt{1+\gamma_i}}{\pi\gamma_i}, \Gamma \equiv \text{diag}(\gamma_i)_{i=1}^M, \Phi = \text{diag}(e^{i\phi_j} - 1)_{j=1}^M, \\ \mathbf{c} \equiv (\mathbf{a}^T, \mathbf{b}^T)^T, \mathbf{a} \equiv \frac{U^T \Phi \delta^*}{\sqrt{2}}, \mathbf{b} \equiv \frac{U^\dagger \Phi \delta}{\sqrt{2}}, c_0 \equiv \frac{\delta^T \Phi \delta^*}{2}. \quad (13)$$

Here, $\delta/\sqrt{2}$ is a displacement vector of the final state $\hat{U}|\psi_{\text{in}}\rangle$. Note that Q is a complex symmetric matrix and $\text{Re}(Q)$ is positive definite, which guarantees that the Gaussian integral converges. We provide more details of the derivation and convergence of the integral in Ref. [30]. It implies that molecular vibronic spectra's Fourier components at zero temperature have an analytic solution, so we can obtain the spectra by simply taking the inverse Fourier transform; thus, we do not need a quantum simulator to generate the spectra (see Fig. 2). Using the technique from Ref. [35], such an approach can also solve molecular vibronic spectra problem at a finite temperature (see Ref. [30] for more details). In contrast to Fock-state boson sampling case, one interesting feature is that although the spectra is still the sum of probabilities that are hard to compute (hafnian), the spectra itself can be efficiently computed by using the provided method even without approximation.

Potential quantum advantage from molecular vibronic spectra

So far, we have shown that molecular vibronic spectra problem corresponding to Fock-state or Gaussian boson sampling is efficiently solvable using a classical algorithm as accurately as running boson samplers. The key property we exploit to solve the problem is that the Fourier coefficients are efficiently approximable using generalized Gurvits's algorithm or exactly computable.

We finally consider a more general case, which might potentially provide a quantum advantage. Here, we set the initial state to be a displaced squeezed Fock state $\hat{D}(\alpha)\hat{S}(\mathbf{r}_0)|\mathbf{n}\rangle$, which can be thought of as a hybrid state of the two previous cases. We emphasize that such a problem is well-motivated in chemistry in that it is required when a spectra from specific vibronic levels needs to be analyzed, instead of a thermal distribution or a ground state [37]; for example, optical processes including the single vibronic level fluorescence and the resonance Raman scattering [38, 39]. Indeed, a quantum simulation of such a process has also been experimentally implemented for various photoelectron processes such as photodetachment of ozone anion [17]. In this case, its Fourier components are written as

$$\tilde{G}(k) = \langle \mathbf{n} | \hat{S}^\dagger(\mathbf{r}_0) \hat{D}^\dagger(\alpha) \hat{U}^\dagger e^{-ik\theta \hat{\mathbf{n}} \cdot \boldsymbol{\omega}} \hat{U} \hat{D}(\alpha) \hat{S}(\mathbf{r}_0) | \mathbf{n} \rangle \\ \equiv \langle \mathbf{n} | \hat{W} | \mathbf{n} \rangle, \quad (14)$$

where $\hat{W} \equiv \hat{S}^\dagger(\mathbf{r}_0) \hat{D}^\dagger(\alpha) \hat{U}^\dagger e^{-ik\theta \hat{\mathbf{n}} \cdot \boldsymbol{\omega}} \hat{U} \hat{D}(\alpha) \hat{S}(\mathbf{r}_0)$ is a general Gaussian unitary operation including squeezing, instead of a linear-optical operation, which is different from the Fock-state boson sampling case. Using Bloch-Messiah decomposition [40], we can decompose the Gaussian unitary operation as $\hat{W} = \hat{D}(\boldsymbol{\xi}) \hat{U}_{\text{lin}2} \hat{S}(\mathbf{r}) \hat{U}_{\text{lin}1}$, where $\hat{U}_{\text{lin}1}$ and $\hat{U}_{\text{lin}2}$ represent linear-optical circuits, which are characterized by $M \times M$ unitary matrices $U_{\text{lin}1}$ and $U_{\text{lin}2}$, respectively.

In Ref. [30], we show that the Fourier components can be written as a loop hafnian of a matrix [41]:

$$\tilde{G}(k) = \frac{\text{lhaf}(\tilde{\Sigma}_{\mathbf{n}})}{\mathbf{n}!Z}, \quad (15)$$

where

$$\Sigma \equiv \begin{pmatrix} U_{\text{lin}2} \tanh \mathbf{r} U_{\text{lin}2}^T & U_{\text{lin}2} \text{sech } \mathbf{r} U_{\text{lin}1} \\ U_{\text{lin}1}^T \text{sech } \mathbf{r} U_{\text{lin}2}^T & -U_{\text{lin}1}^T \tanh \mathbf{r} U_{\text{lin}1} \end{pmatrix} \quad (16)$$

is an $2M \times 2M$ complex symmetric matrix,

$$\boldsymbol{\zeta} \equiv \begin{pmatrix} -U_{\text{lin}2} \tanh \mathbf{r} U_{\text{lin}2}^T \cdot \boldsymbol{\xi}^* + \boldsymbol{\xi} \\ -U_{\text{lin}1}^T \text{sech } \mathbf{r} U_{\text{lin}2}^T \cdot \boldsymbol{\xi}^* \end{pmatrix} \quad (17)$$

is an $2M$ -dimensional vector, and

$$Z^{-1} \equiv \langle 0 | \hat{V} | 0 \rangle = \frac{e^{\frac{1}{2} \boldsymbol{\xi}^T \cdot (U_{\text{lin}2} \tanh \mathbf{r} U_{\text{lin}2}^T) \cdot \boldsymbol{\xi}}}{\sqrt{\prod_{i=1}^M \cosh r_i}}, \quad (18)$$

is the normalization factor, which is the same as the Fourier components of molecular vibronic spectra at zero temperature. Here, $\tilde{\Sigma}_{\mathbf{n}}$ is obtained by first replacing the diagonal elements of Σ by $\boldsymbol{\zeta}$ to obtain $\tilde{\Sigma}$ and repeating i th row and column of each block matrix of $\tilde{\Sigma}$ n_i times; thus it is an $n \times n$ matrix with $n \equiv \sum_{i=1}^M n_i$. Therefore, computing the Fourier components reduces to computing loop hafnians of $n \times n$ complex symmetric matrices.

Loop hafnian is a quantity related to perfect matchings of a graph including loops (hafnian does not allow loops.) [41]. The best-known algorithm's computational cost of computing a loop hafnian is $O(n^3 2^{n/2})$ [41] with n being the matrix size. Thus, if one tries to directly compute the probability of each outcome \mathbf{m} in Eq. (2), which is written as a loop hafnian of a matrix whose size is $n + m$ ($m \equiv \sum_{i=1}^M m_i$) [42], and then obtain spectra, the complexity of computing a single probability already costs exponential in $(n + m)/2$. On the other hand, the complexity of computing the Fourier components relies on the input photons \mathbf{n} not on the output photons \mathbf{m} and the system size, i.e., the proposed method is efficient as long as n is small enough. Furthermore, we prove that the redundancy of rows and columns for $n_i \geq 2$ does not increase the complexity of computing a loop hafnian as hafnian [20, 41, 43] because it does not increase the rank of the matrix [30]. Thus, the important factor for complexity is the number of nonzero elements of \mathbf{n} .

Meanwhile, as a permanent, computing the loop hafnian is known to be #P-hard [12, 36]. It implies that

	Vacuum or thermal input with squeezing	Fock state	Fock state with squeezing	Fock state with squeezing and displacement
Related quantity	Gaussian integral*	Permanent*	Hafnian*	Loop hafnian*
Complexity	P*	#P-hard [12]	#P-hard [12, 36]	#P-hard [12, 36]
Approximability	Exactly computable*	Approximable* (generalized Gurvits)	Approximable for large squeezing*	Not known

TABLE I. Computational complexity of exactly computing Fourier components of molecular vibronic spectra and approximability within an $1/\text{poly}(n)$ additive error for different setups. * marks means they are derived in the present work. Specifically, in the present work, we find that the Fourier components of molecular vibronic spectra is related to Gaussian integral, permanent, hafnian, and loop hafnian for different cases, and show that Fock state cases can be solved by a generalized Gurvits's algorithm and Fock state with squeezing by another generalized Gurvits's algorithm (hafnian) for some regime.

computing the Fourier components of general molecular vibronic spectra with Fock state inputs and squeezing is also #P-hard. Noting that the Fourier components reduce to hafnian and permanent when there is no displacement or squeezing, respectively, we summarize the complexity in Table I.

Again, for our purpose, it suffices to find an efficient classical algorithm to additively approximate the Fourier components, which are loop hafnian, to determine if we can efficiently approximate the spectra as accurately as a boson sampler. In fact, in contrast to permanent, there is no known efficient classical algorithm that approximates loop hafnian as accurately as Gurvits's algorithm, up to the best of our knowledge. Thus, one obvious step is to generalize Gurvits's algorithm to be applicable to loop hafnian. For simplicity, let us assume that the displacement is zero; the loop hafnian in Eq. (15) then reduces to a hafnian. Similarly to Gurvits's algorithm, we construct a randomized algorithm to estimate a hafnian of an $n \times n$ complex symmetric matrix Σ using Kan's formula [44]

$$\text{haf}(\Sigma) = \mathbb{E}_{\mathbf{v} \in \{0,1\}^n} \left[(-1)^{\sum_{i=1}^n v_i} \frac{2^{n/2}}{(n/2)!} (h^T \Sigma h)^{n/2} \right], \quad (19)$$

where $\mathbb{E}_{\mathbf{v}}[\cdot]$ is the average over $\mathbf{v} \in \{0,1\}^n$ with uniform distribution, and $h = (1/2 - v_1, \dots, 1/2 - v_M)^T$ and n is even (otherwise the hafnian is zero.). Therefore, by sampling $\mathbf{v} \in \{0,1\}^n$ uniformly and averaging over the samples, we estimate the hafnian. Together with the fact that $\|\Sigma\| = 1$ from Eq. (16), the bound of error for estimate q of a Fourier component is given by

$$\Pr \left[\left| q - \frac{\text{haf}(\Sigma_{\mathbf{n}})}{Zn!} \right| \gtrsim \frac{e^{n/2}}{\sqrt{\pi n} Z} \right] \leq 2e^{-N\epsilon^2/2}, \quad (20)$$

where $Z = \sqrt{\prod_{i=1}^n \cosh r_i}$ and N is the number of samples. Thus, if $\prod_{i=1}^n \cosh r_i > e^n$, the estimation error is smaller than ϵ with exponentially small failure probability if we choose the number of samples as $N = O(1/\epsilon^2)$. Therefore, it suggests that if the condition is satisfied, classically estimating the Fourier components and taking the inverse Fourier transformation efficiently renders the same scaling of precision as a boson sampler.

However, when the condition is not satisfied, the estimation error of the proposed classical algorithm with the generalized Gurvits's algorithm grows exponentially due to the factor $e^{n/2}$. Therefore, if we cannot find a classical algorithm to approximate hafnian, for example, which approximates such as

$$\Pr \left[\left| q - \frac{\text{haf}(\Sigma_{\mathbf{n}})}{Zn!} \right| \geq \epsilon \right] \leq \delta, \quad (21)$$

in running time $T = \text{poly}(n, 1/\epsilon, \log \delta^{-1})$, a boson sampler might provide a potential advantage for solving this molecular vibronic spectra and give evidence of quantum advantage of boson sampler for practical problems. If we find such an algorithm, it can eventually solve the problem as accurately as a boson sampler.

For nonzero displacement and loop hafnian, although there is a similar equality as in Eq. (19), the resultant error bound is more complicated than hafnian (See Ref. [30]). While we did not find a regime where the approximation error is sufficiently small, it would be an important future work to identify the regime to characterize parameters for which running a boson sampling circuit may be advantageous than the classical algorithm. We finally summarize the well-known or derived complexity of approximation of molecular vibronic spectra's Fourier components in Table I.

DISCUSSION

While we have recently seen the first plausible quantum advantage demonstration experiments using sampling tasks [4–8], the present work leaves an open question to find a practically useful task of quantum sampling problems. Our results imply that while grouping the probabilities and estimating the grouped probability would be a natural and potential way of exploiting boson sampler, an efficient classical counterpart might exist due to the coarse-graining. In particular, our results suggest that molecular vibronic spectra corresponding to Fock-state or Gaussian boson sampling may not be the candidate for which the power of a quantum sampler can boost the computational

performance beyond classical means. We also note that our method can be easily generalized to certain non-Condon effects [45] and coherent driving of molecular vibronic spectra generation [46].

On the other hand, we have presented a molecular vibronic spectra problem that might provide a potential quantum advantage and is chemically well-motivated. For this problem, up to the best of our knowledge, the classical algorithm to approximate its Fourier components is not sufficient to perform as accurate as running a boson sampler. It leaves an interesting open question to find a classical algorithm solving this problem or proving the hardness to identify the potential quantum advantage. We also note that the way we group the probabilities is based on the simple inner product between the outcome and a given weight vector, which is translated as phase shifters in Fourier basis. Thus, generalizing the way of grouping the probabilities, which makes the Fourier component to contain a nontrivial non-linear operation, and establishing the complexity would be an important open question to find the power or the limitation of the presented method.

Finally, since we assume harmonic potential for our results, incorporating the anharmonicity of potentials to our results is an important future work. In Ref. [30], we present a way in which we can embed a BQP-complete problem, which is essentially equivalent to simulating universal quantum computing circuit, to a molecular vibronic spectra problem containing non-linear effects beyond Gaussian operations, which might be necessary to incorporate the anharmonicity. Thus, the molecular vibronic spectra problem including non-linear effects can be difficult to efficiently simulate using classical computers even in an additive approximation.

METHODS

A. Molecular vibronic spectra problem

In this section, we define the molecular vibronic spectra problem from chemical perspective and show its equivalence to the presented definition from boson sampling perspective in the main text. The molecular vibronic spectra is a fundamental property of molecules, which allows us to extract molecular structural changes. An electronic transition of a molecule changes the nuclei configuration, which introduces a new set of vibronic modes. Specifically, the transition probability between an initial vibronic mode and a certain final vibronic mode is called the Franck-Condon (FC) factor. One may obtain the FC profiles (FCP) by computing many FC factors corresponding to a given vibrational transition frequency (Ω). The FC factor is obtained with the initial vibrational state $|\psi_{\text{in}}\rangle$ as

$$\text{FCP}(\Omega) = \sum_{\mathbf{m}=0}^{\infty} |\langle \mathbf{m} | \hat{U}_{\text{Dok}} | \psi_{\text{in}} \rangle|^2 \delta(\Omega - \boldsymbol{\omega}^f \cdot \mathbf{m}), \quad (22)$$

where the Doktorov transformation \hat{U}_{Dok} is given by [47]

$$\hat{U}_{\text{Dok}} = \hat{D}(\boldsymbol{\delta}/\sqrt{2}) \hat{S}^\dagger(\boldsymbol{\Omega}^f) \hat{U}_R \hat{S}(\boldsymbol{\Omega}^i), \quad (23)$$

and $\delta(\cdot)$ is the delta function and $\mathbf{m} = (m_1, \dots, m_M)$ is the final vibrational modes' excitation vector. displacement, and rotation operators, and $\boldsymbol{\Omega}^i$ and $\boldsymbol{\Omega}^f$ are given by

$$\boldsymbol{\Omega}^i \equiv \text{diag}(\sqrt{\omega_1^i}, \dots, \sqrt{\omega_M^i}), \quad \boldsymbol{\Omega}^f \equiv \text{diag}(\sqrt{\omega_1^f}, \dots, \sqrt{\omega_M^f}), \quad (24)$$

where $\boldsymbol{\omega}^i \equiv (\omega_1^i, \dots, \omega_M^i)$ and $\boldsymbol{\omega}^f \equiv (\omega_1^f, \dots, \omega_M^f)$ account for initial and final harmonic angular frequencies, respectively.

In particular, the FC factor at zero temperature is obtained with the initial vacuum state $|\psi_{\text{in}}\rangle = |\mathbf{0}\rangle$. In this case, using the Bloch-Messiah decomposition, we can rewrite the Doktorov transformation as

$$\hat{U}_{\text{Dok}} = \hat{U}_2 \hat{D}(\boldsymbol{\alpha}) \hat{S}(\boldsymbol{\Omega}'') \hat{U}_1, \quad (25)$$

where \hat{U}_1 and \hat{U}_2 are rotations, i.e., described by linear-optical circuits. Since $\hat{U}_1|\mathbf{0}\rangle = |\mathbf{0}\rangle$, the final state after the Doktorov transformation is given by

$$\hat{U}_{\text{Dok}}|\mathbf{0}\rangle = \hat{U}_2 \hat{D}(\boldsymbol{\alpha}) \hat{S}(\boldsymbol{\Omega}'')|\mathbf{0}\rangle, \quad (26)$$

which is exactly the same as the output state of Gaussian boson sampling with arbitrary pure product Gaussian states. It shows the direct relation between the molecular vibronic spectra at zero temperature and Gaussian boson sampling.

In the main text, we also study the molecular vibronic spectra from a single vibronic level, where the input state is no longer a vacuum state but a Fock state $|\mathbf{n}\rangle$. In this case, the output state is given by $\hat{U}_{\text{Dok}}|\mathbf{n}\rangle$. Especially when we consider the molecular vibronic spectra problem corresponding to Fock-state boson sampling, the Doktorov transformation is simply a rotation without any squeezing and displacement.

Let us discuss the relation between the frequency vector and the weight vector $\boldsymbol{\omega}$ further. First of all, since we only consider a Fock state or a vacuum state input, the initial energy is always fixed; thus, it is merely an offset, which we can omit. Hence, the relation is between the final frequency vector $\boldsymbol{\omega}^f$ and $\boldsymbol{\omega}$. Although in actual molecular vibronic spectra problem, evidently $\boldsymbol{\omega}$ does not necessarily an integer vector, in practical molecular vibronic spectra problem, the resolution of $\boldsymbol{\omega}^f$ is limited. Therefore, by multiplying an appropriate number, we can transform the the actual frequency to a weight vector which is an integer vector. It is worth emphasizing that we can increase the number of bins in the frequency domain, which corresponds to Ω_{max} , with a polynomial computational cost. The additional cost is mainly from the Fourier transformation, which is still a polynomial in the number of bins.

We note that throughout the work, we assume harmonic potential for vibrational modes while we emphasize that the effect of anharmonicity is important for more general cases [48–50].

B. Derivation of Fourier coefficient

Here, we derive the expression of Fourier coefficients $\tilde{G}(k)$ of the spectra $G(\Omega)$ in Eq. (3).

$$\tilde{G}(k) \equiv \sum_{\Omega=0}^{\Omega_{\max}} G(\Omega) e^{-ik\theta\Omega} \quad (27)$$

$$= \sum_{\Omega=0}^{\Omega_{\max}} \sum_{\mathbf{m}=0}^{\infty} p(\mathbf{m}) \delta(\Omega - \boldsymbol{\omega} \cdot \mathbf{m}) e^{-ik\theta\Omega} \quad (28)$$

$$= \frac{1}{\Omega_{\max} + 1} \sum_{\Omega=0}^{\Omega_{\max}} \sum_{\mathbf{m}=0}^{\infty} p(\mathbf{m}) \sum_{l=0}^K e^{il\theta(\Omega - \boldsymbol{\omega} \cdot \mathbf{m}) - ik\theta\Omega} \quad (29)$$

$$= \frac{1}{\Omega_{\max} + 1} \sum_{l=0}^{\Omega_{\max}} \sum_{\mathbf{m}=0}^{\infty} p(\mathbf{m}) e^{-il\theta\boldsymbol{\omega} \cdot \mathbf{m}} \sum_{\Omega=0}^{\Omega_{\max}} e^{i\theta\Omega(l-k)} \quad (30)$$

$$= \sum_{\mathbf{m}=0}^{\infty} p(\mathbf{m}) e^{-ik\theta\boldsymbol{\omega} \cdot \mathbf{m}} \quad (31)$$

$$= \sum_{\mathbf{m}=0}^{\infty} \langle \psi_{\text{out}} | \mathbf{m} \rangle \langle \mathbf{m} | \psi_{\text{out}} \rangle e^{-ik\theta\boldsymbol{\omega} \cdot \mathbf{m}} \quad (32)$$

$$= \left\langle \bigotimes_{i=1}^M \left(\sum_{m_i=0}^{\infty} |m_i\rangle \langle m_i| e^{-ik\theta\omega_i m_i} \right) \right\rangle \quad (33)$$

$$= \langle e^{-ik\theta\boldsymbol{\omega} \cdot \hat{\mathbf{n}}} \rangle. \quad (34)$$

Also, the Fourier relation also implies that

$$G(\Omega) = \frac{1}{\Omega_{\max} + 1} \sum_{k=0}^{\Omega_{\max}} \tilde{G}(k) e^{ik\theta\Omega}, \quad (35)$$

which is Eq. (4).

C. Error propagation from inverse Fourier transformation

We present the relation between the approximation error in Fourier basis and the one in spectra using Parseval relation. Let us assume that we have obtained the Fourier components $\tilde{G}(k)$ within an error ϵ , i.e., $|\Delta\tilde{G}(k)| \leq \epsilon$. After taking the inverse Fourier transform \mathcal{F}^{-1} , we obtain $G(\Omega)$ with an error $\Delta G(\Omega)$:

$$G(\Omega) + \Delta G(\Omega) = \mathcal{F}^{-1}[\tilde{G}(k) + \Delta\tilde{G}(k)], \quad (36)$$

and

$$|\Delta G(\Omega)| = |\mathcal{F}^{-1}[\Delta\tilde{G}(k)]|. \quad (37)$$

Using the Parseval relation, we have

$$\sum_{\Omega} |\Delta G(\Omega)|^2 = \frac{1}{K+1} \sum_k |\Delta\tilde{G}(k)|^2 \leq \epsilon^2, \quad (38)$$

which shows $|\Delta G(\Omega)| \leq \epsilon$ for all Ω . Therefore, if we estimate the Fourier components within an error ϵ for each, then the error for the spectra is smaller than ϵ .

D. Generalized and positive P -representation

The generalized P -representation of an M -mode quantum optical state is one of the quasi-probability distributions of a bosonic state [30, 31, 34]:

$$\hat{\rho} = \int_{\mathbb{C}^{2M}} P(\boldsymbol{\alpha}, \boldsymbol{\beta}) \hat{\Lambda}(\boldsymbol{\alpha}, \boldsymbol{\beta}) d\boldsymbol{\alpha} d\boldsymbol{\beta}, \quad \hat{\Lambda}(\boldsymbol{\alpha}, \boldsymbol{\beta}) \equiv \frac{|\boldsymbol{\alpha}\rangle \langle \boldsymbol{\beta}^*|}{\langle \boldsymbol{\beta}^* | \boldsymbol{\alpha} \rangle}, \quad (39)$$

where $|\boldsymbol{\alpha}\rangle = |\alpha_1\rangle \otimes \cdots \otimes |\alpha_M\rangle$ is an M -mode coherent state. An important property of the generalized P -representation is that the distribution $P(\boldsymbol{\alpha}, \boldsymbol{\beta})$ can always be chosen nonnegative (we call this positive P -representation), and the expectation value of a normal-ordered operator can be readily computed [31]. Especially, the positive P -representation for a single-mode squeezed state can be chosen as [30–32, 51]

$$P(x, y) = \frac{\sqrt{1+\gamma}}{\pi\gamma} e^{-(x^2+y^2)(\gamma^{-1}+1/2)+xy}, \quad (40)$$

where x and y are real numbers (not complex numbers as general cases in Eq. (39)) and $\gamma \equiv e^{2r} - 1$ for a squeezing parameter $r > 0$.

ACKNOWLEDGMENTS

We thank Nicolás Quesada, Joonsuk Huh, Sandy Irani, Bryan O’Gorman, James Whitfield, and Nicolas Sawaya for interesting and fruitful discussions. B.F. acknowledges support from AFOSR (YIP number FA9550-18-1-0148 and FA9550-21-1-0008). This material is based upon work partially supported by the National Science Foundation under Grant CCF-2044923 (CAREER) and by the U.S. Department of Energy, Office of Science, National Quantum Information Science Research Centers as well as by DOE QuantISED grant DE-SC0020360. We acknowledge support from the ARO (W911NF-18-1-0020, W911NF-18-1-0212), ARO MURI (W911NF-16-1-0349, W911NF-21-1-0325), AFOSR MURI (FA9550-19-1-0399, FA9550-21-1-0209), AFRL (FA8649-21-P-0781), DoE Q-NEXT, NSF (EFMA-1640959, OMA-1936118, EEC-1941583, OMA-2137642), NTT Research, and the Packard Foundation (2020-71479). This research was supported in part by the National Science Foundation under PHY-1748958. Y. L. acknowledges National Research Foundation of

Korea a grant funded by the Ministry of Science and ICT (NRF-2020M3E4A1077861) and KIAS Individual Grant (CG073301) at Korea Institute for Advanced Study. We also acknowledge the University of Chicago's Research Computing Center for their support of this work.

Note added.— After the completion of the manuscript, we became aware of a similar method that provides an analytical expression for vacuum or thermal input states has been proposed in Ref. [52], while our method

using positive P -representation allows to consider a more general case such as operations mixing position and momentum operators, i.e., a complex unitary operation. In addition, the method in Ref. [52] overlaps only with Gaussian boson sampling cases and cannot recover more general cases that we consider, such as Fock-state boson sampling and displaced squeezed Fock-state boson sampling cases.

-
- [1] M. A. Nielsen and I. Chuang, Quantum computation and quantum information (2002).
 - [2] P. W. Shor, Algorithms for quantum computation: discrete logarithms and factoring, in *Proceedings 35th annual symposium on foundations of computer science* (Ieee, 1994) pp. 124–134.
 - [3] S. Lloyd, Universal quantum simulators, *Science* **273**, 1073 (1996).
 - [4] F. Arute, K. Arya, R. Babbush, D. Bacon, J. C. Bardin, R.arends, R. Biswas, S. Boixo, F. G. Brandao, D. A. Buell, *et al.*, Quantum supremacy using a programmable superconducting processor, *Nature* **574**, 505 (2019).
 - [5] Y. Wu, W.-S. Bao, S. Cao, F. Chen, M.-C. Chen, X. Chen, T.-H. Chung, H. Deng, Y. Du, D. Fan, *et al.*, Strong quantum computational advantage using a superconducting quantum processor, *Physical review letters* **127**, 180501 (2021).
 - [6] H.-S. Zhong, H. Wang, Y.-H. Deng, M.-C. Chen, L.-C. Peng, Y.-H. Luo, J. Qin, D. Wu, X. Ding, Y. Hu, *et al.*, Quantum computational advantage using photons, *Science* **370**, 1460 (2020).
 - [7] H.-S. Zhong, Y.-H. Deng, J. Qin, H. Wang, M.-C. Chen, L.-C. Peng, Y.-H. Luo, D. Wu, S.-Q. Gong, H. Su, *et al.*, Phase-programmable Gaussian boson sampling using stimulated squeezed light, *Physical review letters* **127**, 180502 (2021).
 - [8] L. S. Madsen, F. Laudenbach, M. F. Askarani, F. Rortais, T. Vincent, J. F. Bulmer, F. M. Miatto, L. Neuhaus, L. G. Helt, M. J. Collins, *et al.*, Quantum computational advantage with a programmable photonic processor, *Nature* **606**, 75 (2022).
 - [9] J. Huh, G. G. Guerreschi, B. Peropadre, J. R. McClean, and A. Aspuru-Guzik, Boson sampling for molecular vibronic spectra, *Nature Photonics* **9**, 615 (2015).
 - [10] V. Barone, J. Bloino, and M. Biczysko, Vibrationally-resolved electronic spectra in Gaussian 09, Revision A **02**, 1 (2009).
 - [11] C. S. Hamilton, R. Kruse, L. Sansoni, S. Barkhofen, C. Silberhorn, and I. Jex, Gaussian boson sampling, *Physical review letters* **119**, 170501 (2017).
 - [12] S. Aaronson and A. Arkhipov, The computational complexity of linear optics, in *Proceedings of the forty-third annual ACM symposium on Theory of computing* (2011) pp. 333–342.
 - [13] A. Deshpande, A. Mehta, T. Vincent, N. Quesada, M. Hinsche, M. Ioannou, L. Madsen, J. Lavoie, H. Qi, J. Eisert, D. Hangleiter, B. Fefferman, and I. Dhand, Quantum computational advantage via high-dimensional Gaussian boson sampling, *Science Advances* **8**, eabi7894 (2022).
 - [14] J. Arrazola, V. Bergholm, K. Brádler, T. Bromley, M. Collins, I. Dhand, A. Fumagalli, T. Gerrits, A. Goussev, L. Helt, *et al.*, Quantum circuits with many photons on a programmable nanophotonic chip, *Nature* **591**, 54 (2021).
 - [15] Y. Shen, Y. Lu, K. Zhang, J. Zhang, S. Zhang, J. Huh, and K. Kim, Quantum optical emulation of molecular vibronic spectroscopy using a trapped-ion device, *Chemical science* **9**, 836 (2018).
 - [16] S. Paesani, Y. Ding, R. Santagati, L. Chakhmakhchyan, C. Vigliar, K. Rottwitt, L. K. Oxenløwe, J. Wang, M. G. Thompson, and A. Laing, Generation and sampling of quantum states of light in a silicon chip, *Nature Physics* **15**, 925 (2019).
 - [17] C. S. Wang, J. C. Curtis, B. J. Lester, Y. Zhang, Y. Y. Gao, J. Freeze, V. S. Batista, P. H. Vaccaro, I. L. Chuang, L. Frunzio, *et al.*, Efficient multiphoton sampling of molecular vibronic spectra on a superconducting bosonic processor, *Physical Review X* **10**, 021060 (2020).
 - [18] N. Quesada and J. M. Arrazola, Exact simulation of gaussian boson sampling in polynomial space and exponential time, *Physical Review Research* **2**, 023005 (2020).
 - [19] B. Wu, B. Cheng, F. Jia, J. Zhang, M.-H. Yung, and X. Sun, Speedup in classical simulation of gaussian boson sampling, *Science Bulletin* **65**, 832 (2020).
 - [20] J. F. F. Bulmer, B. A. Bell, R. S. Chadwick, A. E. Jones, D. Moise, A. Rigazzi, J. Thorbecke, U.-U. Haus, T. V. Vaerenbergh, R. B. Patel, I. A. Walmsley, and A. Laing, The boundary for quantum advantage in gaussian boson sampling, *Science Advances* **8**, eabl9236 (2022).
 - [21] N. Quesada, R. S. Chadwick, B. A. Bell, J. M. Arrazola, T. Vincent, H. Qi, R. García, *et al.*, Quadratic speed-up for simulating gaussian boson sampling, *PRX Quantum* **3**, 010306 (2022).
 - [22] C. Oh, Y. Lim, B. Fefferman, and L. Jiang, Classical simulation of boson sampling based on graph structure, *Physical Review Letters* **128**, 190501 (2022).
 - [23] A. Drucker and R. de Wolf, Quantum proofs for classical theorems, arXiv preprint arXiv:0910.3376 (2009).
 - [24] S. W. Shin, G. Smith, J. A. Smolin, and U. Vazirani, How “quantum” is the D-wave machine?, arXiv preprint arXiv:1401.7087 (2014).
 - [25] B. Heim, T. F. Rønnow, S. V. Isakov, and M. Troyer, Quantum versus classical annealing of ising spin glasses, *Science* **348**, 215 (2015).
 - [26] E. Tang, A quantum-inspired classical algorithm for recommendation systems, in *Proceedings of the 51st Annual ACM SIGACT Symposium on Theory of Computing* (2019) pp. 217–228.

- [27] A. Gilyén, S. Lloyd, and E. Tang, Quantum-inspired low-rank stochastic regression with logarithmic dependence on the dimension, arXiv preprint arXiv:1811.04909 (2018).
- [28] S. Aaronson, <https://scottaaronson.blog/?p=5159>.
- [29] L. Gurvits, On the complexity of mixed discriminants and related problems, in *International Symposium on Mathematical Foundations of Computer Science* (Springer, 2005) pp. 447–458.
- [30] Supplemental Material.
- [31] P. Drummond and C. Gardiner, Generalised p-representations in quantum optics, *Journal of Physics A: Mathematical and General* **13**, 2353 (1980).
- [32] P. D. Drummond, B. Opanchuk, A. Delliós, and M. D. Reid, Simulating complex networks in phase space: Gaussian boson sampling, *Physical Review A* **105**, 012427 (2022).
- [33] J. Vargas-Martínez, H. Moya-Cessa, and M. Fernández Guasti, Normal and anti-normal ordered expressions for annihilation and creation operators, *Revista mexicana de física E* **52**, 13 (2006).
- [34] D. F. Walls and G. J. Milburn, *Quantum optics* (Springer Science & Business Media, 2007).
- [35] J. Huh and M.-H. Yung, Vibronic boson sampling: generalized gaussian boson sampling for molecular vibronic spectra at finite temperature, *Scientific reports* **7**, 1 (2017).
- [36] A. Barvinok, *Combinatorics and complexity of partition functions*, Vol. 9 (Springer, 2016).
- [37] J. Huh and R. Berger, Coherent state-based generating function approach for franck–condon transitions and beyond, in *Journal of Physics: Conference Series*, Vol. 380 (IOP Publishing, 2012) p. 012019.
- [38] J. M. Hollas, *High resolution spectroscopy* (Butterworth-Heinemann, 2013).
- [39] J. M. Hollas, *Modern spectroscopy* (John Wiley & Sons, 2004).
- [40] S. L. Braunstein, Squeezing as an irreducible resource, *Physical Review A* **71**, 055801 (2005).
- [41] A. Björklund, B. Gupt, and N. Quesada, A faster hafnian formula for complex matrices and its benchmarking on a supercomputer, *Journal of Experimental Algorithmics (JEA)* **24**, 1 (2019).
- [42] N. Quesada, Franck-condon factors by counting perfect matchings of graphs with loops, *The Journal of chemical physics* **150**, 164113 (2019).
- [43] A. I. Barvinok, Two algorithmic results for the traveling salesman problem, *Mathematics of Operations Research* **21**, 65 (1996).
- [44] R. Kan, From moments of sum to moments of product, *Journal of Multivariate Analysis* **99**, 542 (2008).
- [45] S. Jahangiri, J. M. Arrazola, N. Quesada, and A. Delgado, Quantum algorithm for simulating molecular vibrational excitations, *Physical Chemistry Chemical Physics* **22**, 25528 (2020).
- [46] H. Jnane, N. P. Sawaya, B. Peropadre, A. Aspuru-Guzik, R. Garcia-Patron, and J. Huh, Analog quantum simulation of non-condon effects in molecular spectroscopy, *ACS Photonics* **8**, 2007 (2021).
- [47] E. Doktorov, I. Malkin, and V. Man’Ko, Dynamical symmetry of vibronic transitions in polyatomic molecules and the franck-condon principle, *Journal of Molecular Spectroscopy* **64**, 302 (1977).
- [48] S. McArdle, A. Mayorov, X. Shan, S. Benjamin, and X. Yuan, Digital quantum simulation of molecular vibrations, *Chemical science* **10**, 5725 (2019).
- [49] N. P. Sawaya and J. Huh, Quantum algorithm for calculating molecular vibronic spectra, *The journal of physical chemistry letters* **10**, 3586 (2019).
- [50] N. P. Sawaya, F. Paesani, and D. P. Tabor, Near- and long-term quantum algorithmic approaches for vibrational spectroscopy, *Physical Review A* **104**, 062419 (2021).
- [51] J. Janszky and A. V. Vinogradov, Squeezing via one-dimensional distribution of coherent states, *Physical review letters* **64**, 2771 (1990).
- [52] A. Baiardi, J. Bloino, and V. Barone, General time dependent approach to vibronic spectroscopy including franck–condon, herzberg–teller, and duschinsky effects, *Journal of chemical theory and computation* **9**, 4097 (2013).

Supplemental Material for “Quantum-inspired classical algorithm for molecular vibronic spectra”

Changhun Oh,^{1,*} Youngrong Lim,² Yat Wong,¹ Bill Fefferman,³ and Liang Jiang¹

¹*Pritzker School of Molecular Engineering, University of Chicago, Chicago, Illinois 60637, USA*

²*School of Computational Sciences, Korea Institute for Advanced Study, Seoul 02455, Korea*

³*Department of Computer Science, University of Chicago, Chicago, Illinois 60637, USA*

S1. GURVITS’S ALGORITHM WITH REPEATED ROWS AND COLUMNS

We first present the original Gurvits’s algorithm and generalize the algorithm to improve the bound when rows and columns are repeated. Gurvits’s algorithm exploits the following equality [1, 2]:

$$\text{Per}(X) = \mathbb{E}_{\mathbf{x} \in \{-1,1\}^n} \left[\prod_{i=1}^n \left(\sum_{j=1}^n x_i X_{ij} x_j \right) \right]. \quad (\text{S1})$$

Thus, by sampling the random variable with uniform $\mathbf{x} \in \{-1,1\}^n$, the randomized algorithm gives an estimate μ of permanent of an $n \times n$ matrix X such that

$$|\text{Per}(X) - \mu| < \epsilon \|X\|^n, \quad (\text{S2})$$

with high probability $1 - \delta$ with running time $T = O(\text{poly}(n, 1/\epsilon, \log \delta^{-1}))$. When we consider a submatrix of a unitary matrix, this expression is sufficient because the submatrix’s norm is bounded by 1. However, when we have repeated rows and columns in X from a unitary matrix, which is the case when we have multiphoton inputs, the norm $\|X\|$ is not generally bounded by 1. Therefore, the upper bound of the error can increase as $\|X\|^n$, i.e., exponentially in n . To deal with multiphoton cases with a reduced error, we need to generalize Gurvits’s algorithm. Note that although Ref. [3] generalizes Gurvits’s algorithm for multiphoton outputs, i.e., $\text{Per}(V_{\mathbf{n},\mathbf{m}}) = \langle \mathbf{n} | \hat{V} | \mathbf{m} \rangle$, where $\mathbf{n} \in \{0,1\}^n$ and \mathbf{m} is a nonnegative integer vector, it is not sufficient for our purpose where we have multiphoton input and output, i.e., $\langle \mathbf{n} | \hat{V} | \mathbf{n} \rangle = \text{Per}(V_{\mathbf{n},\mathbf{n}})$.

Consider a case where the goal is to approximate a quantity

$$\frac{\text{Per}(A)}{\mathbf{n}!}, \quad (\text{S3})$$

where $A \in \mathbb{C}^{n \times n}$ which is obtained by repeating i th row and column of a matrix $B \in \mathbb{C}^{k \times k}$ for n_i times. Here, $\mathbf{n} \in \mathbb{Z}_{\geq 0}^k$ with $\sum_{i=1}^k n_i = n$. Following the method in Ref. [3], let us define a random variable

$$\text{GenGly}_x(A) \equiv \frac{1}{\prod_{i=1}^k n_i^{n_i}} \prod_{i=1}^k \bar{y}_i^{n_i} \prod_{i=1}^k (y_1 B_{i,1} + \cdots + y_k B_{i,k})^{n_i} = \prod_{i=1}^k \left(\frac{\bar{y}_i (By)_i}{n_i} \right)^{n_i}, \quad (\text{S4})$$

where $y_i \equiv n_i^{1/2} x_i$. Here, $\mathbf{x} \in \mathcal{R}[n_1 + 1] \times \cdots \times \mathcal{R}[n_k + 1] \equiv \mathcal{X}$, where $\mathcal{R}[j]$ is the set of j th roots of unity. Then, its absolute value is given as

$$|\text{GenGly}_x(A)| = \left(\prod_{i=1}^k n_i^{n_i} \right)^{-1/2} \left| \prod_{i=1}^k (y_1 b_{i,1} + \cdots + y_k b_{i,k})^{n_i} \right| = \left(\prod_{i=1}^k n_i^{n_i} \right)^{-1/2} \left| \prod_{i=1}^k c_i^{n_i} \right|, \quad (\text{S5})$$

where $c_i \equiv y_1 B_{i,1} + \cdots + y_k B_{i,k}$. Now, let us find its upper bound, which determines the error of the corresponding randomized algorithm by Chernoff bound. First, we have a constraint

$$\sum_{i=1}^k |c_i|^2 = \sum_{i=1}^k |(By)_i|^2 \leq \|B\|^2 \|y\|^2 = n \|B\|^2. \quad (\text{S6})$$

* changhun@uchicago.edu

We then consider

$$\log \prod_{i=1}^k |c_i|^{n_i} = \sum_{i=1}^k n_i \log |c_i|. \quad (\text{S7})$$

Using lagrange multiplier, with a constraint $\sum_{i=1}^k |c_i|^2 = c$,

$$Z \equiv \sum_{i=1}^k n_i \log |c_i| - \lambda \left(\sum_{i=1}^k |c_i|^2 - c \right), \quad (\text{S8})$$

we obtain

$$\frac{\partial Z}{\partial |c_i|} = \frac{n_i}{|c_i|} - 2\lambda |c_i| = 0, \quad \forall i. \quad (\text{S9})$$

Using the constraint Eq. (S6),

$$\sum_{i=1}^k |c_i|^2 = \sum_{i=1}^k \frac{n_i}{2\lambda} = \frac{n}{2\lambda} = c, \quad (\text{S10})$$

the solution is obtained as

$$|c_i| = \sqrt{\frac{n_i}{2\lambda}} = \sqrt{\frac{cn_i}{n}}. \quad (\text{S11})$$

Therefore, using the solution, we have an upper bound as

$$\prod_{i=1}^k |c_i|^{n_i} \leq \exp \left(\sum_{i=1}^k n_i \log \sqrt{\frac{cn_i}{n}} \right) = \prod_{i=1}^k n_i^{n_i/2} \left(\frac{c}{n} \right)^{n/2} \leq \prod_{i=1}^k n_i^{n_i/2} \|B\|^n. \quad (\text{S12})$$

Hence, we have an upper bound of the absolute value of the random variable,

$$|\text{GenGly}_x(A)| = \left(\prod_{i=1}^k n_i^{n_i} \right)^{-1/2} \left| \prod_{i=1}^k c_i^{n_i} \right| \leq \|B\|^n. \quad (\text{S13})$$

Now, we prove that the average of the random variables gives an unbiased estimator of $\text{Per}(A)/\mathbf{n}!$, i.e.,

$$\mathbb{E}_{\mathbf{x} \in \mathcal{X}} [\text{GenGly}_x(A)] = \frac{\text{Per}(A)}{\mathbf{n}!}. \quad (\text{S14})$$

First, we have

$$\mathbb{E}_{\mathbf{x} \in \mathcal{X}} \left[\frac{1}{\prod_{i=1}^k n_i^{n_i}} \prod_{i=1}^k \bar{y}_i^{n_i} \prod_{i=1}^k (y_1 B_{i,1} + \cdots + y_k B_{i,k})^{n_i} \right] = \frac{1}{\prod_{i=1}^k n_i^{n_i}} \mathbb{E}_{\mathbf{x} \in \mathcal{X}} \left[\prod_{i=1}^k \bar{y}_i^{n_i} (y_1 B_{i,1} + \cdots + y_k B_{i,k})^{n_i} \right] \quad (\text{S15})$$

$$= \frac{1}{\prod_{i=1}^k n_i^{n_i}} \sum_{\sigma_1, \dots, \sigma_n \in [k]} \left(\prod_{i=1}^k B_{i, \sigma_i} \right) \mathbb{E}_{\mathbf{x} \in \mathcal{X}} \left[\prod_{i=1}^k \bar{y}_i^{n_i} \prod_{i=1}^n y_{\sigma_i} \right], \quad (\text{S16})$$

where by the symmetry over the roots of unity,

$$\mathbb{E}_{\mathbf{x} \in \mathcal{X}} \left[\prod_{i=1}^k \bar{y}_i^{n_i} \prod_{i=1}^n y_{\sigma_i} \right] = 0, \quad (\text{S17})$$

unless the product insides is equal to $\prod_{i=1}^k |y_i|^{2n_i}$, in which case we have

$$\mathbb{E}_{\mathbf{x} \in \mathcal{X}} \left[\prod_{i=1}^k \bar{y}_i^{n_i} \prod_{i=1}^n y_{\sigma_i} \right] = \prod_{i=1}^k n_i^{n_i}. \quad (\text{S18})$$

Hence,

$$\mathbb{E}_{\mathbf{x} \in \mathcal{X}}[\text{GenGly}_x(A)] = \sum_{t_1, \dots, t_k \in [k]: |\{i: t_i = j\}| = n_j \ \forall j \in [k]} \prod_{i=1}^k B_{i, t_i} = \frac{\text{Per}(A)}{\mathbf{n!}}, \quad (\text{S19})$$

where $\mathbf{n!}$ appears to take into account the fact that each produce $\prod_{i=1}^k b_{i, t_k}$ appears $\mathbf{n!}$ times.

Therefore, $\text{GenGly}_x(A)$ gives us an unbiased estimator of $\text{Per}(A)/\mathbf{n!}$, and the random variables are bounded by $\|B\|^n$. Due to the Chernoff bound, the randomized algorithm with number of samples $N = O(1/\epsilon^2)$ provides an estimate μ with high probability $1 - \delta$ such that

$$\left| \frac{\text{Per}(A)}{\mathbf{n!}} - \mu \right| < \epsilon \|B\|^n. \quad (\text{S20})$$

S2. THE POSITIVE P -REPRESENTATION

In this section, we recall the generalized (positive) P -representation introduced in Ref. [4]:

$$\hat{\rho} = \int_{\mathbb{C}^{2M}} P(\alpha, \beta) \hat{\Lambda}(\alpha, \beta) d\alpha d\beta, \quad \hat{\Lambda}(\alpha, \beta) \equiv \frac{|\alpha\rangle \langle \beta^*|}{\langle \beta^* | \alpha \rangle}, \quad (\text{S21})$$

where $|\alpha\rangle$ and $|\beta^*\rangle$ are coherent states. The generalized P -representation is one of the quasi-probability distributions of a bosonic state [5]. An important property of the generalized P -representation is that the distribution $P(\alpha, \beta)$ can always be chosen nonnegative (we call this positive P -representation.) and the expectation value of a normal-ordered operator can be readily computed [4]. The former can be proved as follows. For simplicity, we use a simpler version, where we assume that the Glauber-Sudarshan P -function exists [5], which is written as

$$\hat{\rho} = \int_{\mathbb{C}} d^2\alpha P_{GS}(\alpha) |\alpha\rangle \langle \alpha|, \quad (\text{S22})$$

for a single-mode state. We note that although we assume the existence of the Glauber-Sudarshan P -function for simplicity, the claim is true for arbitrary density matrices [4]. The claim is that the positive P -representation is written as

$$P(\alpha, \beta) = \frac{1}{4\pi^2} \exp\left(-\frac{|\alpha - \beta^*|^2}{4}\right) \langle (\alpha + \beta^*)/2 | \hat{\rho} | (\alpha + \beta^*)/2 \rangle. \quad (\text{S23})$$

If the claim is true, then it guarantees that the representation is positive and real. By directly substituting the representation, we get

$$P(\alpha, \beta) = \frac{1}{4\pi^2} \int P_{GS}(\gamma) \exp\left(-\frac{1}{2}|\alpha - \gamma|^2 - \frac{1}{2}|\beta^* - \gamma|^2\right) d^2\gamma. \quad (\text{S24})$$

Meanwhile, for an analytical function f , we have

$$f(\gamma) = \frac{1}{2\pi} \int_{\mathbb{C}} f(\alpha) \exp\left(-\frac{1}{2}|\alpha - \gamma|^2\right) d^2\alpha. \quad (\text{S25})$$

It can be shown that for example at $\gamma = 0$,

$$\int_{\mathbb{C}} f(\alpha) \exp\left(-\frac{1}{2}|\alpha|^2\right) d^2\alpha = 2\pi \exp\left(\frac{1}{2} \frac{\partial^2}{\partial \alpha \partial \alpha^*}\right) f(\alpha)|_{\alpha=0} = 2\pi f(0), \quad (\text{S26})$$

where the last equality holds because the function is analytic. Using this property, we obtain from Eq. (S24)

$$\int_{\mathbb{C}^2} \hat{\Lambda}(\alpha, \beta) P(\alpha, \beta) d^2\alpha d^2\beta = \frac{1}{4\pi^2} \int_{\mathbb{C}^3} d^2\alpha d^2\beta d^2\gamma \hat{\Lambda}(\alpha, \beta) P_{GS}(\gamma) \exp\left(-\frac{1}{2}|\alpha - \gamma|^2 - \frac{1}{2}|\beta^* - \gamma|^2\right) \quad (\text{S27})$$

$$= \int_{\mathbb{C}} d^2\alpha P_{GS}(\alpha) |\alpha\rangle \langle \alpha| = \hat{\rho}, \quad (\text{S28})$$

which proves the claim.

Now, we show by an example that the expectation value of a normal-ordered operator can be computed by averaging over the phase-space variable. For example, when one computes for a single-mode $:\hat{a}\hat{a}^\dagger\hat{a}\hat{a}^\dagger:=\hat{a}^{\dagger 2}\hat{a}^2$,

$$\text{Tr}[\hat{\rho}:\hat{a}\hat{a}^\dagger\hat{a}\hat{a}^\dagger:] = \text{Tr}[\hat{\rho}\hat{a}^{\dagger 2}\hat{a}^2] = \int_{\mathbb{C}^2} P(\alpha, \beta) \text{Tr}[\hat{\Lambda}(\alpha, \beta)\hat{a}^{\dagger 2}\hat{a}^2] d\alpha d\beta \quad (\text{S29})$$

$$= \int_{\mathbb{C}^2} P(\alpha, \beta) \frac{\langle \beta^* | \hat{a}^{\dagger 2} \hat{a}^2 | \alpha \rangle}{\langle \beta^* | \alpha \rangle} d\alpha d\beta = \int_{\mathbb{C}^2} P(\alpha, \beta) \beta^2 \alpha^2 d\alpha d\beta. \quad (\text{S30})$$

Therefore, we may be able to directly integrate or estimate it by sampling (α, β) from P and averaging $\alpha^2 \beta^2$ over the samples. The same procedure works for any normal-ordered operator $f(\hat{a}, \hat{a}^\dagger)$ by replacing $\hat{a} \rightarrow \alpha$ and $\hat{a}^\dagger \rightarrow \beta$. Especially when the operator is written as a function of \hat{n} , $g(\hat{n})$, then the corresponding phase-variable is given by $g(\alpha\beta)$.

When we apply a linear-optical circuit to a given input state, the quantum state transforms as

$$\hat{\rho} \rightarrow \hat{U} \hat{\rho} \hat{U}^\dagger, \quad (\text{S31})$$

which is written for the positive P -representation as

$$\hat{\rho} = \int_{\mathbb{C}^{2M}} P(\alpha, \beta) \hat{\Lambda}(\alpha, \beta) d\alpha d\beta \rightarrow \hat{\rho} = \int_{\mathbb{C}^{2M}} P(\alpha, \beta) \hat{\Lambda}(U\alpha, U^*\beta) d\alpha d\beta. \quad (\text{S32})$$

Therefore, sampling from the positive P -representation of the output state of the linear-optical circuit is equivalent to sampling from the positive P -representation of the input state and transform the phase variable as $(\alpha, \beta) \rightarrow (\alpha', \beta') = (U\alpha, U^*\beta)$.

S3. POSITIVE P -REPRESENTATION OF A SQUEEZED VACUUM STATE

In this section, we show that a positive P -representation of a squeezed vacuum state can be chosen as [6]

$$P(x, y) = \frac{\sqrt{1+\gamma}}{\pi\gamma} \exp(-(x^2 + y^2)(\gamma^{-1} + 1/2) + xy), \quad (\text{S33})$$

where x and y are real numbers. We follow the proof in Ref. [6]. We emphasize that this function is defined on the real plane, which is a distinct property of a squeezed state, and that generally the positive P -representation is defined on the complex-variable domain:

$$\hat{\rho} = \int_{\mathbb{C}^{2M}} P(\alpha, \beta) \hat{\Lambda}(\alpha, \beta) d\alpha d\beta, \quad \hat{\Lambda}(\alpha, \beta) \equiv \frac{|\alpha\rangle\langle\beta^*|}{\langle\beta^*|\alpha\rangle}, \quad (\text{S34})$$

where $|\alpha\rangle$ and $|\beta^*\rangle$ are coherent states. The claim that we now prove is that the quantum state $|\psi\rangle$ written as

$$|\psi\rangle = \int_{\mathbb{R}} dx F(x) |x\rangle \quad \text{with} \quad F(x) = \frac{(1+\gamma)^{1/4}}{\sqrt{\pi\gamma}} \exp(-x^2/\gamma), \quad (\text{S35})$$

is a single-mode squeezed state. Using

$$\langle\alpha|\beta\rangle = \exp\left(\alpha^*\beta - \frac{1}{2}|\alpha|^2 - \frac{1}{2}|\beta|^2\right), \quad (\text{S36})$$

Eq. (S35) leads to Eq. (S33). Thus, it suffices to show the claim to prove that Eq. (S33) is a positive P -representation of a squeezed vacuum state.

To show that $|\psi\rangle$ is a squeezed vacuum state, we consider the characteristic function of $|\psi\rangle$,

$$\chi_\psi(\eta) = \text{Tr} \left[|\psi\rangle\langle\psi| \exp(\eta\hat{a}^\dagger - \eta^*\hat{b}) \right] = \int_{\mathbb{R}^2} dx dy F(x) F(y) \exp \left[-\frac{1}{2}|\eta|^2 + \eta y - \eta^* x - \frac{1}{2}(x-y)^2 \right] \quad (\text{S37})$$

$$= \frac{\sqrt{1+\gamma}}{\pi\gamma} \int_{\mathbb{R}^2} dx dy \exp \left[-\frac{x^2+y^2}{\gamma} - \frac{1}{2}|\eta|^2 + \eta y - \eta^* x - \frac{1}{2}(x-y)^2 \right] \quad (\text{S38})$$

$$= \exp \left[-\frac{|\eta\gamma - \eta^*(\gamma+2)|^2}{8(1+\gamma)} \right]. \quad (\text{S39})$$

By changing the variable with real numbers, $\eta \equiv q + ip$, we obtain the following expression:

$$\chi_\psi(q, p) = \exp \left[-\frac{q^2 + (1 + \gamma)^2 p^2}{2(1 + \gamma)} \right]. \quad (\text{S40})$$

Thus, it is the characteristic function of a multivariate normal distribution of a covariance matrix,

$$\Sigma = \text{diag} \left(\frac{1}{1 + \gamma}, 1 + \gamma \right). \quad (\text{S41})$$

Since the covariance matrix of a p -squeezed vacuum state with a squeezing parameter r is $\text{diag}(e^{2r}, e^{-2r})$, it shows that $|\psi\rangle$ is a p -squeezed vacuum state and the relation $\gamma + 1 = e^{2r}$.

We note that the above expression holds only if $r > 0$. Especially when $r = 0$, i.e., when the state is vacuum, the expression is not well defined, but the positive P -representation can be obtained by using Eq. (S22):

$$P_0(\alpha, \beta) = \frac{1}{4\pi^2} \exp \left[-\frac{1}{2}(|\alpha|^2 + |\beta|^2) \right], \quad (\text{S42})$$

where α and β are complex. Since the P -representation is still Gaussian, one may easily generalize the analytical result of the Fourier components $\tilde{G}(k)$ for the vacuum, while nonzero-squeezing-parameter cases are more generic for molecular vibronic spectra. In addition, for the purpose of the Gaussian boson sampling setting, or the molecular vibronic spectra, squeezing parameters $r > 0$ is sufficient because the rotation part can be moved to the linear-optical circuit. Nonetheless, squeezed vacuum states in other directions can be obtained by simply rotating the state) as

$$\hat{\rho} \rightarrow \hat{R}(\phi) \hat{\rho} \hat{R}^\dagger(\phi) = \int_{\mathbb{R}^2} P(\alpha, \beta) \hat{\Lambda}(\alpha e^{i\phi}, \beta e^{-i\phi}) d\alpha d\beta, \quad (\text{S43})$$

where $\hat{R}(\phi) = e^{-i\hat{a}^\dagger \hat{a} \phi}$ is the rotation operator. Thus, if we change the variables, the domain for the integral may not be the real plane.

S4. EXACT SOLUTION OF FOURIER COMPONENTS OF MOLECULAR VIBRONIC SPECTRA

Here, we show the derivation of the analytic solution of Fourier components of the vibronic spectra. Let us first write the initial positive P -representation as (see Sec. S2 for more details.) [6]

$$P_{\text{in}}(\mathbf{x}, \mathbf{y}) = \prod_{i=1}^M \left[\frac{\sqrt{1 + \gamma_i}}{\pi \gamma_i} \exp \left(-(x_i^2 + y_i^2)(\gamma_i^{-1} + 1/2) + x_i y_i \right) \right] \quad (\text{S44})$$

$$= \mathcal{N} \exp \left[-\mathbf{x} \cdot \mathbf{A} \cdot \mathbf{x} - \mathbf{y} \cdot \mathbf{B} \cdot \mathbf{y} - \mathbf{x} \cdot \mathbf{C} \cdot \mathbf{y} - \mathbf{y} \cdot \mathbf{C}^T \cdot \mathbf{x} \right], \quad (\text{S45})$$

where we define

$$\mathbf{A} \equiv \text{diag}(\gamma_i^{-1} + 1/2)_{i=1}^M, \quad \mathbf{B} \equiv \text{diag}(\gamma_i^{-1} + 1/2)_{i=1}^M, \quad \mathbf{C} \equiv -\mathbb{1}/2, \quad \mathcal{N} \equiv \prod_{i=1}^M \frac{\sqrt{1 + \gamma_i}}{\pi \gamma_i}. \quad (\text{S46})$$

Here, $\boldsymbol{\alpha}$ and $\boldsymbol{\beta}$ are real M -dimensional vectors. From the main text, we have found the expression of the Fourier components of molecular vibronic spectra,

$$\tilde{G}(k) = \langle e^{-ik\theta \hat{\mathbf{n}} \cdot \boldsymbol{\omega}} \rangle, \quad (\text{S47})$$

where the expectation value is over the output state of Gaussian boson sampling. By using the relation $e^{-\gamma \hat{n}} =: e^{\hat{n}(e^{-\gamma} - 1)} : [7]$, we can write the operators as a normal-ordered form:

$$\tilde{G}(k) = \left\langle : \exp \left[\sum_{i=1}^M \hat{n}_i (e^{-ik\theta \omega_i} - 1) \right] : \right\rangle. \quad (\text{S48})$$

Now, we compute the expectation value,

$$\tilde{G}(k) = \left\langle : \exp \left[\sum_{i=1}^M \hat{n}_i (e^{i\phi_i} - 1) \right] : \right\rangle = \left\langle \exp \left[\sum_{i=1}^M x'_i y'_i (e^{i\phi_i} - 1) \right] \right\rangle_P \quad (\text{S49})$$

$$= \left\langle \exp \left[\sum_{i=1}^M \left(\sum_{j=1}^M U_{ij} x_j + x_{0i} \right) \left(\sum_{k=1}^M U_{ik}^* y_k + y_{0i} \right) (e^{i\phi_i} - 1) \right] \right\rangle_P \quad (\text{S50})$$

$$= \langle \exp [\mathbf{x} \cdot \mathcal{U} \cdot \mathbf{y} + \mathbf{a} \cdot \mathbf{x} + \mathbf{b} \cdot \mathbf{y} + c_0] \rangle_P \quad (\text{S51})$$

$$= \mathcal{N} \int d\mathbf{x} d\mathbf{y} \exp \left[-\mathbf{x} \cdot \mathbf{A} \cdot \mathbf{x} - \mathbf{y} \cdot \mathbf{B} \cdot \mathbf{y} - \mathbf{x} \cdot \tilde{\mathbf{C}} \cdot \mathbf{y} - \mathbf{y} \cdot \tilde{\mathbf{C}}^T \cdot \mathbf{x} + \mathbf{a} \cdot \mathbf{x} + \mathbf{b} \cdot \mathbf{y} + c_0 \right] \quad (\text{S52})$$

$$= \mathcal{N} \int d\mathbf{q} \exp \left[-\mathbf{q} \cdot \mathbf{Q} \cdot \mathbf{q} / 2 + \mathbf{c} \cdot \mathbf{q} + c_0 \right], \quad (\text{S53})$$

where $\phi_i \equiv -k\theta\omega_i$,

$$\mathcal{U} \equiv U^T \Phi U^*, \quad \Phi \equiv \text{diag}(e^{i\phi_1} - 1, \dots, e^{i\phi_M} - 1), \quad \tilde{\mathbf{C}} \equiv \mathbf{C} - \mathcal{U}/2, \quad \mathbf{Q} = 2 \begin{pmatrix} \mathbf{A} & \tilde{\mathbf{C}} \\ \tilde{\mathbf{C}}^T & \mathbf{B} \end{pmatrix}, \quad (\text{S54})$$

$$\mathbf{c} \equiv \begin{pmatrix} \mathbf{a} \\ \mathbf{b} \end{pmatrix}, \quad \mathbf{a} = U^T \Phi \mathbf{y}_0, \quad \mathbf{b} = U^\dagger \Phi \mathbf{x}_0, \quad c_0 = \mathbf{x}_0 \Phi \mathbf{y}_0, \quad (\text{S55})$$

and $\langle \cdot \rangle_P$ is the average over the positive P -representation. We note that the displacement occurs after the linear-optical unitary, which matches the displacement $\boldsymbol{\delta}/\sqrt{2}$ in the Doktorov transformation, i.e., $\mathbf{x}_0 = \mathbf{y}_0^* = \boldsymbol{\delta}/\sqrt{2}$. Here, we note that \mathbf{Q} 's real part is positive-definite. To see this, we decompose \mathbf{Q} as

$$\mathbf{Q} = 2\mathbb{1}_2 \otimes \Gamma^{-1} + \begin{pmatrix} \mathbb{1}_M & -\mathbb{1}_M \\ -\mathbb{1}_M & \mathbb{1}_M \end{pmatrix} - \begin{pmatrix} 0 & \mathcal{U} \\ \mathcal{U}^T & 0 \end{pmatrix} = 2\mathbb{1}_2 \otimes \Gamma^{-1} + \begin{pmatrix} \mathbb{1}_M & -U^T \text{diag}(e^{i\phi_j})_{j=1}^M U^* \\ -U^\dagger \text{diag}(e^{i\phi_j})_{j=1}^M U & \mathbb{1}_M \end{pmatrix}, \quad (\text{S56})$$

where $\Gamma \equiv \text{diag}(\gamma_1, \dots, \gamma_M)$. Now, we can write the real part of \mathbf{Q} as

$$\text{Re}(\mathbf{Q}) = 2\mathbb{1}_2 \otimes \Gamma^{-1} + \begin{pmatrix} \mathbb{1}_M & L \\ L^T & \mathbb{1}_M \end{pmatrix}, \quad (\text{S57})$$

where $L \equiv \text{Re}(-U^T \text{diag}(e^{i\phi_j})_{j=1}^M U^*)$. Since $\|L\|_{\text{op}} \leq 1$, $\text{Re}(\mathbf{Q})$ is positive-definite [8]. Also, it is well known that the Gaussian integral in Eq. (S53) converges if the real part of the complex symmetric matrix \mathbf{Q} is positive-definite. Therefore, the integral always converges.

Using the Gaussian integral formula,

$$\int d\mathbf{q} \exp[-\mathbf{q} \cdot \mathbf{Q} \cdot \mathbf{q} / 2 + \mathbf{c} \cdot \mathbf{q}] = \sqrt{\frac{(2\pi)^{2M}}{|\mathbf{Q}|}} \exp \left(\frac{1}{2} \mathbf{c} \cdot \mathbf{Q}^{-1} \cdot \mathbf{c} \right), \quad (\text{S58})$$

we obtain the analytical form of the Fourier components,

$$\tilde{G}(k) = \mathcal{N} \sqrt{\frac{(2\pi)^{2M}}{|\mathbf{Q}|}} \exp \left(\frac{1}{2} \mathbf{c} \cdot \mathbf{Q}^{-1} \cdot \mathbf{c} + c_0 \right), \quad (\text{S59})$$

where

$$\mathbf{Q} = \begin{pmatrix} 2\Gamma^{-1} + \mathbb{1}_M & -U^T \text{diag}(e^{i\phi_j})_{j=1}^M U^* \\ -U^\dagger \text{diag}(e^{i\phi_j})_{j=1}^M U & 2\Gamma^{-1} + \mathbb{1}_M \end{pmatrix}. \quad (\text{S60})$$

We note that for simplicity, we have assumed nonzero squeezing, which is generic for molecular vibronic spectra, while a similar expression can be obtained when there is a zero squeezing because the positive P -function is still Gaussian (See Eq. (S42)).

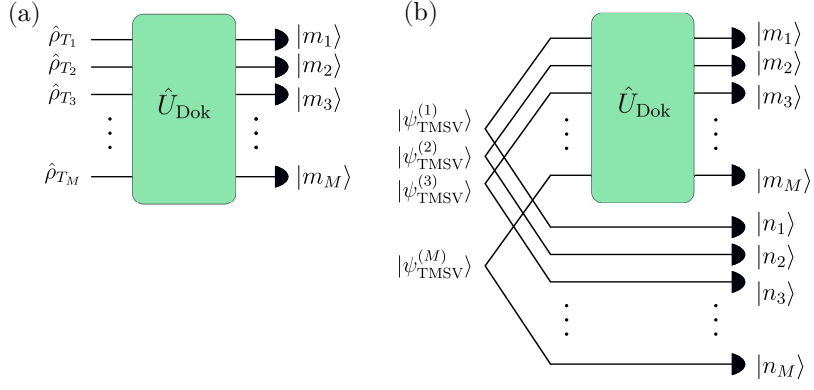


FIG. S1. Transformation of molecular vibronic spectra (a) at finite temperature to molecular vibronic spectra at zero temperature. (b) By introducing additional M modes and two-mode squeezing operations, one may treat the problem as at zero temperature. For finite temperature case, the cost is only the additional M modes and we can exploit the same solution as at zero temperature.

S5. EXACT SOLUTION FOR MOLECULAR VIBRONIC SPECTRA AT FINITE TEMPERATURE

We now show that our method is applicable for molecular vibronic spectra even at finite temperature. At finite temperature T , the molecular vibronic spectra is written as

$$\text{FCP}(\Omega) = \sum_{\mathbf{n}, \mathbf{m}=0}^{\infty} p(\mathbf{n}, \mathbf{m}) \delta(\Omega - (\boldsymbol{\omega}' \cdot \mathbf{m} - \boldsymbol{\omega} \cdot \mathbf{n})), \quad (\text{S61})$$

where

$$p(\mathbf{n}, \mathbf{m}) = p_T(\mathbf{n}) |\langle \mathbf{n} | \hat{U}_{\text{Dok}} | \mathbf{m} \rangle|^2. \quad (\text{S62})$$

Here, $p_T(\mathbf{n}) \equiv \langle \mathbf{n} | \hat{\rho}_T | \mathbf{n} \rangle$ is the probability of photon number $|\mathbf{n}\rangle$ from an M -mode thermal state $\hat{\rho}_T$ at temperature T (in general we do not need to assume the same temperature.). In Ref. [9], it was shown that one may construct a Gaussian boson sampling for the finite temperature case. The key idea is to add M auxiliary modes and prepare two-mode squeezed states to simulate thermal states and detect the additional modes as well, which is depicted in Fig. S1. In this case, the original M modes' output photons correspond to \mathbf{m} and the additional M modes' output photons corresponds to \mathbf{n} . Therefore, we can again use the same framework to obtain the solution. We can rewrite the FCP as

$$\text{FCP}(\Omega) = \sum_{\mathbf{m}, \mathbf{n}=0}^{\infty} |\langle \mathbf{m}, \mathbf{n} | \hat{U}'_{\text{Dok}} | \mathbf{0} \rangle|^2 \delta(\Omega - (\boldsymbol{\omega}' \cdot \mathbf{m} - \boldsymbol{\omega} \cdot \mathbf{n})), \quad (\text{S63})$$

which is the same form as the zero temperature case except for the negative part in delta function. Here, $\hat{U}'_{\text{Dok}} = \hat{U}_{\text{Dok}} \hat{U}_{\text{TMSV}}$ is obtained by applying two-mode squeezing operators. Again, the Fourier transform of the FCP at finite temperature is given by

$$\tilde{G}(k) = \langle e^{-ik\hat{n} \cdot \boldsymbol{\omega}'' \theta} \rangle, \quad (\text{S64})$$

where $\boldsymbol{\omega}'' = (\boldsymbol{\omega}'^T, -\boldsymbol{\omega}^T)^T$. Therefore, the analytic solution for Fourier components can easily be found. Note that without introducing additional modes, one can directly use the positive P -representation for a squeezed thermal input state and follow the same procedure as the zero temperature case.

S6. COMPUTATION OF LOW-RANK LOOP HAFNIAN

Here, we generalize the algorithm of computing the hafnian of a low-rank symmetric matrix to loop hafnian [10]. The relevant matrix of which we compute the loop hafnian is $\tilde{\Sigma}$, which is obtained by replacing the diagonal elements

of a symmetric Σ by μ vector, and we assume that the symmetric matrix Σ has a rank r ; thus, we can find $G \in \mathbb{C}^{n \times r}$ such that $GG^T = \Sigma$. We then introduce indeterminates x_1, \dots, x_r , and consider the multivariate polynomial

$$q(x_1, \dots, x_r) = \prod_{i=1}^n \left(\sum_{j=1}^r g_{i,j} x_j + \mu_j \right). \quad (\text{S65})$$

Note that the difference from the hafnian case is the additional term μ_j . We let $\mathcal{P}_{2s,r}$ be the set of integer r -partitions of $2s$, i.e., tuples (p_1, p_2, \dots, p_r) such that $p_i \geq 0$ for all i and $\sum_i p_i = 2s$, and let $\mathcal{E}_{2s,r}$ be the subset of $\mathcal{P}_{2s,r}$ such that p_i is even for all i . We then expand the polynomial and identify the coefficients λ_p as

$$\tilde{q}(x_1, \dots, x_r) = \sum_{s=0}^{\lfloor n/2 \rfloor} \sum_{p=(p_1, \dots, p_{2s}) \in \mathcal{P}_{2s,r}} \lambda_p \prod_{i=1}^r x_i^{p_i}. \quad (\text{S66})$$

where we dropped a polynomial composed of odd number of x_i 's from $q(x_1, \dots, x_r)$. Since

$$|\mathcal{P}_{2s,r}| = \binom{2s+r-1}{r-1} \quad \text{and} \quad |\mathcal{E}_{2s,r}| = \binom{s+r-1}{r-1}, \quad (\text{S67})$$

The coefficients λ_p can be found in $|\mathcal{P}_{n,r}| \text{poly}(n)$ running time. Meanwhile, the loop hafnian can be written as

$$\text{lhaf}(\tilde{\Sigma}) = \sum_{s=0}^{\lfloor n/2 \rfloor} \sum_{e \in \mathcal{E}_{2s,r}} \lambda_e \prod_{i=1}^r (e_i - 1)!!, \quad (\text{S68})$$

where $a!! = 1$ if $a \leq 0$. For given coefficients λ_e , the loop hafnian can be computed in $|\mathcal{E}_{n,r}| \text{poly}(n)$ time. Thus, when Σ is a rank r matrix, one can compute its relevant loop hafnian $\text{lhaf}(\tilde{\Sigma})$ can be evaluated in $\binom{n+r-1}{r-1} \text{poly}(n)$.

S7. FOURIER COMPONENTS OF MOLECULAR VIBRONIC SPECTRA

In this section, we simplify the Fourier component of molecular vibronic spectra. We focus on the displaced squeezed Fock state input $\hat{D}(\alpha)\hat{S}(\mathbf{r}_0)|\mathbf{n}\rangle$. In this case, the Fourier component can be written as

$$\tilde{G}(k) = \langle \mathbf{n} | \hat{S}^\dagger(\mathbf{r}_0) \hat{D}^\dagger(\alpha) \hat{U}^\dagger e^{-ik\theta \hat{\mathbf{n}} \cdot \boldsymbol{\omega}} \hat{U} \hat{D}(\alpha) \hat{S}(\mathbf{r}_0) | \mathbf{n} \rangle \equiv \langle \mathbf{n} | \hat{W} | \mathbf{n} \rangle = \langle \mathbf{n} | \hat{D}(\boldsymbol{\xi}) \hat{U}_{\text{lin}2} \hat{S}(\mathbf{r}) \hat{U}_{\text{lin}1} | \mathbf{n} \rangle, \quad (\text{S69})$$

where we have used Bloch-Messiah decomposition of the Gaussian unitary matrix \hat{W} .

Before we derive the most general case's formula, we first consider a simpler case. First, we consider $\langle n | \hat{S}(r) | n \rangle$ for a single mode:

$$\langle n | \hat{S}(r) | n \rangle = \frac{1}{\pi^2} \int d\alpha d\beta \langle n | \alpha \rangle \langle \alpha | \hat{S}(r) | \beta \rangle \langle \beta | n \rangle = \frac{1}{n! \pi^2} \int d\alpha d\beta \alpha^n \beta^{*n} \exp \left[-\frac{1}{2} (|\alpha|^2 + |\beta|^2) \right] \langle \alpha | \hat{S}(r) | \beta \rangle. \quad (\text{S70})$$

Note that

$$\begin{aligned} \langle \alpha | \hat{S}(r) | \beta \rangle &= \frac{1}{\sqrt{\cosh r}} \exp \left[-\frac{1}{2} \left(|\alpha - \beta \cosh r - \beta^* \sinh r|^2 - \tanh r (\alpha^* - \beta^* \cosh r - \beta \sinh r)^2 \right. \right. \\ &\quad \left. \left. + \alpha (\beta^* \cosh r + \beta \sinh r) - \alpha^* (\beta \cosh r + \beta^* \sinh r) \right) \right] \end{aligned} \quad (\text{S71})$$

$$= \frac{1}{\sqrt{\cosh r}} \exp \left[-\frac{1}{2} v(\alpha, \beta)^T \cdot \begin{pmatrix} 0 & 1/2 & 0 & 0 \\ 1/2 & -\tanh r & -\text{sech } r & 0 \\ 0 & -\text{sech } r & \tanh r & 1/2 \\ 0 & 0 & 1/2 & 0 \end{pmatrix} \cdot v(\alpha, \beta) \right]. \quad (\text{S72})$$

Here, we defined $v(\alpha, \beta) \equiv (\alpha, \alpha^*, \beta, \beta^*)^T$. Therefore, Eq. (S70) can be rewritten as

$$\langle n | \hat{S}(r) | n \rangle = \frac{1}{n! \pi^2 \sqrt{\cosh r}} \int d\alpha d\beta \alpha^n \beta^{*n} \exp \left[-\frac{1}{2} v(\alpha, \beta)^T \cdot \Sigma_s^{-1} \cdot v(\alpha, \beta) \right], \quad (\text{S73})$$

where we have defined

$$\Sigma_s^{-1} \equiv \begin{pmatrix} 0 & 1 & 0 & 0 \\ 1 & -\tanh r & -\operatorname{sech} r & 0 \\ 0 & -\operatorname{sech} r & \tanh r & 1 \\ 0 & 0 & 1 & 0 \end{pmatrix}, \quad \Sigma_s = \begin{pmatrix} \tanh r & 0 & 1 & \operatorname{sech} r \\ 0 & 0 & 0 & 1 \\ 1 & 0 & 0 & 0 \\ \operatorname{sech} r & 1 & 0 & -\tanh r \end{pmatrix}. \quad (\text{S74})$$

Finally, using Wick's theorem [11], we obtain

$$\langle n | \hat{S}(r) | n \rangle = \frac{\langle \alpha^n \beta^{*n} \rangle}{n! \sqrt{\cosh r}} = \frac{\operatorname{haf}((\Sigma_s)_n)}{n! \sqrt{\cosh r}}, \quad (\text{S75})$$

where $(\Sigma_s)_n$ is obtained by repeating the first and fourth rows and columns n times, which accounts for α and β^* , respectively.

Using the same method, we derive a more general case:

$$\langle \mathbf{n} | \hat{D}(\boldsymbol{\xi}) \hat{U}_{\text{lin}2} \hat{S}(\mathbf{r}) \hat{U}_{\text{lin}1} | \mathbf{n} \rangle \quad (\text{S76})$$

$$= \frac{1}{\pi^{4M}} \int d\boldsymbol{\alpha} d\boldsymbol{\gamma} d\boldsymbol{\omega} d\boldsymbol{\beta} \langle \mathbf{n} | \hat{D}(\boldsymbol{\xi}) | \boldsymbol{\alpha} \rangle \langle \boldsymbol{\alpha} | \hat{U}_{\text{lin}2} | \boldsymbol{\gamma} \rangle \langle \boldsymbol{\gamma} | \hat{S}(\mathbf{r}) | \boldsymbol{\omega} \rangle \langle \boldsymbol{\omega} | \hat{U}_{\text{lin}1} | \boldsymbol{\beta} \rangle \langle \boldsymbol{\beta} | \mathbf{n} \rangle \quad (\text{S77})$$

$$= \frac{1}{n! \pi^{4M}} \int d\boldsymbol{\alpha} d\boldsymbol{\gamma} d\boldsymbol{\omega} d\boldsymbol{\beta} \prod_{i=1}^M [(\alpha_i + \xi_i) \beta_i^*] \times \exp \left[-\frac{1}{2} (|\boldsymbol{\alpha} + \boldsymbol{\xi}|^2 + |\boldsymbol{\alpha}|^2 + 2|\boldsymbol{\beta}|^2 + |\boldsymbol{\gamma}|^2 + |\boldsymbol{\omega}|^2) + \boldsymbol{\alpha}^* \cdot U_{\text{lin}2} \cdot \boldsymbol{\gamma} + \boldsymbol{\omega}^* \cdot U_{\text{lin}1} \cdot \boldsymbol{\beta} + \frac{1}{2} (\boldsymbol{\xi} \cdot \boldsymbol{\alpha}^* - \boldsymbol{\xi}^* \cdot \boldsymbol{\alpha}) \right] \langle \boldsymbol{\gamma} | \hat{S}(\mathbf{r}) | \boldsymbol{\omega} \rangle \quad (\text{S78})$$

$$= \frac{1}{n! \pi^{4M} \prod_{i=1}^M \sqrt{\cosh r_i}} \int d\boldsymbol{\alpha} d\boldsymbol{\gamma} d\boldsymbol{\omega} d\boldsymbol{\beta} \prod_{i=1}^M [(\alpha_i + \xi_i) \beta_i^*] \exp \left[-|\boldsymbol{\alpha}|^2 - |\boldsymbol{\beta}|^2 - \frac{1}{2} |\boldsymbol{\xi}|^2 - \boldsymbol{\alpha} \cdot \boldsymbol{\xi}^* + \boldsymbol{\alpha}^* \cdot U_{\text{lin}2} \cdot \boldsymbol{\gamma} + \boldsymbol{\omega}^* \cdot U_{\text{lin}1} \cdot \boldsymbol{\beta} \right] \times \exp \left[-\frac{1}{2} v(\boldsymbol{\gamma}, \boldsymbol{\omega})^T \cdot \Sigma_s^{-1} \cdot v(\boldsymbol{\gamma}, \boldsymbol{\omega}) \right] \quad (\text{S79})$$

$$= \frac{1}{n! \pi^{4M}} \int d\boldsymbol{\alpha} d\boldsymbol{\gamma} d\boldsymbol{\omega} d\boldsymbol{\beta} \prod_{i=1}^M [(\alpha_i + \xi_i) \beta_i^*] \exp \left(-\frac{1}{2} |\boldsymbol{\xi}|^2 - \boldsymbol{\alpha} \cdot \boldsymbol{\xi}^* \right) \exp \left(-\frac{1}{2} v(\boldsymbol{\alpha}, \boldsymbol{\beta}, \boldsymbol{\gamma}, \boldsymbol{\omega})^T \cdot \Sigma^{-1} \cdot v(\boldsymbol{\alpha}, \boldsymbol{\beta}, \boldsymbol{\gamma}, \boldsymbol{\omega}) \right) \quad (\text{S80})$$

$$= \frac{1}{n! \pi^{4M} Z} \int d\boldsymbol{\alpha} d\boldsymbol{\gamma} d\boldsymbol{\omega} d\boldsymbol{\beta} \prod_{i=1}^M [(\alpha_i + \xi_i + \zeta_i^\alpha) (\beta_i + \zeta_i^{\beta^*})^*]^{n_i} \exp \left(-\frac{1}{2} v(\boldsymbol{\alpha}, \boldsymbol{\beta}, \boldsymbol{\gamma}, \boldsymbol{\omega})^T \cdot \Sigma^{-1} \cdot v(\boldsymbol{\alpha}, \boldsymbol{\beta}, \boldsymbol{\gamma}, \boldsymbol{\omega}) \right) \quad (\text{S81})$$

$$= \frac{\operatorname{lhaf}(\tilde{\Sigma}_{\mathbf{n}})}{n! Z}. \quad (\text{S82})$$

Here, we have introduced various parameters, which are defined as follows: First, we have defined a complex vector as

$$v(\boldsymbol{\alpha}, \boldsymbol{\beta}, \boldsymbol{\gamma}, \boldsymbol{\omega}) = (\alpha_1, \dots, \alpha_M, \alpha_1^*, \dots, \alpha_M^*, \beta_1, \dots, \beta_M, \beta_1^*, \dots, \beta_M^*, \gamma_1, \dots, \gamma_M, \gamma_1^*, \dots, \gamma_M^*, \omega_1, \dots, \omega_M, \omega_1^*, \dots, \omega_M^*), \quad (\text{S83})$$

and the complex symmetric covariance matrix Σ as

$$\Sigma^{-1} = \begin{pmatrix} \Sigma_x & -\mathcal{W} \\ -\mathcal{W}^T & \Sigma_s^{-1} \end{pmatrix}, \quad \mathcal{U}_{\text{lin}1} = \begin{pmatrix} 0 & U_{\text{lin}1}^T \\ 0 & 0 \end{pmatrix}, \quad \mathcal{U}_{\text{lin}2} = \begin{pmatrix} 0 & 0 \\ U_{\text{lin}2} & 0 \end{pmatrix}, \quad \mathcal{W} = \begin{pmatrix} \mathcal{U}_{\text{lin}2} & 0 \\ 0 & \mathcal{U}_{\text{lin}1} \end{pmatrix}, \quad (\text{S84})$$

$$\Sigma_x = \begin{pmatrix} \sigma_x \otimes \mathbb{1} & 0 \\ 0 & \sigma_x \otimes \mathbb{1} \end{pmatrix}, \quad \Sigma_s = \begin{pmatrix} \tanh \mathbf{r} & \mathbb{1}_M & 0 & \operatorname{sech} \mathbf{r} \\ \mathbb{1}_M & 0 & 0 & 0 \\ 0 & 0 & 0 & \mathbb{1}_M \\ \operatorname{sech} \mathbf{r} & 0 & \mathbb{1}_M & -\tanh \mathbf{r} \end{pmatrix}, \quad (\text{S85})$$

where σ_x is the Pauli x matrix. Here, using the equality

$$\begin{pmatrix} A & B \\ C & D \end{pmatrix}^{-1} = \begin{pmatrix} A^{-1} + A^{-1}B(D - CA^{-1}B)^{-1}CA^{-1} & -A^{-1}B(D - CA^{-1}B)^{-1} \\ -(D - CA^{-1}B)^{-1}CA^{-1} & (D - CA^{-1}B)^{-1} \end{pmatrix}, \quad (\text{S86})$$

we obtain

$$\Sigma = \begin{pmatrix} U_{\text{lin}2} \tanh \mathbf{r} U_{\text{lin}2}^T & \mathbb{1} & 0 & U_{\text{lin}2} \text{sech } \mathbf{r} U_{\text{lin}1} & U_{\text{lin}2} \tanh \mathbf{r} & U_{\text{lin}2} & 0 & U_{\text{lin}2} \text{sech } \mathbf{r} \\ \mathbb{1} & 0 & 0 & 0 & 0 & 0 & 0 & 0 \\ 0 & 0 & 0 & \mathbb{1} & 0 & 0 & 0 & 0 \\ U_{\text{lin}1}^T \text{sech } \mathbf{r} U_{\text{lin}2}^T & 0 & \mathbb{1} & -U_{\text{lin}1}^T \tanh \mathbf{r} U_{\text{lin}1} & U_{\text{lin}1}^T \text{sech } \mathbf{r} & 0 & U_{\text{lin}1}^T & -U_{\text{lin}1}^T \tanh \mathbf{r} \\ \tanh \mathbf{r} U_{\text{lin}2}^T & 0 & 0 & \text{sech } \mathbf{r} U_{\text{lin}1} & \tanh \mathbf{r} & \mathbb{1} & 0 & \text{sech } \mathbf{r} \\ U_{\text{lin}2}^T & 0 & 0 & 0 & \mathbb{1} & 0 & 0 & 0 \\ 0 & 0 & 0 & U_{\text{lin}1} & 0 & 0 & 0 & \mathbb{1} \\ \text{sech } \mathbf{r} U_{\text{lin}2}^T & 0 & 0 & -\tanh \mathbf{r} U_{\text{lin}1} & \text{sech } \mathbf{r} & 0 & \mathbb{1} & -\tanh \mathbf{r} \end{pmatrix}. \quad (\text{S87})$$

Note that the relevant part for the loop hafnian is the ones that are related to α and β^* (for this reason, we dropped other parts in the main text), which is

$$\Sigma_{\alpha, \beta^*} = \begin{pmatrix} U_{\text{lin}2} \tanh \mathbf{r} U_{\text{lin}2}^T & U_{\text{lin}2} \text{sech } \mathbf{r} U_{\text{lin}1} \\ U_{\text{lin}1}^T \text{sech } \mathbf{r} U_{\text{lin}2}^T & -U_{\text{lin}1}^T \tanh \mathbf{r} U_{\text{lin}1} \end{pmatrix}, \quad (\text{S88})$$

and $\tilde{\Sigma}_{\mathbf{n}}$ is the matrix that is obtained by replacing the diagonal element of Σ_{α, β^*} by $(\xi + \zeta^\alpha, \zeta^{\beta^*})$ and repeating i th row and column of each block matrix by n_i . Here,

$$\zeta = -\Sigma \cdot \xi_{\text{ex}}^*, \quad \begin{pmatrix} \zeta^\alpha \\ \zeta^{\beta^*} \end{pmatrix} = - \begin{pmatrix} U_{\text{lin}2} \tanh \mathbf{r} U_{\text{lin}2}^T \cdot \xi^* \\ U_{\text{lin}1}^T \text{sech } \mathbf{r} U_{\text{lin}2}^T \cdot \xi^* \end{pmatrix}, \quad (\text{S89})$$

where ξ_{ex}^* is interpreted as an extended vector for other parts than α such as α^* , β to be zero, i.e., $\xi_{\text{ex}}^* = (\xi^*, 0, \dots, 0)$, and $(\zeta^\alpha, \zeta^{\beta^*})$ are restriction to the space of α and β^* . Finally, the normalization factor Z can be compactly written as

$$Z^{-1} = \langle 0 | \hat{D}(\xi) \hat{U}_{\text{lin}2} \hat{S}(\mathbf{r}) \hat{U}_{\text{lin}1} | 0 \rangle = \exp \left(\frac{1}{2} \xi_{\text{ex}}^T \Sigma \xi_{\text{ex}} \right) / \prod_{i=1}^M \sqrt{\cosh r_i}, \quad (\text{S90})$$

which gives the analytic expression for the zero temperature case as we obtained in Eq. (S59).

We note that

$$\Sigma_{\alpha, \beta^*} = \begin{pmatrix} U_{\text{lin}2} & 0 \\ 0 & U_{\text{lin}1}^T \end{pmatrix} \begin{pmatrix} \tanh \mathbf{r} & \text{sech } \mathbf{r} \\ \text{sech } \mathbf{r} & -\tanh \mathbf{r} \end{pmatrix} \begin{pmatrix} U_{\text{lin}2}^T & 0 \\ 0 & U_{\text{lin}1} \end{pmatrix} \quad (\text{S91})$$

and that the operator norm is 1 regardless of $U_{\text{lin}1}$, $U_{\text{lin}2}$ and \mathbf{r} . A more general matrix element such as $\langle \mathbf{n} | \hat{D}(\xi) \hat{U}_{\text{lin}2} \hat{S}(\mathbf{r}) \hat{U}_{\text{lin}1} | \mathbf{m} \rangle$ can be similarly obtained [12].

S8. APPROXIMATION ALGORITHM OF HAFNIAN

We provide an algorithm to approximate a hafnian. First, from Lemma 1 in Ref. [11],

$$x_1^{n_1} x_2^{n_2} \dots x_M^{n_M} = \frac{1}{n!} \sum_{v_1=0}^{n_1} \dots \sum_{v_M=0}^{n_M} (-1)^{\sum_{i=1}^M v_i} \binom{n_1}{v_1} \dots \binom{n_M}{v_M} \left(\sum_{i=1}^M h_i x_i \right)^n, \quad (\text{S92})$$

where $h_i = n_i/2 - v_i$. Using the lemma, Proposition 1 in Ref. [11] states that for $z = (z_1, \dots, z_M)^T \sim \mathcal{N}(0, \Sigma)$, where Σ is a real symmetric matrix and z can be a complex variable vector,

$$\text{haf}(\Sigma_{\mathbf{n}}) = \mathbb{E}_z \left[\prod_{i=1}^M z_i^{n_i} \right] = \frac{1}{(n/2)!} \sum_{v_1=0}^{n_1} \dots \sum_{v_M=0}^{n_M} (-1)^{\sum_{i=1}^M v_i} \binom{n_1}{v_1} \dots \binom{n_M}{v_M} \left(\frac{h^T \Sigma h}{2} \right)^{n/2}, \quad (\text{S93})$$

where $n = n_1 + \dots + n_M$ and $h = (n_1/2 - v_1, \dots, n_M/2 - v_M)^T$ and n is even. We note that the equality between the hafnian and the sum in Eq. (S93) holds even for general complex symmetric matrices. Especially when $n_i = 1$ for all $i \in \{1, \dots, n\}$,

$$\mathbb{E}_z \left[\prod_{i=1}^n z_i \right] = \frac{1}{(n/2)!} \sum_{v_1=0}^1 \dots \sum_{v_n=0}^1 (-1)^{\sum_{i=1}^n v_i} \left(\frac{h^T \Sigma h}{2} \right)^{n/2} = \frac{1}{2^n} \sum_{v_1=0}^1 \dots \sum_{v_n=0}^1 (-1)^{\sum_{i=1}^n v_i} \frac{2^n}{(n/2)!} \left(\frac{h^T \Sigma h}{2} \right)^{n/2} \quad (\text{S94})$$

$$= \mathbb{E}_v \left[(-1)^{\sum_{i=1}^n v_i} \frac{2^{n/2}}{(n/2)!} (h^T \Sigma h)^{n/2} \right], \quad (\text{S95})$$

where $h = (1/2 - v_1, \dots, 1/2 - v_M)^T$. In this case, $M = n$. Therefore,

$$(-1)^{\sum_{i=1}^n v_i} \frac{2^{n/2}}{(n/2)!} (h^T \Sigma h)^{n/2} \quad (\text{S96})$$

is an unbiased estimator for the hafnian in the sense that

$$\mathbb{E}_v \left[(-1)^{\sum_{i=1}^n v_i} \frac{2^{n/2}}{(n/2)!} (h^T \Sigma h)^{n/2} \right] = \text{haf}(\Sigma). \quad (\text{S97})$$

Note that

$$\left| \frac{2^{n/2}}{(n/2)!} (h^T \Sigma h)^{n/2} \right| = \left| \frac{2^{n/2}}{(n/2)!} \left(\frac{n}{4} \hat{h}^T \Sigma \hat{h} \right)^{n/2} \right| = \left| \frac{n^{n/2}}{(n/2)! 2^{n/2}} (\hat{h}^T \Sigma \hat{h})^{n/2} \right| \leq \frac{(n \|\Sigma\|)^{n/2}}{(n/2)! 2^{n/2}}. \quad (\text{S98})$$

Therefore, in general, the estimate by sampling \mathbf{v} and using the estimator has an error bound given by Chernoff bound as

$$\Pr \left[|\tilde{p} - \text{haf}(\Sigma)| > \epsilon \frac{(n \|\Sigma\|)^{n/2}}{(n/2)! 2^{n/2}} \right] \leq 2 \exp \left(-\frac{1}{2} \epsilon^2 T \right). \quad (\text{S99})$$

Here, $\|\Sigma\|$ is the spectral norm, i.e., the maximum singular value.

Our goal is to estimate the Fourier components of molecular vibronic spectra, which is given by

$$\tilde{G}(k) = \frac{\text{haf}(\Sigma_{\mathbf{n}})}{Z_{\mathbf{n}}!}. \quad (\text{S100})$$

Let us recall that the operator norm of the matrix Σ_{α, β^*} is 1 (see Eq. (S91)). Since a matrix's submatrix's operator norm is smaller than or equal to the matrix's norm, when the vector \mathbf{n} is composed 0 or 1, $\Sigma_{\mathbf{n}}$'s operator norm is smaller than or equal to 1. In addition, when \mathbf{n} has a component larger than 1, we compute hafnian for a matrix obtained by repeating the row and column. Nevertheless, when repeating the row and column the operator norm does not increase as much as $\mathbf{n}!$, i.e.,

$$\frac{\|\Sigma_{\mathbf{n}}\|}{\mathbf{n}!} \leq \|\Sigma\|. \quad (\text{S101})$$

Therefore, the estimate by sampling \mathbf{x} and using the estimator has an error bound given by Chernoff bound as

$$\Pr \left[\left| \tilde{q} - \frac{\text{haf}(\Sigma)}{Z_{\mathbf{n}}!} \right| \gtrsim \epsilon \frac{e^{n/2}}{\sqrt{\pi n} Z} \right] \leq 2 \exp \left(-\frac{1}{2} \epsilon^2 T \right), \quad (\text{S102})$$

where $Z = \sqrt{\prod_{i=1}^n \cosh r_i}$ and we have used Stirling's formula, $N! \approx \sqrt{2\pi N} (N/e)^N$ (more precisely, $\sqrt{2\pi N} (N/e)^N e^{\frac{1}{12N+1}} < N! < \sqrt{2\pi N} (N/e)^N e^{\frac{1}{12N}}$). Thus, if $Z > e^{n/2}$, the estimation error is smaller than ϵ with exponentially small failure probability if we choose the number of samples as $T = O(1/\epsilon^2)$.

For nonzero mean, one may again employ a similar formula for $z \sim \mathcal{N}(\mu, \Sigma)$ [11]:

$$\text{lhaf}(\Sigma_{\mathbf{n}}) = \mathbb{E}_z \left[\prod_{i=1}^M z_i^{n_i} \right] = \sum_{v_1=0}^{n_1} \cdots \sum_{v_M=0}^{n_M} (-1)^{\sum_{i=1}^M v_i} \binom{n_1}{v_1} \cdots \binom{n_M}{v_M} \sum_{r=0}^{[n/2]} \frac{\left(\frac{h^T \Sigma h}{2} \right)^r (h \cdot \mu)^{n-2r}}{r!(n-2r)!}, \quad (\text{S103})$$

where $n = n_1 + \cdots + n_M$ and $h = (n_1/2 - v_1, \dots, n_M/2 - v_M)^T$ and $\Sigma_{\mathbf{n}}$ is obtained by replacing the diagonal elements of Σ by μ and repeating i th row and column for n_i times. Again, let $n_i = 1$ for all i 's. In this case, $M = n$, and

$$\text{lhaf}(\Sigma) = \mathbb{E}_z \left[\prod_{i=1}^n z_i \right] = \sum_{v_1=0}^1 \cdots \sum_{v_n=0}^1 (-1)^{\sum_{i=1}^n v_i} \sum_{r=0}^{[n/2]} \frac{\left(\frac{h^T \Sigma h}{2} \right)^r (h \cdot \mu)^{n-2r}}{r!(n-2r)!} \quad (\text{S104})$$

$$= \frac{1}{2^n [n/2]} \mathbb{E}_{\mathbf{v}, r} \left[(-1)^{\sum_{i=1}^n v_i} \frac{2^n [n/2] \left(\frac{h^T \Sigma h}{2} \right)^r (h \cdot \mu)^{n-2r}}{r!(n-2r)!} \right]. \quad (\text{S105})$$

Here,

$$\left| \frac{2^n [n/2] \left(\frac{h^T \Sigma h}{2} \right)^r (h \cdot \mu)^{n-2r}}{r!(n-2r)!} \right| = \frac{[n/2] n^{n/2} (\hat{h}^T \Sigma \hat{h})^r (\hat{h} \cdot \mu)^{n-2r}}{2^r r!(n-2r)!} \leq \frac{[n/2] n^{n/2} \|\Sigma\|^r \|\mu\|^{n-2r}}{2^r r!(n-2r)!} \quad (\text{S106})$$

Therefore, the Chernoff bound gives us

$$\Pr \left[|p - \text{lhaf}(\Sigma)| > \epsilon \frac{[n/2] n^{n/2} \|\Sigma\|^r \|\mu\|^{n-2r}}{2^r r!(n-2r)!} \right] \leq 2 \exp \left(-\frac{1}{2} \epsilon^2 T \right). \quad (\text{S107})$$

Especially when $\|\Sigma\| \leq 1$, which is the case that we are interested in,

$$\Pr \left[|p - \text{lhaf}(\Sigma)| > \epsilon \frac{[n/2] n^{n/2} \|\mu\|^{n-2r}}{2^r r!(n-2r)!} \right] \leq 2 \exp \left(-\frac{1}{2} \epsilon^2 T \right). \quad (\text{S108})$$

The error bound clearly depends on the mean vector μ , which makes the bound more nontrivial than the hafnian case.

S9. EMBEDDING A UNIVERSAL COMPUTING CIRCUIT INTO MOLECULAR VIBRONIC SPECTRA PROBLEM

We first show that we can construct a BQP-complete spectra problem, which is essentially equivalent to simulating a universal computing circuit, in discrete-variable (DV) system. To do that, we consider a quantum circuit \hat{U} applied on n qubits which consists of arbitrary single-qubit gates and CNOT gates with a polynomially large depth. Now, we define the corresponding spectra problem as follows. For a given circuit \hat{U} , $\Omega \in \{0, \dots, \Omega_{\max}\}$, and $\omega \in \mathbb{Z}_{\geq 0}^n$ with $\omega_i \leq O(\text{poly}(n))$, which are defined similarly as boson sampling cases, compute the spectra

$$G(\Omega) = \sum_{\mathbf{m} \in \{0,1\}^n} p(\mathbf{m}) \delta(\Omega - \omega \cdot \mathbf{m}). \quad (\text{S109})$$

We can easily show that one can approximate the single-qubit marginal probabilities if we can approximate the spectra. We first choose ω as $\omega_i = 1$ for $i = 1$ and $\omega_i = 0$ otherwise. Here, without loss of generality, we will compute the first qubit's marginal probabilities. For this choice, each component of the spectra simply represents the marginal probability:

$$G(\Omega = 1) = p(1), \quad G(\Omega = 0) = p(0). \quad (\text{S110})$$

Hence, if we can approximate $G(\Omega)$, we can approximate the single-qubit marginal probabilities with the same accuracy. Therefore, it proves that approximating the spectra within $O(\text{poly}(1/\epsilon))$ error in DV system is BQP-hard. Also, since the spectra can be approximated with error in $O(\text{poly}(1/\epsilon))$ by simulating the quantum circuit, measuring the qubits and repeating sampling, the problem is in BQP, which shows that it is BQP-complete.

Using this property, we will construct a bosonic circuit whose spectra problem is also BQP-complete. The key idea is to map a qubit-based circuit to a bosonic circuit using the Schwinger boson correspondence between qubit and boson states [13], which is similar to the one in Ref. [14]. Specifically, one can map a single-qubit state $|x\rangle$ as

$$|x\rangle \iff (\hat{a}^\dagger)^x (\hat{b}^\dagger)^{1-x} |0\rangle, \quad (\text{S111})$$

where $|0\rangle$ is vacuum state. Thus, one can map a single-qubit state to a single boson in a two-mode bosonic system, which corresponds to the dual-rail encoding in the Knill-Laflamme-Milburn protocol [15]. We call the two modes as a single site. Similarly, an n -qubit state is mapped to a $2n$ -mode state as

$$|\mathbf{x}\rangle \iff (\hat{a}_1^\dagger)^{x_1} (\hat{b}_1^\dagger)^{1-x_1} \dots (\hat{a}_n^\dagger)^{x_n} (\hat{b}_n^\dagger)^{1-x_n} |0\rangle. \quad (\text{S112})$$

Furthermore, one can map an arbitrary single-qubit gate to an interaction between \hat{a} and \hat{b} by noting that any 2×2 matrix can be decomposed by Pauli operators and using the following mapping

$$\hat{\sigma}_i^0 \iff \mathbb{1}, \quad \hat{\sigma}_i^1 \iff \hat{a}_i^\dagger \hat{b}_i + \hat{a}_i \hat{b}_i^\dagger, \quad \hat{\sigma}_i^2 \iff i(\hat{a}_i \hat{b}_i^\dagger - \hat{a}_i^\dagger \hat{b}_i), \quad \hat{\sigma}_i^3 \iff \hat{a}_i^\dagger \hat{a}_i - \hat{b}_i^\dagger \hat{b}_i. \quad (\text{S113})$$

Here, it is worth emphasizing that all the operations mapped from the Pauli operators preserve the number of photons and restrict the number of photons to a single photon for each site. Notice that the operators in bosonic system are not unitary operators in the full Hilbert space. However, since the subspace that we need to consider is confined by the states spanned by the single-photon states per each site, within this confined subspace, one can easily verify that the mapped operators in bosonic systems are guaranteed to be unitary. As a remark, for single-qubit gates, instead of directly mapping the unitary operation, one can map the Hamiltonian of the operation using the Euler decomposition, whose unitary operator will be decomposed into beam splitters and phase shifters.

For two-qubit gates as well, we can decompose arbitrary operations using Pauli operators as

$$\hat{U} = \sum_{\mu, \nu=0}^3 u_{\mu, \nu} \hat{\sigma}_i^{\mu} \otimes \hat{\sigma}_j^{\nu}, \quad (\text{S114})$$

and map this to bosonic operators as single-qubit cases. Again, all the operations mapped from the Pauli operators preserve the number of photons and restrict the number of photons to a single photon for each site. Therefore, we can map arbitrary input states, single-qubit gates, and two-qubit gates in an n -qubit system to a $2n$ -mode bosonic system. Hence, it shows that we can construct a BQP-complete problem in bosonic system as well.

Now, we emphasize that the constructed bosonic circuit is different from Fock-state boson sampling for various aspects. First, although the circuit preserves the number of photons, we do not expect the circuit can be simulated by linear optics unless Fock-state boson sampling constitutes universal quantum computation. Therefore, the implementation of the circuit requires non-linear effects that are beyond quadratic hamiltonians, i.e., beyond Gaussian operations. Second, the constructed circuit guarantees that the number of photons in each site composed of \hat{a}_i and \hat{b}_i is always occupied by a single photon, which is clearly not the case for Fock-state boson sampling. It implies not only that the constructed circuit is distinct from Fock-state boson sampling but also that this is not the most general bosonic circuit that we can consider. Therefore, general molecular vibronic spectra problems that allow non-linear operations and multiphoton cases, which include the constructed circuit as a particular example, are BQP-hard.

-
- [1] L. Gurvits, On the complexity of mixed discriminants and related problems, in *International Symposium on Mathematical Foundations of Computer Science* (Springer, 2005) pp. 447–458.
 - [2] S. Aaronson and A. Arkhipov, The computational complexity of linear optics, in *Proceedings of the forty-third annual ACM symposium on Theory of computing* (2011) pp. 333–342.
 - [3] S. Aaronson and T. Hance, Generalizing and derandomizing gurvits’s approximation algorithm for the permanent, arXiv preprint arXiv:1212.0025 (2012).
 - [4] P. Drummond and C. Gardiner, Generalised p-representations in quantum optics, *Journal of Physics A: Mathematical and General* **13**, 2353 (1980).
 - [5] D. F. Walls and G. J. Milburn, *Quantum optics* (Springer Science & Business Media, 2007).
 - [6] J. Janszky and A. V. Vinogradov, Squeezing via one-dimensional distribution of coherent states, *Physical review letters* **64**, 2771 (1990).
 - [7] J. Vargas-Martínez, H. Moya-Cessa, and M. Fernández Guasti, Normal and anti-normal ordered expressions for annihilation and creation operators, *Revista mexicana de física E* **52**, 13 (2006).
 - [8] R. Bhatia, *Positive definite matrices* (Princeton university press, 2009).
 - [9] J. Huh and M.-H. Yung, Vibronic boson sampling: generalized gaussian boson sampling for molecular vibronic spectra at finite temperature, *Scientific reports* **7**, 1 (2017).
 - [10] A. Björklund, B. Gupt, and N. Quesada, A faster hafnian formula for complex matrices and its benchmarking on a supercomputer, *Journal of Experimental Algorithmics (JEA)* **24**, 1 (2019).
 - [11] R. Kan, From moments of sum to moments of product, *Journal of Multivariate Analysis* **99**, 542 (2008).
 - [12] N. Quesada, Franck-condon factors by counting perfect matchings of graphs with loops, *The Journal of chemical physics* **150**, 164113 (2019).
 - [13] A. Auerbach, *Interacting electrons and quantum magnetism* (Springer Science & Business Media, 2012).
 - [14] T.-C. Wei, M. Mosca, and A. Nayak, Interacting boson problems can be qma hard, *Physical review letters* **104**, 040501 (2010).
 - [15] E. Knill, R. Laflamme, and G. J. Milburn, A scheme for efficient quantum computation with linear optics, *Nature* **409**, 46 (2001).