

Strongly lensed type Ia supernovae as a precise late-universe probe of measuring the Hubble constant and cosmic curvature

Jing-Zhao Qi,¹ Yu Cui,¹ Wei-Hong Hu,¹ Jing-Fei Zhang,¹ Jing-Lei Cui,¹ and Xin Zhang^{*1,2,3,†}

¹*Department of Physics, College of Sciences, Northeastern University, Shenyang 110819, China*

²*Frontiers Science Center for Industrial Intelligence and Systems Optimization, Northeastern University, Shenyang 110819, China*

³*Key Laboratory of Data Analytics and Optimization for Smart Industry (Northeastern University), Ministry of Education, China*

Strongly lensed type Ia supernovae (SNe Ia) are expected to have some advantages in measuring time delays of multiple images, and so they have a great potential to be developed into a powerful late-universe cosmological probe. In this paper, we simulate a sample of lensed SNe Ia with time-delay measurements in the era of the Legacy Survey of Space and Time (LSST). Based on the distance sum rule, we use lensed SNe Ia to implement cosmological model-independent constraints on the Hubble constant H_0 and cosmic curvature parameter Ω_K in the late universe. We find that if 20 lensed SNe Ia could be observed, the constraint on H_0 is better than the measurement by the SH0ES collaboration. When the event number of lensed SNe Ia increases to 100, the constraint precision of H_0 is comparable with the result from *Planck* 2018 data. Considering 200 lensed SNe Ia events as the optimistic estimation, we obtain $\Delta H_0 = 0.33 \text{ km s}^{-1} \text{ Mpc}^{-1}$ and $\Delta \Omega_K = 0.053$. In addition, we also simulate lensed quasars in different scenarios to make a comparison and we find that they are still a useful cosmological probe even though the constraint precision from them is much less than that obtained from lensed SNe Ia. In the era of LSST, the measurements of time delay from both lensed SNe Ia and lensed quasars are expected to yield the results of $\Delta H_0 = 0.26 \text{ km s}^{-1} \text{ Mpc}^{-1}$ and $\Delta \Omega_K = 0.044$.

I. INTRODUCTION

The precise measurements of the cosmic microwave background (CMB) anisotropies lead us to an era of precision cosmology [1, 2]. The Λ cold dark matter (Λ CDM) model with six base parameters, also known as the standard model cosmology, has been constrained by the *Planck*-satellite data with breathtaking precision [3]. Moreover, in the framework of the flat Λ CDM model, the constraints from various observations were well consistent with each other [4–9]. However, with the improvements of precision of observations, it was found that inconsistencies emerged between different measurements of some key cosmological parameters. At present, for example, the most perplexing problem is the Hubble constant tension [10–18]. Specifically, the CMB power spectra with exquisite precision from the *Planck*-satellite observation, as an early-universe measurement, predict the Hubble constant H_0 having a relatively low value of $H_0 = 67.4 \pm 0.5 \text{ km s}^{-1} \text{ Mpc}^{-1}$ assuming a flat Λ CDM model. For an end-to-end test, it is necessary to measure the Hubble constant using the late-universe observations, which is implemented by the local type Ia supernovae (SNe Ia) data calibrated by the distance ladder. In this way, the SH0ES (SNe, H_0 , for the Equation of State of dark energy) collaboration [19] reported a high value of the Hubble constant $H_0 = 73.2 \pm 1.3 \text{ km s}^{-1} \text{ Mpc}^{-1}$. Obviously, there is a significant tension with 4.2σ dis-

agreement between the values inferred from the two independent methods, which cannot be solely attributed to systematic errors [20, 21].

Recently, some studies [22–24] indicated that cosmological tensions are likely to be more severe when the possibility of a closed universe is considered. An enhanced lensing amplitude in CMB power spectra prefers a closed universe at more than 3.4σ confidence level [3, 22]. Moreover, it was found that there are significant tensions between *Planck* and low-redshift baryon acoustic oscillations (BAO) data in measuring the curvature parameter Ω_K [22, 24]. All of these mentioned above imply that there exist measurement inconsistencies between the early and late universe in the standard Λ CDM model. For resolving these cosmological tensions, it is necessary to develop novel late-universe observational methods to accurately measure these related cosmological parameters.

Strong gravitational lensing time delays (SGLTD) as an important probe of the late universe provide a one-step measurement of H_0 . This method was originally proposed by Refsdal [25], in which the time delay is derived from the different arrival times of multiple images generated by the strongly lensed supernovae. However, the lensed SNe events are relatively rare in the universe. Up to now, only two lensed SNe systems have been discovered, namely, iPTF16geu [26] and SN Refsdal [27]. In fact, the more mature time-delay measurements that have been used in cosmology are from more abundant lensed quasars. Recently, the H0LiCOW (H0 Lenses in COSMOGRAIL Wellspring) collaboration presented the observations of time delays from 6 lensed quasars, and used them to achieve a 2.4% precision mea-

*Corresponding author

†Electronic address: zhangxin@mail.neu.edu.cn

surement on H_0 , i.e., $H_0 = 73.3_{-1.8}^{+1.7}$ km s⁻¹ Mpc⁻¹, in the spatially flat Λ CDM model [28]. Subsequently, the TDCOSMO (Time-Delay COSMOgraphy) collaboration achieved a 2% precision measurement on H_0 with 7 time-delay lensed quasars [29–32]. However, a drawback of these H_0 measurements is that the results from them are strongly cosmological model-dependent [33]. For example, in the w CDM model with a constant equation-of-state parameter of dark energy w , the inferred H_0 value shifts to $81.6_{-5.3}^{+4.9}$ km s⁻¹ Mpc⁻¹ [28].

With the distance sum rule, Collett *et al.* [34] proposed a cosmological model-independent method to determine H_0 and Ω_K simultaneously from the precise measurements of SGLTD, in which SNe Ia are used to serve as a distance indicator. It should be emphasized that the distance sum rule depends on the assumption of the cosmological principle that the universe is described by the homogeneous and isotropic Friedmann-Lemaître-Robertson-Walker (FLRW) metric on large scales. As a cornerstone of cosmology, the validity of the FLRW metric has been verified by the growing observational data of increased precision [35–41]. In addition, this method also relies on modelling the distance function with a polynomial. By fitting to the mock data generated by different models and performing an out-of-sample error analysis based on real data, Collett *et al.* [34] found that the typical deviation between the average value of polynomial and the real underlying value is less than 10% of the statistical uncertainty. Moreover, Qi *et al.* [42] have demonstrated that a third-order polynomial is flexible enough to fit the current data. Therefore, this cosmological model-independent method of determining H_0 and Ω_K is robust. Up to now, this approach has been extended by using SGLTD combined with other distance indicators, such as the known ultraviolet versus X-ray luminosity correlation of quasars providing luminosity distance [43], the angular size of compact structure in radio quasars as standard rules [42], and gravitational wave standard sirens [44, 45]. The results of these previous works suggest that this cosmological model-independent method is an effective way to measure H_0 and Ω_K in the late universe.

Actually, we are not satisfied with only using SNe Ia as a distance indicator in the SGLTD method because they are able to play a more significant role. In this paper, we consider to use SNe Ia as lensing sources in the SGLTD method, rather than only using them as a distance indicator, to show what influences of SNe Ia could bring into cosmology with the SGLTD method.

As mentioned above, the time-delay measurements originally proposed to measure H_0 are actually to use strongly lensed SNe. In fact, lensed SNe have several advantages over lensed quasars in accurate measurements of time delays. (i) SN is a transient source whose sharply varying light-curve shape makes it easy to measure the time delay and less prone to be strongly influenced by microlensing effects [46]. (ii) Unlike the strong contamination by quasar light that outshines everything else in the

lens system, the lens galaxy could be observed clearly after an SN fades, allowing accurate modelling of lens mass distribution [46]. (iii) If the lensed source is an SN Ia, the lens model degeneracies could be mitigated due to the standard intrinsic luminosities in the cases when microlensing effects are negligible [46]. (iv) For a lensed SN, the effect of microlensing time delay could be ignored [47], but it cannot be ignored in the case of a lensed quasar [48]. Finally, another advantage we wish to emphasize is that the observational duration for a lensed SN is much shorter than the decades-long observation of a lensed quasar. With so many advantages, lensed SNe are expected to be a powerful cosmological probe.

Although there are few events of lensed SNe Ia currently, the observational event number will greatly increase thanks to the ongoing and future massive surveys, such as Dark Energy Survey (DES), Zwicky Transient Facility (ZTF) [49], and Legacy Survey of Space and Time (LSST) [50, 51]. According to some estimates [52–55], the LSST will observe hundreds of lensed SNe Ia in a 10-year observation. With the upcoming boom in lensed SNe, the HOLISMOKES (Highly Optimised Lensing Investigations of Supernovae, Microlensing Objects, and Kinematics of Ellipticals and Spirals) project was set up to find and measure strongly lensed SNe in current/future surveys, for which we refer the reader to Refs. [46, 56–60]. As HOLISMOKES demonstrated [46], the possibility of using strongly lensed SNe Ia as an accurate cosmological probe will soon become a reality [51, 54, 61–63].

In view of the broad prospect for the time-delay measurements in the upcoming LSST era, in this paper, we will use lensed SNe Ia as an accurate probe to promote the cosmological model-independent measurements of H_0 and Ω_K . Here we adopt the latest Pantheon SNe Ia sample as the distance indicator to determine the distances from the observer to the lens and source in a SGL system. We simulate a sample of lensed SNe Ia based on the LSST survey and forecast what precision can be achieved for the constraints on H_0 and Ω_K . For comparison, we will also simulate a sample of lensed quasars in the era of LSST, and implement the same constraints.

II. METHODOLOGY

The universe is homogeneous and isotropic on large scales, which is described by the FLRW metric,

$$ds^2 = -c^2 dt^2 + a^2(t) \left(\frac{dr^2}{1 - Kr^2} + r^2 d\Omega^2 \right), \quad (1)$$

where c is the speed of light and $a(t)$ is the scale factor. The constant K represents the spatial curvature, which is related to the curvature parameter Ω_K and the Hubble constant H_0 as $\Omega_K = -Kc^2/a_0^2 H_0^2$.

For an SGL system, the dimensionless comoving distance between the lens at redshift z_l and the source at

redshift z_s can be expressed as

$$d(z_l, z_s) = \frac{1}{\sqrt{|\Omega_K|}} \text{sinn} \left(\sqrt{|\Omega_K|} \int_{z_l}^{z_s} \frac{H_0}{H(z)} dz \right), \quad (2)$$

where

$$\text{sinn}(x) = \begin{cases} \sin(x), & \Omega_K < 0, \\ x, & \Omega_K = 0, \\ \sinh(x), & \Omega_K > 0. \end{cases} \quad (3)$$

For convenience, we denote $d_l \equiv d(0, z_l)$, $d_s \equiv d(0, z_s)$ and $d_{ls} \equiv d(z_l, z_s)$. The three dimensionless comoving distances are connected via the distance sum rule [38, 39, 42, 64–70]:

$$d_{ls} = d_s \sqrt{1 + \Omega_K d_l^2} - d_l \sqrt{1 + \Omega_K d_s^2}. \quad (4)$$

Furthermore, Equation (4) can be rewritten as

$$\frac{d_l d_s}{d_{ls}} = \frac{1}{\sqrt{1/d_l^2 + \Omega_K}} - \frac{1}{\sqrt{1/d_s^2 + \Omega_K}}. \quad (5)$$

If the arrival times of two lensed images are marked as t_i and t_j , respectively, the time delay $\Delta t_{i,j}$ is related to the time-delay distance $D_{\Delta t}$ and the Fermat potential difference $\Delta \phi_{i,j}$ as

$$\Delta t_{i,j} = \frac{(1 + z_l) D_{\Delta t}}{c} \Delta \phi_{i,j}. \quad (6)$$

Here $\Delta \phi_{i,j}$ is given by

$$\phi_{i,j} = \left[\frac{(\theta_i - \beta)^2}{2} - \psi(\theta_i) - \frac{(\theta_j - \beta)^2}{2} + \psi(\theta_j) \right], \quad (7)$$

where θ_i and θ_j are the angular positions of two images, respectively, β represents the angular position of source and ψ is the two-dimensional lens potential which depends on the mass distribution of the lens. The time-delay distance is composed of three angular diameter distances. Based on the relationship between the dimensionless comoving distance and the angular diameter distance $d(z_l, z_s) \equiv (1 + z_s) H_0 D_A(z_l, z_s) / c$, the time-delay distance can be rewritten as

$$D_{\Delta t} \equiv (1 + z_l) \frac{D_l^A D_s^A}{D_{ls}^A} = \frac{c}{H_0} \frac{d_l d_s}{d_{ls}}. \quad (8)$$

It can be seen clearly from Equations (5) and (8) that once the dimensionless comoving distances d_l and d_s are obtained, the Hubble constant H_0 and the cosmic curvature Ω_K can be determined from the measurements of time-delay distance without any specific cosmological model.

A. Time-delay distance from lensed SNe Ia

Here, we briefly introduce the simulation of the time-delay distance measurements from lensed SNe Ia. Recent analyses revealed that several hundred lensed SNe Ia could be observed in the 10-year z -band search of the LSST survey [52, 53, 71–73]. However, it should be noted that the different observing strategies with different survey areas and different cumulative season lengths will have different estimates of the number of observed lensed SNe Ia [51]. Therefore, in this paper, we consider different scenarios with the various well-measured lensed SNe Ia numbers of $N_{\text{SN}} = 20, 50, 100, 150,$ and 200 , respectively.

For the lens modelling, we adopt the singular isothermal ellipsoid model [74, 75] that is in good agreement with observations to characterize the mass distribution for all lens galaxies. For the uncertainties of time-delay distance $D_{\Delta t}$ measurements, there are three factors considered in our simulation: the time delay, the Fermat potential difference, and the mass distribution along the line of sight (LOS) to the lensing source [28, 29, 76, 77]. For the measurements of time delay, although the microlensing affects all images, Goldstein and Nugent [72] proposed that one can use the color curves of SNe instead of the broadband light curves to extract time delay with high precision. Moreover, by fitting flux and color observations of microlensed SNe Ia with their underlying, unlensed spectral templates, Goldstein *et al.* [78] demonstrated that the fitting of the template to light curves yields a 4% uncertainty for time-delay measurements due to microlensing, whereas the microlensing-induced time delay uncertainty decreases to 1% when the template is fitted to color curves in the achromatic phase. Pierel and Rodney [79] developed an open-source package, Supernova Time Delays (SNTD), to make accurate time-delay measurements of lensed SNe Ia including treatments of microlensing. By running an automated fitting algorithm on the simulated data using a variety of tools in SNTD, they found that obtaining before-peak observations of light curves improves the precision of time-delay measurements to 3%. Therefore, in this paper, we optimistically adopt a 3% uncertainty for the lensed SNe Ia time-delay measurements. While, for the lensed quasars, the uncertainty of time delay is about 5% [31, 46, 80–83].

Since SN Ia is a transient source, a clean image of the lens galaxy could be obtained after the SN Ia fading away over time, and in the case of a lensed quasar, the lens galaxy is typically contaminated by the bright quasar light, which means that the modelling of lens mass distribution in the case of a lensed SN Ia could be improved significantly [39, 84]. Recently, Ding *et al.* [77] quantitatively estimated the improvement of lens modelling and H_0 inference with transient sources, resulting in an improvement of the precision for lens models by a factor of 4.1, and an improvement of H_0 precision by a factor of 2.9. Since the time-delay distance is inversely proportional to H_0 , $D_{\Delta t} \propto 1/H_0$, the improvement for

TABLE I: Uncertainties of three sources contributing to the uncertainty of time-delay distance measurements.

SGL source	$\delta\Delta t$	$\delta\Delta\psi$	δLOS
Lensed SNe Ia	3%	1%	3%
Lensed quasars	5%	3%	3%

the precision of $D_{\Delta t}$ measurements due to the transient sources could also be realized by a factor of 2.9 compared with the case of lensed quasars. The current lensed quasar constraints [31, 80–83] provide a 3% lens mass modelling uncertainty for the measurements of $D_{\Delta t}$, so here we adopt a 1% uncertainty due to the lens mass modelling for the case of lensed SNe Ia. An additional 3% uncertainty is derived from the LOS effect, which is given by current lensed quasar observations [46, 85]. Table I lists the relative uncertainties of factors contributing to the time-delay distance measurements for the lensed SNe Ia and lensed quasars for comparison.

For the redshift distribution of SNe Ia as sources in the SGL systems, it has been calculated from the mock SGL catalogue constructed using a Monte Carlo technique based on the LSST observing strategies (see Figure 5 of Ref. [52]), in which we find that the maximum redshift of SNe Ia extends to about 2.2. Although the SNe Ia with higher redshifts can also be expected to be observed due to the magnification of strong lensing, high redshift systems are overall fainter and the larger photometric errors make the time delay measurements more uncertain [51]. At present, the redshifts of sources for two observed lensed SNe Ia, SN Refsdal [27] and iPTF16geu [26], are 1.49 and 0.409, respectively, which are consistent with the prediction of Oguri and Marshall [52]. For our approach, this means that the existing Pantheon sample of SNe Ia could be used to calibrate almost all lensed SNe Ia observed in the LSST era.

Finally, we generate a sample of time-delay distances based on the Oguri and Marshall catalog [52] in the flat Λ CDM model with the matter density $\Omega_m = 0.3$ and the Hubble constant $H_0 = 73.2 \text{ km s}^{-1} \text{ Mpc}^{-1}$.

B. Distance calibration by SNe Ia

In this paper, we use the latest SNe Ia data from the Pantheon sample [86] as a distance indicator to calibrate the dimensionless comoving distances d_l and d_s of SGL systems. The sample consists of 1048 SNe Ia data covering the redshift range $0.001 < z < 2.3$.

As “standard candles”, the SNe Ia observational data are connected with the distance modulus through the SALT2 light curve fitter [87]:

$$\mu = m_B + \alpha \cdot X_1 - \beta \cdot \mathcal{C} - M_B, \quad (9)$$

where m_B is the rest frame B-band peak magnitude, X_1 and \mathcal{C} represent the time stretch of light curve and

the supernova color at maximum brightness, respectively, and M_B is the absolute B-band magnitude. The stretch-luminosity parameter α and the color-luminosity parameter β are two nuisance parameters in the distance estimation. To dodge this problem, α and β could be calibrated to zero by the BEAMS with Bias Corrections method [88]. Then the observed distance modulus can be simply expressed as

$$\mu = m_B - M_B. \quad (10)$$

The luminosity distance D_L of an SN Ia is related to the distance modulus as

$$\mu = 5 \log_{10}(D_L) + 25. \quad (11)$$

We can see that once the value of M_B is determined, the luminosity distance of an SN Ia can be obtained. In this work, we regard M_B as a free parameter due to the degeneracy between M_B and H_0 . Based on the relation between the comoving dimensionless distance and the luminosity distance, we have

$$d(z) = \frac{H_0 D_L(z)}{c(1+z)}. \quad (12)$$

The difficulty of using SNe Ia data to calibrate the distances of SGL systems is that the redshifts of the two data sets cannot be one-to-one correspondence. In this paper, we establish a continuous distance-redshift function using a polynomial fit to treat this issue. The theoretical $d(z)$ used in Equations (5) and (8) is assumed following a third-order polynomial:

$$d(z) = z + a_1 z^2 + a_2 z^3. \quad (13)$$

As long as $d(z)$ is more flexible than a second-order polynomial, there is not much of difference [38, 89]. So the third-order polynomial we adopted is flexible enough to fit the distance data [42].

Finally, we constrain the cosmological parameters using the `emcee` Python module [90] based on the Markov Chain Monte Carlo analysis. The final likelihood function is $\mathcal{L} \propto e^{-\chi^2/2}$, and the χ^2 function is defined as

$$\chi^2 = \sum_{i=1}^{N_{\text{len}}} \left(\frac{D_{\Delta t,i}^{\text{th}} - D_{\Delta t,i}^{\text{obs}}}{\delta D_{\Delta t,i}^{\text{obs}}} \right)^2 + \sum_{i=1}^{1048} \left(\frac{d(z_i)^{\text{th}} - d(z_i)^{\text{obs}}}{\delta d_i^{\text{obs}}} \right)^2, \quad (14)$$

where “obs” represents the observation, and “th” represents the theoretical value derived from distance sum rule. Here, $d(z)_i^{\text{obs}}$ is the dimensionless comoving distance derived from the Pantheon sample of SNe Ia via Equations (10)–(12), and δd_i^{obs} is the corresponding error. The whole free parameters include H_0 , Ω_K , a_1 , a_2 and M_B . In this work, we only focus on the constraints on H_0 and Ω_K .

TABLE II: 1σ uncertainty results of measuring H_0 and Ω_K for various event numbers of lensed SNe Ia. Here H_0 is in units of $\text{km s}^{-1} \text{Mpc}^{-1}$.

Parameter error	20 SN	50 SN	100 SN	150 SN	200 SN
ΔH_0 (free Ω_K)	1.52	0.96	0.72	0.60	0.52
ΔH_0 (fixed Ω_K)	0.85	0.59	0.45	0.38	0.33
$\Delta \Omega_K$ (free H_0)	0.158	0.108	0.093	0.084	0.078
$\Delta \Omega_K$ (fixed H_0)	0.087	0.069	0.060	0.055	0.052

TABLE III: 1σ uncertainty results of measuring H_0 and Ω_K for various event numbers of lensed quasars. Here H_0 is in units of $\text{km s}^{-1} \text{Mpc}^{-1}$.

Parameter error	50 QSO	100 QSO	200 QSO	300 QSO	400 QSO
ΔH_0 (free Ω_K)	1.56	1.25	0.80	0.67	0.59
ΔH_0 (fixed Ω_K)	0.80	0.64	0.47	0.42	0.36
$\Delta \Omega_K$ (free H_0)	0.168	0.122	0.096	0.088	0.085
$\Delta \Omega_K$ (fixed H_0)	0.087	0.069	0.061	0.054	0.052

III. RESULTS AND DISCUSSION

In this section, we report our constraint results in detail and make some discussions. In Section III A, we will show the constraints on H_0 and Ω_K using time delay from lensed SNe Ia and the distance calibration from Pantheon SNe Ia. In Section III B, we will make a comparison with the case of lensed quasars for the capabilities of constraining cosmological parameters. The constraint results are displayed in Figures 1–3 and summarized in Tables II and III. It should be noted that we use $\Delta\xi$ to represent the error of a parameter ξ .

A. Constraints on cosmological parameters from lensed SNe Ia

Here, we present the constraint errors of H_0 and Ω_K for various detected numbers of lensed SNe Ia in Figures 1 and 2 and Table II. Firstly, we focus on the constraints on H_0 as indicated by the blue lines in Figure 1. The blue dotted polyline represents the results obtained when both H_0 and Ω_K are free parameters. We can see that even in the most conservative case ($N_{\text{SN}} = 20$), the result of $\Delta H_0 = 1.52 \text{ km s}^{-1} \text{Mpc}^{-1}$ can be obtained using this cosmological model-independent method, which is comparable to the result of $\Delta H_0 = 1.3 \text{ km s}^{-1} \text{Mpc}^{-1}$ given by the SH0ES collaboration [19]. If 200 lensed SNe Ia could be observed, the constraint on H_0 will be improved to $\Delta H_0 = 0.52 \text{ km s}^{-1} \text{Mpc}^{-1}$, which is compa-

rable with (and actually even slightly better than) the result of $\Delta H_0 = 0.54 \text{ km s}^{-1} \text{Mpc}^{-1}$ from *Planck* 2018 TT,TE,EE+lowE+lensing data [3]. Such a result meets the standard of precision cosmology.

If we consider a flat universe (with fixed $\Omega_K = 0$), as shown by the blue solid polyline in Figure 1, the constraint on H_0 will be improved significantly. In this case, the constraint from only 20 lensed SNe Ia, $\Delta H_0 = 0.85 \text{ km s}^{-1} \text{Mpc}^{-1}$, could exceed the result of $\Delta H_0 = 1.3 \text{ km s}^{-1} \text{Mpc}^{-1}$ by the SH0ES collaboration [19]. Only 100 lensed SNe Ia are required to produce results better than those obtained by *Planck* 2018 TT, TE, EE+lowE+lensing data. In the most optimistic scenario ($N_{\text{SN}} = 200$), we can get a result of $\Delta H_0 = 0.33 \text{ km s}^{-1} \text{Mpc}^{-1}$. All these results demonstrate that the lensed SNe Ia are competent as a precise cosmological probe, and using the time-delay measurements of lensed SNe Ia could provide an effective method of measuring H_0 , which is precise enough to address the Hubble tension issue.

In Figure 2, we show the constraint errors on Ω_K . The blue dotted polyline represents the constraint errors for different numbers of lensed SNe Ia when both H_0 and Ω_K are free parameters, and the blue solid polyline represents the results when only Ω_K is a free parameter (H_0 is fixed to $H_0 = 73.2 \text{ km s}^{-1} \text{Mpc}^{-1}$). We find that with and without the prior of $H_0 = 73.2 \text{ km s}^{-1} \text{Mpc}^{-1}$, the constraint on Ω_K changes significantly. This actually means that there is a degeneracy between Ω_K and H_0 , which can also be verified from the constraint on H_0

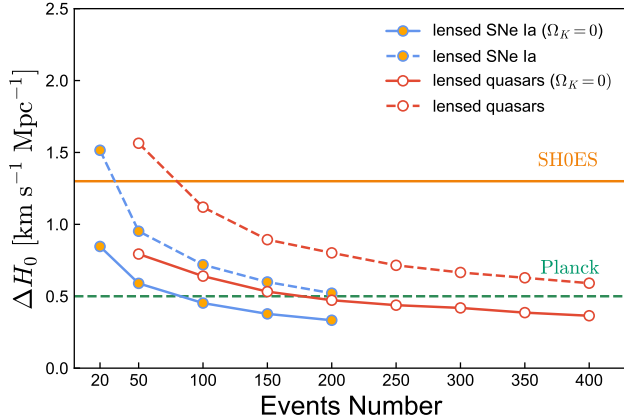


FIG. 1: The 1σ errors of H_0 for different numbers of lensed SNe Ia and lensed quasars. The blue and red lines represent the results from lensed SNe Ia and lensed quasars, respectively. The dotted polyline denotes the uncertainties of H_0 obtained in the case of treating both H_0 and Ω_K as free parameters, and the solid polyline denotes ΔH_0 obtained with a prior of $\Omega_K = 0$. The orange and green horizontal lines represent the measured uncertainties of H_0 by SH0ES and *Planck* collaborations, respectively. Here H_0 is in units of $\text{km s}^{-1} \text{Mpc}^{-1}$.

shown in Figure 1. One interesting point is that the constraint on Ω_K is not improved significantly as the number of lensed SNe Ia increases, especially after the number reaches 100. In principle, if there is no systematic error but only statistical error, the constraint precision of parameters will be improved by a factor of \sqrt{N} as the number of observational data is increased by a factor of N . However, our results show that the influence of systematic errors cannot be ignored, and actually the systematic errors will dominate over statistical errors when the number of the SGL data is increased to a certain extent. Here, we report the results we obtained. In the most conservative estimate ($N_{\text{SN}} = 20$), the results for Ω_K are $\Delta\Omega_K = 0.158$ and $\Delta\Omega_K = 0.087$ corresponding to the cases with two free parameters (free H_0 and Ω_K) and with one free parameter (only Ω_K as a free parameter), respectively. In the optimistic scenario ($N_{\text{SN}} = 200$), we get $\Delta\Omega_K = 0.078$ and $\Delta\Omega_K = 0.052$, respectively. Although the constraints on Ω_K here are not as good as the result with a 1σ error of 0.002 obtained from *Planck* 2018 TT, TE, EE+lowE+lensing+BAO data [3], it must be emphasized that our constraints are independent of any cosmological models, which will be helpful in solving cosmological tension problem concerning the cosmic curvature in the future.

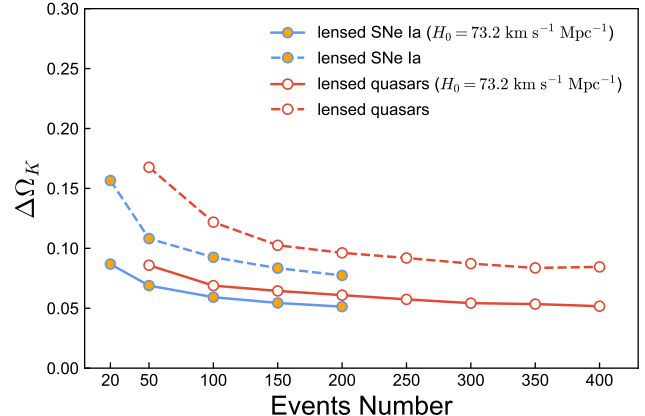


FIG. 2: The 1σ uncertainties of Ω_K for different numbers of lensed SNe Ia and lensed quasars. The blue and red lines represent the results from lensed SNe Ia and lensed quasars, respectively. The dotted polyline denotes the uncertainties of Ω_K obtained in the case of treating both H_0 and Ω_K as free parameters, and the solid polyline denotes $\Delta\Omega_K$ obtained with a prior of $H_0 = 73.2 \text{ km s}^{-1} \text{Mpc}^{-1}$.

B. Comparison with constraints from lensed quasars

As mentioned above, lensed SNe Ia have several advantages over lensed quasars in accurate and precise measurements of time delays. However, in cosmological applications, lensed quasars have an advantage over lensed SNe Ia in that they have a larger sample size. In this subsection, we also investigate the capability of constraining cosmological parameters with lensed quasars and make a comparison with the case of lensed SNe Ia. According to the forecasts in Ref. [52], LSST will find about 400 lensed quasars with well-measured time delays. We simulate lensed quasar samples in different scenarios ($N_{\text{QSO}} = 50, 100, 200, 300, \text{ and } 400$, respectively). Based on the methods and algorithms of current surveys, the uncertainty of measuring time-delay distances from lensed quasars is assumed to be 6.6% [46]. The uncertainties of factors contributing to the final uncertainty of time-delay distances are summarized in Table I.

In the case of both H_0 and Ω_K being free parameters, the constraint errors of H_0 for various numbers of lensed quasars are represented by the red dotted polyline in Figure 1. The red solid polyline denotes the results in a flat universe, i.e., with fixed $\Omega_K = 0$. The constraint results are summarized in Table III. We can clearly see that with the same data size, the constraints on H_0 from lensed SNe Ia are much better than those from the lensed quasars. Moreover, after the number of lensed quasars exceeds 150, the constraints on H_0 are improved very little as the number increases. Even if the event number of lensed quasars could reach the most optimistic

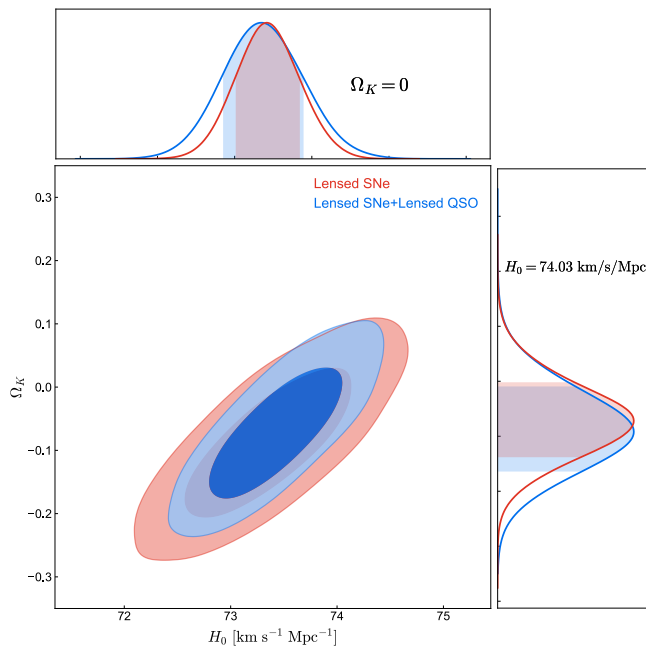


FIG. 3: 1D and 2D marginalized probability distributions of H_0 and Ω_K constrained from 200 lensed SNe Ia and 400 lensed quasars + 200 lensed SNe Ia.

400, the constraint on H_0 from them is less precise than that from 200 lensed SNe Ia. Nevertheless, the strongly lensed quasars are still an effective late-universe probe. 150 lensed quasars data could achieve a constraint on H_0 of $\Delta H_0 = 0.5 \text{ km s}^{-1} \text{ Mpc}^{-1}$, which is comparable with the result from the *Planck* 2018 data [3].

With and without the prior of $H_0 = 73.2 \text{ km s}^{-1} \text{ Mpc}^{-1}$, we obtain the constraint errors of Ω_K represented by the red solid polyline and red dotted polyline, respectively, in Figure 2. In the most optimistic case, with the prior of H_0 , we obtain the tightest constraint $\Delta\Omega_K = 0.052$ from 400 lensed quasars, which is the same as the result of $\Delta\Omega_K = 0.052$ from 200 lensed SNe Ia. We can see that even though the detectable number of lensed SNe Ia is small ($N_{\text{SNIa}} = 200$), the constraints on H_0 and Ω_K from lensed SNe Ia are comparable with those obtained by the much larger sample of lensed quasars ($N_{\text{QSO}} = 400$).

In the LSST era, many lensed SNe Ia and lensed quasars will be observed simultaneously. Here, in the most optimistic case, we can make a prediction for the constraints on H_0 and Ω_K from the combination of 200 lensed SNe Ia and 400 lensed quasars. In Figure 3, the 2D contours represent the constraint results from lensed SNe Ia and the combination of lensed SNe Ia and lensed quasars. The 1D probability distribution of H_0 is obtained with the prior of $\Omega_K = 0$, and the 1D probability distribution of Ω_K is obtained with the prior of $H_0 = 73.2 \text{ km s}^{-1} \text{ Mpc}^{-1}$. Comparing with the result from 200 lensed SNe Ia alone, we can clearly see that com-

binning 400 lensed quasars does not significantly improve the constraints on H_0 and Ω_K . Here, we report that the limits of constraints on H_0 and Ω_K in the near future by using our method are $\Delta H_0 = 0.26 \text{ km s}^{-1} \text{ Mpc}^{-1}$ and $\Delta\Omega_K = 0.044$ from the combination of 200 lensed SNe Ia and 400 lensed quasars.

IV. CONCLUSION

Considering the inconsistencies in measuring some key cosmological parameters (such as the Hubble constant and cosmic curvature), reflecting the conflict between the measurements of early and late universe, one of the most important missions in modern cosmology is to develop novel, precise cosmological probes to re-examine the late-universe constrains on related parameters. SGLTD from lensed quasars as an effective cosmological probe has provided a powerful tool to measure H_0 . However, a drawback of this H_0 measurement is that it is strongly cosmological model-dependent.

In this paper, we propose a scheme of using the strongly lensed SNe Ia to improve the measurements on the Hubble constant and cosmic curvature. Firstly, the distance sum rule in SGL provides a cosmological model-independent method to determine the Hubble constant and cosmic curvature simultaneously, by which we present the constraints on H_0 and Ω_K from the SGLTD measurements in the era of LSST. Secondly, the lensed SNe Ia with several advantages over lensed quasars in accurate measurements of time-delay distance enables us to expect the tighter constraints on H_0 and Ω_K using such a method. We generate a series of mock samples of lensed SNe Ia based on the LSST survey. We find that the constraint of $\Delta H_0 = 0.85 \text{ km s}^{-1} \text{ Mpc}^{-1}$ from 20 lensed SNe Ia could be achieved in a flat universe ($\Omega_K = 0$), which is better than the result given by the SH0ES collaboration, and 100 lensed SNe Ia can yield a constraint better than the result from *Planck* 2018 TT, TE, EE+lowE+lensing data. For the constraint on Ω_K , with the prior of $H_0 = 73.2 \text{ km s}^{-1} \text{ Mpc}^{-1}$, we obtain the constraint result of $0.052 \leq \Delta\Omega_K \leq 0.087$ with various numbers of lensed SNe Ia, which is not as good as the result from the *Planck* 2018 data, but it is a cosmological model-independent measurement in the late universe.

We also make a detailed comparison for lensed SNe Ia and lensed quasars in the upcoming LSST era. We find that compared with the same number of lensed quasars, the constraints on cosmological parameters inferred from the lensed SNe Ia are improved greatly. Nonetheless, lensed quasars still are an undeniably useful cosmological probe. In a flat universe, 50 lensed quasars could yield a tighter constraint on H_0 than that measured by the SH0ES collaboration, and the precision of H_0 from 200 lensed quasars could be comparable with the result from *Planck* 2018 TT, TE, EE+lowE+lensing data. Finally, when combining 400 lensed quasar data and 200 lensed SNe Ia data, the constraints are improved to $\Delta H_0 = 0.26$

km s⁻¹ Mpc⁻¹ and $\Delta\Omega_K = 0.044$, indicating that the combination of lensed SNe Ia and lensed quasars could give tighter constraints.

In summary, lensed SNe Ia are one of the most promising late-universe probes. Using the distance sum rule, lensed SNe Ia could provide cosmological model-independent constraints on both H_0 and Ω_K in the upcoming LSST survey. Meanwhile, a large number of lensed quasars will also be observed, which will provide precise measurements of time delays. In the forthcoming LSST era, a tremendous increase of observed SN Ia sample will make significant improvements for constraints on H_0 and Ω_K . Moreover, in the future, a large number of gravitational wave (GW) standard sirens with the capability of providing absolute luminosity distances will also be detected, which also could be a reliable late-universe cosmological probe. Combining GW with SGLTD has been expected to make an important contribution in measuring H_0 and Ω_K in the late universe [44, 45]. All of these are expected to place tight constraints on cosmo-

logical parameters in the late universe, and bring new opportunities in resolving the tensions between the early-universe and late-universe measurements.

Acknowledgments

We would like to thank Kai Liao and Xu-Heng Ding for helpful discussions. This work was supported by the National Natural Science Foundation of China (Grants Nos. 11975072, 11835009, 11875102, and 11690021), the Liaoning Revitalization Talents Program (Grant No. XLYC1905011), the Fundamental Research Funds for the Central Universities (Grant Nos. N2005030 and N2105014), the National 111 Project of China (Grant No. B16009), and the science research grants from the China Manned Space Project (Grant No. CMS-CSST-2021-B01).

-
- [1] C. L. Bennett *et al.* (WMAP), “First year Wilkinson Microwave Anisotropy Probe (WMAP) observations: Preliminary maps and basic results,” *Astrophys. J. Suppl.* **148**, 1–27 (2003), [arXiv:astro-ph/0302207](#) .
- [2] D. N. Spergel *et al.* (WMAP), “First year Wilkinson Microwave Anisotropy Probe (WMAP) observations: Determination of cosmological parameters,” *Astrophys. J. Suppl.* **148**, 175–194 (2003), [arXiv:astro-ph/0302209](#) .
- [3] N. Aghanim *et al.* (Planck), “Planck 2018 results. VI. Cosmological parameters,” *Astron. Astrophys.* **641**, A6 (2020), [arXiv:1807.06209 \[astro-ph.CO\]](#) .
- [4] A. Conley *et al.* (SNLS), “Supernova Constraints and Systematic Uncertainties from the First 3 Years of the Supernova Legacy Survey,” *Astrophys. J. Suppl.* **192**, 1 (2011), [arXiv:1104.1443 \[astro-ph.CO\]](#) .
- [5] N. Suzuki *et al.* (Supernova Cosmology Project), “The Hubble Space Telescope Cluster Supernova Survey: V. Improving the Dark Energy Constraints Above $z > 1$ and Building an Early-Type-Hosted Supernova Sample,” *Astrophys. J.* **746**, 85 (2012), [arXiv:1105.3470 \[astro-ph.CO\]](#) .
- [6] Shaun Cole *et al.* (2dFGRS), “The 2dF Galaxy Redshift Survey: Power-spectrum analysis of the final dataset and cosmological implications,” *Mon. Not. Roy. Astron. Soc.* **362**, 505–534 (2005), [arXiv:astro-ph/0501174](#) .
- [7] Shuo Cao and Zong-Hong Zhu, “Cosmic equation of state from combined angular diameter distances: Does the tension with luminosity distances exist?” *Phys. Rev. D* **90**, 083006 (2014), [arXiv:1410.6567 \[astro-ph.CO\]](#) .
- [8] Shuo Cao, Marek Biesiada, Rapha Gavazzi, Aleksandra Piórkowska, and Zong-Hong Zhu, “Cosmology With Strong-lensing Systems,” *Astrophys. J.* **806**, 185 (2015), [arXiv:1509.07649 \[astro-ph.CO\]](#) .
- [9] Shuo Cao, Xiaogang Zheng, Marek Biesiada, Jingzhao Qi, Yun Chen, and Zong-Hong Zhu, “Ultra-compact structure in intermediate-luminosity radio quasars: building a sample of standard cosmological rulers and improving the dark energy constraints up to $z \sim 3$,” *Astron. Astrophys.* **606**, A15 (2017), [arXiv:1708.08635 \[astro-ph.CO\]](#) .
- [10] Eleonora Di Valentino, Olga Mena, Supriya Pan, Luca Visinelli, Weiqiang Yang, Alessandro Melchiorri, David F. Mota, Adam G. Riess, and Joseph Silk, “In the realm of the Hubble tension—a review of solutions,” *Class. Quant. Grav.* **38**, 153001 (2021), [arXiv:2103.01183 \[astro-ph.CO\]](#) .
- [11] Sunny Vagnozzi, “New physics in light of the H_0 tension: An alternative view,” *Phys. Rev. D* **102**, 023518 (2020), [arXiv:1907.07569 \[astro-ph.CO\]](#) .
- [12] Xin Zhang, “Gravitational wave standard sirens and cosmological parameter measurement,” *Sci. China Phys. Mech. Astron.* **62**, 110431 (2019), [arXiv:1905.11122 \[astro-ph.CO\]](#) .
- [13] Jing-Zhao Qi and Xin Zhang, “A new cosmological probe using super-massive black hole shadows,” *Chin. Phys. C* **44**, 055101 (2020), [arXiv:1906.10825 \[astro-ph.CO\]](#) .
- [14] Kyriakos Vattis, Savvas M. Koushiappas, and Abraham Loeb, “Dark matter decaying in the late Universe can relieve the H_0 tension,” *Phys. Rev. D* **99**, 121302 (2019), [arXiv:1903.06220 \[astro-ph.CO\]](#) .
- [15] Jing-Fei Zhang, Jia-Jia Geng, and Xin Zhang, “Neutrinos and dark energy after Planck and BICEP2: data consistency tests and cosmological parameter constraints,” *JCAP* **10**, 044 (2014), [arXiv:1408.0481 \[astro-ph.CO\]](#) .
- [16] Rui-Yun Guo, Jing-Fei Zhang, and Xin Zhang, “Can the H_0 tension be resolved in extensions to Λ CDM cosmology?” *JCAP* **02**, 054 (2019), [arXiv:1809.02340 \[astro-ph.CO\]](#) .
- [17] Ming-Ming Zhao, Dong-Ze He, Jing-Fei Zhang, and Xin Zhang, “Search for sterile neutrinos in holographic dark energy cosmology: Reconciling Planck observation with the local measurement of the Hubble constant,” *Phys. Rev. D* **96**, 043520 (2017), [arXiv:1703.08456 \[astro-ph.CO\]](#) .
- [18] Rui-Yun Guo and Xin Zhang, “Constraints on inflation revisited: An analysis including the latest local measure-

- ment of the Hubble constant,” *Eur. Phys. J. C* **77**, 882 (2017), [arXiv:1704.04784 \[astro-ph.CO\]](#) .
- [19] Adam G. Riess, Stefano Casertano, Wenlong Yuan, J. Bradley Bowers, Lucas Macri, Joel C. Zinn, and Dan Scolnic, “Cosmic Distances Calibrated to 1% Precision with Gaia EDR3 Parallaxes and Hubble Space Telescope Photometry of 75 Milky Way Cepheids Confirm Tension with Λ CDM,” *Astrophys. J. Lett.* **908**, L6 (2021), [arXiv:2012.08534 \[astro-ph.CO\]](#) .
- [20] Eleonora Di Valentino, Alessandro Melchiorri, Yabebal Fantaye, and Alan Heavens, “Bayesian evidence against the Harrison-Zel’dovich spectrum in tensions with cosmological data sets,” *Phys. Rev. D* **98**, 063508 (2018), [arXiv:1808.09201 \[astro-ph.CO\]](#) .
- [21] Adam G. Riess, Stefano Casertano, Wenlong Yuan, Lucas M. Macri, and Dan Scolnic, “Large Magellanic Cloud Cepheid Standards Provide a 1% Foundation for the Determination of the Hubble Constant and Stronger Evidence for Physics beyond Λ CDM,” *Astrophys. J.* **876**, 85 (2019), [arXiv:1903.07603 \[astro-ph.CO\]](#) .
- [22] Eleonora Di Valentino, Alessandro Melchiorri, and Joseph Silk, “Planck evidence for a closed Universe and a possible crisis for cosmology,” *Nature Astron.* **4**, 196–203 (2019), [arXiv:1911.02087 \[astro-ph.CO\]](#) .
- [23] Eleonora Di Valentino, Alessandro Melchiorri, and Joseph Silk, “Investigating Cosmic Discordance,” *Astrophys. J. Lett.* **908**, L9 (2021), [arXiv:2003.04935 \[astro-ph.CO\]](#) .
- [24] Will Handley, “Curvature tension: evidence for a closed universe,” *Phys. Rev. D* **103**, L041301 (2021), [arXiv:1908.09139 \[astro-ph.CO\]](#) .
- [25] S. Refsdal, “On the possibility of determining Hubble’s parameter and the masses of galaxies from the gravitational lens effect,” *Mon. Not. Roy. Astron. Soc.* **128**, 307 (1964).
- [26] A. Goobar *et al.*, “iPTF16geu: A multiply imaged, gravitationally lensed type Ia supernova,” *Science* **356**, 291–295 (2017), [arXiv:1611.00014 \[astro-ph.CO\]](#) .
- [27] Patrick L. Kelly *et al.*, “Multiple Images of a Highly Magnified Supernova Formed by an Early-Type Cluster Galaxy Lens,” *Science* **347**, 1123 (2015), [arXiv:1411.6009 \[astro-ph.CO\]](#) .
- [28] Kenneth C. Wong *et al.*, “H0LiCOW – XIII. A 2.4 per cent measurement of H_0 from lensed quasars: 5.3σ tension between early- and late-Universe probes,” *Mon. Not. Roy. Astron. Soc.* **498**, 1420–1439 (2020), [arXiv:1907.04869 \[astro-ph.CO\]](#) .
- [29] M. Millon *et al.*, “TDCOSMO. I. An exploration of systematic uncertainties in the inference of H_0 from time-delay cosmography,” *Astron. Astrophys.* **639**, A101 (2020), [arXiv:1912.08027 \[astro-ph.CO\]](#) .
- [30] Cristian E. Rusu *et al.*, “H0LiCOW XII. Lens mass model of WFI2033 – 4723 and blind measurement of its time-delay distance and H_0 ,” *Mon. Not. Roy. Astron. Soc.* **498**, 1440–1468 (2020), [arXiv:1905.09338 \[astro-ph.CO\]](#) .
- [31] Geoff C. F. Chen *et al.*, “A SHARP view of H0LiCOW: H_0 from three time-delay gravitational lens systems with adaptive optics imaging,” *Mon. Not. Roy. Astron. Soc.* **490**, 1743–1773 (2019), [arXiv:1907.02533 \[astro-ph.CO\]](#) .
- [32] A. J. Shajib *et al.* (DES), “STRIDES: a 3.9 per cent measurement of the Hubble constant from the strong lens system DES J0408–5354,” *Mon. Not. Roy. Astron. Soc.* **494**, 6072–6102 (2020), [arXiv:1910.06306 \[astro-ph.CO\]](#) .
- [33] Jing-Zhao Qi, Wei-Hong Hu, Yu Cui, Jing-Fei Zhang, and Xin Zhang, “Cosmological Parameter Estimation Using Current and Future Observations of Strong Gravitational Lensing,” *Universe* **8**, 254 (2022), [arXiv:2203.10862 \[astro-ph.CO\]](#) .
- [34] Thomas Collett, Francesco Montanari, and Syksy Räsänen, “Model-Independent Determination of H_0 and Ω_{K0} from Strong Lensing and Type Ia Supernovae,” *Phys. Rev. Lett.* **123**, 231101 (2019), [arXiv:1905.09781 \[astro-ph.CO\]](#) .
- [35] Chris Clarkson, Bruce Bassett, and Teresa Hui-Ching Lu, “A general test of the Copernican Principle,” *Phys. Rev. Lett.* **101**, 011301 (2008), [arXiv:0712.3457 \[astro-ph\]](#) .
- [36] Arman Shafieloo and Chris Clarkson, “Model independent tests of the standard cosmological model,” *Phys. Rev. D* **81**, 083537 (2010), [arXiv:0911.4858 \[astro-ph.CO\]](#) .
- [37] Domenico Sapone, Elisabetta Majerotto, and Sava Nesseris, “Curvature versus distances: Testing the FLRW cosmology,” *Phys. Rev. D* **90**, 023012 (2014), [arXiv:1402.2236 \[astro-ph.CO\]](#) .
- [38] Syksy Räsänen, Krzysztof Bolejko, and Alexis Finoguenov, “New Test of the Friedmann-Lemaître-Robertson-Walker Metric Using the Distance Sum Rule,” *Phys. Rev. Lett.* **115**, 101301 (2015), [arXiv:1412.4976 \[astro-ph.CO\]](#) .
- [39] Jingzhao Qi, Shuo Cao, Marek Biesiada, Xuheng Ding, Zong-Hong Zhu, and Xiaogang Zheng, “Strongly gravitationally lensed type Ia supernovae: Direct test of the Friedmann-Lemaître-Robertson-Walker metric,” *Phys. Rev. D* **100**, 023530 (2019), [arXiv:1802.05532 \[astro-ph.CO\]](#) .
- [40] Shuo Cao, Jingzhao Qi, Zhoujian Cao, Marek Biesiada, Jin Li, Yu Pan, and Zong-Hong Zhu, “Direct test of the FLRW metric from strongly lensed gravitational wave observations,” *Sci. Rep.* **9**, 11608 (2019), [arXiv:1910.10365 \[astro-ph.CO\]](#) .
- [41] Syksy Räsänen, “A covariant treatment of cosmic parallax,” *JCAP* **03**, 035 (2014), [arXiv:1312.5738 \[astro-ph.CO\]](#) .
- [42] Jing-Zhao Qi, Jia-Wei Zhao, Shuo Cao, Marek Biesiada, and Yuting Liu, “Measurements of the Hubble constant and cosmic curvature with quasars: ultracompact radio structure and strong gravitational lensing,” *Mon. Not. Roy. Astron. Soc.* **503**, 2179–2186 (2021), [arXiv:2011.00713 \[astro-ph.CO\]](#) .
- [43] Jun-Jie Wei and Fulvio Melia, “Cosmology-independent Estimate of the Hubble Constant and Spatial Curvature Using Time-delay Lenses and Quasars,” *Astrophys. J.* **897**, 127 (2020), [arXiv:2005.10422 \[astro-ph.CO\]](#) .
- [44] Meng-Di Cao, Jie Zheng, Jing-Zhao Qi, Xin Zhang, and Zong-Hong Zhu, “A new way to explore cosmological tensions using gravitational waves and strong gravitational lensing,” (2021), [arXiv:2112.14564 \[astro-ph.CO\]](#) .
- [45] Yan-Jin Wang, Jing-Zhao Qi, Bo Wang, Jing-Fei Zhang, Jing-Lei Cui, and Xin Zhang, “Cosmological model-independent measurement on cosmic curvature using distance sum rule with the help of gravitational waves,” (2022), [arXiv:2201.12553 \[astro-ph.CO\]](#) .
- [46] S. H. Suyu *et al.*, “HOLISMOKES – I. Highly Optimised Lensing Investigations of Supernovae, Microlensing Ob-

- jects, and Kinematics of Ellipticals and Spirals,” *Astron. Astrophys.* **644**, A162 (2020), arXiv:2002.08378 [astro-ph.CO] .
- [47] V. Bonvin, O. Tihhonova, M. Millon, J.H.H. Chan, E. Savary, S. Huber, and F. Courbin, “Impact of the 3D source geometry on time-delay measurements of lensed type-Ia Supernovae,” *Astron. Astrophys.* **621**, A55 (2019), arXiv:1805.04525 [astro-ph.CO] .
- [48] SS Tie and CS Kochanek, “Microlensing makes lensed quasar time delays significantly time variable,” *Monthly Notices of the Royal Astronomical Society* **473**, 80–90 (2018).
- [49] Eric C Bellm, Shrinivas R Kulkarni, Matthew J Graham, Richard Dekany, Roger M Smith, Reed Riddle, Frank J Masci, George Helou, Thomas A Prince, Scott M Adams, *et al.*, “The zwicky transient facility: System overview, performance, and first results,” *Publications of the Astronomical Society of the Pacific* **131**, 018002 (2018).
- [50] Željko Ivezić *et al.* (LSST), “LSST: from Science Drivers to Reference Design and Anticipated Data Products,” *Astrophys. J.* **873**, 111 (2019), arXiv:0805.2366 [astro-ph] .
- [51] S. Huber *et al.* (LSST Dark Energy Science), “Strongly lensed SNe Ia in the era of LSST: observing cadence for lens discoveries and time-delay measurements,” *Astron. Astrophys.* **631**, A161 (2019), arXiv:1903.00510 [astro-ph.IM] .
- [52] Masamune Oguri and Philip J. Marshall, “Gravitationally lensed quasars and supernovae in future wide-field optical imaging surveys,” *Mon. Not. Roy. Astron. Soc.* **405**, 2579–2593 (2010), arXiv:1001.2037 [astro-ph.CO] .
- [53] Thomas E Collett, “The population of galaxy-galaxy strong lenses in forthcoming optical imaging surveys,” *Astrophys. J.* **811**, 20 (2015), arXiv:1507.02657 [astro-ph.CO] .
- [54] Daniel A. Goldstein, Peter E. Nugent, and Ariel Goobar, “Rates and Properties of Supernovae Strongly Gravitationally Lensed by Elliptical Galaxies in Time-domain Imaging Surveys,” *Astrophys. J. Suppl.* **243**, 6 (2019), arXiv:1809.10147 [astro-ph.GA] .
- [55] Radosław Wojtak, Jens Hjorth, and Christa Gall, “Magnified or multiply imaged? – Search strategies for gravitationally lensed supernovae in wide-field surveys,” *Mon. Not. Roy. Astron. Soc.* **487**, 3342–3355 (2019), arXiv:1903.07687 [astro-ph.CO] .
- [56] R. Cañameras, S. Schuldt, S. H. Suyu, S. Taubenberger, T. Meinhardt, L. Leal-Taixé, C. Lemon, K. Rojas, and E. Savary, “HOLISMOKES – II. Identifying galaxy-scale strong gravitational lenses in Pan-STARRS using convolutional neural networks,” *Astron. Astrophys.* **644**, A163 (2020), arXiv:2004.13048 [astro-ph.GA] .
- [57] S. Huber, S. H. Suyu, U. M. Noebauer, J. H. H. Chan, M. Kromer, S. A. Sim, D. Sluse, and S. Taubenberger, “HOLISMOKES – III. Achromatic Phase of Strongly Lensed Type Ia Supernovae,” *Astron. Astrophys.* **646**, A110 (2021), arXiv:2008.10393 [astro-ph.HE] .
- [58] J. Bayer, S. Huber, C. Vogl, S. H. Suyu, S. Taubenberger, D. Sluse, J. H. H. Chan, and W. E. Kerzendorf, “HOLISMOKES - V. Microlensing of type II supernovae and time-delay inference through spectroscopic phase retrieval,” *Astron. Astrophys.* **653**, A29 (2021), arXiv:2101.06229 [astro-ph.CO] .
- [59] R. Canameras *et al.*, “HOLISMOKES - VI. New galaxy-scale strong lens candidates from the HSC-SSP imaging survey,” *Astron. Astrophys.* **653**, L6 (2021), arXiv:2107.07829 [astro-ph.GA] .
- [60] S. Huber, S. H. Suyu, D. Ghoshdastidar, S. Taubenberger, V. Bonvin, J. H. H. Chan, M. Kromer, U. M. Noebauer, S. A. Sim, and L. Leal-Taixé, “HOLISMOKES – VII. Time-delay measurement of strongly lensed Type Ia supernovae using machine learning,” (2021), arXiv:2108.02789 [astro-ph.CO] .
- [61] Michelle Lochner *et al.* (LSST Dark Energy Science), “The Impact of Observing Strategy on Cosmological Constraints with LSST,” (2021), arXiv:2104.05676 [astro-ph.CO] .
- [62] Paul A. Abell *et al.* (LSST Science, LSST Project), “LSST Science Book, Version 2.0,” (2009), arXiv:0912.0201 [astro-ph.IM] .
- [63] Phil Marshall *et al.* (LSST), “Science-Driven Optimization of the LSST Observing Strategy,” (2017), 10.5281/zenodo.842713, arXiv:1708.04058 [astro-ph.IM] .
- [64] Jun-Qing Xia, Hai Yu, Guo-Jian Wang, Shu-Xun Tian, Zheng-Xiang Li, Shuo Cao, and Zong-Hong Zhu, “Revisiting Studies of the Statistical Property of a Strong Gravitational Lens System and Model-independent Constraint on the Curvature of the Universe,” *Astrophys. J.* **834**, 75 (2017), arXiv:1611.04731 [astro-ph.CO] .
- [65] Zhengxiang Li, Xuheng Ding, Guo-Jian Wang, Kai Liao, and Zong-Hong Zhu, “Curvature from strong gravitational lensing: a spatially closed Universe or systematics?” *Astrophys. J.* **854**, 146 (2018), arXiv:1801.08001 [astro-ph.CO] .
- [66] Kai Liao, “Constraints on cosmic curvature with lensing time delays and gravitational waves,” *Phys. Rev. D* **99**, 083514 (2019), arXiv:1904.01744 [astro-ph.CO] .
- [67] Kai Liao, Arman Shafieloo, Ryan E. Keeley, and Eric V. Linder, “A model-independent determination of the Hubble constant from lensed quasars and supernovae using Gaussian process regression,” *Astrophys. J. Lett.* **886**, L23 (2019), arXiv:1908.04967 [astro-ph.CO] .
- [68] Bo Wang, Jing-Zhao Qi, Jing-Fei Zhang, and Xin Zhang, “Cosmological Model-independent Constraints on Spatial Curvature from Strong Gravitational Lensing and SN Ia Observations,” *Astrophys. J.* **898**, 100 (2020), arXiv:1910.12173 [astro-ph.CO] .
- [69] Guo-Jian Wang, Xiao-Jiao Ma, and Jun-Qing Xia, “Machine learning the cosmic curvature in a model-independent way,” *Mon. Not. Roy. Astron. Soc.* **501**, 5714–5722 (2021), arXiv:2004.13913 [astro-ph.CO] .
- [70] Huan Zhou and Zheng-Xiang Li, “Model-independent Estimations for the Cosmic Curvature from the Latest Strong Gravitational Lensing Systems,” *Astrophys. J.* **899**, 186 (2020), arXiv:1912.01828 [astro-ph.CO] .
- [71] Michelle Lochner *et al.* (LSST Dark Energy Science), “The Impact of Observing Strategy on Cosmological Constraints with LSST,” (2021), arXiv:2104.05676 [astro-ph.CO] .
- [72] Daniel A. Goldstein and Peter E. Nugent, “How to Find Gravitationally Lensed Type Ia Supernovae,” *Astrophys. J. Lett.* **834**, L5 (2017), arXiv:1611.09459 [astro-ph.IM] .
- [73] Simon Birrer, Suhail Dhawan, and Anowar J. Shajib, “The Hubble Constant from Strongly Lensed Supernovae with Standardizable Magnifications,” *Astrophys. J.* **924**, 2 (2022), arXiv:2107.12385 [astro-ph.CO] .
- [74] Robert Kormann, Peter Schneider, and Matthias Bartelmann, “Isothermal elliptical gravitational lens models,”

- Astronomy and Astrophysics **284**, 285–299 (1994).
- [75] Rennan Barkana, “Fast calculation of a family of elliptical mass gravitational lens models,” *Astrophys. J.* **502**, 531 (1998), [arXiv:astro-ph/9802002](#) .
- [76] S. Birrer *et al.*, “TDCOSMO - IV. Hierarchical time-delay cosmography – joint inference of the Hubble constant and galaxy density profiles,” *Astron. Astrophys.* **643**, A165 (2020), [arXiv:2007.02941 \[astro-ph.CO\]](#) .
- [77] Xuheng Ding, Kai Liao, Simon Birrer, Anowar J. Shajib, Tommaso Treu, and Lilan Yang, “Improved time-delay lens modelling and H_0 inference with transient sources,” *Mon. Not. Roy. Astron. Soc.* **504**, 5621 (2021), [arXiv:2103.08609 \[astro-ph.CO\]](#) .
- [78] Daniel A. Goldstein, Peter E. Nugent, Daniel N. Kasen, and Thomas E. Collett, “Precise Time Delays from Strongly Gravitationally Lensed Type Ia Supernovae with Chromatically Microlensed Images,” *Astrophys. J.* **855**, 22 (2018), [arXiv:1708.00003 \[astro-ph.CO\]](#) .
- [79] Justin R. Pierel and Steven A. Rodney, “Turning Gravitationally Lensed Supernovae into Cosmological Probes,” *Astrophys. J.* **876**, 107 (2019), [arXiv:1902.01260 \[astro-ph.CO\]](#) .
- [80] M. Tewes *et al.*, “COSMOGRAIL XII: Time delays and 9-yr optical monitoring of the lensed quasar RX J1131-1231,” *Astron. Astrophys.* **556**, A22 (2013), [arXiv:1208.6009 \[astro-ph.CO\]](#) .
- [81] C. Vuissoz *et al.*, “COSMOGRAIL: the COSmological MOnitoring of GRAVItational Lenses VII. Time delays and the Hubble constant from WFI J2033-4723,” *Astron. Astrophys.* **488**, 481–490 (2008), [arXiv:0803.4015 \[astro-ph\]](#) .
- [82] V. Bonvin *et al.*, “H0LiCOW – V. New COSMOGRAIL time delays of HE 0435–1223: H_0 to 3.8 per cent precision from strong lensing in a flat Λ CDM model,” *Mon. Not. Roy. Astron. Soc.* **465**, 4914–4930 (2017), [arXiv:1607.01790 \[astro-ph.CO\]](#) .
- [83] S. H. Suyu *et al.*, “H0LiCOW – I. H0 Lenses in COSMOGRAIL’s Wellspring: program overview,” *Mon. Not. Roy. Astron. Soc.* **468**, 2590–2604 (2017), [arXiv:1607.00017 \[astro-ph.CO\]](#) .
- [84] Kai Liao, Xi-Long Fan, Xu-Heng Ding, Marek Biesiada, and Zong-Hong Zhu, “Precision cosmology from future lensed gravitational wave and electromagnetic signals,” *Nature Commun.* **8**, 1148 (2017), [Erratum: *Nature Commun.* **8**, 2136 (2017)], [arXiv:1703.04151 \[astro-ph.CO\]](#) .
- [85] Kai Liao *et al.*, “Strong Lens Time Delay Challenge: II. Results of TDC1,” *Astrophys. J.* **800**, 11 (2015), [arXiv:1409.1254 \[astro-ph.IM\]](#) .
- [86] D. M. Scolnic *et al.* (Pan-STARRS1), “The Complete Light-curve Sample of Spectroscopically Confirmed SNe Ia from Pan-STARRS1 and Cosmological Constraints from the Combined Pantheon Sample,” *Astrophys. J.* **859**, 101 (2018), [arXiv:1710.00845 \[astro-ph.CO\]](#) .
- [87] J. Guy *et al.* (SNLS), “The Supernova Legacy Survey 3-year sample: Type Ia Supernovae photometric distances and cosmological constraints,” *Astron. Astrophys.* **523**, A7 (2010), [arXiv:1010.4743 \[astro-ph.CO\]](#) .
- [88] Richard Kessler and Dan Scolnic, “Correcting Type Ia Supernova Distances for Selection Biases and Contamination in Photometrically Identified Samples,” *Astrophys. J.* **836**, 56 (2017), [arXiv:1610.04677 \[astro-ph.CO\]](#) .
- [89] Kai Liao, Zhengxiang Li, Guo-Jian Wang, and Xi-Long Fan, “Test of the FLRW metric and curvature with strong lens time delays,” *Astrophys. J.* **839**, 70 (2017), [arXiv:1704.04329 \[astro-ph.CO\]](#) .
- [90] Daniel Foreman-Mackey, David W. Hogg, Dustin Lang, and Jonathan Goodman, “emcee: The MCMC Hammer,” *Publ. Astron. Soc. Pac.* **125**, 306–312 (2013), [arXiv:1202.3665 \[astro-ph.IM\]](#) .