

QCD corrections in $tq\gamma$ production at hadron colliders

Nikolaos Kidonakis^a and Nodoka Yamanaka^{b,c}

^a*Department of Physics, Kennesaw State University,
Kennesaw, GA 30144, USA*

^b*Kobayashi-Maskawa Institute for the Origin of Particles and the Universe, Nagoya University,
Furocho, Chikusa, Aichi 464-8602, Japan*

^c*Nishina Center for Accelerator-Based Science, RIKEN,
Wako 351-0198, Japan*

Abstract

We study QCD corrections for the associated production of a single top quark and a photon ($tq\gamma$ production) at hadron colliders. We calculate the NLO cross section at LHC and future collider energies for a variety of kinematical cuts, and we estimate uncertainties from scale dependence and from parton distributions. We also calculate differential distributions in top-quark transverse-momentum and rapidity as well as photon energy. Finally, we study higher-order corrections from soft-gluon emission for this process. We find excellent agreement of our results with a measurement from CMS at the LHC.

1 Introduction

The production of a single top quark in association with a photon is an interesting process for which searches are underway at the LHC. Evidence for $tq\gamma$ production has been found in 13 TeV proton-proton collisions at the LHC [1]. The cross section for this process is sensitive to the top-quark charge and any anomalous electric and magnetic dipole moments. In addition to Standard Model (SM) couplings, anomalous t - q - γ couplings of the top quark [2] with flavor-changing neutral currents may also contribute to such cross sections.

Nonstandard electric moments of fermions, i.e. anomalous magnetic moments (AMM) and electric dipole moments (EDM), are interesting observables since they may radiatively be induced by new physics beyond the SM, in contrast to the vector charges which hide these effects by renormalization. The standard way to analyze the electromagnetic moments of the top quark is to accurately measure the production of top quarks in association with a photon at colliders, and compare with the SM prediction augmented with interactions involving these anomalous moments [3, 4]. As an alternative approach, these interactions may also be probed using an off-shell photon propagating between the two incident protons [5].

Recently, the AMM of the muon has been measured [6], and the combination with previous experimental data [7] shows a deviation of more than 4σ from the SM prediction [8]. From a simple dimensional analysis argument, the expected tension of the AMM of the top quark due to some new physics beyond the SM with an energy scale higher than $O(100)$ GeV is [9] $\delta a_t \sim (m_t^2/m_\mu^2)\delta a_\mu \approx 6.7 \times 10^{-3}$, where δa_μ is the deviation of the muon AMM from the SM prediction, while m_t and m_μ are the masses of the top quark and the muon, respectively. Of course, the scaling is strictly model dependent, and the above estimation might not work for all scenarios beyond the SM, but the value is nevertheless interesting. From the analysis of Ref. [4], the sensitivity which may be achieved by the 14 TeV run of the LHC with a luminosity of 3000 fb^{-1} is $a_t \sim 0.2$. Although reaching the above level of δa_t with the LHC is too ambitious, the effect of top-quark AMM grows faster than

the SM cross section when the center-of-mass energy is increased, so future collider experiments are definitely promising.

The chiral partner of the AMM, the EDM, is also an interesting probe of new physics beyond the SM. As for the top quark, the interesting point is that the one-loop diagram generated by the Higgs boson with CP violating Yukawa interaction may become sizable due to the large Yukawa coupling of the top quark ($d_t \sim 10^{-17} \theta_H e \text{ cm}$, where θ_H is the mixing angle between the CP-even and CP-odd Higgs bosons). Currently, the top quark EDM is indirectly constrained by the experimental data of the neutron [10] or the mercury atom [11–13], via renormalization-group analysis, as $|d_t| < 5 \cdot 10^{-20} e \text{ cm}$ [14], which is tighter than the prospect of a 14 TeV LHC run with luminosity 3000 fb^{-1} ($|d_t| < 10^{-17} e \text{ cm}$) [4]. Here we note that the neutron and mercury EDMs do not only probe the top quark EDM, and they may be affected by other CP violating sources due to the compositeness of the system [15], so the direct measurement using colliders is absolutely necessary. The extraction of the AMM and EDM of the top quark is only possible if we have an accurate SM prediction at hand and, thus, motivates us to directly and quantitatively study processes sensitive to them in collider experiments.

The next-to-leading-order (NLO) corrections for $tq\gamma$ production are needed for better theoretical accuracy (see also Ref. [16]). In this paper, we provide a detailed study of the NLO cross section at LHC and future collider energies up to 100 TeV. We employ a variety of kinematical cuts and study the dependence of the cross section on them. We consider scale variation and uncertainties from parton distribution functions (pdf). We also calculate differential distributions in top-quark transverse momentum and rapidity as well as photon energy at LHC energies.

Soft-gluon resummation provides a powerful formalism for making theoretical predictions for perturbative corrections at higher orders [17–26]. The soft-gluon corrections appear in the perturbative series as logarithms of a variable, whose exact definition depends on the choice of kinematics, that measures the energy in the soft emission. Most calculations so far have been done for $2 \rightarrow 2$ processes, including single-top production processes (see e.g. [20–24]), but the resummation formalism has been recently extended in single-particle-inclusive (1PI) kinematics [25] to processes with an arbitrary number of final-state particles. In this paper, we adapt the resummation formalism of Refs. [25, 26] for $tq\gamma$ production.

We begin in Section 2 with NLO results for $tq\gamma$ production. Numerical results are presented for LHC energies, including total cross sections and differential distributions, as well as for higher energies in future colliders. In Section 3, we discuss soft-gluon resummation for this process. We conclude in Section 4.

2 NLO cross sections for $tq\gamma$ production

In this section we present results for total cross sections for $tq\gamma$ production as well as for differential distributions in top-quark transverse momentum and rapidity and in photon energy. We note that q represents a light quark or antiquark. We set the top-quark mass $m_t = 172.5 \text{ GeV}$, and we use the latest CT18 [27], MSHT20 [28], and NNPDF 4.0 [29] pdf sets. We set the factorization and renormalization scales equal to each other and denote this common scale by μ . The complete NLO results are found by using MADGRAPH5_AMC@NLO [30].

2.1 Total cross sections

In Fig. 1 we display the total $pp \rightarrow tq\gamma$ cross sections with $\mu = m_t$ for collider energies up to 100 TeV. The cuts used are the following: for the photon transverse momentum, $p_{\gamma T} > 10 \text{ GeV}$; for the

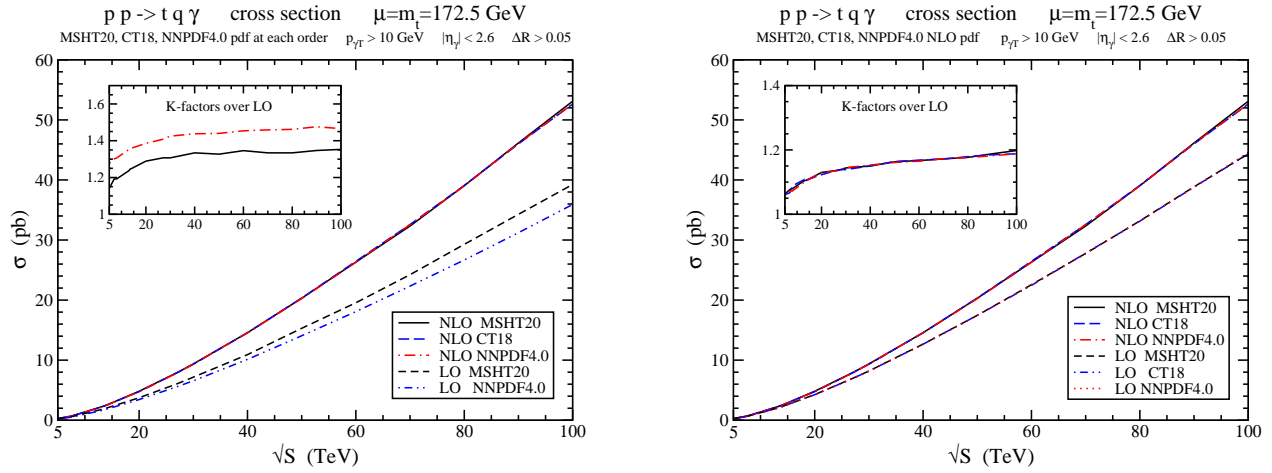


Figure 1: The total cross sections at LO and NLO for $tq\gamma$ production at pp colliders using various pdf sets. In the left plot we use NLO (LO) pdf for the NLO (LO) cross sections while in the right plot we use NLO pdf for all results.

photon pseudorapidity, $|\eta_\gamma| < 2.6$; and for the angular separation between the photon and the other particles, $\Delta R > 0.05$, with the definition $\Delta R = \sqrt{(\Delta\eta_\gamma)^2 + (\Delta\phi)^2}$ where ϕ is the azimuthal angle. These are also the cuts used for simulated samples in Ref. [1]. We use MSHT20 [28], CT18 [27], and NNPDF4.0 [29] pdf sets. The plot on the left shows the leading-order (LO) cross sections using LO pdf (but note that we do not show LO results with CT18 pdf as there are no LO pdf in that set), and the NLO cross sections using NLO pdf. We see a big difference between the results with MSHT20 and NNPDF4.0 pdf at LO, but all pdf sets give similar results at NLO. The inset plot displays the K -factors, i.e. the ratios of the NLO cross sections to the LO ones for each pdf set. We see that the NLO corrections are important and increase with energy: the NLO/LO K -factor with MSHT20 pdf indicates corrections of 24% at 13 TeV energy and 35% at 100 TeV energy.

The plot on the right in Fig. 1 shows results for the cross section at LO and NLO using in all cases NLO pdf from the various pdf sets. This is useful in seeing how the perturbative series behaves in building the NLO result. Thus, the contribution of the LO term and the NLO corrections can be clearly identified in the final NLO result for the cross section. Both the LO and the NLO results now are nearly identical among all pdf sets. The NLO/LO (with same NLO pdf) K -factors are shown in the inset plot, and they increase steadily with energy, reaching 20% at 100 TeV energy.

We continue with a study of the scale dependence of the $tq\gamma$ cross section. In the left plot of Fig. 2 we show the LO and NLO cross sections, including scale variation ($\mu = m_t/2, m_t, 2m_t$) with MSHT20 pdf at each order, for pp -collider energies up to 100 TeV. We observe that while the LO cross section has a relatively large scale variation, this dependence is smaller at NLO. The inset plot shows ratios of the LO and NLO cross sections for various scales to the central (i.e. with $\mu = m_t$) LO cross section.

The right plot of Fig. 2 shows the LO and NLO cross sections, including scale variation, with MSHT20 NLO pdf. The inset plot shows, again, ratios of the LO and NLO cross sections for various scales to the central LO cross section. Again, we observe a significantly smaller scale dependence at NLO relative to LO.

In Table 1 we show total rates for $tq\gamma$ production for a variety of pp -collider energies at LO

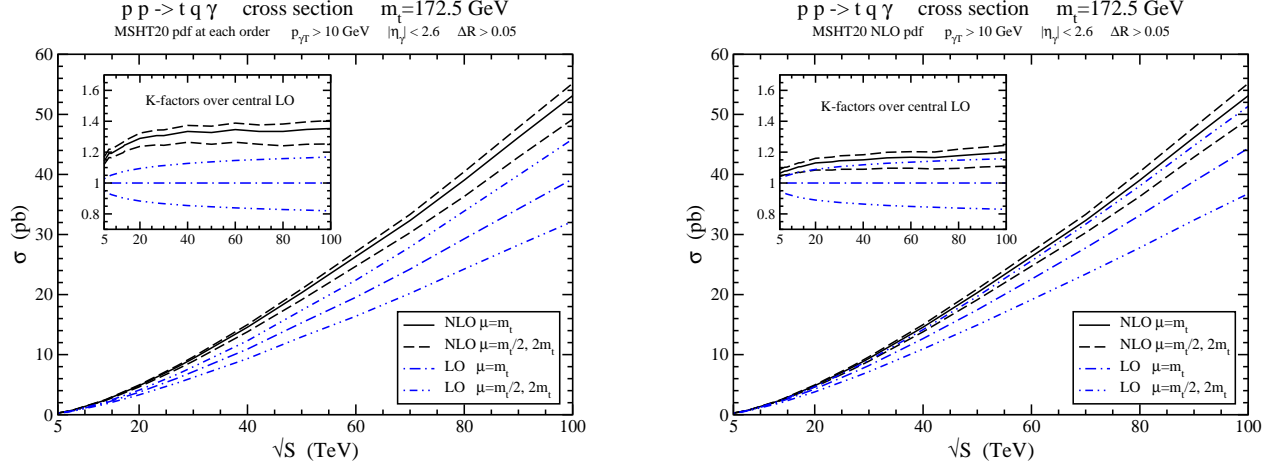


Figure 2: The scale dependence of the LO and NLO total cross sections for $tq\gamma$ production at pp colliders. In the left plot we use NLO (LO) pdf for the NLO (LO) cross sections while in the right plot we use NLO pdf for all results.

$tq\gamma$ cross sections in pp collisions with $p_{\gamma T} > 10$ GeV, $ \eta_\gamma < 2.6$, and $\Delta R > 0.05$								
σ in pb	7 TeV	8 TeV	13 TeV	13.6 TeV	14 TeV	27 TeV	50 TeV	100 TeV
LO (lo pdf)	0.508	0.681	1.78	1.92	2.02	6.06	15.3	39.2
LO (nlo pdf)	0.562	0.753	1.99	2.16	2.28	6.97	17.5	44.3
NLO (nlo pdf)	0.605	0.812	2.20	2.39	2.52	7.92	20.3	53.1

Table 1: The $tq\gamma$ cross sections (in pb, with $\mu = m_t$, $p_{\gamma T} > 10$ GeV, $|\eta_\gamma| < 2.6$, $\Delta R > 0.05$) in pp collisions with $\sqrt{S} = 7, 8, 13, 13.6, 14, 27, 50$, and 100 TeV, $m_t = 172.5$ GeV, and MSHT20 pdf.

(using both LO and NLO MSHT20 pdf) and at NLO (using MSHT20 NLO pdf). The cuts used are the same as in the figures. The results are for LHC energies of 7, 8, 13, 13.6, and 14 TeV as well as for possible future collider energies of 27, 50, and 100 TeV. We observe an increase of two orders of magnitude in the cross section as the energy rises from 7 TeV to 100 TeV.

$tq\gamma$ cross sections at NLO for LHC energies with $p_{\gamma T} > 10$ GeV, $ \eta_\gamma < 2.6$, and $\Delta R > 0.05$				
σ in pb	8 TeV	13 TeV	13.6 TeV	14 TeV
MSHT20 (nlo pdf)	$0.812^{+0.018+0.009}_{-0.019-0.008}$	$2.20^{+0.05}_{-0.07} \pm 0.02$	$2.39^{+0.06}_{-0.08} \pm 0.02$	$2.52^{+0.06}_{-0.08} \pm 0.02$
CT18 (nlo pdf)	$0.817^{+0.019+0.022}_{-0.021-0.019}$	$2.20^{+0.05}_{-0.07} \pm 0.04$	$2.37^{+0.05}_{-0.07} \pm 0.04$	$2.52^{+0.06}_{-0.08} \pm 0.05$
NNPDF4.0 (nlo pdf)	$0.794^{+0.015}_{-0.017} \pm 0.005$	$2.16^{+0.05}_{-0.07} \pm 0.01$	$2.35^{+0.05}_{-0.08} \pm 0.01$	$2.49^{+0.06}_{-0.08} \pm 0.01$

Table 2: The $tq\gamma$ cross sections at NLO (in pb, with central value for $\mu = m_t$ with scale and pdf uncertainties, and using cuts $p_{\gamma T} > 10$ GeV, $|\eta_\gamma| < 2.6$, $\Delta R > 0.05$) in pp collisions with $\sqrt{S} = 8, 13, 13.6$, and 14 TeV, with $m_t = 172.5$ GeV and various NLO pdf.

In Table 2 we show more detailed NLO total rates for $tq\gamma$ production for LHC energies of 8, 13, 13.6, and 14 TeV using MSHT20, CT18, and NNPDF4.0 NLO pdf sets, and the same cuts as before. We write the result with central scale $\mu = m_t$ with the first uncertainty from traditional scale variation between $m_t/2$ and $2m_t$, and the second uncertainty coming from the pdf.

The cross sections depend, of course, greatly on the choice of cuts. For the CMS cuts [1] of $p_{\gamma T} > 25$ GeV, $|\eta_\gamma| < 1.44$, $\Delta R > 0.5$ at 13 TeV and using MSHT20 NLO pdf, we find an NLO cross section of $0.553^{+0.011+0.006}_{-0.015-0.005}$ pb. However, the fractional scale uncertainties at NLO (around 2%) and the pdf uncertainties (around 1%) as well as the NLO/LO K -factor with the same NLO pdf (around 1.08) are very similar to the values with the previous cuts.

$tq\gamma$ cross sections at NLO for 13.6 TeV LHC energy with $ \eta_\gamma < 2.6$ and $\Delta R > 0.05$				
σ in pb	$p_{\gamma T} > 10$ GeV	$p_{\gamma T} > 15$ GeV	$p_{\gamma T} > 20$ GeV	$p_{\gamma T} > 25$ GeV
LO (nlo pdf)	$2.16^{+0.16}_{-0.20} \pm 0.02$	$1.62^{+0.11}_{-0.15} \pm 0.01$	$1.27^{+0.09}_{-0.12} \pm 0.01$	$1.02^{+0.07}_{-0.09} \pm 0.01$
NLO (nlo pdf)	$2.39^{+0.06}_{-0.08} \pm 0.02$	$1.81^{+0.04}_{-0.06} \pm 0.02$	$1.40^{+0.03}_{-0.04} \pm 0.01$	$1.14^{+0.02}_{-0.03} \pm 0.01$

Table 3: The $tq\gamma$ cross sections at NLO (in pb, with central value for $\mu = m_t$ with scale and pdf uncertainties, and using cuts $p_{\gamma T} > 10, 15, 20$, and 25 GeV, as well as $|\eta_\gamma| < 2.6$ and $\Delta R > 0.05$) in pp collisions with $\sqrt{S} = 13.6$ TeV, with $m_t = 172.5$ GeV and MSHT20 NLO pdf.

Next, we investigate further the dependence of the cross section on kinematical cuts. In Table 3, we present the LO and NLO cross sections (all with MSHT20 NLO pdf), with $|\eta_\gamma| < 2.6$ and $\Delta R > 0.05$, for four different $p_{\gamma T}$ cuts. The scale and pdf uncertainties are also provided. Although the values of the cross sections diminish quickly with increasing cut on p_T , the K -factors remain almost identical. The fractional scale and pdf uncertainties also remain quite similar.

In Table 4, we present the LO and NLO cross sections (all with MSHT20 NLO pdf), with $p_{\gamma T} > 10$ GeV and $\Delta R > 0.05$, for four different $|\eta_\gamma|$ cuts. We also show the scale and pdf uncertainties in all results. The values of the cross sections increase quickly with increasing upper bound on $|\eta_\gamma|$, but the K -factors and the fractional scale and pdf uncertainties remain quite similar.

In Table 5, we present the LO and NLO cross sections (all with MSHT20 NLO pdf), with $p_{\gamma T} > 10$ GeV and $|\eta_\gamma| < 2.6$, for four different ΔR cuts. Again, we show the scale and pdf uncertainties in all results. The values of the cross sections decrease with increasing cut on ΔR .

$tq\gamma$ cross sections at NLO for 13.6 TeV LHC energy with $p_{\gamma T} > 10$ GeV and $\Delta R > 0.05$				
σ in pb	$ \eta_\gamma < 1.5$	$ \eta_\gamma < 2.0$	$ \eta_\gamma < 2.6$	$ \eta_\gamma < 3.0$
LO (nlo pdf)	$1.31^{+0.10}_{-0.13} \pm 0.01$	$1.72^{+0.13}_{-0.16} \pm 0.01$	$2.16^{+0.16}_{-0.20} \pm 0.02$	$2.40^{+0.17}_{-0.23} \pm 0.02$
NLO (nlo pdf)	$1.48^{+0.04}_{-0.05} \pm 0.01$	$1.91^{+0.04}_{-0.06} \pm 0.02$	$2.39^{+0.06}_{-0.08} \pm 0.02$	$2.64^{+0.06}_{-0.08} \pm 0.02$

Table 4: The $tq\gamma$ cross sections at NLO (in pb, with central value for $\mu = m_t$ with scale and pdf uncertainties, and using cuts $|\eta_\gamma| < 1.5, 2.0, 2.6$, and 3.0 , as well as $p_{\gamma T} > 10$ GeV and $\Delta R > 0.05$) in pp collisions with $\sqrt{S} = 13.6$ TeV, with $m_t = 172.5$ GeV and MSHT20 NLO pdf.

$tq\gamma$ cross sections at NLO for 13.6 TeV LHC energy with $p_{\gamma T} > 10$ GeV and $ \eta_\gamma < 2.6$				
σ in pb	$\Delta R > 0.05$	$\Delta R > 0.1$	$\Delta R > 0.3$	$\Delta R > 0.5$
LO (nlo pdf)	$2.16^{+0.16}_{-0.20} \pm 0.02$	$2.10^{+0.15}_{-0.20} \pm 0.02$	$1.99^{+0.14}_{-0.19} \pm 0.02$	$1.93^{+0.13}_{-0.18} \pm 0.02$
NLO (nlo pdf)	$2.39^{+0.06}_{-0.08} \pm 0.02$	$2.31^{+0.05}_{-0.07} \pm 0.02$	$2.12^{+0.04}_{-0.06} \pm 0.02$	$2.02^{+0.04}_{-0.06} \pm 0.02$

Table 5: The $tq\gamma$ cross sections at NLO (in pb, with central value for $\mu = m_t$ with scale and pdf uncertainties, and using cuts $\Delta R > 0.05, 0.1, 0.3$, and 0.5 , as well as $p_{\gamma T} > 10$ GeV and $|\eta_\gamma| < 2.6$) in pp collisions with $\sqrt{S} = 13.6$ TeV, with $m_t = 172.5$ GeV and MSHT20 NLO pdf.

The K -factor for the largest cut is significantly smaller than at the lower values for the cut. The fractional scale and pdf uncertainties remain quite similar throughout.

$\bar{t}q\gamma$ cross sections in pp collisions with $p_{\gamma T} > 10$ GeV, $ \eta_\gamma < 2.6$, and $\Delta R > 0.05$								
σ in pb	7 TeV	8 TeV	13 TeV	13.6 TeV	14 TeV	27 TeV	50 TeV	100 TeV
LO (lo pdf)	0.361	0.490	1.35	1.47	1.56	5.05	13.4	35.9
LO (nlo pdf)	0.348	0.478	1.36	1.49	1.58	5.26	14.1	38.3
NLO (nlo pdf)	0.383	0.532	1.53	1.69	1.80	6.16	16.7	45.7

Table 6: The $\bar{t}q\gamma$ cross sections (in pb, with $\mu = m_t$, $p_{\gamma T} > 10$ GeV, $|\eta_\gamma| < 2.6$, $\Delta R > 0.05$) in pp collisions with $\sqrt{S} = 7, 8, 13, 13.6, 14, 27, 50$, and 100 TeV, $m_t = 172.5$ GeV, and MSHT20 pdf.

Finally, we briefly discuss the case of antitop associated production with a photon, $\bar{t}q\gamma$. We note that the cross sections for the case of an antitop are different (somewhat smaller) due to the different pdf involved in the production processes.

In Table 6 we show total rates for $\bar{t}q\gamma$ production for a variety of pp -collider energies at LO (using both LO and NLO MSHT20 pdf) and at NLO (using MSHT20 NLO pdf). The cuts used are the same as in Table 1. Results are given for LHC energies of 7, 8, 13, 13.6, and 14 TeV as well as for possible future collider energies of 27, 50, and 100 TeV. We observe an increase of two orders of magnitude in the $\bar{t}q\gamma$ cross section as the energy rises from 7 TeV to 100 TeV. The NLO $\bar{t}q\gamma$ cross section with scale and pdf uncertainties using MSHT20 NLO pdf is $1.53^{+0.04}_{-0.05} \pm 0.02$ pb at 13 TeV; $1.69^{+0.05}_{-0.06} \pm 0.02$ pb at 13.6 TeV; and $1.80^{+0.05}_{-0.07} \pm 0.02$ pb at 14 TeV.

For the CMS cuts [1] of $p_{\gamma T} > 25$ GeV, $|\eta_\gamma| < 1.44$, $\Delta R > 0.5$ at 13 TeV and using MSHT20 NLO pdf, we find a $\bar{t}q\gamma$ production cross section at NLO of $0.383^{+0.009+0.005}_{-0.012-0.004}$ pb.

2.2 Top-quark p_T and rapidity distributions

Next, we present top-quark transverse-momentum (p_{tT}) and rapidity (y_t) distributions in $tq\gamma$ production, which provide more information than total cross sections.

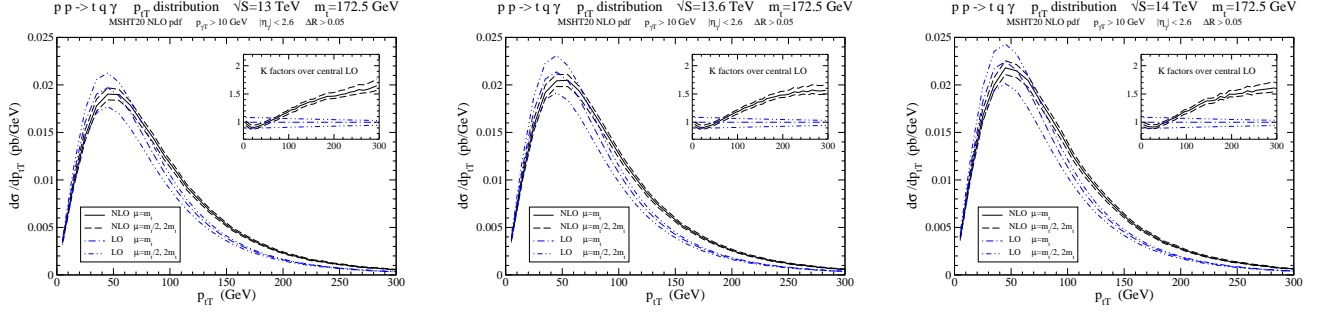


Figure 3: The LO and NLO top-quark p_T distributions in $tq\gamma$ production at (left) 13 TeV, (middle) 13.6 TeV, and (right) 14 TeV LHC energies.

In Fig. 3 we present the top-quark p_{tT} distributions, $d\sigma/dp_{tT}$, at 13 TeV (left), 13.6 TeV (middle), and 14 TeV (right) energies using MSHT20 NLO pdf. We show LO and NLO distributions for three different choices of scale. We observe that the NLO distributions peak at a p_{tT} value of around 50 GeV and quickly diminish at high p_{tT} values. The inset plots show the K factors with respect to the central ($\mu = m_t$) LO p_{tT} distribution. We observe that the K factors increase with top-quark p_{tT} , reaching the value of 1.6 for the central NLO/LO result at a p_{tT} of 300 GeV. We also observe a reduced scale dependence at NLO particularly at small and medium p_{tT} values.

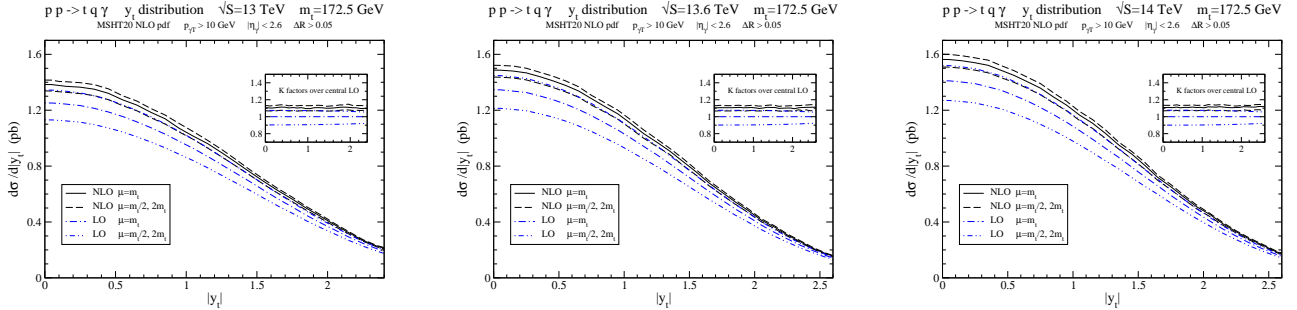


Figure 4: The LO and NLO top-quark rapidity distributions in $tq\gamma$ production at (left) 13 TeV, (middle) 13.6 TeV, and (right) 14 TeV LHC energies.

In Fig. 4 we present the top-quark rapidity distributions, $d\sigma/d|y_t|$, at 13 TeV (left), 13.6 TeV (middle), and 14 TeV (right) energies using MSHT20 NLO pdf. Again, we show LO and NLO distributions for three different choices of scale. The inset plots indicate that the K factors with respect to the central ($\mu = m_t$) LO rapidity distribution show little variation over the rapidity range. The central NLO/LO K -factor is around 1.1. We also find a much reduced scale dependence at NLO relative to LO throughout the rapidity range shown.

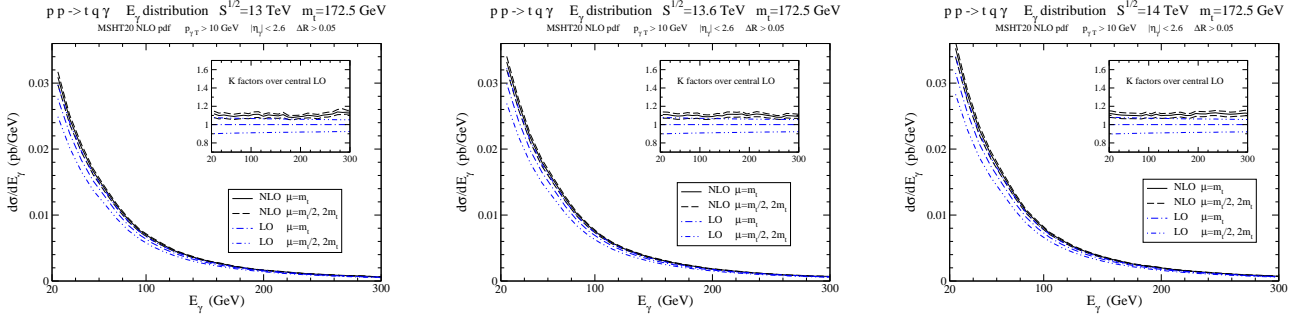


Figure 5: The LO and NLO photon energy distributions in $tq\gamma$ production at (left) 13 TeV, (middle) 13.6 TeV, and (right) 14 TeV LHC energies.

2.3 Photon energy distributions

We continue with the energy distribution of the photon, $d\sigma/dE_\gamma$, in $tq\gamma$ production. In Fig. 5 we present the photon energy distributions at 13 TeV (left), 13.6 TeV (middle), and 14 TeV (right) energies using MSHT20 NLO pdf. The distributions fall drastically with photon energy in all cases. As before, we show LO and NLO distributions for three different choices of scale. The scale dependence is evidently much reduced at NLO relative to LO.

The inset plots show the K factors with respect to the central ($\mu = m_t$) LO energy distribution. The NLO corrections provide significant enhancements. The central NLO/LO K -factor remains relatively stable in the energy range shown, with a value around 1.1.

3 Soft-gluon resummation for $tq\gamma$ production

In this section we discuss the formalism for soft-gluon resummation in 1PI kinematics for $tq\gamma$ production, adapting the results from [25, 26]. We note that resummation studies have not been done before for this process. We consider the partonic process $a(p_a) + b(p_b) \rightarrow t(p_t) + q(p_q) + \gamma(p_\gamma)$. We define the parton-level kinematical variables $s = (p_a + p_b)^2$, $t = (p_a - p_t)^2$, and $u = (p_b - p_t)^2$. If an additional gluon is emitted with momentum p_g in the final state, then momentum conservation gives $p_a + p_b = p_t + p_q + p_\gamma + p_g$. We then define a threshold variable $s_4 = (p_q + p_\gamma + p_g)^2 - (p_q + p_\gamma)^2$ which describes the extra energy from gluon emission and vanishes as $p_g \rightarrow 0$. An equivalent definition is $s_4 = s + t + u - p_t^2 - (p_q + p_\gamma)^2$.

We write the differential cross section for $tq\gamma$ production in proton-proton collisions as a convolution,

$$E_t \frac{d\sigma_{pp \rightarrow tq\gamma}}{d^3p_t} = \sum_{a,b} \int dx_a dx_b \phi_{a/p}(x_a, \mu_F) \phi_{b/p}(x_b, \mu_F) E_t \frac{d\hat{\sigma}_{ab \rightarrow tq\gamma}(s_4, \mu_F)}{d^3p_t}, \quad (3.1)$$

where E_t is the energy of the observed top quark, μ_F is the factorization scale, $\phi_{a/p}$ and $\phi_{b/p}$ are parton distribution functions for parton a and parton b , respectively, in the proton, and $\hat{\sigma}_{ab \rightarrow tq\gamma}$ is the hard-scattering partonic cross section.

The cross section factorizes under transforms [25]. We define Laplace transforms of the partonic cross section as $\hat{\sigma}_{ab \rightarrow tq\gamma}(N) = \int_0^s (ds_4/s) e^{-Ns_4/s} \hat{\sigma}_{ab \rightarrow tq\gamma}(s_4)$, where N is the transform variable. The logarithms of s_4 in the perturbative series transform into logarithms of N , which exponentiate. We also define transforms of the pdf via $\tilde{\phi}(N) = \int_0^1 e^{-N(1-x)} \phi(x) dx$.

The cross section can be refactorized [17–19, 25, 26] in terms of a hard function, $H_{ab \rightarrow tq\gamma}$, which is infrared safe, and a soft function, $S_{ab \rightarrow tq\gamma}$, which describes the emission of noncollinear soft gluons. Both the hard and the soft functions are 2×2 matrices in the color space of the partonic scattering.

We find an expression for the hard-scattering partonic cross section in transform space

$$E_t \frac{d\tilde{\sigma}_{ab \rightarrow tq\gamma}(N)}{d^3p_t} = \frac{\tilde{\psi}_{a/a}(N_a) \tilde{\psi}_{b/b}(N_b) \tilde{J}_q(N)}{\tilde{\phi}_{a/a}(N_a) \tilde{\phi}_{b/b}(N_b)} \text{tr} \left\{ H_{ab \rightarrow tq\gamma}(\alpha_s(\mu_R)) \tilde{S}_{ab \rightarrow tq\gamma} \left(\frac{\sqrt{s}}{N\mu_F} \right) \right\}. \quad (3.2)$$

where the functions ψ are distributions for incoming partons at fixed value of momentum and involve collinear emission [17–19, 31]. The function J_q describes radiation from the final-state light quark.

The dependence of the soft matrix on the transform variable, N , is resummed via renormalization-group evolution [17, 18]. Thus, $\tilde{S}_{ab \rightarrow tq\gamma}$ obeys a renormalization-group equation in terms of a soft anomalous dimension matrix, $\Gamma_{S_{ab \rightarrow tq\gamma}}$, which is calculated from the coefficients of the ultraviolet poles of the relevant eikonal diagrams [17–22, 25, 32–34].

The N -space resummed cross section is derived from the renormalization-group evolution of the N -dependent functions in Eq. (3.2), i.e. $\tilde{S}_{ab \rightarrow tq\gamma}$, $\tilde{\psi}$, $\tilde{\phi}$, and \tilde{J}_q , and it is given by

$$\begin{aligned} E_t \frac{d\tilde{\sigma}_{ab \rightarrow tq\gamma}^{\text{resum}}(N)}{d^3p_t} &= \exp \left[\sum_{i=a,b} E_i(N_i) \right] \exp \left[\sum_{i=a,b} 2 \int_{\mu_F}^{\sqrt{s}} \frac{d\mu}{\mu} \gamma_{i/i}(N_i) \right] \exp [E'_q(N)] \\ &\times \text{tr} \left\{ H_{ab \rightarrow tq\gamma}(\alpha_s(\sqrt{s})) \bar{P} \exp \left[\int_{\sqrt{s}}^{\sqrt{s}/N} \frac{d\mu}{\mu} \Gamma_{S_{ab \rightarrow tq\gamma}}^\dagger(\alpha_s(\mu)) \right] \right. \\ &\quad \left. \times \tilde{S}_{ab \rightarrow tq\gamma} \left(\alpha_s \left(\frac{\sqrt{s}}{N} \right) \right) P \exp \left[\int_{\sqrt{s}}^{\sqrt{s}/N} \frac{d\mu}{\mu} \Gamma_{S_{ab \rightarrow tq\gamma}}(\alpha_s(\mu)) \right] \right\}, \end{aligned} \quad (3.3)$$

where P (\bar{P}) denotes path-ordering in the same (reverse) sense as the integration variable μ . This moment-space resummed cross section resums logarithms of the moment variable N . The first exponential in Eq. (3.3) resums soft and collinear emission from the initial-state partons, while the second exponential provides the scale evolution in terms of the parton anomalous dimensions $\gamma_{i/i}$. The third exponential describes radiation from the final-state quark. Explicit results for all these exponentials as well as for the soft anomalous dimensions $\Gamma_{S_{ab \rightarrow tq\gamma}}$ (which are the same as those for tqH production) at one and two loops can be found in Refs. [25, 26].

The resummed cross section can be expanded to produce fixed-order expressions that can then be straightforwardly inverted to momentum space and used to calculate the soft-gluon corrections at higher orders (see e.g. Refs. [20–26, 33]). We denote the sum of the complete NLO cross section and the NNLO soft-gluon corrections as approximate NNLO (aNNLO).

In Table 7 we display the aNNLO cross sections at 8, 13, 13.6, and 14 TeV energies using MSHT20, CT18, and NNPDF4.0 NNLO pdf sets, and the same cuts as in Tables 1 and 2. We see that we have modest increases at aNNLO relative to NLO.

For $\bar{t}q\gamma$ production with the same cuts as in Table 7 and using MSHT NNLO pdf, the aNNLO cross section is $1.61^{+0.04+0.02}_{-0.05-0.01}$ pb at 13 TeV, $1.77^{+0.05+0.02}_{-0.06-0.01}$ pb at 13.6 TeV, and $1.89^{+0.05}_{-0.07} \pm 0.02$ pb at 14 TeV.

Finally, for the CMS cuts [1] of $p_{T} > 25$ GeV, $|\eta_\gamma| < 1.44$, $\Delta R > 0.5$ at 13 TeV, and using MSHT20 NNLO pdf, we find an aNNLO $tq\gamma$ cross section of $0.584^{+0.011+0.007}_{-0.015-0.005}$ pb and an aNNLO $\bar{t}q\gamma$ cross section of $0.406^{+0.010+0.005}_{-0.012-0.004}$ pb. Thus, the total $tq\gamma + \bar{t}q\gamma$ cross section at aNNLO is $0.990^{+0.021+0.012}_{-0.027-0.008}$ pb. Multiplying this total cross section by the branching fraction for $t \rightarrow \mu\nu b$ ($11.40 \pm 0.20\%$), we find $(113 \pm 2)^{+2}_{-3} \pm 1$ fb which agrees very well with the measured value of 115 ± 17 (stat) ± 30 (syst) fb from CMS [1].

$tq\gamma$ cross sections at aNNLO for LHC energies with $p_{\gamma T} > 10$ GeV, $ \eta_\gamma < 2.6$, and $\Delta R > 0.05$				
σ in pb	8 TeV	13 TeV	13.6 TeV	14 TeV
MSHT20 (nnlo pdf)	$0.857^{+0.019+0.011}_{-0.020-0.007}$	$2.26^{+0.05}_{-0.07} \pm 0.02$	$2.50^{+0.05}_{-0.08} \pm 0.02$	$2.65^{+0.06}_{-0.08} \pm 0.02$
CT18 (nnlo pdf)	$0.864^{+0.018+0.022}_{-0.019-0.020}$	$2.29^{+0.05+0.04}_{-0.07-0.05}$	$2.51^{+0.06+0.04}_{-0.08-0.05}$	$2.65^{+0.06+0.04}_{-0.08-0.05}$
NNPDF4.0 (nnlo pdf)	$0.829^{+0.017}_{-0.018} \pm 0.003$	$2.27^{+0.05}_{-0.07} \pm 0.01$	$2.45^{+0.06}_{-0.08} \pm 0.01$	$2.58^{+0.06}_{-0.08} \pm 0.01$

Table 7: The $tq\gamma$ cross sections at aNNLO (in pb, with central value for $\mu = m_t$ with scale and pdf uncertainties, and using cuts $p_{\gamma T} > 10$ GeV, $|\eta_\gamma| < 2.6$, $\Delta R > 0.05$) in pp collisions with $\sqrt{S} = 8, 13, 13.6$, and 14 TeV, with $m_t = 172.5$ GeV and various NNLO pdf.

4 Conclusions

We have presented a study of QCD corrections in $tq\gamma$ production at LHC energies as well as future collider energies up to 100 TeV. Precise theoretical estimates for this process are important since it is sensitive to anomalous electric and magnetic dipole moments as well as the top-quark charge.

We calculated the total cross sections at LO and NLO using a variety of kinematical cuts, and we investigated the scale dependence and the pdf uncertainties in the cross section. We also applied the theoretical formalism of soft-gluon resummation for $tq\gamma$ production in single-particle-inclusive kinematics in order to calculate aNNLO rates. The corrections at NLO are very significant while at aNNLO they are modest. The total aNNLO cross section multiplied by the $t \rightarrow \mu\nu b$ branching fraction agrees very well with the CMS measurement.

We also calculated differential distributions for $tq\gamma$ production at LHC energies. In particular, we displayed results for the transverse-momentum and rapidity distributions of the top quark. We also calculated the energy distribution of the photon. The QCD corrections provide significant enhancements to all these distributions.

Acknowledgements

The work of N.K. is supported by the National Science Foundation under Grant No. PHY 2112025.

References

- [1] CMS Collaboration, *Evidence for the associated production of a single top quark and a photon in proton-proton collisions at $\sqrt{s} = 13$ TeV*, Phys. Rev. Lett. **121**, 221802 (2018) [arXiv:1808.02913].
- [2] M. Forslund and N. Kidonakis, *Associated production of a top quark with a photon via anomalous couplings*, Phys. Rev. D **98**, 074017 (2018) [arXiv:1808.09014].
- [3] U. Baur, A. Juste, L.H. Orr, and D. Rainwater, *Probing electroweak top quark couplings at hadron colliders*, Phys. Rev. D **71**, 054013 (2005) [hep-ph/0412021].
- [4] M. Fael and T. Gehrmann, *Probing top quark electromagnetic dipole moments in single-top-plus-photon production*, Phys. Rev. D **88**, 033003 (2013) [arXiv:1307.1349].

- [5] M. Koksál, *Model-independent sensitivity estimates for the electromagnetic dipole moments of the top quark at the Large Hadron Collider and beyond*, Nucl. Phys. B **956**, 115037 (2020) [arXiv:1910.11152].
- [6] B. Abi *et al.* (Muon $g-2$ Collaboration), *Measurement of the positive muon anomalous magnetic moment to 0.46 ppm*, Phys. Rev. Lett. **126**, 141801 (2021) [arXiv:2104.03281].
- [7] G.W. Bennett *et al.* (Muon $g-2$ Collaboration), *Final report of the muon E821 anomalous magnetic moment measurement at BNL*, Phys. Rev. D **73**, 072003 (2006) [hep-ex/0602035].
- [8] T. Aoyama *et al.*, *The anomalous magnetic moment of the muon in the Standard Model*, Phys. Rept. **887**, 1 (2020) [arXiv:2006.04822].
- [9] A. Crivellin, M. Hoferichter, and J.M. Roney, *Towards testing the magnetic moment of the tau at one part per million*, arXiv:2111.10378.
- [10] C. Abel *et al.* (nEDM Collaboration), *Measurement of the permanent electric dipole moment of the neutron*, Phys. Rev. Lett. **124**, 081803 (2020) [arXiv:2001.11966].
- [11] B. Graner, Y. Chen, E.G. Lindahl, and B.R. Heckel, *Reduced limit on the permanent electric dipole moment of Hg199*, Phys. Rev. Lett. **116**, 161601 (2016) [Erratum: **119**, 119901 (2017)] [arXiv:1601.04339].
- [12] B.K. Sahoo and B.P. Das, *Relativistic normal coupled-cluster theory for accurate determination of electric dipole moments of atoms: First application to the Hg199 atom*, Phys. Rev. Lett. **120**, 203001 (2018) [arXiv:1801.07045].
- [13] K. Yanase, *Screening of nucleon electric dipole moments in atomic systems*, Phys. Rev. C **103**, 035501 (2021) [arXiv:2008.03678].
- [14] V. Cirigliano, W. Dekens, J. de Vries, and E. Mereghetti, *Is there room for CP violation in the top-Higgs sector?*, Phys. Rev. D **94**, 016002 (2016) [arXiv:1603.03049].
- [15] N. Yamanaka, B.K. Sahoo, N. Yoshinaga, T. Sato, K. Asahi, and B.P. Das, *Probing exotic phenomena at the interface of nuclear and particle physics with the electric dipole moments of diamagnetic atoms: A unique window to hadronic and semi-leptonic CP violation*, Eur. Phys. J. A **53**, 54 (2017) [arXiv:1703.01570].
- [16] D. Pagani, H.-S. Shao, I. Tsirikos, and M. Zaro, *Automated EW corrections with isolated photons: $t\bar{t}\gamma$, $t\bar{t}\gamma\gamma$ and $t\gamma j$ as case studies*, JHEP **09**, 155 (2021) [arXiv:2106.02059].
- [17] N. Kidonakis and G. Sterman, *Subleading logarithms in QCD hard scattering*, Phys. Lett. B **387**, 867 (1996).
- [18] N. Kidonakis and G. Sterman, *Resummation for QCD hard scattering*, Nucl. Phys. B **505**, 321 (1997) [hep-ph/9705234].
- [19] N. Kidonakis, G. Oderda, and G. Sterman, *Evolution of color exchange in QCD hard scattering*, Nucl. Phys. B **531**, 365 (1998) [hep-ph/9803241].
- [20] N. Kidonakis, *NNLL resummation for s-channel single top quark production*, Phys. Rev. D **81**, 054028 (2010) [arXiv:1001.5034].

- [21] N. Kidonakis, *Two-loop soft anomalous dimensions for single top quark associated production with a W^- or H^-* , Phys. Rev. D **82**, 054018 (2010) [arXiv:1005.4451].
- [22] N. Kidonakis, *Next-to-next-to-leading-order collinear and soft gluon corrections for t -channel single top quark production*, Phys. Rev. D **83**, 091503 (2011) [arXiv:1103.2792].
- [23] N. Kidonakis, *Soft-gluon corrections for tW production at N^3LO* , Phys. Rev. D **96**, 034014 (2017) [arXiv:1612.06426].
- [24] N. Kidonakis and N. Yamanaka, *Higher-order corrections for tW production at high-energy hadron colliders*, JHEP **05**, 278 (2021) [arXiv:2102.11300].
- [25] M. Forslund and N. Kidonakis, *Resummation for $2 \rightarrow n$ processes in single-particle-inclusive kinematics*, Phys. Rev. D **102**, 034006 (2020) [arXiv:2003.09021].
- [26] M. Forslund and N. Kidonakis, *Soft-gluon corrections for the associated production of a single top quark and a Higgs boson*, Phys. Rev. D **104**, 034024 (2021) [arXiv:2103.01228].
- [27] T.-J. Hou *et al.*, *New CTEQ global analysis of quantum chromodynamics with high-precision data from the LHC*, Phys. Rev. D **103**, 014013 (2021) [arXiv: 1912.10053].
- [28] S. Bailey, T. Cridge, L.A. Harland-Lang, A.D. Martin, and R.S. Thorne, *Parton distributions from LHC, HERA, Tevatron and fixed target data: MSHT20 PDFs*, Eur. Phys. J. C **81**, 341 (2021) [arXiv:2012.04684].
- [29] R.D. Ball *et al.*, *The path to proton structure at one-percent accuracy*, arXiv:2109.02653.
- [30] J. Alwall *et al.*, *The automated computation of tree-level and next-to-leading order differential cross sections, and their matching to parton shower simulations*, JHEP **07**, 079 (2014) [arXiv:1405.0301].
- [31] G. Sterman, *Summation of large corrections to short-distance hadronic cross sections*, Nucl. Phys. B **281**, 310 (1987).
- [32] N. Kidonakis, *Two-loop soft anomalous dimensions and NNLL resummation for heavy quark production*, Phys. Rev. Lett. **102**, 232003 (2009) [arXiv:0903.2561].
- [33] N. Kidonakis, *Next-to-next-to-leading soft-gluon corrections for the top quark cross section and transverse momentum distribution*, Phys. Rev. D **82**, 114030 (2010) [arXiv:1009.4935].
- [34] N. Kidonakis, *Soft anomalous dimensions for single-top production at three loops*, Phys. Rev. D **99**, 074024 (2019) [arXiv:1901.09928].