

Sampling Rare Conformational Transitions with a Quantum Computer

Danial Ghamari,^{1,2} Philipp Hauke,³ Roberto Covino,^{4,*} and Pietro Faccioli^{1,2,†}

¹*Department of Physics, University of Trento, Via Sommarive 14, I-38123 Trento, Italy*

²*INFN-TIFPA, Via Sommarive 14, I-38123 Trento, Italy*

³*INO-CNR BEC Center & Department of Physics,*

University of Trento, Via Sommarive 14, I-38123 Trento, Italy

⁴*Frankfurt Institute for Advanced Studies, Ruth-Moufang-Straße 1, D-60438 Frankfurt am Main, Germany*

Spontaneous structural rearrangements play a central role in the organization and function of complex biomolecular systems. In principle, physics-based computer simulations like Molecular Dynamics (MD) enable us to investigate these thermally activated processes with an atomic level of resolution. However, rare conformational transitions are intrinsically hard to investigate with MD, because an exponentially large fraction of computational resources must be invested to simulate thermal fluctuations in metastable states. Path sampling methods like Transition Path Sampling hold the great promise of focusing the available computational power on sampling the rare stochastic transitions between metastable states. In these approaches, one of the outstanding limitations is to generate paths that visit significantly different regions of the conformational space at a low computational cost. To overcome this issue, we introduce a rigorous approach that integrates a machine learning algorithm and MD simulations implemented on a classical computer with adiabatic quantum computing. First, using functional integral methods, we derive a rigorous low-resolution representation of the system’s dynamics, based on a small set of molecular configurations generated with machine learning. Then, a quantum annealing machine is employed to explore the transition path ensemble of this low-resolution theory, without introducing un-physical biasing forces to steer the system’s dynamics. Using the D-Wave quantum annealer, we validate our scheme by simulating a benchmark conformational transition in a state-of-the-art atomistic description. We show that the quantum computing step generates uncorrelated trajectories, thus facilitating the sampling of the transition region in configuration space. Our results provide a new paradigm for MD simulations to integrate machine learning and quantum computing.

INTRODUCTION

Molecular dynamics (MD) simulations enable us to investigate the structure and dynamics of molecular systems at high spatial and temporal resolution [1]. Despite their large success, MD simulations face the challenge of sampling rare thermally activated re-organizations of complex systems, e.g., conformational changes, folding, and phase transitions [2]. Indeed, in a typical simulation, an exponentially large fraction of the computational time will be employed to simulate thermal fluctuations in meta-stable states, rather than sampling the fast transition paths—the stochastic jumps between states—which are rare events [2].

A wide spectrum of clever enhanced sampling methods have been developed over the last two decades to overcome the rare events sampling problem [3]. Some of these techniques reach a high computational efficiency by introducing history-dependent biasing forces that drive the system out of its thermal equilibrium, thus promoting the escape from meta-stable states (see, e.g., [4–7]). The biasing forces depend on collective variables (CVs), which should encode the essential low-dimensional features of a molecular rare event [8]. In practice, identifying optimal CVs is a very hard problem, and in realistic conditions sub-optimal CVs will affect the quality of the sampling and the accuracy of the mechanistic understanding emerging from the simulations [8].

As an alternative approach, Transition Path Sampling (TPS) [9] is a Markov Chain Monte Carlo scheme that in principle samples the transition path ensemble without involving any biasing force, nor a choice of CVs. In TPS, plain MD simulations generate a trial move, i.e., the attempt to generate a new transition path. For instance, in the so-called shooting move, a new trajectory is initialized from a configuration randomly selected from the last stored transition path [10]. Yet, when applied to complex transitions occurring in large configuration spaces with rugged energy landscapes, TPS faces two challenges: efficiently generating viable trial trajectories at an acceptable computational cost and reducing the correlation of generated paths [11].

Even though promising advancements have recently been made by integrating molecular simulations with machine learning (ML) (see, e.g., [12–18]), the quest for computationally affordable and accurate enhanced sampling of complex

* covino@fias.uni-frankfurt.de

† pietro.faccioli@unitn.it

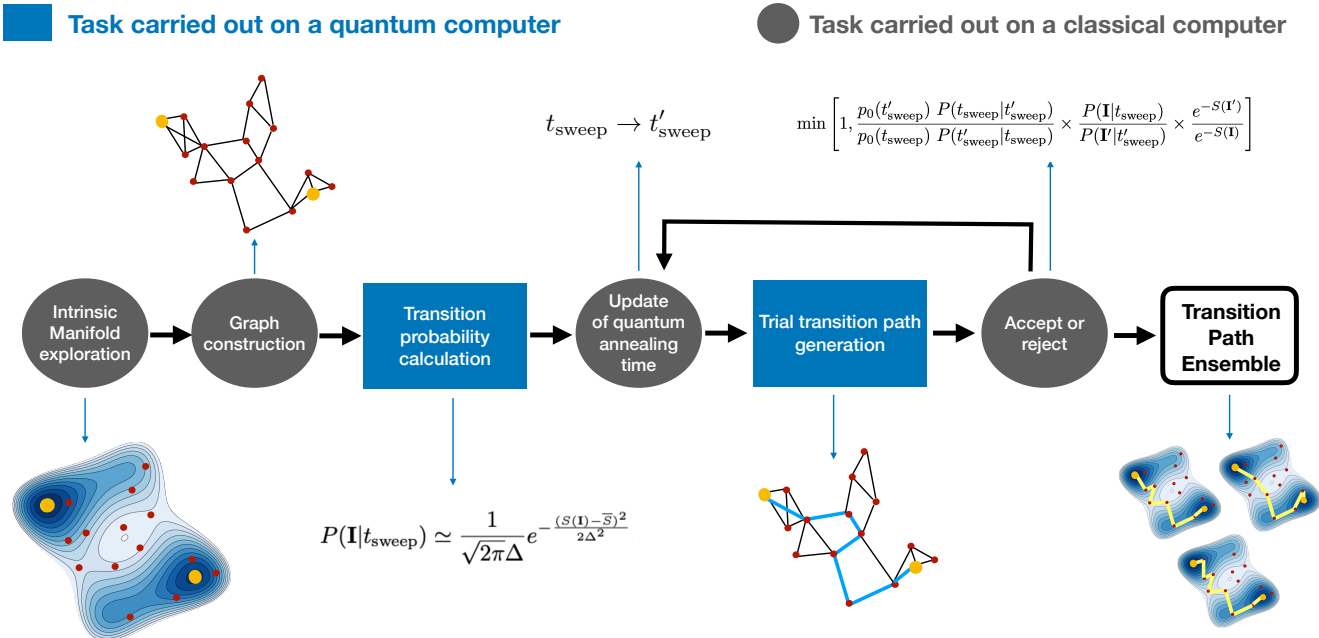


Figure 1: Schematic representation of the path sampling scheme introduced in this work, which combines ML and MD performed on a classical computer with QC performed on a quantum annealing machine. Our scheme samples the full transition path ensemble without any use of CVs or unphysical biases.

molecular systems remains open. In this endeavor, rapid advances in quantum computing provide new opportunities, as is illustrated in the context of quantum chemistry and biology by pioneering applications [19–26]. Over the last few years, quantum hardware has grown exponentially both in size and performance [27–29], to a point that it is now realistic to foresee the onset of a tangible quantum advantage in computational problems [30, 31]. It is therefore both important and timely to address the question whether MD, ML, and Quantum Computation (QC) can be integrated to tackle outstanding challenges of molecular simulations.

In this work, we integrate MD, ML, and QC to sample the transition path ensemble of thermally activated rare events without involving any unphysical bias or choice of CVs. The salient features of this scheme are illustrated in Fig. 1: First, ML and MD perform a preliminary uncharted exploration of the most visited regions of the configuration space [32]. These data are used to derive a general coarse-grained description of rare events based on Langevin dynamics. Then, QC on a quantum annealing machine [33–37] generates transition paths connecting the previously generated configurations. These paths are then accepted or rejected according to a Metropolis criterion implemented on a classical computer, which combines the statistical mechanics of the transition path ensemble with the internal physics of the quantum annealing machine, for which we used the D-Wave machine [38].

We show that the QC step of our sampling scheme generates a new viable and to a good precision uncorrelated transition path at each computing cycle, and thus can overcome one of the key limitations of path sampling algorithms.

As a first illustrative application, we sample the transition path ensemble of a conformational transition in alanine dipeptide. This benchmark system recapitulates the features of rare events in molecular systems yet is sufficiently small to enable us to encode and run our algorithm on D-Wave. Our results agree well with those obtained by plain MD. From an auto-correlation analysis, we demonstrate that quantum computing generates uncorrelated trial transition paths at every Monte Carlo step.

The ongoing exponential growth in size and efficiency of quantum computing hardware suggests that, in the future, this same scheme may enable one to investigate transitions that are currently challenging for state-of-the-art classical sampling methods.

The manuscript is organized as follows. In Section I, we introduce the general theoretical framework, describe the algorithm used to perform the uncharted exploration of the intrinsic manifold, and our coarse-grained description of reactive processes. In Section II, we discuss the encoding of the path sampling problem on a quantum annealing

machine and derive our hybrid Monte Carlo scheme that combines classical and quantum computing. In Section III, we report on our illustrative application to alanine dipeptide. The main results are summarized and discussed in Section IV.

I. THEORETICAL SETUP

In a molecular system at thermal equilibrium, the statistically relevant configurations accumulate in low-dimensional regions that define the so-called intrinsic manifold. Our path sampling algorithm exploits a recently developed scheme to efficiently explore this intrinsic manifold [32] (step 1 in Fig. 1). Then, it relies on a coarse-grained representation of the dynamics that is defined directly on this manifold, based on the configurations generated during the exploration, to define the input parameters for the quantum annealing part of our algorithm, discussed in Section II (step 2 in Fig. 1).

A. Uncharted exploration of the intrinsic manifold

To efficiently explore the intrinsic manifold and sample relevant molecular configurations without any use of CVs or nonphysical bias, we rely on Intrinsic Map Dynamics (iMapD), a recently developed exploration scheme [32]. In iMapD, a data-driven manifold learning technique—diffusion maps [39]—empowers the unbiased MD sampling. Given some local sampling, diffusion maps identify the boundary of the explored configuration space in a low-dimensional representation. New unexplored configurations in the vicinity beyond this boundary are identified, from which we start a further round of local unbiased sampling. By iterating between these two steps, iMapD rapidly explores the relevant parts of the configuration space. In the Appendix, we summarise the key aspects of the theory and implementation of iMapD.

At the end of the exploration, iMapD yields a data set of configurations $\mathcal{C} = \{Q_k\}_{k=1,\dots,\nu}$, that by construction lie on the intrinsic manifold, and that were obtained at a much lower computational cost than by using equilibrium MD [32].

B. Coarse-grained representation of the dynamics on the intrinsic manifold

Once the data set \mathcal{C} is established, we can use it to build a coarse-grained representation of the dynamics, defined directly on the intrinsic manifold explored with iMapD.

The sparse configuration data set generated in the uncharted exploration defines a partition of the intrinsic manifold in finite sub-regions. The i -th region is identified with the neighborhood of configuration $Q_i \in \mathcal{C}$. For example, in a Voronoi tassellation, Q_i would represent the center of a cell whose boundaries lie midway to the neighboring sampled configurations (see Fig. 2).

The spatial resolution scale σ of this coarse-grained representation of the molecular dynamics is set by the average distance between neighboring configurations in the data set \mathcal{C} . The temporal resolution Δt is estimated by the average time the system takes to diffuse across neighboring regions. At this level of coarse-graining, transition pathways correspond to ordered sequences of visited sub-regions (see, e.g., the yellow regions in Fig. 2). Therefore, a transition path can be specified by an integer vector $\mathbf{I} = (i_1, \dots, i_{N_I})$, where i_k is the label pointing at the neighborhood of the configuration Q_{i_k} , which is visited at the k -th time step.

In what follows, we develop a rigorous statistical mechanical formalism that enables us to describe the coarse-grained dynamics on the intrinsic manifold. To this end, we employ a powerful path-integral formalism combined with so-called regularization and renormalization procedures that were originally developed in the framework of nuclear and subnuclear physics (see [40] for an enlightening pedagogical introduction).

Path integral formulation of stochastic dynamics

The goal of this subsection is to derive an expression for the probability of arbitrary coarse-grained paths \mathbf{I} on the intrinsic manifold, in the form

$$P(\mathbf{I}) \propto e^{-S(\mathbf{I})}, \quad (1)$$

where the functional $S(\mathbf{I})$ is called the effective action of the coarse-grained path \mathbf{I} .

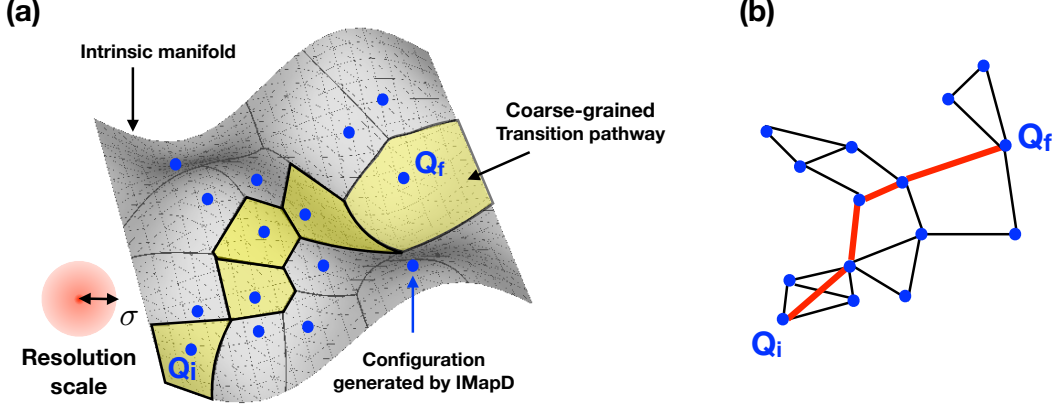


Figure 2: (a) Illustration of the coarse-grained representation of the Langevin dynamics. Dots represents configurations generated using iMapD, which lie on the intrinsic manifold. Each such configuration is regarded as a representative element of its Voronoi cell. Coarse-grained trajectories are identified by sequences of Voronoi cells, I . A typical transition path is highlighted in yellow. The intrinsic resolution scale σ of the effective theory is set by the average distance between the configurations generated by iMapD. (b) Graph representation of the coarse-grained Langevin dynamics. The red line denotes the transition path highlighted in yellow in panel (a).

We assume the system obeys a Langevin dynamics in the overdamped limit:

$$\dot{Q}(t) = -\frac{1}{m\gamma} \nabla U(Q) + \eta(t), \quad (2)$$

where Q is a point in the molecular configuration space, m and γ are the atomic mass and viscosity (assumed for simplicity to be uniform throughout the system), $U(Q)$ is the potential energy, and $\eta(t)$ is a white noise of null average obeying the fluctuation-dissipation relationship

$$\langle \eta(t) \cdot \eta(0) \rangle = 6DN_a \delta(t), \quad (3)$$

where N_a is the number of atoms and $D = k_B T / m\gamma$ is the diffusion coefficient. The probability of observing a system described by Eq. (2) in a given configuration at a given time obeys the Fokker-Planck equation:

$$\frac{\partial}{\partial t} P(Q, t) = D \left(\nabla^2 + \frac{1}{k_B T} \nabla U(Q) \cdot \nabla + \frac{1}{k_B T} \nabla^2 U(Q) \right) P(Q, t). \quad (4)$$

The solution of this equation can be conveniently expressed in path-integral form [41–43],

$$P(Q_f, t_f | Q_i, t_i) = \int_{Q_i}^{Q_f} \mathcal{D}Q e^{-S_{\text{OM}}[Q]}, \quad (5)$$

where $S_{\text{OM}}[Q] = \frac{1}{4D} \int_{t_i}^{t_f} d\tau \left(\dot{Q} + \frac{D}{k_B T} \nabla U[Q(\tau)] \right)^2$ is the so-called Onsager–Machlup functional [44]. Equation (5) can be re-written in an equivalent form that resembles that of an imaginary-time “quantum” Feynman propagator [45, 46]

$$P(Q_f, t | Q_i, t_i) = e^{-\frac{1}{2k_B T} (U(Q_f) - U(Q_i))} K(Q_f, t | Q_i, t_i), \quad (6)$$

$$K(Q_f, t | Q_i, t_i) = \int_{Q_i}^{Q_f} \mathcal{D}Q e^{-\frac{1}{\hbar_{\text{eff}}} \int_{t_i}^{t_f} d\tau \left(\frac{\dot{Q}^2}{2} m + V_{\text{eff}}[Q(\tau)] \right)}, \quad (7)$$

where m is a uniform atomic mass and we have introduced an effective “Dirac’s constant” $\hbar_{\text{eff}} = \frac{2k_B T}{\gamma}$ that controls the amount of thermal fluctuations in the system, and

$$V_{\text{eff}}(Q) = \frac{1}{2m\gamma^2} \left[|\nabla U(Q)|^2 - \hbar_{\text{eff}} \gamma \nabla^2 U(Q) \right] \quad (8)$$

is called the effective potential. The pre-factor $e^{-\frac{1}{2k_B T}(U(Q_f)-U(Q_i))}$ in Eq. (6) does not affect the relative statistical weight of transition paths sharing identical boundary conditions.

To build a coarse-grained representation of the molecular dynamics with a spatio-temporal resolution set by the cut-off scales σ and Δt , it is convenient to adopt the mathematical formalism of quantum mechanics and re-express the path-integral $K(Q_f, t|Q_i, t_i)$ as a matrix element:

$$K(Q_f, t|Q_i, t_i) = \langle Q_f | e^{-\frac{1}{\hbar_{\text{eff}}} \hat{H}_{\text{eff}}(t-t_i)} | Q_i \rangle, \quad (9)$$

where $\hat{H}_{\text{eff}} = -\frac{\hbar_{\text{eff}}^2}{2m} \nabla^2 + V_{\text{eff}}(Q)$ is the corresponding effective Hamiltonian. This description of stochastic dynamics is formulated on the Hilbert space spanned by the molecular configuration eigenstates $|Q_i\rangle$.

Regularization

The advantage of this Quantum Mechanical formulation is that the resolution power of our theory can be lowered by removing the large momentum states from the Hilbert space. A practical way to do so is to introduce a Gaussian cut-off in all momentum integrals:

$$\int \frac{d^{3N} P}{(2\pi\hbar_{\text{eff}})^{3N}} \rightarrow \int \frac{d^{3N} P}{(2\pi\hbar_{\text{eff}})^{3N}} e^{-\frac{P^2 \sigma^2}{2\hbar_{\text{eff}}^2}}. \quad (10)$$

In the quantum mechanical terminology, this filtering procedure is usually referred to as ‘‘regularization’’ step of the renormalization procedure. As a first illustrative example of regularization, we consider the inner product between position eigenstates:

$$\langle Q|Q'\rangle = \int \frac{d^{3N} P}{(2\pi\hbar_{\text{eff}})^{3N}} e^{\frac{i}{\hbar_{\text{eff}}} P \cdot (Q' - Q)} = \delta(Q - Q'). \quad (11)$$

Its regularization yields

$$\begin{aligned} \langle Q|Q'\rangle_{\text{reg}} &= \int \frac{d^{3N} P}{(2\pi\hbar_{\text{eff}})^{3N}} e^{\frac{i}{\hbar_{\text{eff}}} P \cdot (Q' - Q)} e^{-\frac{P^2 \sigma^2}{2\hbar_{\text{eff}}^2}} \\ &= \frac{1}{(\sqrt{2\pi}\sigma)^{3N_a}} e^{-\frac{(Q' - Q)^2}{2\sigma^2}} \equiv \delta_{\sigma}(Q - Q'). \end{aligned} \quad (12)$$

Note that $\delta_{\sigma}(Q - Q')$ provides an effective representation of Dirac’s delta function, smeared to the desired spatial resolution scale σ .

The same regularization prescription can be applied to remove short-distance details from the Feynman propagator Eq. (9). The starting point consists in applying the standard Trotter decomposition to obtain

$$K_{\text{reg}}(Q_f, t|Q_i) = \int dQ_0 \dots dQ_{N_t} \prod_{n=0}^{N_t-1} \left[\langle Q_{n+1} | e^{-\frac{1}{\hbar_{\text{eff}}} \hat{H}_{\text{eff}} \Delta t} | Q_n \rangle_{\text{reg}} \right] \delta_{\sigma}(Q_{N_t} - Q_f) \delta_{\sigma}(Q_0 - Q_i). \quad (13)$$

In Appendix A, we explicitly show that

$$\langle Q_{n+1} | e^{-\frac{\Delta t}{\hbar_{\text{eff}}} \hat{H}_{\text{eff}}} | Q_n \rangle = \mathcal{N} e^{-\frac{1}{\hbar_{\text{eff}}} \left[C_{\text{T}} \frac{m}{2} \left(\frac{Q_{n+1} - Q_n}{\Delta t} \right)^2 + V_{\text{eff}}^{\text{reg}}(Q_n) \right] \Delta t}, \quad (14)$$

where

$$C_{\text{T}} = \left(1 + \frac{m\sigma^2}{\hbar_{\text{eff}} \Delta t} \right)^{-1} \quad (15)$$

and $V_{\text{eff}}^{\text{reg}}(Q)$ is the regularized effective potential, defined in Eq. (B4).

Even though the direct evaluation of $V_{\text{eff}}^{\text{reg}}(Q)$ is computationally challenging, we can consider approximations to make it feasible in practice. For example, we can smear out its short-distance structure performing a self-averaging over the values of the effective potential evaluated on groups of structurally close configurations generated during the IMapD exploration. However, regularizing the effective potential $V_{\text{eff}}(Q)$ is not sufficient to define the correct path probability in the coarse-grained theory. To see this, we consider the probability $P_R(Q)$ for a system initially at Q to remain within an infinitesimal volume dV after a short time Δt . From the path-integral expression, Eq. (7), it

follows that $P_R(Q) \propto dV e^{-\frac{V_{\text{eff}}(Q)\Delta t}{\hbar_{\text{eff}}}}$. Thus, $V_{\text{eff}}(Q)/\hbar_{\text{eff}}$ is related to the rate of escape from an infinitesimal volume centered around Q . Similarly, the effective potential in the coarse-grained theory, $V_{\text{eff}}^{\text{cg}}(Q_i)$ – which determines the path probability – should be related to the rate of escape from the finite region identified with the neighborhood of the data point $Q_i \in \mathcal{C}$. We account for this effect at the phenomenological level[?], by re-scaling the regularized effective potential by a factor C_V :

$$V_{\text{eff}}^{\text{cg}}(Q_i) \simeq C_V V_{\text{eff}}^{\text{reg}}(Q_i). \quad (16)$$

After multiplying all elementary propagation terms and restoring the continuum notation, the final expression for the regularized Feynman propagator of the coarse-grained theory reads

$$K_{\text{reg}}(Q_f, t|Q_i, t_i) = \int_{Q_i}^{Q_f} \mathcal{D}Q e^{-\frac{1}{\hbar_{\text{eff}}} \int_{t_i}^{t_f} d\tau (C_T \frac{\dot{Q}^2}{2} m + C_V V_{\text{eff}}^{\text{reg}}[Q(\tau)]).} \quad (17)$$

Renormalization

The dimensionless renormalization constants C_T and C_V implicitly depend on our choice of cut-off scales σ and Δt . They could be determined by matching against microscopic calculations. However, for the purpose of the present work, an order-of-magnitude estimate suffices. To estimate C_T , we recall that, to leading order in Δt , our spatial and temporal cut-off scales are related by an approximate Einstein's relation, $N_a D \Delta t \sim \sigma^2$. Using $\hbar_{\text{eff}} = 2k_B T / \gamma$ and the Einstein's relation in Eq. (15), we obtain $C_T \sim \frac{1}{N_a}$. Since $(Q_i - Q_j)^2 \sim N_a D \Delta t$, the effective kinetic energy term entering in the exponent of the right-hand-side of Eq. (14) is of order 1 and does not scale with the number of atoms in the system. This is important to ensure that the relative probability of different coarse-grained path remains finite. To estimate C_V , we recall that the effective potential of the coarse-grained theory $V_{\text{eff}}^{\text{cg}}(Q_i)$ is related to the rate of escape from the region associated with the neighborhood of Q_i in the intrinsic manifold.

Since Δt is the typical resolution scale of the coarse-grained theory, $C_V V_{\text{eff}}^{\text{reg}}(Q) \Delta t$ in the right-hand-side of Eq. (14) must be of order 1.

Path probability in the graph representation

Equation (17) leads to a closed expression for the coarse-grained effective path action entering Eq. (1):

$$S(\mathbf{I}) = \sum_k w_{i_{k+1} i_k}, \quad (18)$$

where

$$w_{ij} \equiv C_T \frac{(Q_i - Q_j)^2}{4D\Delta t} + C_V V_{\text{eff}}^{\text{s}}(Q_i) \Delta t. \quad (19)$$

The exponent $e^{-w_{ij}}$ controls the probability of observing a transition between the regions I_i and I_j of the intrinsic manifold, in an elementary (coarse-grained) time step Δt . Since both terms at the exponent of Eq. (19) are of order 1, the probabilities of different paths remain finite and comparable. Further details about explicit evaluation of the weights w_{ij} in a realistic application are reported in the Appendix D. Here, we only emphasize that we fix the renormalization parameters C_T and C_V by imposing the condition that, following our above estimates, all w_{ij} should be of order 1. In practice, this is achieved by dividing each weight by the largest edge weight in the graph, i.e., $w_{ij} \rightarrow w_{ij}^R \equiv w_{ij}/w_{\text{max}}$.

II. TRANSITION PATH SAMPLING WITH A QUANTUM ANNEALING MACHINE.

Designing sampling algorithms exploiting quantum annealers has become a highly active research field, especially with applications to machine learning [47–51]. We leverage on this development by integrating sampling via a quantum annealer into our classical–hybrid scheme, in order to generate realistic ensembles of coarse-grained transition pathways **I**. To this end, we need to sample from the path distribution $e^{-S(\mathbf{I})}$. In principle, conventional stochastic algorithms on a classical computer could serve this purpose. However, their computational cost grows very rapidly with the number of configurations in the data set \mathcal{C} . Ultimately, classical Markov chain Monte Carlo path sampling algorithms are typically limited by long auto-correlation times in the chain. As we will show below, quantum computers can overcome this

limitation: in our approach each Monte Carlo step performed on D-Wave can generate a new uncorrelated transition path. Note that we do not require a fully fair sampling of the space of possible paths, which is one of the challenges in quantum-annealer based sampling [52–54]. Employing a suitable reweighting procedure, it is sufficient for our algorithm if the exploration of the accessible space is sufficiently broad.

A. Quantum encoding of the transition path sampling problem.

The first step to derive our path sampling algorithm consists in introducing a graph representation of the path probability density defined in Eq. (1). We identify each configuration in the data set \mathcal{C} with a node in the graph and define the topology of the graph so to ensure that connected neighboring nodes represent configurations that are both structurally and kinetically close (in Appendix D, we provide further details on how we enforce this condition in the application to alanine dipeptide). The weights w_{ij} of the edges in the graph are defined according to Eq. (19), thus ensuring that the sum of the weights along a given path \mathbf{I} on the graph yields the path functional $S(\mathbf{I})$ entering Eq. (1).

The undirected graph representation enables us to map the sampling problem to a quantum annealing one. To this end, we introduce two sets of binary variables, $\Gamma_i^{(1)}$ and $\Gamma_{ij}^{(2)}$, where i and j run over the ν vertexes in the graph. If $\Gamma_i^{(1)} = 1$ ($\Gamma_i^{(1)} = 0$), then the i -th node is (is not) visited by the transition path on the graph (see red line in Fig. 2(b)). $\Gamma_{ij}^{(2)}$ is always 0 if the i and j are not adjacent in the graph. If i and j are adjacent, then $\Gamma_{ij}^{(2)} = 1$ when the path contains the $i \rightarrow j$ or $j \rightarrow i$ transition. We are specifically interested in configurations of the binary variables in which the set of non-vanishing entries of $\Gamma_i^{(1)}$ and $\Gamma_{ij}^{(2)}$ form a topologically connected path, i.e., a continuous line starting from the given initial node and terminating in the chosen final node.

To sample path configurations according to $e^{-S(\mathbf{I})}$, let us consider the following classical Hamiltonian of the binary variables:

$$H = \alpha H_C + H_T. \quad (20)$$

H_C is the constraint Hamiltonian, a positive-definite function that is zero only if the entries of the binary variables satisfy the path topology, $H_C(\Gamma^{(1)}, \Gamma^{(2)}) = 0$. This condition can be fulfilled by choosing [55]

$$H_C = H_s + H_t + H_r, \quad (21)$$

where

$$H_s = - \left(\Gamma_s^{(1)} \right)^2 + \left(\Gamma_s^{(1)} - \sum_i \Gamma_{si}^{(2)} \right)^2, \quad (22)$$

$$H_t = - \left(\Gamma_t^{(1)} \right)^2 + \left(\Gamma_t^{(1)} - \sum_i \Gamma_{ti}^{(2)} \right)^2, \quad (23)$$

$$H_r = \sum_{j \neq s, t} \left(2\Gamma_j^{(1)} - \sum_i \Gamma_{ji}^{(2)} \right)^2. \quad (24)$$

In this formulation, H_s and H_t introduce the condition that the path should start from the initial node s and end in the final node t , while H_r imposes the flux conservation at the remaining nodes.

$H_T(\Gamma^{(2)})$ is the so-called target function, which reads $H_T = \sum_{ij} w_{ij} \Gamma_{ij}^{(2)}$ and whose physical interpretation is as follows. By definition, H_T yields the path action S whenever the configuration of the tensors $\Gamma^{(1)}$ and $\Gamma^{(2)}$ satisfy a path topology, that is, if $H_C(\Gamma^{(1)}, \Gamma^{(2)}) = 0$ and $\mathbf{I} = \mathbf{I}(\Gamma^{(1)}, \Gamma^{(2)})$ is the corresponding path, then $H_T(\Gamma^{(2)}) = S(\mathbf{I})$. The parameter α in Eq. (20) controls the relative strength of the constraint Hamiltonian, H_C . For $\alpha \gg 1$, all binary variables' configurations that violate the path topology correspond to very high excitations and are thus excluded from the sampling in the low-energy states that the quantum annealer performs.

Now, we are finally in a condition to tackle the problem of how to use a quantum annealer to sample path configurations with probability distribution $\propto e^{-S(\mathbf{I})}$. First, we use this machine to generate path-like binary variables' configurations according to a probability distribution that has a finite overlap with $e^{-S(\mathbf{I})}$. Then, a classical machine accepts or rejects the proposal, thus restoring the correct path probability distribution $e^{-S(\mathbf{I})}$ (see Fig. 1).

To implement this scheme, we switch to a generalized Ising Model formulation of our classical Hamiltonian, by means of a change of variables: $\sigma_i^z = 2\Gamma_i^{(1)} - 1$, $\sigma_{ij}^z = 2\Gamma_{ij}^{(2)} - 1$. Then, we promote the classical Eq. (20) to a quantum mechanical Hamiltonian \hat{H} , by substituting the classical Ising variables with Pauli z operators of a spin 1/2 algebra. Finally, the spin 1/2 states are encoded in the qubits of D-Wave.

In a standard quantum annealing process, the qubits are initialized in the ground-state of an easily solvable Hamiltonian [33–37], in our case

$$\hat{H}_{\text{in}} = -h_x \left(\sum_i \hat{\sigma}_i^x - \sum_{ij} \hat{\sigma}_{ij}^x \right), \quad (25)$$

where h_x is an arbitrary real constant. Then, the system is subjected to a time-dependent Hamiltonian

$$\hat{H}(t) = A(t) \hat{H}_{\text{in}} + B(t) \hat{H}, \quad (26)$$

with scheduling functions $A(t)$ and $B(t)$. These are chosen such that initially $A(0) = 1$ and $B(0) = 0$, while at the end of the protocol, i.e., at $t = t_{\text{sweep}}$, one has $A(t_{\text{sweep}}) = 0$ and $B(t_{\text{sweep}}) = 1$.

The spectrum of the quantum Hamiltonian \hat{H} comprises all possible energy states of the classical Hamiltonian H defined in Eq. (20). Therefore, as long as $\alpha \gg 1$, the low-lying eigenstates of \hat{H} represent path-like configurations \mathbf{I} and their eigenvalues coincide with the path action $S(\mathbf{I})$. For a closed system, the adiabatic theorem implies that if the sweep is performed sufficiently slowly as compared to the minimal energy gap ΔE , i.e., for $t_{\text{sweep}} \gg \hbar/\Delta E$, then the system remains in its instantaneous ground-state, thus reaching the lowest energy solution at the end of the sweeping process. In this ideal condition, the annealing process would systematically return the least action path $\bar{\mathbf{I}}$ [25]. Since the path probability in Langevin dynamics is given by $\sim e^{-S(\mathbf{I})}$, the least action path $\bar{\mathbf{I}}$ corresponds to the most probable transition path.

In realistic conditions, the probability of landing onto the ground-state remains < 1 , even in the limit of very long sweeping times. This is because the coupling of the quantum annealing device to its environment induces decoherence and thermal relaxation [56]. It has been suggested that this coupling can be exploited to sample classical Boltzmann distributions [57, 58]. However, in practice, the sampling can only be performed at some rescaled temperature that is very difficult to estimate *a priori* [58]. The reason is that, if the coupling $A(t)$ of the initial Hamiltonian H_{in} decays sufficiently fast, the thermal relaxation time may grow longer than the sweeping time t_{sweep} , and the relaxation process freezes at some time $t_f < t_{\text{sweep}}$. In this case, the distribution of final energy states would be close to a modified Boltzmann distribution $e^{-B(t_f)S(\mathbf{I})}$, where t_f is the freezing time. It should be emphasized, however, that the existing quantum annealing machines such as D-Wave, are very often employed in hybrid optimization schemes that combine classical and quantum annealing. In this case, we do not expect the path probability should correspond to a Boltzmann distribution. In the following, we only assume that there exists a regime of sweeping times for which the distribution of the paths generated by multiple hybrid energy minimization has a finite overlap with $e^{-S(\mathbf{I})}$.

A classical computer controlling a Metropolis scheme can exploit this overlap to yield the correct sampling of $e^{-S(\mathbf{I})}$ (Fig. 1). In general, this can be achieved by imposing the detailed balance condition $e^{-S(\mathbf{I})}T(\mathbf{I}'|\mathbf{I}) = e^{-S(\mathbf{I}')}T(\mathbf{I}|\mathbf{I}')$, where $T(\mathbf{I}'|\mathbf{I})$ is the transition probability from the path \mathbf{I} to the path \mathbf{I}' in the underlying stochastic process. We choose to generalize this dynamics to enable also the sweeping time t_{sweep} to vary along the Markov chain. We do so to ensure that D-Wave is mostly performing sweeps with a duration $t_{\text{sweep}} \sim t_0$, where t_0 is a tunable parameter representing a reasonable compromise between accuracy (slow sweeping) and efficiency (low consumption of quantum computing time). Upon enlarging the configuration space of the Monte Carlo dynamics to include t_{sweep} , the new detailed balance condition reads $\rho(\mathbf{I}, t_{\text{sweep}}) T(t'_{\text{sweep}}, \mathbf{I}'|t_{\text{sweep}}, \mathbf{I}) = \rho(\mathbf{I}', t'_{\text{sweep}}) T(t_{\text{sweep}}, \mathbf{I}|(t'_{\text{sweep}}, \mathbf{I}'))$, where $\rho(\mathbf{I}, t_{\text{sweep}})$ is the new equilibrium distribution. Our Monte Carlo dynamics must be defined in such a way to ensure that the equilibrium distribution is

$$\rho(t_{\text{sweep}}, \mathbf{I}) = p_0(t_{\text{sweep}}) \times e^{-S(\mathbf{I})}, \quad (27)$$

where $p_0(t_{\text{sweep}})$ is some arbitrary equilibrium distribution of the sweeping time, centered around t_0 . Following the standard procedure to obtain the Metropolis acceptance/rejection criterium, we write the transition probability as a product of a trial move probability $\tau(\mathbf{I}', t'_{\text{sweep}}|\mathbf{I}, t_{\text{sweep}})$ and a corresponding acceptance probability $a(\mathbf{I}', t'_{\text{sweep}}|\mathbf{I}, t_{\text{sweep}})$. Since the sweeping time is allowed to vary along the chain, we factorize the trial move probability as

$$\tau(\mathbf{I}', t'_{\text{sweep}}|\mathbf{I}, t_{\text{sweep}}) = P(t'_{\text{sweep}}|t_{\text{sweep}}) P(\mathbf{I}'|t'_{\text{sweep}}), \quad (28)$$

where $P(t'_{\text{sweep}}|t_{\text{sweep}})$ is the probability for the sweeping time to go from t_{sweep} to t'_{sweep} in a Monte Carlo step, while $P(\mathbf{I}|t_{\text{sweep}})$ is the probability that a quantum annealing calculation lasting a time t_{sweep} yields the path \mathbf{I} . Combining all terms together, we obtain the following Metropolis acceptance rule:

$$\min \left[1, \frac{p_0(t'_{\text{sweep}}) P(t_{\text{sweep}}|t'_{\text{sweep}})}{p_0(t_{\text{sweep}}) P(t'_{\text{sweep}}|t_{\text{sweep}})} \times \frac{P(\mathbf{I}|t_{\text{sweep}})}{P(\mathbf{I}'|t'_{\text{sweep}})} \times \frac{e^{-S(\mathbf{I}')}}{e^{-S(\mathbf{I})}} \right]. \quad (29)$$

In particular, in our simulations we chose to update t_{sweep} according to a Brownian dynamics with a harmonic drift term:

$$t_{\text{sweep}}^{i+1} = t_{\text{sweep}}^i - \delta tk(t_{\text{sweep}} - t_0) + \sqrt{2\delta t}\xi^i, \quad (30)$$

where ξ_i is a Gaussian distributed random variable of null mean and unitary variance and δt is an incremental sweeping time change.

The conditional probability $P(\mathbf{I}|t_{\text{sweep}})$ in Eq. (29) depends on the details of the quantum annealing machine and of the specific optimization algorithm. In general, computing $P(\mathbf{I}|t_{\text{sweep}})$ from a theoretical model of the annealing process can be very challenging. We overcome this problem and show how to estimate $P(\mathbf{I}|t_{\text{sweep}})$ by performing a moderate number of annealing processes, for each value of t_{sweep} . The spectrum of the target quantum Hamiltonian \hat{H} is expected to be non-degenerate, since the weights in the graph w_{ij} are in general all different. In addition, for large values of the parameter α in Eq. (20), all low-lying states satisfy the constraints set by H_C , and thus correspond to path-like configurations \mathbf{I} . Therefore, each low-lying eigenvalue E of the quantum Hamiltonian \hat{H} corresponds to the action of a single path, $E = S(\mathbf{I})$. Then, $P(\mathbf{I}|t_{\text{sweep}})$ can be directly inferred from a frequency histogram of the energies E obtained at the end of multiple annealing processes performed at fixed t_{sweep} , i.e., $P(\mathbf{I}|t_{\text{sweep}}) = P(E|t_{\text{sweep}})$. To minimize the consumption of quantum computing time, we can estimate $P(E|t_{\text{sweep}})$ by the lowest-order cumulant expansion as

$$P(\mathbf{I}|t_{\text{sweep}}) \simeq P(E|t_{\text{sweep}}) \simeq \frac{1}{\sqrt{2\pi}\Delta} e^{-\frac{(E(\mathbf{I})-\bar{E})^2}{2\Delta^2}}, \quad (31)$$

where \bar{E} and Δ , respectively, are the average and the standard deviation of the energy obtained by many annealing processes at fixed sweeping time t_{sweep} .

III. APPLICATION TO A MOLECULAR BENCHMARK SYSTEM.

To illustrate our hybrid classical/quantum Monte Carlo scheme sketched in Fig. 1, we apply it to simulate the $C_5 \rightarrow \alpha_R$ transition of alanine dipeptide. This standard benchmark system is sufficiently small to enable us to carry out the quantum computing calculations on the D-Wave.

First, we use iMapD and our effective Langevin theory to construct the graph representation of the dynamics on the intrinsic manifold of this peptide (details on the implementation of iMapD and the calculation of the weights w_{ij} for this molecular system are provided in the Appendix C and Appendix D). The results are shown in the Ramachandran plot reported in Fig. 3. The contour lines in the background represent the free energy surface, calculated from a frequency histogram of 1 μs of equilibrium MD at $T = 300$ K, generated using OpenMM [59], in the AMBER99SB force field with explicit TIP3P water [60]. The spatial resolution of our effective theory is determined by the number of configurations ν we keep to generate a sparse graph. With this choice, the average RMSD distance between neighbouring configurations in our network is $\delta_{\text{RMSD}} \simeq 0.5$ nm. Then, $\sigma \simeq \delta_{\text{RMSD}}\sqrt{N_a}$, where $N_a = 22$ is the number of atoms in our molecule. The time scale $\Delta t \simeq 1$ ps is estimated from the short MD simulations run during the iMapD exploration, measuring the time it takes the system to travel a distance $\sim \sigma$.

To implement our hybrid classical/quantum Monte Carlo scheme, we encode the quantum Hamiltonian \hat{H} defined by the graph using the Ocean suite, operating on the D-Wave. Encoding our system on D-Wave requires 578 qubits, given by the sum of the number of nodes and edges of our network. To generate trial paths, we rely on the hybrid solver available on Leap, which combines quantum annealing with classical simulating annealing. In this case, t_{sweep} is identified with the total quantum and classical computing time employed by the solver. We estimate the resulting conditional probability $P(\mathbf{I}|t_{\text{sweep}})$ entering Eq. (29) by means of a direct calculation on D-Wave (I), using Eq. (31). In Fig. 4, we report the average value of the energy \bar{E} and its standard deviation Δ , entering Eq. (31).

We initiated three independent Markov chains from arbitrary paths generated by a quantum annealing process at $t_{\text{sweep}} = 180$ s, 30 s, and 240 s, corresponding to about 8.6 s, 1.4 s and 11.4 s of quantum annealing time, respectively (details on how we determine the initial and final nodes are outlined in the Appendix D). We evolved t_{sweep} according to Eq. (30) with $k = 2 \times 10^{-4} \text{ s}^{-1}$ and $t_0 = 150$ s and then accepted or rejected the new paths according to Eq. (29). The parameter determining the relative strength of the constraint and target Hamiltonians was set to $\alpha = \sum_{ij} w_{ij}$. With this choice, on average, over 60% of the annealing sweeps led to configurations of binary variables $\Gamma^{(1)}$ and $\Gamma^{(2)}$ with a correct path topology (II), thus providing viable trial transition paths.

In Fig. 5, we show the change in path action S (left panel) and the hybrid minimization time t_{sweep} (right panel), along our three Markov chains. As these results show, the Monte Carlo algorithm occasionally accepts trial moves with a higher action. They also show that longer annealing times do not always yield paths with lower actions. This is expected, since the $P(E|t_{\text{sweep}})$ distributions have significant overlap, as it can be inferred from Fig. 4.

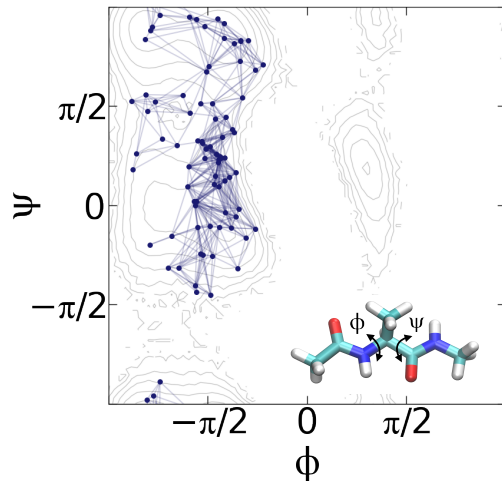


Figure 3: Network of configurations plotted on the Ramachandran plot defined by the dihedral angles ϕ and ψ of alanine dipeptide. Nodes correspond to molecular configurations derived using iMapD exploration, and edges connect configurations that are kinetically and structurally close. The number of nodes and edges are $\nu = 83$ and $|\mathcal{E}| = 495$, respectively. The background shows isolines of the free energy estimated from an equilibrium MD simulation, plotted every 3 kJ/mol.

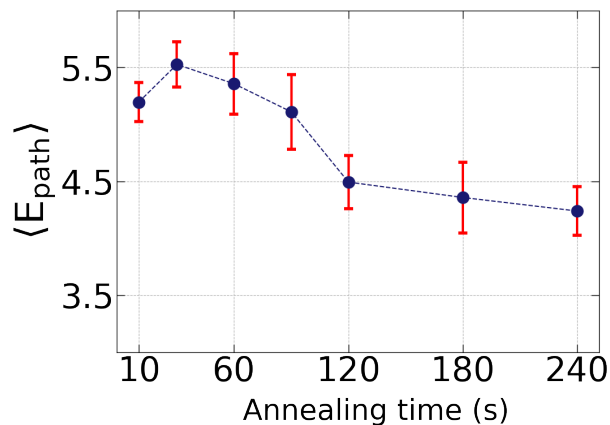


Figure 4: Average value and standard error of the mean of the energy E obtained by multiple quantum annealing processes at fixed values of t_{sweep} . These results are used to estimate $P(E|t_{\text{sweep}})$ to lowest order in the cumulant expansion approximation (I).

The transition paths generated by our TPS scheme are consistent with the free energy landscape produced by equilibrium MD. Figure 6(a) shows the first and last accepted transition paths of one of the generated Markov chains. Both paths correctly connect the two meta-stable states, navigate the low-free energy regions of the surface, and cross the barrier at its lowest point.

The transition paths explore a region around the most probable path ([41, 42, 61]), which in Fig. 6(b) is shown based on calculations on a classical computer using the Dijkstra algorithm [62]. Figure 6(b) also reports how often the sampled transition paths pass the nodes of the network, i.e., the statistical weight of the corresponding configuration in the transition path ensemble. All transition paths go through the transition state. However, due to the presence of fluctuations, a finite probability is obtained also at configurations with relatively high free energy. The deterministic Dijkstra algorithm can only detect the global minimum of the functional $S(\mathbf{I})$. In contrast, our TPS algorithm accounts for fluctuations that lead to the full transition path ensemble.

The main advantage of our hybrid classical/quantum scheme is that it allows us to efficiently obtain independent transition paths. Indeed, we expect that the only source of correlation should be that introduced by the Markovian

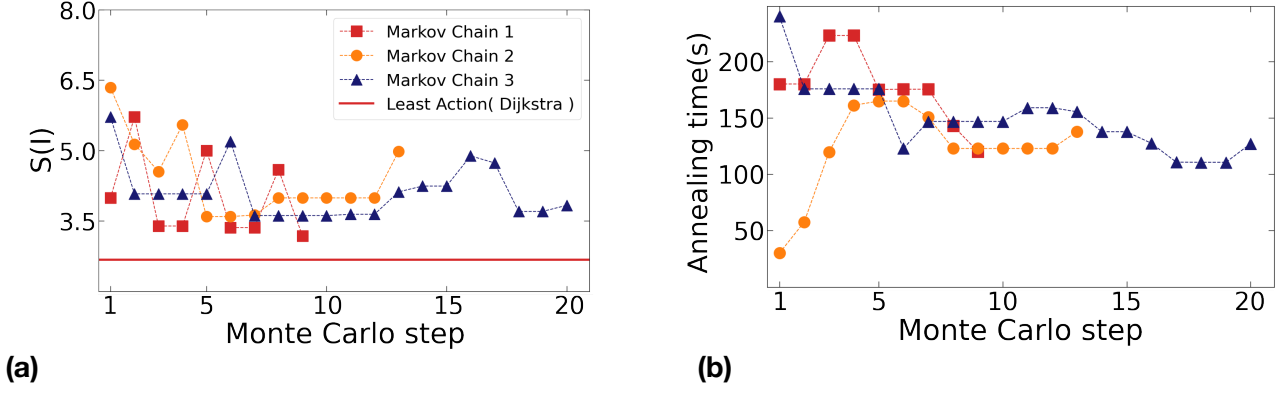


Figure 5: Evolution of the path action $S(\mathbf{I})$ (a) and annealing time t_{sweep} (b) along the Monte Carlo paths generated using the hybrid classical/quantum annealing implemented on D-Wave.

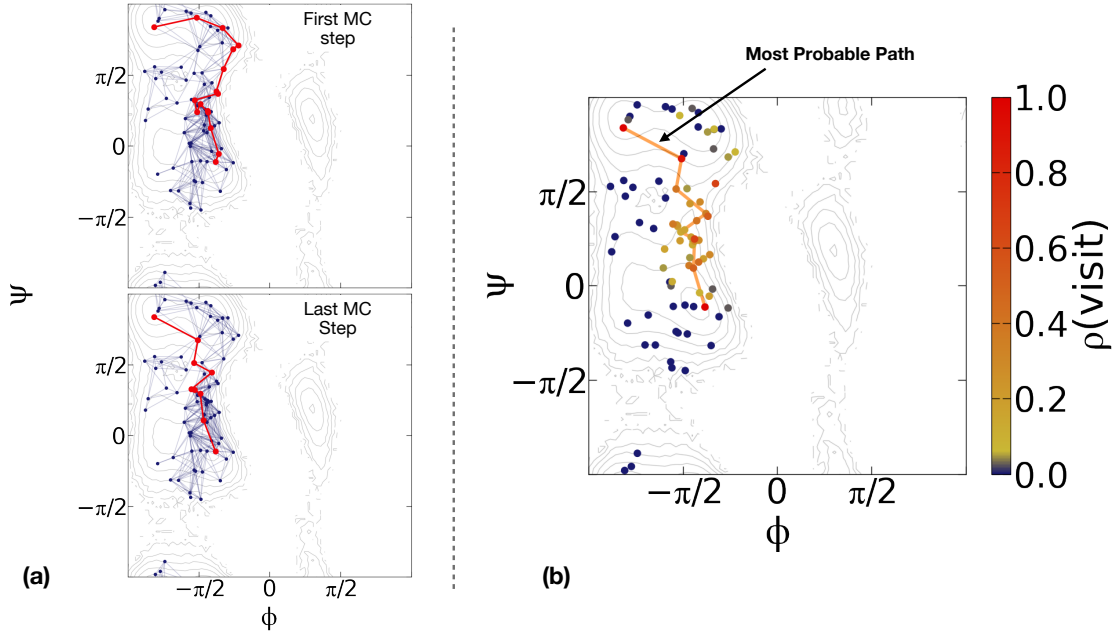


Figure 6: (a) Transition pathways for the $C_5 \rightarrow \alpha_R$ transition of alanine dipeptide obtained from our Monte Carlo scheme. The red line denotes the first (top) and last (bottom) trajectory in a Markov chain. The points in the Ramachandran plots are obtained from projecting the configurations generated with iMapD. In the background is the free energy surface calculated from $1 \mu\text{s}$ of plain MD. (b) Transition path density on the Ramachandran plane, evaluated for the ensemble of trajectories calculated with our Monte Carlo scheme. The solid orange line is the most probable path, obtained using the Dijkstra algorithm [62] on a classical computer.

stochastic evolution of the minimization time t_{sweep} (Eq. (30)). To quantify the degree of decorrelation in the ensemble of trajectories sampled in three Markov chains, we consider the auto-correlation function

$$G(N) = \frac{1}{N_{\text{MC}}} \sum_{k=1}^{N_{\text{MC}}} \left[\left\langle \frac{1}{|\mathcal{E}|} \sum_{i<j} \Gamma_{ij}^{(2)}(k+N) \Gamma_{ij}^{(2)}(k) \right\rangle - \left\langle \frac{1}{|\mathcal{E}|} \sum_{i<j} \Gamma_{ij}^{(2)}(k+N) \right\rangle \left\langle \frac{1}{|\mathcal{E}|} \sum_{i<j} \Gamma_{ij}^{(2)}(k) \right\rangle \right]. \quad (32)$$

In this equation, the $\Gamma^{(2)}(k)$ represent the collection of all binary link variables generated at the k -th Monte Carlo step and we are implicitly assuming periodic boundary conditions, i.e., $\Gamma_{ij}^{(2)}(N_{\text{MC}} + 1) = \Gamma^{(2)}(1)_{ij}$. Here, N_{MC} is the number of Monte Carlo steps, \sum' denotes a summation restricted to the ϵ pairs of indexes i and j that label topologically adjacent sites in the graph and $|\mathcal{E}|$ denotes the number of edges present in the graph. Finally, N is

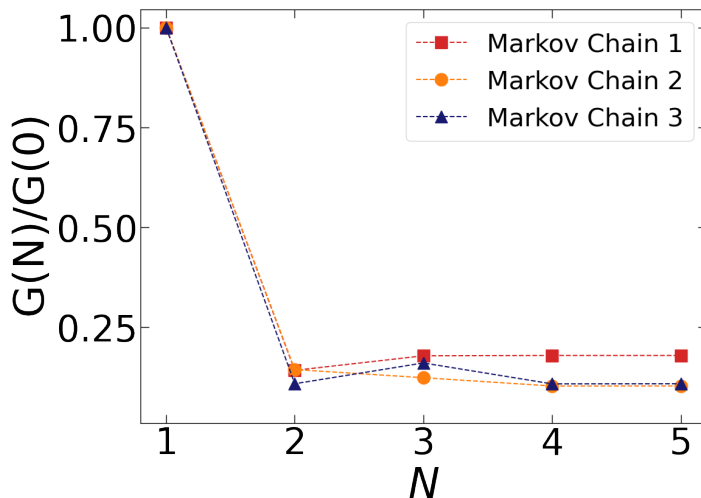


Figure 7: The ratio of auto-correlation function $G(N)/G(0)$ (see Eq. (32)) plotted as a function of Monte Carlo steps N for three independent Markov chains.

the distance in the Monte Carlo chain. The average $\langle \cdot \rangle$ is intended over many Monte Carlo trajectories. In practice, however, the computing time that was available to us on the D-Wave quantum computer was sufficient to generate only 3 Monte Carlo trajectories. Since such a limited statistics does not allow us to estimate the averages in Eq. (32), in Fig. 7 we plot the behaviour of $G(N)$ (evaluated relatively to its initial value $G(0)$) for each independent Markov chain. These results clearly indicate that the correlation in the link binary variables is strongly suppressed after just a single Monte Carlo step.

IV. CONCLUSIONS

In this work, we have established a novel computational framework to sample the transition path ensemble of molecular conformational transitions, which integrates a ML driven exploration with a hybrid Monte Carlo scheme that exploits the potential of QC. We have used the iMapD algorithm [32] to achieve an uncharted exploration of the molecular intrinsic manifold, without introducing any choice of CV, nor biasing force. These data enabled us to build a coarse-grained representation of the dynamics directly on the intrinsic manifold. To construct this low-resolution theory, we adapted regularization and renormalization methods that were originally developed within the context of high energy physics [40], and which may also be useful in other applications in soft-condensed matter and biophysics [63, 64]. We then encoded the path sampling problem in a form that enabled us to use a D-Wave quantum annealer to generate uncorrelated trial transition paths, thus enhancing the exploration of the transition path ensemble. Finally, by using the Metropolis criterion in Eq. (29), we made sure to account for each trajectory with its correct statistical weight in the transition path ensemble.

The algorithm we presented here is designed to sample the full transition path ensemble. This achievement represents a crucial advancement with respect to previous attempts to compute the most probable transition paths on a quantum computer [25]. The transition path ensemble is often heterogeneous, displaying several alternative transition channels, corresponding to alternative molecular mechanisms. Even though in the proof-of-concept we discussed here we restricted our sampling to 23 transition paths, in general the number of trajectories is only limited by the available computational resources.

While significant effort has been made towards designing quantum algorithms for quantum many-body problems [19–24, 65–69], only a few applications of quantum computing to classical molecular sampling problems have been reported to date [25, 26, 70–72]. Most of these attempts assume a simplified molecular representation, among which lattice discretization [26, 70, 71]. Unlike the method developed in [25], which was designed to return only the most probable path, here we sample the full transition path ensemble. In addition, we do not introduce any unphysical biasing force nor a choice of CVs to accelerate the exploration of configuration space. Finally, to the best of our knowledge, the present calculation represents the first successful application of a quantum computing machine to characterize a molecular transition using a state-of-the-art atomistic force field.

With the present quantum encoding, the size of the molecular systems that can presently be investigated is limited

by the relatively small number of qubits that are available on the existing quantum annealing machines. The characterization of transitions with a comparable level of spatio-temporal resolution of much larger molecules (for example, the folding of a small protein) typically requires to generate $10^3 - 10^4$ points on the intrinsic manifold [25]. In this case, implementing our scheme on a quantum computer would require a number of qubits more than one order of magnitude larger than that of the most powerful existing quantum annealing device. However, if the size of quantum computing hardware continues to grow in size and performance according to the present exponential rate [27–29], we may hope this threshold to be reached within the foreseeable future. Once quantum annealing machines with order of 10^5 qubits become available, we envision our scheme to provide a powerful new paradigm for simulating complex molecular transitions without any need of prior knowledge, with great potential for applications in biophysics and material science.

ACKNOWLEDGMENTS

We acknowledge important discussions with L. Tubiana and A. Roggero. R.C. acknowledges the support of the Frankfurt Institute for Advanced Studies and the LOEWE Center for Multiscale Modelling in Life Sciences of the state of Hesse. P.H. acknowledges support by the ERC Starting Grant StrEnQTh (project ID 804305), the Google Research Scholar Award ProGauge, Provincia Autonoma di Trento, and Q@TN — Quantum Science and Technology in Trento.

Appendix A: Details of the the intrinsic manifold exploration

We start by performing short unbiased sampling in each meta-stable state. Here, we assume that the interesting meta-stable states are known and that representative structures are available, as it is often the case. Each local sampling returns a set of M configurations $\mathcal{C} = \{Q_1, \dots, Q_M\}$, with $\dim(Q_i) = 3N_a$. We identify the boundary of \mathcal{C} in the low-dimensional intrinsic manifold defined by diffusion maps [39]. For each couple of configurations Q_i and Q_j , we calculate the pairwise root-mean-square-deviation (RMSD) on all non-hydrogen atoms after removing global translations and rotations, and use it as a metric, $d_{ij} = \min \text{RMSD}(Q_i, Q_j)$. We then construct a transition matrix by calculating

$$P_{ij} = C e^{-d_{ij}^2/\epsilon^2}, \quad (\text{A1})$$

where ϵ is a distance threshold that defines a notion of neighbourhood in the configuration space, here defined as $\epsilon = \sigma(d_{ij}) - \Delta\sigma(d_{ij})$, where σ is the average of the pairwise distances, and $\Delta\sigma$ its standard deviation. We use here a Guassian kernel, which is a popular choice, but other choices are possible [39], C provides a normalization such that the sum along each row of P_{ij} is one. Solving the eigenvalue problem for P_{ij} , we obtain eigenvalues λ_k and eigenvectors ψ_k , where $k = 0, \dots, M - 1$. A projection of the high-dimensional data \mathcal{C} onto a $n \ll N$ low-dimensional embedding $\mathbf{z} = \{z_1, \dots, z_M\}$ is established via the components of n dominant eigenvectors [39], i.e., each Q_i gets mapped into $z_i = \{\psi_1(i), \dots, \psi_n(i)\}$, where $\psi_k(i)$ is the i -th component of eigenvector ψ_k . We identify points on the boundary of \mathcal{C} , the set of which we denote \mathcal{C}^B , as those defining a convex hull containing the low-dimensional embedding \mathbf{z} .

We then generate new configurations in the unexplored regions by “shooting” beyond the boundary of the known configurations space. For each point Q_i^B in \mathcal{C}^B , we first identify the set of nearest neighbours within a given distance $\delta = \sigma(d_{ij}) - \Delta\sigma(d_{ij})$. For each such set, we calculate the projections of all points in the principal component analysis (PCA) representation, i.e., $q_i = Q_i \mathbf{V}$, where lower case indicates a sample projected on the principal components, upper case in the configuration space, and \mathbf{V} is a matrix containing the PCA loadings [32]. For every point on the boundary and its neighborhood, we generate a new unexplored configuration beyond the boundary with

$$q_{\text{new}} = q_b - q_c + c \frac{q_b - q_c}{|q_b - q_c|}. \quad (\text{A2})$$

Here, q_{new} , q_b , and q_c are respectively coordinates in the principal component projection for the new data point, boundary point, and the center of mass of the neighboring set without including the boundary point. The constant $c > 0$, which is adjusted heuristically, controls how far away beyond the boundary we generate new configurations. Finally, we retrieve the Cartesian coordinates of the new configuration with $Q_{\text{new}} = q_{\text{new}} \mathbf{V}^T + Q_c$.

The exploration proceeds iterating between two steps: generating new configurations beyond the boundary and starting short rounds of unbiased sampling from these configurations. At every step i , we generate one new configuration for every point on the boundary of the data set of all configurations sampled up to step $i - 1$. We then merge together all configurations sampled up to step i and identify a new boundary, which is then used in the $i + 1$ -th iteration.

Appendix B: Regularization of $\langle Q_{n+1} | e^{-\frac{1}{\hbar_{\text{eff}}} \hat{H}_{\text{eff}} \Delta t} | Q_n \rangle$

In this Appendix, we derive the regularized expression for the elementary propagator. Following the standard derivation of Feynman's path-integral, we first split kinetic and potential contributions:

$$\langle Q_{n+1} | e^{-\frac{\Delta t}{\hbar_{\text{eff}}} \hat{H}_{\text{eff}}} | Q_n \rangle_{\text{reg}} = \int dz \langle Q_{n+1} | e^{-\frac{\Delta t}{\hbar_{\text{eff}}} \hat{T}_{\text{eff}}} | z \rangle_{\text{reg}} \langle z | e^{-\frac{\Delta t}{\hbar_{\text{eff}}} \hat{V}_{\text{eff}}} | Q_n \rangle_{\text{reg}}, \quad (\text{B1})$$

where we inserted the regularized resolution of the identity $1 = \int dz |z\rangle_{\text{reg}} \langle z|$. Let us first compute the kinetic energy term:

$$\langle Q_{n+1} | e^{-\frac{\Delta t}{\hbar_{\text{eff}}} \hat{T}_{\text{eff}}} | z \rangle_{\text{reg}} = \int \frac{d^{3N} P}{(2\pi\hbar_{\text{eff}})^{3N}} e^{\frac{i}{\hbar_{\text{eff}}} P(x_{i+n}-z)} e^{-\frac{P^2 \Delta t}{2m\hbar_{\text{eff}}}} \left(1 + \frac{m\sigma^2}{\Delta t \hbar_{\text{eff}}}\right) = \mathcal{N} e^{-\alpha \frac{m(Q_{n+1}-z)^2}{2\hbar_{\text{eff}} \Delta t}}, \quad (\text{B2})$$

where $\alpha = \frac{1}{\left(1 + \frac{m\sigma^2}{\Delta t \hbar_{\text{eff}}}\right)}$ and \mathcal{N} is an irrelevant normalization constant.

We now discuss the regularized expression for the term containing the effective potential. Assuming sufficiently small Δt , we can evaluate the matrix element $\langle z | e^{-\frac{\Delta t}{\hbar_{\text{eff}}} \hat{V}_{\text{eff}}(Q)} | Q_n \rangle_{\text{reg}}$ by expanding to leading order the exponent. A straightforward calculation yields:

$$\langle z | e^{-\frac{\Delta t}{\hbar_{\text{eff}}} \hat{V}_{\text{eff}}} | Q_n \rangle_{\text{reg}} \simeq e^{-\frac{\Delta t}{\hbar_{\text{eff}}} V_{\text{eff}}^{\text{reg}}(Q_n)} \delta_{\sigma}(z - Q_n), \quad (\text{B3})$$

where

$$V_{\text{eff}}^{\text{reg}}(Q) = \int \frac{d^{3N} P}{(2\pi\hbar_{\text{eff}})^{3N}} e^{\frac{i}{\hbar_{\text{eff}}} P \cdot Q} e^{-\frac{P^2 \sigma^2}{2\hbar_{\text{eff}}^2}} \tilde{V}_{\text{eff}}(P) \quad (\text{B4})$$

is the regularized effective potential.

Appendix C: Fast exploration of alanine dipeptide's configuration space

1. Exploring the intrinsic manifold

We start by sampling from two metastable states of alanine dipeptide in OpenMM. One starting from C_5 region at the top left corner of Fig. 8, and from α_R in the vicinity of $(\phi = -75, \psi = -20)$. After this initial sampling, we evaluate

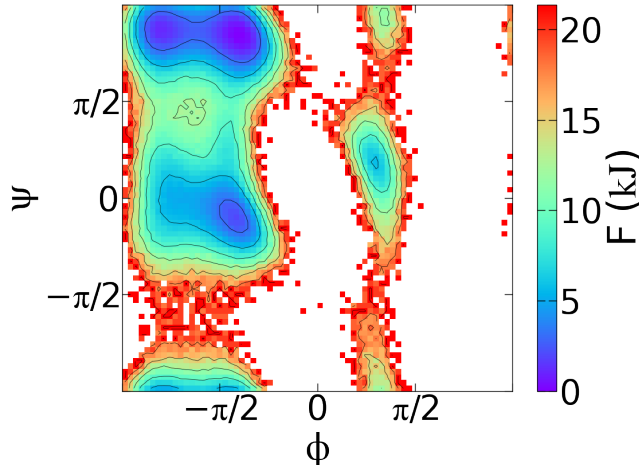


Figure 8: Free energy Landscape of alanine dipeptide, projected onto its two main dihedral angles. This figure was generated by simulating alanine dipeptide for 1 μs at $T = 300$ K, and in explicit TIP3P water. Contour lines are drawn every 3 kJ.

the diffusion map (DMAP) for each set of configurations separately to obtain a low-dimensional representation of the

sampled configurations. We then identify the boundary in this representation, to initialize new simulations beyond the region that has already been sampled. We measure the pairwise distance between configurations by using the RMSD calculated on all non-hydrogen atoms after having removed global translations and rotations. The exploration proceeds by initiating unbiased sampling from each new configurations and then merging all the new data to the previous. By iterating over DMAP evaluation at every step, finding new configurations, and sampling we populate the transition region between C_5 and α_R .

We eventually terminate the iterations when the configurations explored starting from the two initial metastable state overlap, i.e. when at least two configurations have RMSD closer than 0.3 nm (Fig. 9(a)).

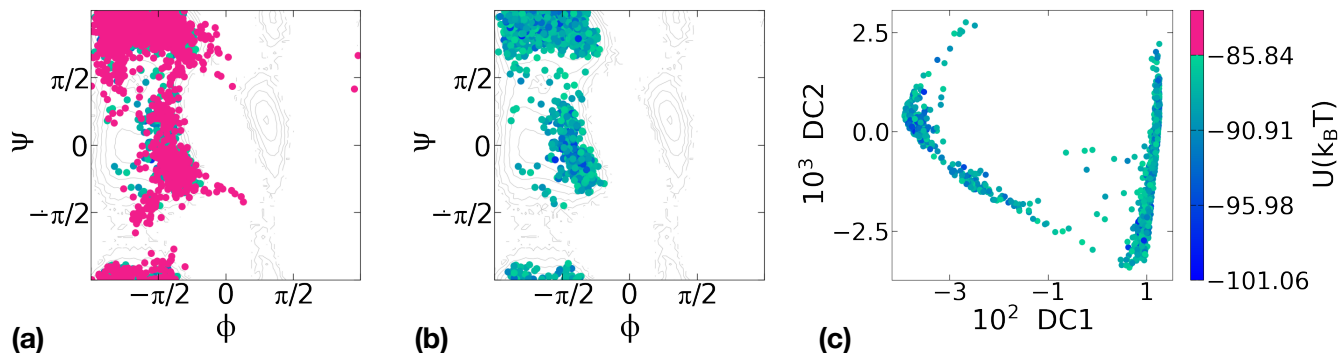


Figure 9: a) Final result of the exploration with iMapD. b) We further remove those points with higher potential energy than the median ($\approx 85.84 k_B T$), shown as dark pink color. c) DMAP embedding of points whose potential is below median, shown as a function of the first two diffusion coordinates (DCs).

2. Simulation details

In all simulations, the molecule was placed in a square box with 2.85 nm base vector, solvated with the TIP3P water model using AMBER99SB forcefield [60]. We energy-minimized the initial configuration using L-BFGS algorithm implemented in OpenMM [59], with tolerance of 500 kJ. Simulations were performed at a temperature $T = 300$ K, using a Langevin integrator with friction coefficient $\gamma = 91$ ps $^{-1}$ and timesteps of $\Delta t = 2$ fs. The initial sampling bursts in the two metastable states were 200 ps long starting in C_5 state and 20 ps for α_R . All following runs were 1 ps long.

Appendix D: Graph Representation of the coarse-grained dynamics for alanine dipeptide

1. Data Reduction and Identification of the Nodes in the Graph

Successive rounds of explorations carpeted the transition region between the basins associated with the α_R and C_5 states. The number of sampled configurations needed to be reduced to obtain a sparser transition network compatible with the D-Wave quantum annealer. We first removed all configurations having a potential energy higher than the median value $85.84 k_B T$ (Fig. 9(b)). Secondly, we calculated the DMAP of all remaining samples and projected them on the first two diffusion coordinates (DCs), obtaining a set of points $\mathcal{C} = \{z_i\}$ (Fig. 9(c)). We then proceeded by identifying the two configurations in \mathcal{C} with minimum RMSD distance from the initial configurations lying in two basins C_5 (denoted by Q_A) and α (denoted by Q_B). Starting from Q_A (z_A in DCs), we kept the nearest point z_{k1} satisfying $D_{\text{diff}}(z_{k1}, z_A) > D_{\text{diff}}^{\text{thresh}}$, and removed all the configurations with lower D_{diff} from \mathcal{C} . Here D_{diff} (diffusion distance) is the Euclidean distance between points in DMAP space, defined here as the plane spanned by the two diffusion coordinates $DC1$ and $DC2$. We used $D_{\text{diff}}^{\text{thresh}} = 7.5 \times 10^{-4}$ inspecting the histogram of nearest-neighbour pairwise diffusion distances among the points in \mathcal{C} , Fig 10(a). This value ensures that for any configuration in the original data set only one representative is kept, and henceforth their nearest neighbors based on D_{diff} —considered kinetically similar—are removed. We continued by applying the same procedure between remaining configurations in \mathcal{C} and z_{k1} , and therefore identifying z_{k2} . We iterated over this step until there was no remaining element in \mathcal{C} . Finally, we appended back z_B to \mathcal{C} (in case it was removed in previous iterations) to obtain a reduced version of our

data set containing 83 points that approximately span uniformly the DMAP embedding of the transition between the two metastable states (Fig. 10(b)-(c)).

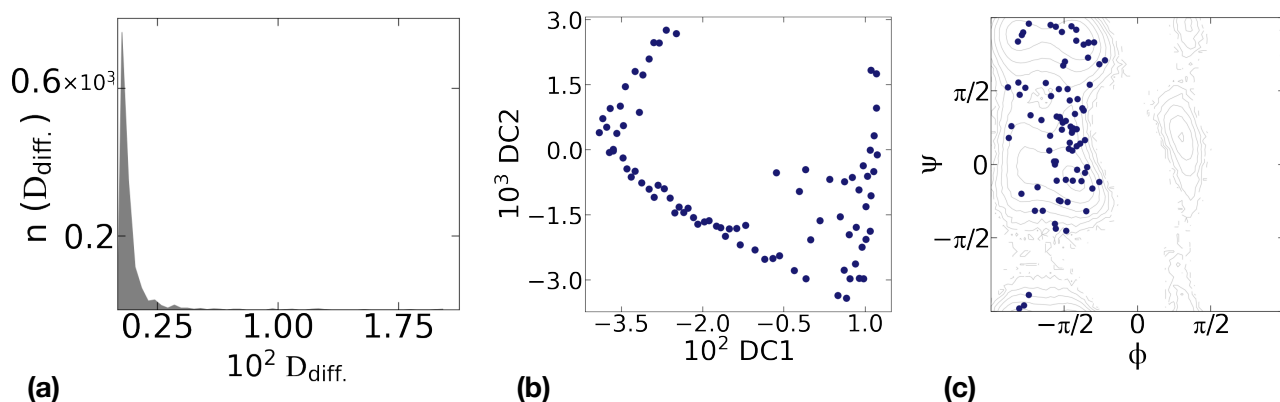


Figure 10: Sub-sampling explored configurations in a kinetically uniform way a) D_{diff} histogram for nearest neighbors. $D_{\text{diff}}^{\text{thresh}} = 7.5 \times 10^{-4}$ contains $> 98\%$ of nearest neighbor pairwise distances. Reduced data projected on b) the first two DCs and c) Ramachandran plot.

2. Building the Graph

The next step required to build a graph having as nodes the sparse set of configurations $\mathcal{C}_{\text{reduced}}$. In this graph, only nodes that correspond to configurations that are kinetically and structurally close should be connected. We used two criteria to insure this condition. Two nodes should be connected if their diffusion distance is smaller than 0.01 and their RMSD closer than 0.5 nm. Both thresholds were chosen heuristically from the histogram of pairwise diffusion distances and RMSD calculated on the set of configurations generated by iMapD (Fig. 11).

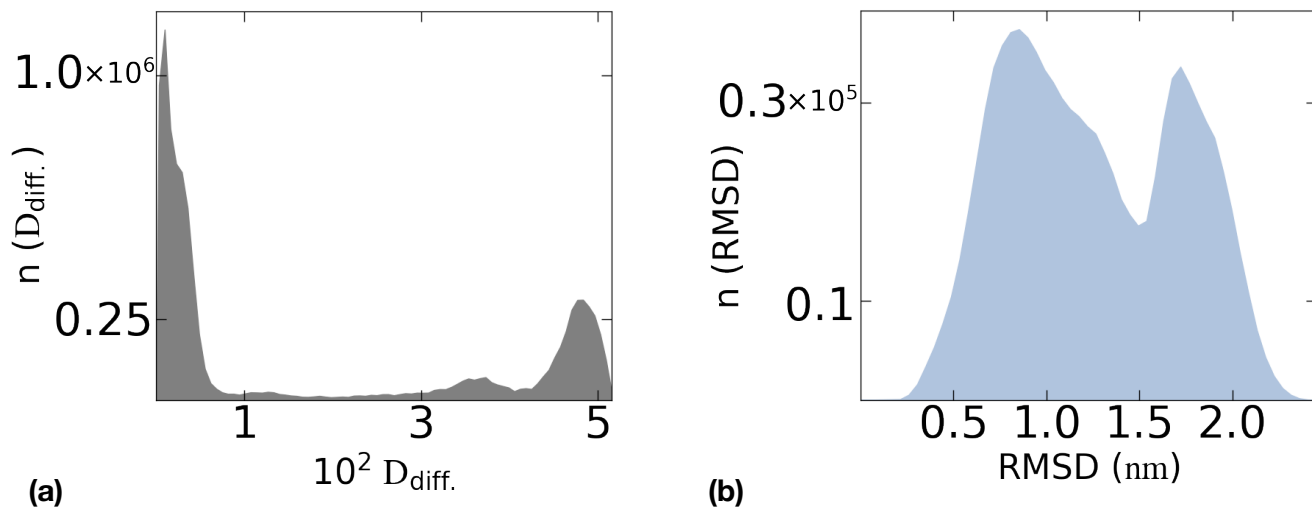


Figure 11: a) Histogram of pairwise D_{diff} b) and of pairwise RMSD calculated on all configurations sampled by iMapD.

3. Details on the Calculation of the Graph Weights w_{ij}

Eq. (19) provides a suitable definition of the graph weights w_{ij} that explicitly depends on the time resolution Δt of our coarse-grained representation of the dynamics.

An alternative way of fixing a time resolution is to consider the Laplace transform of the elementary propagator,

$$G(Q_f, s|Q_i) = \int_0^\infty d\tau e^{-s\tau} K(Q_f, \tau|Q_i, 0). \quad (\text{D1})$$

In this expression, the time resolution is determined by the inverse of the frequency cut-off scale s . We adopted this regularization prescription in our illustrative application to alanine dipeptide.

To evaluate the elementary propagator in Laplace space, we resorted to the so-called Dominant Reaction Pathway (DRP) formalism [42, 61], that originates from analyzing the path integral expression of the Feynman propagator $K(Q_f, t|Q_i, 0)$ in saddle-point approximation.

The saddle-point condition yields a Newton-type equation of motion for the most statistically relevant trajectory $\bar{Q}(\tau)$,

$$m\ddot{\bar{Q}} = \nabla V_{\text{eff}}(\bar{Q}), \quad (\text{D2})$$

where $\bar{Q}(\tau)$ obeys the boundary conditions $\bar{Q}(t) = Q_j$ and $\bar{Q}(0) = Q_i$.

Eq. (D2) implies the conservation of the effective energy

$$E_{\text{eff}} = \frac{\dot{Q}^2}{2}m - V_{\text{eff}}^{\text{reg}}(Q) \quad (\text{D3})$$

along the most probable path, $\bar{Q}(\tau)$.

Using the conservation of E_{eff} and recalling the definition $\hbar_{\text{eff}} = 2\frac{k_B T}{\gamma}$, the Feynman path integral is expressed as

$$P(Q_f, t|Q_i) \simeq \mathcal{N} e^{-\frac{1}{2k_B T}(U(Q_f) - U(Q_i))} e^{\frac{\gamma}{2k_B T}(E_{\text{eff}}t - S_{HJ}[\bar{Q}])}, \quad (\text{D4})$$

where \mathcal{N} is an irrelevant normalization factor, $S_{HJ}[\bar{Q}]$ is the so-called Hamilton-Jacobi (HJ) functional,

$$S_{HJ}[Q] = \int_{Q_i}^{Q_f} dl \sqrt{2m(E_{\text{eff}} + V_{\text{eff}}[\bar{Q}(l)])}, \quad (\text{D5})$$

and dl is the Euclidean distance travelled along the saddle-point trajectory \bar{Q} .

Using expression, Eq. (D4), and recalling that $st \gg 1$, the Laplace time integral, Eq. (D1), finally becomes:

$$G(Q_f, s|Q_i) = \mathcal{N} e^{-\frac{1}{2k_B T}(U(Q_f) - U(Q_i))} e^{-\frac{\gamma}{2k_B T} \int_{Q_i}^{Q_f} dl \sqrt{2m(s + V_{\text{eff}}[\bar{Q}(l)])}}. \quad (\text{D6})$$

We note that the exponential pre-factor can be ignored when comparing the probability density of transition paths connecting the same initial and final configuration. Therefore, in the graph representation, we can retain only the second exponent.

Eq. (D6) can be used to obtain the weights of the links in our coarse-grained graph representation of the Langevin dynamics. To this goal, the effective potential should be regularized, i.e. replaced by $V_{\text{eff}}^{\text{reg}}(Q) = C_V V_{\text{eff}}^s(Q)$. We obtain

$$w_{ij} = \frac{|Q_i - Q_j|}{2\sqrt{D}} (L_i + L_j), \quad L_i = \sqrt{V_{\text{eff}}^{\text{reg}}(Q_i) + s_0} \quad (\text{D7})$$

where $D = k_B T / (m\gamma)$ is the diffusion coefficient. This definition ensures that the weighted sum $S(\mathbf{I}) = \sum_{n=1}^{N-1} w_{i_n, i_{n+1}}$ provides a discretized representation of the HJ functional along the path $\mathbf{I} = (i_1, \dots, i_N)$.

An advantage of the frequency regularization (relative to the conventional time regularization) is that the resulting expression for w_{ij} depends on the Hamilton-Jacobi functional, which is defined in terms of structural distances Δl between configurations. The convenience of this discretization arises from the fact that there is no gap in the internal distance scales of molecular systems.

[1] R. O. Dror, R. M. Dirks, J. Grossman, H. Xu, and D. E. Shaw, Biomolecular simulation: A computational microscope for molecular biology, *Annual Review of Biophysics* **41**, 429 (2012).

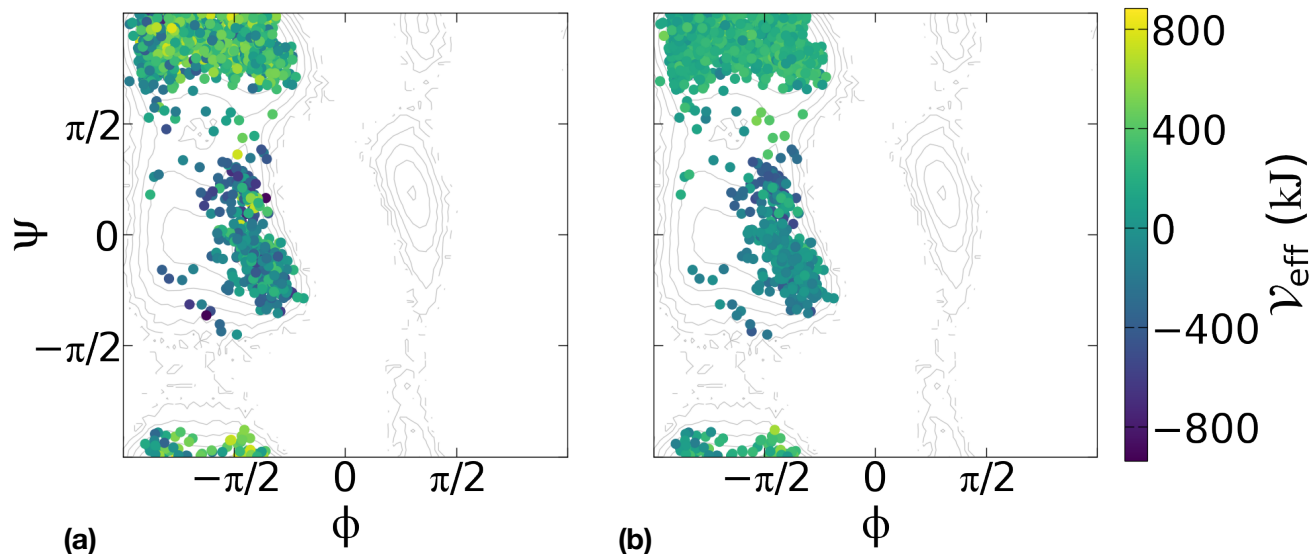


Figure 12: a) The original V_{eff} and b) filtered version. In order to filter V_{eff} after Fourier transforming its time-series, we introduced a symmetrical window on the frequencies that removed high frequency modes. We then performed an averaging procedure based on embedding of configurations on first two DCs. Therefore, we obtained a less fluctuating version of V_{eff} .

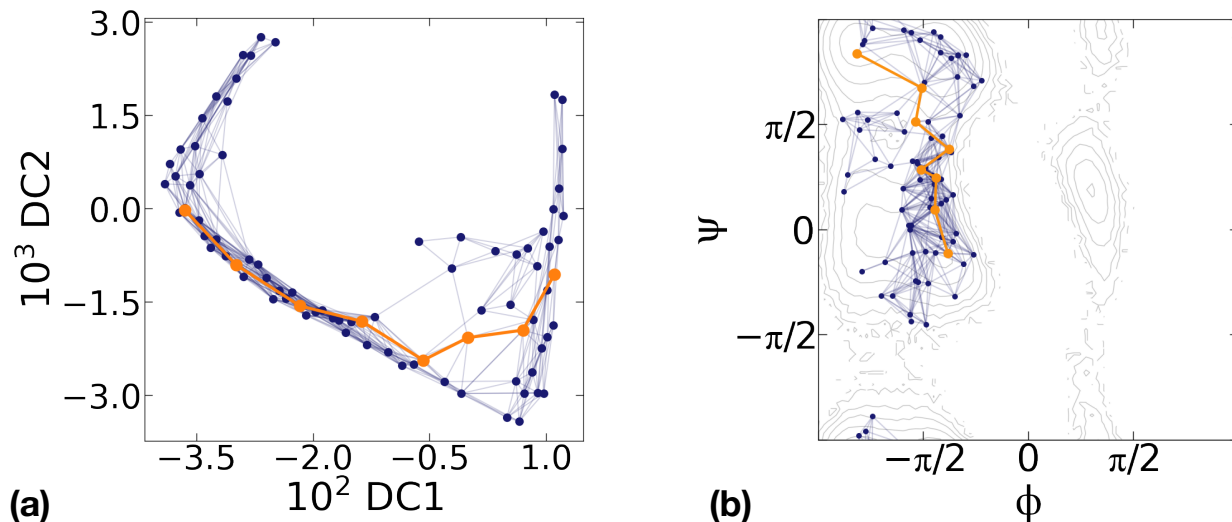


Figure 13: The network and most probable path, calculated via Dijkstra algorithm, in (a) DMAP embedding and (b) Ramachandran plot.

Num. of attempts	Correct topology	Wrong topology	Success rate
117	69	48	0.59

Table I: Summary of the transition path generation on D-Wave to calculate the histogram reported in Fig. 4.

[2] B. Peters, Reaction rate theory and rare events (Elsevier, 2017).

[3] Y. I. Yang, Q. Shao, J. Zhang, L. Yang, and Y. Q. Gao, Enhanced sampling in molecular dynamics, *The Journal of Chemical Physics* **151**, 070902 (2019).

	Monte Carlo steps	Accepted paths	Wrong topology	Rejected paths
Markov chain 1	9	7	0	2
Markov chain 2	13	8	2	3
Markov chain 3	20	10	4	6

Table II: Summary of the Markov chains sampling process on D-Wave.

- [4] A. Laio and M. Parrinello, Escaping free-energy minima, *Proceedings of the National Academy of Sciences* **99**, 12562 (2002).
- [5] M. A. Cuendet and M. E. Tuckerman, Free energy reconstruction from metadynamics or adiabatic free energy dynamics simulations, *Journal of Chemical Theory and Computation* **10**, 2975 (2014).
- [6] L. Maragliano and E. Vanden-Eijnden, A temperature accelerated method for sampling free energy and determining reaction pathways in rare events simulations, *Chemical Physics Letters* **426**, 168 (2006).
- [7] S. a Beccara, L. Fant, and P. Faccioli, Variational scheme to compute protein reaction pathways using atomistic force fields with explicit solvent, *Physical Review Letters* **114**, 10.1103/physrevlett.114.098103 (2015).
- [8] B. Peters, Reaction coordinates and mechanistic hypothesis tests, *Annual Review of Physical Chemistry* **67**, 669 (2016).
- [9] C. Dellago, P. G. Bolhuis, and D. Chandler, On the calculation of reaction rate constants in the transition path ensemble, *The Journal of Chemical Physics* **110**, 6617 (1999).
- [10] H. Jung, K. ichi Okazaki, and G. Hummer, Transition path sampling of rare events by shooting from the top, *The Journal of Chemical Physics* **147**, 152716 (2017).
- [11] P. G. Bolhuis and D. W. H. Swenson, Transition path sampling as markov chain monte carlo of trajectories: Recent algorithms, software, applications, and future outlook, *Advanced Theory and Simulations* **4**, 2000237 (2021).
- [12] H. Jung, R. Covino, A. Arjun, P. G. Bolhuis, and G. Hummer, Autonomous artificial intelligence discovers mechanisms of molecular self-organization in virtual experiments (2021), [arXiv:2105.06673 \[physics.chem-ph\]](https://arxiv.org/abs/2105.06673).
- [13] F. Noé, S. Olsson, J. Köhler, and H. Wu, Boltzmann generators: Sampling equilibrium states of many-body systems with deep learning, *Science* **365**, 10.1126/science.aaw1147 (2019).
- [14] L. Bonati, Y.-Y. Zhang, and M. Parrinello, Neural networks-based variationally enhanced sampling, *Proceedings of the National Academy of Sciences* **116**, 17641 (2019).
- [15] E. Schneider, L. Dai, R. Q. Topper, C. Drechsel-Grau, and M. E. Tuckerman, Stochastic neural network approach for learning high-dimensional free energy surfaces, *Physical Review Letters* **119**, 10.1103/physrevlett.119.150601 (2017).
- [16] Y. Wang, J. M. L. Ribeiro, and P. Tiwary, Machine learning approaches for analyzing and enhancing molecular dynamics simulations, *Current Opinion in Structural Biology* **61**, 139 (2020).
- [17] F. Noé, A. Tkatchenko, K.-R. Müller, and C. Clementi, Machine learning for molecular simulation, *Annual Review of Physical Chemistry* **71**, 361 (2020).
- [18] H. Sidky, W. Chen, and A. L. Ferguson, Machine learning for collective variable discovery and enhanced sampling in biomolecular simulation, *Molecular Physics* **118**, 10.1080/00268976.2020.1737742 (2020).
- [19] C. Hempel, C. Maier, J. Romero, J. McClean, T. Monz, H. Shen, P. Jurcevic, B. P. Lanyon, P. Love, R. Babbush, A. Aspuru-Guzik, R. Blatt, and C. F. Roos, Quantum chemistry calculations on a trapped-ion quantum simulator, *Physical Review X* **8**, 10.1103/physrevx.8.031022 (2018).
- [20] Y. Cao, J. Romero, J. P. Olson, M. Degroote, P. D. Johnson, M. Kieferová, I. D. Kivlichan, T. Menke, B. Peropadre, N. P. D. Sawaya, S. Sim, L. Veis, and A. Aspuru-Guzik, Quantum chemistry in the age of quantum computing, *Chemical Reviews* **119**, 10856 (2019).
- [21] S. N. Genin, I. G. Ryabinkin, and A. F. Izmaylov, Quantum chemistry on quantum annealers (2019), [arXiv:1901.04715 \[physics.chem-ph\]](https://arxiv.org/abs/1901.04715).
- [22] C. Outeiral, M. Strahm, J. Shi, G. M. Morris, S. C. Benjamin, and C. M. Deane, The prospects of quantum computing in computational molecular biology, *WIREs Computational Molecular Science* **11**, 10.1002/wcms.1481 (2020).
- [23] S. McArdle, S. Endo, A. Aspuru-Guzik, S. C. Benjamin, and X. Yuan, Quantum computational chemistry, *Reviews of Modern Physics* **92**, 10.1103/revmodphys.92.015003 (2020).
- [24] E. Dumitrescu, A. McCaskey, G. Hagen, G. Jansen, T. Morris, T. Papenbrock, R. Pooser, D. Dean, and P. Lougovski, Cloud quantum computing of an atomic nucleus, *Physical Review Letters* **120**, 10.1103/physrevlett.120.210501 (2018).
- [25] P. Hauke, G. Mottl, and P. Faccioli, Dominant reaction pathways by quantum computing, *Physical Review Letters* **126**, 10.1103/physrevlett.126.028104 (2021).
- [26] C. Micheletti, P. Hauke, and P. Faccioli, Polymer physics by quantum computing, *Physical Review Letters* **127**, 10.1103/physrevlett.127.080501 (2021).
- [27] P. Scholl, M. Schuler, H. J. Williams, A. A. Eberharter, D. Barredo, K.-N. Schymik, V. Lienhard, L.-P. Henry, T. C. Lang, T. Lahaye, A. M. Läuchli, and A. Browaeys, Quantum simulation of 2d antiferromagnets with hundreds of rydberg atoms, *Nature* **595**, 233 (2021).
- [28] I. Pogorelov, T. Feldker, C. D. Marciniak, L. Postler, G. Jacob, O. Krieglsteiner, V. Podlesnic, M. Meth, V. Negnevitsky, M. Stadler, B. Höfer, C. Wächter, K. Lakhmanskiy, R. Blatt, P. Schindler, and T. Monz, Compact ion-trap quantum computing demonstrator, *PRX Quantum* **2**, 10.1103/prxquantum.2.020343 (2021).
- [29] P. Ball, First quantum computer to pack 100 qubits enters crowded race, *Nature* **599**, 542 (2021).

- [30] F. Arute, K. Arya, R. Babbush, D. Bacon, J. C. Bardin, R. Barends, R. Biswas, S. Boixo, F. G. S. L. Brandao, D. A. Buell, B. Burkett, Y. Chen, Z. Chen, B. Chiaro, R. Collins, W. Courtney, A. Dunsworth, E. Farhi, B. Foxen, A. Fowler, C. Gidney, M. Giustina, R. Graff, K. Guerin, S. Habegger, M. P. Harrigan, M. J. Hartmann, A. Ho, M. Hoffmann, T. Huang, T. S. Humble, S. V. Isakov, E. Jeffrey, Z. Jiang, D. Kafri, K. Kechedzhi, J. Kelly, P. V. Klimov, S. Knysh, A. Korotkov, F. Kostritsa, D. Landhuis, M. Lindmark, E. Lucero, D. Lyakh, S. Mandrà, J. R. McClean, M. McEwen, A. Megrant, X. Mi, K. Michielsen, M. Mohseni, J. Mutus, O. Naaman, M. Neeley, C. Neill, M. Y. Niu, E. Ostby, A. Petukhov, J. C. Platt, C. Quintana, E. G. Rieffel, P. Roushan, N. C. Rubin, D. Sank, K. J. Satzinger, V. Smelyanskiy, K. J. Sung, M. D. Trevithick, A. Vainsencher, B. Villalonga, T. White, Z. J. Yao, P. Yeh, A. Zalcman, H. Neven, and J. M. Martinis, Quantum supremacy using a programmable superconducting processor, *Nature* **574**, 505 (2019).
- [31] H.-S. Zhong, H. Wang, Y.-H. Deng, M.-C. Chen, L.-C. Peng, Y.-H. Luo, J. Qin, D. Wu, X. Ding, Y. Hu, P. Hu, X.-Y. Yang, W.-J. Zhang, H. Li, Y. Li, X. Jiang, L. Gan, G. Yang, L. You, Z. Wang, L. Li, N.-L. Liu, C.-Y. Lu, and J.-W. Pan, Quantum computational advantage using photons, *Science* **370**, 1460 (2020).
- [32] E. Chiavazzo, R. Covino, R. R. Coifman, C. W. Gear, A. S. Georgiou, G. Hummer, and I. G. Kevrekidis, Intrinsic map dynamics exploration for uncharted effective free-energy landscapes, *Proceedings of the National Academy of Sciences* **114**, E5494 (2017).
- [33] A. Das and B. K. Chakrabarti, eds., Quantum annealing and related optimization methods, 2005th ed., Lecture Notes in Physics (Springer, Berlin, Germany, 2005).
- [34] A. Das and B. K. Chakrabarti, Colloquium: Quantum annealing and analog quantum computation, *Reviews of Modern Physics* **80**, 1061 (2008).
- [35] T. Albash and D. A. Lidar, Adiabatic quantum computation, *Reviews of Modern Physics* **90**, 10.1103/revmodphys.90.015002 (2018).
- [36] S. E. Venegas-Andraca, W. Cruz-Santos, C. McGeoch, and M. Lanzagorta, A cross-disciplinary introduction to quantum annealing-based algorithms, *Contemporary Physics* **59**, 174 (2018).
- [37] P. Hauke, H. G. Katzgraber, W. Lechner, H. Nishimori, and W. D. Oliver, Perspectives of quantum annealing: methods and implementations, *Reports on Progress in Physics* **83**, 054401 (2020).
- [38] D.-W. S. Inc., *Leap webpage* (2022).
- [39] R. R. Coifman and S. Lafon, Diffusion maps, *Applied and Computational Harmonic Analysis* **21**, 5 (2006).
- [40] P. Lepage, How to renormalize the schrodinger equation (1997), *arXiv:nucl-th/9706029 [nucl-th]*.
- [41] R. Elber and D. Shalloway, Temperature dependent reaction coordinates, *The Journal of Chemical Physics* **112**, 5539 (2000).
- [42] P. Faccioli, M. Sega, F. Pederiva, and H. Orland, Dominant pathways in protein folding, *Physical Review Letters* **97**, 10.1103/physrevlett.97.108101 (2006).
- [43] P. Eastman, N. Grønbech-Jensen, and S. Doniach, Simulation of protein folding by reaction path annealing, *The Journal of Chemical Physics* **114**, 3823 (2001).
- [44] L. Onsager and S. Machlup, Fluctuations and irreversible processes, *Physical Review* **91**, 1505 (1953).
- [45] B. Caroli, C. Caroli, and B. Roulet, Diffusion in a bistable potential: The functional integral approach, *Journal of Statistical Physics* **26**, 83 (1981).
- [46] E. Autieri, P. Faccioli, M. Sega, F. Pederiva, and H. Orland, Dominant reaction pathways in high-dimensional systems, *The Journal of Chemical Physics* **130**, 064106 (2009).
- [47] S. H. Adachi and M. P. Henderson, Application of quantum annealing to training of deep neural networks (2015), *arXiv:1510.06356 [quant-ph]*.
- [48] N. Chancellor, S. Szoke, W. Vinci, G. Aeppli, and P. A. Warburton, Maximum-entropy inference with a programmable annealer, *Scientific Reports* **6**, 10.1038/srep22318 (2016).
- [49] M. Benedetti, J. Realpe-Gómez, R. Biswas, and A. Perdomo-Ortiz, Quantum-assisted learning of hardware-embedded probabilistic graphical models, *Physical Review X* **7**, 10.1103/physrevx.7.041052 (2017).
- [50] W. Vinci, L. Buffoni, H. Sadeghi, A. Khoshaman, E. Andriyash, and M. H. Amin, A path towards quantum advantage in training deep generative models with quantum annealers, *Machine Learning: Science and Technology* **1**, 045028 (2020).
- [51] L. M. Sieberer and W. Lechner, Programmable superpositions of ising configurations, *Physical Review A* **97**, 10.1103/physreva.97.052329 (2018).
- [52] M. S. Könz, G. Mazzola, A. J. Ochoa, H. G. Katzgraber, and M. Troyer, Uncertain fate of fair sampling in quantum annealing, *Physical Review A* **100**, 10.1103/physreva.100.030303 (2019).
- [53] M. Yamamoto, M. Ohzeki, and K. Tanaka, Fair sampling by simulated annealing on quantum annealer, *Journal of the Physical Society of Japan* **89**, 025002 (2020).
- [54] V. Kumar, C. Tomlin, C. Nehr Korn, D. O'Malley, and J. D. I. au2, Achieving fair sampling in quantum annealing (2020), *arXiv:2007.08487 [quant-ph]*.
- [55] T. Krauss and J. McCollum, Solving the network shortest path problem on a quantum annealer, *IEEE Transactions on Quantum Engineering* **1**, 1 (2020).
- [56] M. H. S. Amin, C. J. S. Truncik, and D. V. Averin, Role of single-qubit decoherence time in adiabatic quantum computation, *Physical Review A* **80**, 10.1103/physreva.80.022303 (2009).
- [57] M. H. Amin, Searching for quantum speedup in quasistatic quantum annealers, *Physical Review A* **92**, 10.1103/physreva.92.052323 (2015).
- [58] M. Benedetti, J. Realpe-Gómez, R. Biswas, and A. Perdomo-Ortiz, Estimation of effective temperatures in quantum annealers for sampling applications: A case study with possible applications in deep learning, *Physical Review A* **94**, 10.1103/physreva.94.022308 (2016).

- [59] P. Eastman, J. Swails, J. D. Chodera, R. T. McGibbon, Y. Zhao, K. A. Beauchamp, L.-P. Wang, A. C. Simmonett, M. P. Harrigan, C. D. Stern, R. P. Wiewiora, B. R. Brooks, and V. S. Pande, OpenMM 7: Rapid development of high performance algorithms for molecular dynamics, *PLOS Computational Biology* **13**, e1005659 (2017).
- [60] K. Lindorff-Larsen, S. Piana, K. Palmo, P. Maragakis, J. L. Klepeis, R. O. Dror, and D. E. Shaw, Improved side-chain torsion potentials for the amber ff99sb protein force field, *Proteins: Structure, Function, and Bioinformatics* **78**, 1950 (2010).
- [61] M. Sega, P. Faccioli, F. Pederiva, G. Garberoglio, and H. Orland, Quantitative protein dynamics from dominant folding pathways, *Physical Review Letters* **99**, [10.1103/physrevlett.99.118102](https://doi.org/10.1103/physrevlett.99.118102) (2007).
- [62] M. Sniedovich, Dijkstra's algorithm revisited: the dynamic programming connexion, *Control and cybernetics.* **35** (2006).
- [63] O. Corradini, P. Faccioli, and H. Orland, Simulating stochastic dynamics using large time steps, *Physical Review E* **80**, [10.1103/physreve.80.061112](https://doi.org/10.1103/physreve.80.061112) (2009).
- [64] S. Orioli and P. Faccioli, Dimensional reduction of markov state models from renormalization group theory, *The Journal of Chemical Physics* **145**, 124120 (2016).
- [65] E. Zohar, J. I. Cirac, and B. Reznik, Quantum simulations of lattice gauge theories using ultracold atoms in optical lattices, *Reports on Progress in Physics* **79**, 014401 (2015).
- [66] M. Dalmonte and S. Montangero, Lattice gauge theory simulations in the quantum information era, *Contemporary Physics* **57**, 388 (2016).
- [67] M. C. Bañuls, R. Blatt, J. Catani, A. Celi, J. I. Cirac, M. Dalmonte, L. Fallani, K. Jansen, M. Lewenstein, S. Montangero, C. A. Muschik, B. Reznik, E. Rico, L. Tagliacozzo, K. V. Acoleyen, F. Verstraete, U.-J. Wiese, M. Wingate, J. Zakrzewski, and P. Zoller, Simulating lattice gauge theories within quantum technologies, *The European Physical Journal D* **74**, [10.1140/epjd/e2020-100571-8](https://doi.org/10.1140/epjd/e2020-100571-8) (2020).
- [68] P. Hauke, F. M. Cucchietti, L. Tagliacozzo, I. Deutsch, and M. Lewenstein, Can one trust quantum simulators?, *Reports on Progress in Physics* **75**, 082401 (2012).
- [69] J. I. Cirac and P. Zoller, Goals and opportunities in quantum simulation, *Nature Physics* **8**, 264 (2012).
- [70] A. Perdomo-Ortiz, N. Dickson, M. Drew-Brook, G. Rose, and A. Aspuru-Guzik, Finding low-energy conformations of lattice protein models by quantum annealing, *Scientific Reports* **2**, [10.1038/srep00571](https://doi.org/10.1038/srep00571) (2012).
- [71] L.-H. Lu and Y.-Q. Li, Quantum approach to fast protein-folding time, *Chinese Physics Letters* **36**, 080305 (2019).
- [72] G. Mazzola, Sampling, rates, and reaction currents through reverse stochastic quantization on quantum computers, *Physical Review A* **104**, [10.1103/physreva.104.022431](https://doi.org/10.1103/physreva.104.022431) (2021).