

Digitising SU(2) Gauge Fields and the Freezing Transition

Tobias Hartung,^{1,2} Timo Jakobs,^{3,4} Karl Jansen,⁵ Johann Ostmeier,⁶ and Carsten Urbach^{3,4}

¹*Department of Mathematical Sciences, University of Bath, 4 West, Claverton Down, Bath, BA2 7AY, UK*

²*Computation-based Science and Technology Research Center,
The Cyprus Institute, 20 Kavafi Street, 2121 Nicosia, Cyprus*

³*Helmholtz-Institut für Strahlen- und Kernphysik,
University of Bonn, Nussallee 14-16, 53115 Bonn, Germany*

⁴*Bethe Center for Theoretical Physics, University of Bonn, Nussallee 12, 53115 Bonn, Germany*

⁵*NIC, DESY Zeuthen, Platanenallee 6, 15738 Zeuthen, Germany*

⁶*Department of Mathematical Sciences, University of Liverpool, Liverpool, L69 7ZL, United Kingdom*

(Dated: January 25, 2022)

Efficient discretisations of gauge groups are crucial with the long term perspective of using tensor networks or quantum computers for lattice gauge theory simulations. For any Lie group other than U(1), however, there is no class of asymptotically dense discrete subgroups. Therefore, discretisations limited to subgroups are bound to lead to a *freezing* of Monte Carlo simulations at weak couplings, necessitating alternative partitionings without a group structure. In this work we provide a comprehensive analysis of this freezing for all discrete subgroups of SU(2) and different classes of asymptotically dense subsets. We find that an appropriate choice of the subset allows unfrozen simulations for arbitrary couplings, though one has to be careful with varying weights of unevenly distributed points. A generalised version of the Fibonacci spiral appears to be particularly efficient and close to optimal.

I. INTRODUCTION

Gauge theories represent the main ingredients to the current standard model (SM) of particle physics, which unifies the electromagnetic, the weak and the strong interactions. Despite the tremendous success of the SM, first principle calculations in non-Abelian gauge theories underlying for instance quantum chromodynamics (QCD), which describes the strongly interacting part of the SM, are still challenging. In the last decades lattice field theoretical methods have been developed and optimised with great success to provide a non-perturbative approach for the investigation of such gauge theories using Monte Carlo (MC) methods.

However, studying QCD for instance at finite density or its real time dynamics is difficult if not impossible with MC methods, either due to the sign problem or because Euclidean space-time is used. Here is where methods based on the Hamiltonian formalism in Minkowski space-time can provide a way out. In fact, tensor network methods have seen very rapid developments in the recent years towards the possibility of simulations in $2 + 1$ and $3 + 1$ space-time dimensions [1, 2]. And the number of qubits available on real quantum devices is ever increasing. This offers a prospect for studying gauge theories with tensor network methods or on quantum computers in the not too distant future.

The Hamiltonian formalism for non-Abelian gauge theories with or without matter content was presented a long time ago in Ref. [3]. Its implementation with TN methods or on a quantum computer, however, requires some form of digitisation of SU(N).

There are different ways to digitise SU(N) or more specifically SU(2) which we will study in this paper. One can for instance chose a discrete subgroup of SU(2). In the early days of lattice gauge theory simulations such discrete subgroups were already investigated to improve the efficiency of the simulation programmes. Soon it was realised that due to the finite number of elements in such subgroups a so-called freezing phase transition occurs at some critical β -value [4, 5]. For β -values larger than this critical value MC simulations are no longer reliable, because they result in the wrong distribution. For SU(3) a particular choice of digitisation was studied in Refs. [6–8]. While discrete subgroups have the advantage that they are closed under multiplication, there is no flexibility in the number of group elements. This motivates using the isomorphy between SU(2) and the sphere S_3 in four dimensions. The aim is then to find points on S_3 depending on some parameter m which are dense in S_3 as m approaches infinity.

In this paper we investigate all the discrete subgroups of SU(2) and several representative discretisations of S_3 . We study the freezing transition as a function of the number of elements in these discretisations and show that the discretisation based on so-called Fibonacci lattices behaves optimally.

II. LATTICE ACTION

We work on a hypercubic, Euclidean lattice with the set of lattice sites

$$\Lambda = \{n = (n_0, \dots, n_{d-1}) \in \mathbb{N}_0^d : n_\mu = 0, 1, \dots, L - 1\},$$

with $L \in \mathbb{N}$. At every site there are $d \geq 2$ link variables $U_\mu(n) \in \text{SU}(2)$ connecting to sites in forward direction $\mu = 0, \dots, d-1$. We define the plaquette operator as

$$P_{\mu\nu}(n) = U_\mu(n)U_\nu(n + \hat{\mu})U_\mu^\dagger(n + \hat{\nu})U_\nu^\dagger(n), \quad (1)$$

where $\hat{\mu} \in \mathbb{N}_0^d$ is the unit vector in direction μ . In terms of $P_{\mu\nu}$ we can define Wilson's lattice action [9]

$$S = -\frac{\beta}{2} \sum_n \sum_{\mu < \nu} \text{Re Tr } P_{\mu\nu}(n), \quad (2)$$

with β the inverse squared gauge coupling. We will use the Metropolis Markov Chain Monte Carlo algorithm to generate chains of sets \mathcal{U}_i of link variables $\mathcal{U} = \{U_\mu(n) : n \in \Lambda, \mu = 0, \dots, d-1\}$ distributed according to

$$\mathbb{P}(\mathcal{U}) \propto \exp[-S(\mathcal{U})]. \quad (3)$$

The main observable we will study in this paper is the plaquette expectation value defined as

$$\langle P \rangle = \frac{1}{N} \sum_{i=1}^N P(\mathcal{U}_i) \quad (4)$$

with

$$P(\mathcal{U}) = \frac{2}{d(d-1)L^d} \sum_n \sum_{\mu < \nu} \text{Re Tr } P_{\mu\nu}(n).$$

III. SU(2) PARTITIONINGS

In Monte Carlo simulations of lattice $\text{SU}(N)$ gauge theories using the Metropolis algorithms or some variant of it one typically requires a proposal gauge link at site n in direction μ obtained as

$$U'_\mu(n) = V \cdot U_\mu(n).$$

Here, V is a random element of $\text{SU}(N)$ with average distance δ to the identity element. The average distance, measured using some norm, determines the acceptance rate of the MC algorithm.

The actual value of δ needs to be adjusted to tune the acceptance rate to about 50%, which implies that for $\beta \rightarrow \infty$ one needs to decrease δ further and further.

In numerical simulations, one nowadays represents an element U of $\text{SU}(N)$ by an $N \times N$ complex valued matrix and constrains it to be unitary with unit determinant. Every complex number is then represented by two floating point numbers with accuracy limited by the adopted data type (usually double precisions floating point numbers). The results obtained with this quasi continuous representation of $\text{SU}(2)$ will be referred to as *reference* results in the following. It imposes, for β -values of practical relevance, no restriction on the possible elements U' : small enough distances δ are possible.

However, this is not necessarily the case if a finite set of elements of $\text{SU}(N)$ is to be used, like for instance a finite subgroup of $\text{SU}(N)$. Here, there is a lower bound for the distance between two available elements, which significantly restricts the possible proposal gauge links. For too large β -values, therefore, the acceptance drops to (almost) zero, an effect that was dubbed freezing transition [4].

This transition can be pushed towards larger and larger β -values by increasing the number of elements in the set. Since there are in general no finite subgroups of $\text{SU}(N)$ with arbitrarily many elements available, one needs to resort to sets of elements which do not form a subgroup of $\text{SU}(N)$, but which lie asymptotically dense and are as isotropically as possible distributed in the group. We will call these sets *partitionings* of $\text{SU}(N)$.

Focusing on $\text{SU}(2)$, we discuss first some finite subgroups followed by other partitionings of $\text{SU}(2)$.

A. Finite Subgroups of SU(2)

Due to the double cover relation between $\text{SU}(2)$ and $\text{SO}(3)$, finite subgroups of $\text{SU}(2)$ can be constructed by taking the Cartesian product of the cyclic group of order 2 with the subgroups of $\text{SO}(3)$. Subgroups of $\text{SO}(3)$ are obtained by considering the symmetry transformations of regular polygons, as well as the rotational symmetries of platonic solids [10].

In the following we will consider the binary tetrahedral group \bar{T} , the binary octahedral group \bar{O} and the binary icosahedral group \bar{I} , with 24, 48 and 120 elements respectively. Their elements are evenly distributed across the whole group, and research on their behavior has already been conducted [4]. The last four-dimensional finite subgroup of $\text{SU}(2)$ is the binary dihedral group \bar{D}_4 with 8 elements. One possible representation of these groups can be found in table I.

B. Asymptotically dense partitionings of SU(2)

For generating partitionings of $\text{SU}(2)$, we use the isomorphism between $\text{SU}(2)$ and the sphere S_3 in four dimensions, which is defined by

$$x \in S_3 \Leftrightarrow \begin{pmatrix} x_0 + ix_1 & x_2 + ix_3 \\ -x_2 + ix_3 & x_0 - ix_1 \end{pmatrix} \in \text{SU}(2). \quad (5)$$

For such partitionings, the number of elements can be increased very easily, i.e. the discretisation of $\text{SU}(2)$ can be made arbitrarily fine.

The reduction approach of $\text{SU}(2)$ to a sphere can be generalised to general $\text{U}(N)$ and $\text{SU}(N)$ which can be expressed as products of spheres. To this end, we note that $\text{U}(1)$ is isomorphic to S_1 and $\text{U}(N) \cong \text{SU}(N) \rtimes \text{U}(1)$ where \rtimes denotes the semi-direct product. This follows

group	order	elements
\overline{D}_4	8	$\pm 1, \pm i, \pm j, \pm k$
\overline{T}	24	all sign combinations of $\{\pm 1, \pm i, \pm j, \pm k, \frac{1}{2}(\pm 1 \pm i \pm j \pm k)\}$
\overline{O}	48	all sign combinations and permutations of $\{\pm 1, \pm i, \pm j, \pm k, \frac{1}{2}(\pm 1 \pm i \pm j \pm k), \frac{1}{\sqrt{2}}(\pm 1 \pm i)\}$
\overline{I}	120	all sign combinations and even permutations of $\{\pm 1, \pm i, \pm j, \pm k, \frac{1}{2}(\pm 1 \pm i \pm j \pm k), \frac{1}{2}(1 + \varphi i + \frac{j}{\varphi} + 0k)\}$

TABLE I. Quaternionic representation of \overline{D}_4 , \overline{T} , \overline{O} and \overline{I} as found in [11], where $\varphi = \frac{1+\sqrt{5}}{2}$ denotes the golden ratio.

from the existence of the short exact sequence $1 \rightarrow \text{SU}(N) \rightarrow \text{U}(N) \xrightarrow{\det} \text{U}(1) \rightarrow 1$.

With respect to $\text{SU}(N)$,¹ we note that $\text{SU}(N)$ acts transitively on S_{2N-1} since the point $(1, 0, 0, \dots, 0)$ is mapped to a point z by any element of $\text{SU}(N)$ whose first column is z , and the isotropy subgroup of $(1, 0, 0, \dots, 0)$ is the $\text{SU}(N-1)$ embedding

$$\begin{pmatrix} 1 & 0 \\ 0 & \text{SU}(N-1) \end{pmatrix}.$$

Hence, we obtain

$$\text{SU}(N-1) \rightarrow \text{SU}(N) \rightarrow \text{SU}(N)/\text{SU}(N-1) \cong S_{2N-1}$$

which implies that $\text{SU}(N)$ is a principal bundle over S_{2N-1} with fibre $\text{SU}(N-1)$. Thus, by induction with $\text{SU}(2) \cong S_3$, we can express $\text{SU}(N)$ as a product of odd-dimensional spheres $S_3, S_5, \dots, S_{2N-1}$, and $\text{U}(N)$ as a product of odd-dimensional spheres $S_1, S_3, \dots, S_{2N-1}$.

Our aim is therefore to find a discretisation scheme of the k -dimensional sphere S_k depending on some parameter m so that the discretising set S_k^m is dense in S_k as m goes to infinity. The following examples all meet this requirement. Yet they differ in the measure or probabilistic weight attributed to each point. This measure w is defined as the volume of the Voronoi cell [13, 14] of the point using the canonical metric on S_k derived from the Euclidean distance, i.e. the measure is the volume of that part of the sphere closer to the given point than to any other point.

1. Genz points

A first, quite intuitive, partitioning is given by the Genz points [15] setting $S_k^m = G_m(k)$ where we define

$$G_m(k) := \left\{ \left(s_0 \sqrt{\frac{j_0}{m}}, \dots, s_k \sqrt{\frac{j_k}{m}} \right) \mid \sum_{i=0}^k j_i = m, \forall i \in \{0, \dots, k\} : s_i \in \{\pm 1\}, j_i \in \mathbb{N} \right\}, \quad (6)$$

that is all integer partitions $\{j_0, \dots, j_k\}$ of $m \geq 1$ including all permutations and adding all possible sign combinations. Whenever the argument is dropped, we implicitly set $k = 3$. The nearest neighbours of a Genz point can be found (up to sign changes) by choosing all pairs $i, l \in \{0, \dots, n\}$ with $j_i > 0$ and $j_l < n$ and replacing

$$j_i \mapsto j_i - 1, \quad j_l \mapsto j_l + 1. \quad (7)$$

Note that all elements of a Genz point other than the i -th and l -th components remain unchanged by such a replacement because the denominator \sqrt{m} is fixed. The square distance between neighbouring points reads

$$d(j_i, j_l)^2 = \left| \left(\sqrt{\frac{j_i}{m}} - \sqrt{\frac{j_i-1}{m}}, \sqrt{\frac{j_l}{m}} - \sqrt{\frac{j_l+1}{m}} \right) \right|^2, \quad (8)$$

which can be evaluated to (see Appendix A for details)

$$d(j_i, j_l)^2 = \frac{1}{m} \left(\frac{1}{4j_i} + \frac{1}{4j_l} + \mathcal{O}(j_i^{-2}) + \mathcal{O}(j_l^{-2}) \right), \quad (9)$$

which is highly anisotropic. In the regions where both j_i and j_l are of the order m the distance scales as $d \sim \frac{1}{m}$ whereas smaller values of j_i and j_l lead to $d \sim \frac{1}{\sqrt{m}}$. The minimal distance is $d(\frac{m}{2}, \frac{m}{2}) = \frac{1}{m} + \mathcal{O}(m^{-3/2})$ and the maximum is reached at $d(1, 0) = \sqrt{\frac{2}{m}}$. We thus find that the distance does not only depend on the position of the point but also on the choice of the neighbour. Therefore even an approximation of the measure w would require a product over the distances of a given point to all its neighbours.

As a concluding remark we note that in k dimensions the weight of different point differs by a factor up to

$$\frac{w_{\max}}{w_{\min}} \sim m^{k/2} \quad (10)$$

where the least density (largest measure) is reached where many of the j s are zero. This is in particular the case near the poles.

¹ For more detail, see e.g. chapter 22.2c in [12].

2. Linear discretisation

In order to avoid the aforementioned anisotropy, we consider the following, linearly discretised, set of points

$$L_m(k) := \left\{ \frac{1}{M} (s_0 j_0, \dots, s_k j_k) \mid \sum_{i=0}^k j_i = m, \forall i \in \{0, \dots, k\} : s_i \in \{\pm 1\}, j_i \in \mathbb{N} \right\}, \quad (11)$$

$$M := \sqrt{\sum_{i=0}^k j_i^2}. \quad (12)$$

M takes values $m \geq M \geq \frac{m}{\sqrt{k+1}}$. The lower bound is assumed when all the j are equal and the upper one when all but one j are zero. Note that L_1 happens to coincide with the finite subgroup \bar{D}_4 .

We find the nearest neighbours as before eq. (7) and we obtain the change in M from neighbour to neighbour as

$$\Delta M = \frac{j_l - j_i}{M} + \mathcal{O}\left(\frac{1}{m}\right) \quad (13)$$

yielding the inverse change

$$\begin{aligned} \frac{1}{M} - \frac{1}{M + \Delta M} &= \frac{\Delta M}{M^2} + \mathcal{O}\left(\frac{1}{M^3}\right) \\ &= \frac{j_l - j_i}{M^3} + \mathcal{O}\left(\frac{1}{m^3}\right). \end{aligned} \quad (14)$$

With this we can again calculate the square distance (with an equivalent definition to eq. (8), for details see appendix A)

$$d(j_i, j_l)^2 = \frac{(j_l - j_i)^2}{M^4} + \frac{2}{M^2} + \mathcal{O}\left(\frac{1}{m^3}\right). \quad (15)$$

It follows from $|j_l - j_i| \leq M$ that $\frac{\sqrt{2}}{M} \leq d \leq \frac{\sqrt{3}}{M}$ to leading order. Thus the distance has only a weak dependence on the direction and it always scales as $d \sim \frac{1}{m}$ with a difference of at most a factor $\sqrt{k+1}$ between different points. This difference is governed by the range of M . We therefore find the largest density of points (smallest distance) with the largest values of M at the poles.

A good approximation for the weights is given by

$$w \approx \left(\frac{\sqrt{2}}{M}\right)^k \quad (16)$$

with the largest deviation

$$\frac{w_{\max}}{w_{\min}} \sim (k+1)^{k/2}. \quad (17)$$

3. Volleyball

A third partitioning reminds of a Volleyball. It is the class of geodesic polytopes [16] simplest to construct with its points given by

$$V_m(k) := \left\{ \frac{1}{M} (s_0 j_0, \dots, s_k j_k) \mid (j_0, \dots, j_k) \in \{\text{all perm. of } (m, a_1, \dots, a_k)\}, s_i \in \{\pm 1\}, a_i \in \{0, \dots, m\} \right\} \quad (18)$$

with M defined in eq. (12), which takes values $m \leq M \leq \sqrt{k+1}m$.

Additionally, the corners of the hypercube, in four dimensions also called C_8 , form

$$V_0(k) := \left\{ \frac{1}{\sqrt{k+1}} (s_0, \dots, s_k) \mid s_i \in \{\pm 1\} \right\}. \quad (19)$$

For $m \geq 1$ nearest neighbours can be obtained by $j_i \pm 1$, as long as the conditions from above hold. The corresponding change in M is computed to

$$\Delta M = \frac{\pm j_i}{M} + \mathcal{O}\left(\frac{1}{m}\right), \quad (20)$$

yielding the inverse change

$$\begin{aligned} \frac{1}{M} - \frac{1}{M + \Delta M} &= \frac{\Delta M}{M^2} + \mathcal{O}\left(\frac{1}{M^3}\right) \\ &= \frac{\pm j_i}{M^3} + \mathcal{O}\left(\frac{1}{m^3}\right). \end{aligned} \quad (21)$$

The square distance in this case reads (see again appendix A for details)

$$d(j_i, j_l)^2 = \frac{j_i^2}{M^4} + \frac{1}{M^2} + \mathcal{O}\left(\frac{1}{m^3}\right), \quad (22)$$

where from $|j_i| \leq M$ follows that $\frac{1}{M} \leq d \leq \frac{\sqrt{2}}{M}$ to leading order. Thus, like for the linear partitioning $L_m(k)$, the distance has only a weak direction dependence and it always scales as $d \sim \frac{1}{m}$ with a difference of at most a factor $\sqrt{k+1}$ between different points. This difference is governed by the range of M . We therefore find the largest density of points (smallest distance) with the largest values of M at the poles. Then, a good approximation for the weights is given by

$$w \approx \left(\frac{1}{M}\right)^k \quad (23)$$

with the largest deviation

$$\frac{w_{\max}}{w_{\min}} \sim (k+1)^{k/2}. \quad (24)$$

4. Fibonacci Lattice

The final discretization of $SU(2)$ considered in this work is a higher dimensional version of the so-called Fibonacci lattice. It offers an elegant and deterministic solution to the problem of distributing a given amount of points on a two-dimensional surface. Fibonacci lattices are used in numerous fields of research such as numerical analysis or computer graphics, mostly to approximate spheres (as e.g. shown in fig. 1). Mainly inspired by [17], we will now construct a similar lattice for S_3 .

The two-dimensional Fibonacci lattice is usually constructed within a unit square $[0, 1]^2$ as

$$\Lambda_n^2 = \{\tilde{t}_m | 0 \leq m < n, m \in \mathbb{N}\}$$

with
$$\tilde{t}_m = \begin{pmatrix} x_m \\ y_m \end{pmatrix} = \begin{pmatrix} m \\ \tau \end{pmatrix} \bmod 1, \begin{pmatrix} m \\ n \end{pmatrix}^t,$$

$$\tau = \frac{1 + \sqrt{5}}{2}.$$

This can be generalized to the hypercube $[0, 1]^k$ embedded in \mathbb{R}^k :

$$\Lambda_n^k = \{t_m | 0 \leq m < n, m \in \mathbb{N}\}$$

$$t_m = \begin{pmatrix} t_m^1 \\ t_m^2 \\ \vdots \\ t_m^k \end{pmatrix} = \begin{pmatrix} \frac{m}{n} \\ a_1 m \bmod 1 \\ \vdots \\ a_{k-1} m \bmod 1 \end{pmatrix}$$

with

$$\frac{a_i}{a_j} \notin \mathbb{Q} \quad \text{for } i \neq j,$$

where \mathbb{Q} denotes the field of rational numbers. The square roots of the prime numbers provide a simple choice for the constants a_i :

$$(a_1, a_2, a_3, \dots) = (\sqrt{2}, \sqrt{3}, \sqrt{5}, \dots)$$

The points in Λ_n^k are then evenly distributed within the given Volume. All that is left to do is to map these points onto a given compact manifold M , in our case $SU(2)$. In order to maintain the even distribution of the points, such a map Φ needs to be volume preserving in the sense that

$$\int_{\Omega \subseteq [0,1]^k} d^k x = \frac{1}{\text{Vol}(M)} \int_{\Phi(\Omega) \subseteq M} dV_M \quad (25)$$

holds for all measurable sets Ω .

To find such a map for S_3 (and therefore $SU(2)$) we start by introducing spherical coordinates

$$z(\psi, \theta, \phi) = \begin{pmatrix} \cos \psi \\ \sin \psi \cos \theta \\ \sin \psi \sin \theta \cos \phi \\ \sin \psi \sin \theta \sin \phi \end{pmatrix} \quad (26)$$

with

$$\psi \in [0, \pi), \quad \theta \in [0, \pi), \quad \phi \in [0, 2\pi).$$

Therefore, the metric tensor g_{ij} in terms of the spherical coordinates $(y_1, y_2, y_3) := (\psi, \theta, \phi)$ is given by

$$g_{ij} = \frac{\partial z^a}{\partial y^i} \frac{\partial z^b}{\partial y^j} \delta_{ab} = \begin{pmatrix} 1 & 0 & 0 \\ 0 & \sin^2 \psi & 0 \\ 0 & 0 & \sin^2 \psi \sin^2 \theta \end{pmatrix}_{ij}.$$

From this one can calculate the Jacobian $\sqrt{|g|}$ to be

$$\sqrt{|g|} = \sin^2 \psi \sin \theta.$$

As $\sqrt{|g|}$ factorizes nicely into functions only dependent on one coordinate, one can construct a bijective map Φ^{-1} mapping S_3 to $[0, 1]^3$ given by $\Phi^{-1}(\psi, \theta, \phi) = (\Phi_1^{-1}(\psi), \Phi_2^{-1}(\theta), \Phi_3^{-1}(\phi))$ with

$$\Phi_1^{-1}(\psi) = \frac{\int_0^\psi d\tilde{\psi} \sin^2 \tilde{\psi}}{\int_0^\pi d\tilde{\psi} \sin^2 \tilde{\psi}} = \frac{1}{\pi} \left(\psi - \frac{1}{2} \sin(2\psi) \right)$$

$$\Phi_2^{-1}(\theta) = \frac{\int_0^\theta d\tilde{\theta} \sin \theta}{\int_0^\pi d\tilde{\theta} \sin \theta} = \frac{1}{2} (1 - \cos(\theta))$$

$$\Phi_3^{-1}(\phi) = \frac{\int_0^\phi d\tilde{\phi}}{\int_0^{2\pi} d\tilde{\phi}} = \frac{1}{2\pi} \phi.$$

Looking at some measurable set $\Omega = \Phi^{-1}(\tilde{\Omega})$ one can see that the inverse map $(\Phi^{-1})^{-1} \equiv \Phi$ trivially fulfils equation eq. (25). A Fibonacci-like lattice on S_3 is therefore be given by

$$F_n = \{z(\psi_m(t_m^1), \theta_m(t_m^2), \phi_m(t_m^3)) | 0 \leq m < n, m \in \mathbb{N}\},$$

with

$$\psi_m(t_m^1) = \Phi_1(t_m^1) = \Phi_1\left(\frac{m}{n}\right),$$

$$\theta_m(t_m^2) = \Phi_2(t_m^2) = \cos^{-1}\left(1 - 2(m\sqrt{2} \bmod 1)\right),$$

$$\phi_m(t_m^3) = \Phi_3(t_m^3) = 2\pi(m\sqrt{3} \bmod 1).$$

IV. METHODS

In order to test the performance of the finite subgroups and the partitionings discussed in the last section in Monte Carlo simulations, we use a standard Metropolis Monte Carlo algorithm. It consists of the following steps at site n in direction μ

1. generate a proposal $U'_\mu(n)$ from $U_\mu(n)$.
2. compute $\Delta S = S(U'_\mu(n)) - S(U_\mu(n))$.
3. accept with probability

$$\mathbb{P}_{\text{acc}} = \min \left\{ 1, \exp(-\Delta S) \frac{w(U'_\mu(n))}{w(U_\mu(n))} \right\}. \quad (27)$$




FIG. 1. Fibonacci lattices on S_2 with 20 (blue), 100 (orange) and 500 (green) vertices.

This procedure is repeated N_{hit} times per n and μ before it is repeated for all (n, μ) pairs. As reference we use an algorithm based on the double precision floating point representation of the two complex elements a, b needed to represent an $SU(2)$ matrix

$$U = \begin{pmatrix} a & b \\ -b^* & a^* \end{pmatrix} \quad (28)$$

with the additional constraint $aa^* + bb^* = 1$. In this case $w(U) = 1 \forall U$ and the proposal is generated via $U'_\mu(n) = V \cdot U_\mu(n)$, as explained above. The algorithm can be tested for instance in the strong coupling limit $\beta \rightarrow 0$ against the strong coupling expansion derived in Refs. [18, 19], which reads in d dimensions for the plaquette expectation value

$$\begin{aligned} \langle P \rangle(\beta) &= \frac{1}{4}\beta - \frac{1}{96}\beta^3 + \left(\frac{d}{96} - \frac{5}{288}\right) \frac{3}{16}\beta^5 \\ &+ \left(-\frac{d}{96} + \frac{29}{1440}\right) \frac{1}{16}\beta^7 + \mathcal{O}(\beta^9). \end{aligned} \quad (29)$$

In the upper panel of fig. 2 we show the plaquette expectation value as a function of β in $d = 1+1$ dimensions. In the lower panel we compare to the corresponding strong coupling expansion and find very good agreement.

For the subgroups the proposal step is implemented by multiplication of $U_\mu(n)$ with one of the elements V of the subgroup adjacent to the identity. Also in this case the weights w are constant.

In the case of the Genz points, the linear discretisation and the Volleyball neighbouring points in the partitioning can be found by geometric considerations as explained in the previous section. A proposal is chosen uniformly random from the set of neighbouring points. For the Genz points we do not take the weights w into account, because of their complex dependence on the direction and the point itself. For the linear and the Volleyball discretisations we compare simulations with and without taking the approximate weights eqs. (16) and (23) into account.

Due to the locally irregular structure of the Fibonacci lattices finding the appropriate neighboring elements is

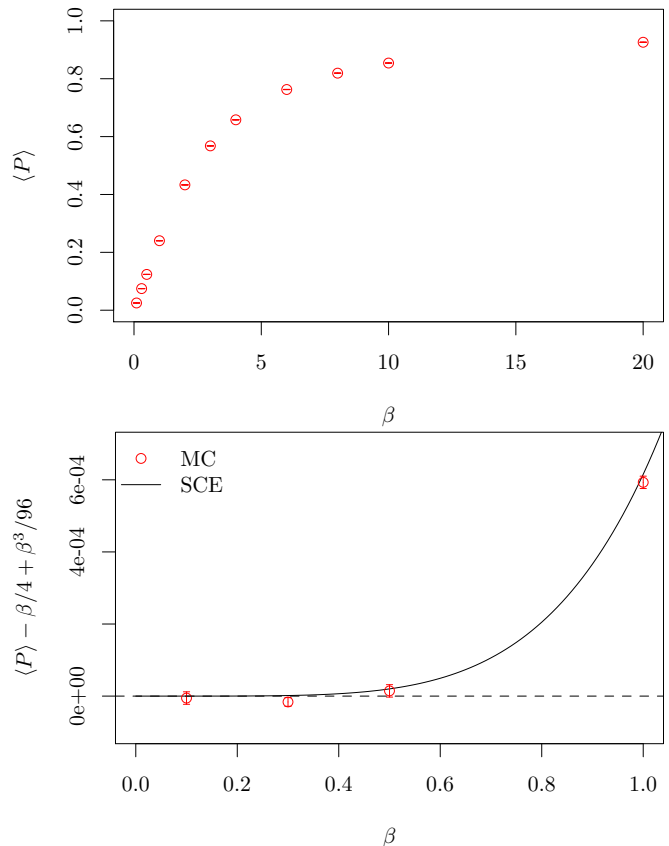


FIG. 2. Plaquette expectation value as a function of β in 1+1 dimensions. In the lower panel we compare to the strong coupling expansion (SCE) eq. (29).

not as straightforward as in the case of the other partitionings. Therefore, we pregenerate a neighbour list for each element of the Fibonacci set based on the geometric distance. This list is read and used during the update process.

In order to study the freezing transition, we follow the following procedure. For a given β -value we perform a hot (random gauge field) and a cold (unit gauge field) start separately. This is repeated for $\beta_i \ll 1$

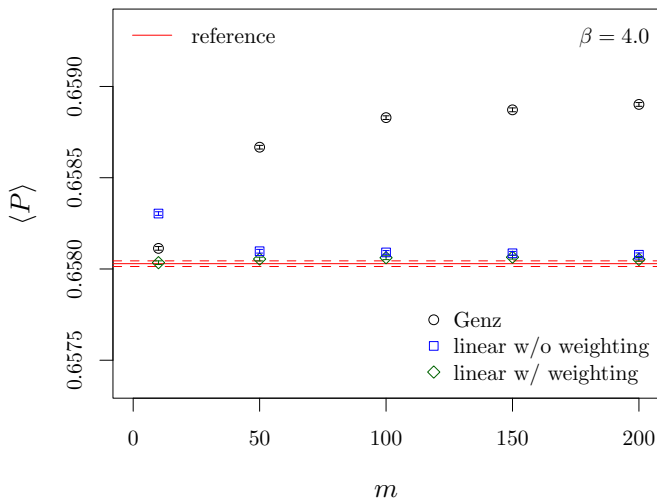


FIG. 3. Comparison of plaquette expectation values for Genz partitioning G_m and linear partitioning L_m w/ and w/o weighting in $1+1$ dimensions on a $L^2 = 100^2$ lattice for $\beta = 4.0$ as a function of m .

to β_f in steps of $\Delta\beta$. The phase transition is indicated by either the fact that hot and cold starts do not equilibrate to the same average plaquette expectation value for $\beta \geq \beta_c$ with one of the two, typically the cold start, deviating from the reference result. Or a significant deviation from the reference result is seen for $\beta \geq \beta_c$ for both, hot and cold start.

For the purpose of this paper we define the critical value of β , denoted as β_c as the smallest value of β for which forward and backward branches do not agree within errors. In practice, this will only be a lower bound for β_c . Statistical errors are computed based on the so-called Γ -method detailed in Ref. [20] and implemented in the publicly available software package hadron [21].

V. RESULTS

A. Influence of weights

One important difference between finite subgroups and the partitionings discussed above is the need for weights in the case of the partitionings. In order to study the influence of weights, we compare here Genz points with the linear discretisation for simplicity in $d = 1+1$ dimensions for $L^2 = 100^2$ lattices.

In fig. 3 we compare the plaquette expectation value obtained from MC simulations with Genz points to those with the linear discretisation with and without weighting taken into account for $\beta = 4.0$. The comparison is performed for values of m in the range from 5 to 200, which adjusts the fineness of the partitioning. The reference result – generated with the reference algorithm as discussed above, is indicated by the red solid line and the

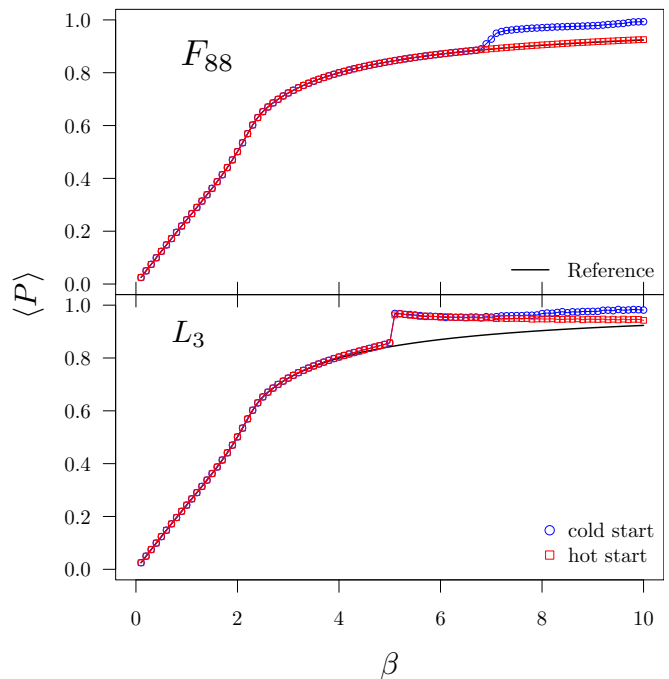


FIG. 4. Hysteresis loops for the Fibonacci partitioning F_{88} and the linear partitioning with weights included L_3 . Both have $n = 88$ elements.

corresponding statistical uncertainty by the dashed red lines. This β -value is representative. Only at very small β -value, no dependence on m can be observed.

We observe for the Genz points the strong influence of missing weights. As expected from our estimate of the weights, the deviation from the reference result increases with increasing m .

In contrast, the linear discretisation without weighting converges towards the reference result with increasing m . The smallish deviations from the reference result at small m -values can be reduced significantly (if not removed completely) by including the weights in the MC simulation. This observation appears is largely independent of β .

We conclude from these results that it is not worthwhile to further consider the Genz points. For the linear partitioning it turns out that the weights appear to be important for small m -values, but become negligible for large m . However, this might also depend on the observable.

B. Freezing Transition

We study the freezing transition using simulations of the SU(2) gauge theory in $3+1$ dimensions with $L^4 = 8^4$ lattice volume. We look at $\beta \in \{0.1, 0.2, \dots, 9.9, 10.0\}$. For each value of β , 7000 sweeps are performed, once with a hot, and once with a cold starting configuration. During a single sweep every lattice site and direction is

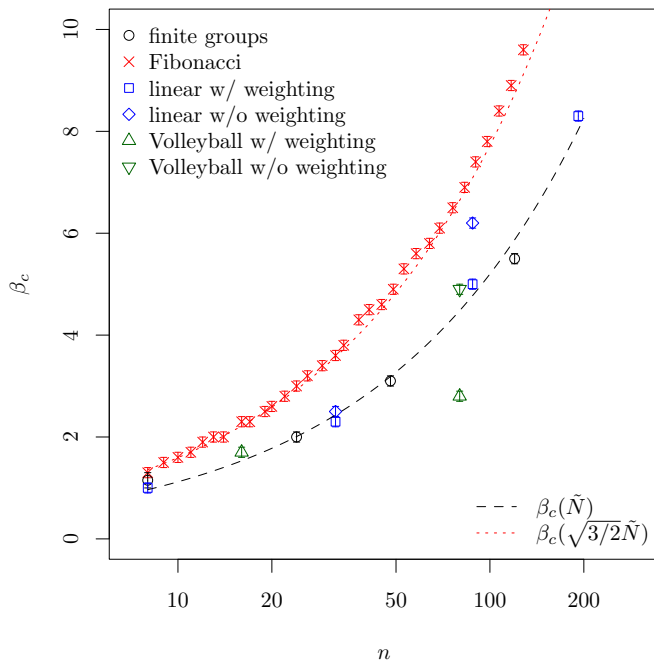


FIG. 5. The critical value β_c as a function of the number n of elements in the set. The lines represent the approximation eq. (30) where the order $\tilde{N}(n)$ is obtained from eq. (33).

probed $N_{\text{hit}} = 10$ times. The plaquette is then measured by averaging over the last 3000 iterations.

Such scans in β can be found in fig. 4. β_c is then estimated to be the last value before a significant jump in $\langle P \rangle$, or a significant disagreement between the hot and cold start². We have checked that the such determined critical β -values do not depend significantly on the volume.

In fig. 5 we show the β_c -values at which the freezing transitions takes place as a function of the number n of elements in the set of points or the subgroups. We compare the Fibonacci, the linear and the Volleyball partitioning, and the finite subgroups of $SU(2)$. For the linear and the Volleyball partitioning we also distinguish between results with and without including weighting to correct for the different Voronoi cell volumes. The corresponding results are also tabularised in tables II to IV. For the Fibonacci partitioning we tabularise only results for selected n values.

Also note that our β_c -values for the finite subgroups \bar{T} , \bar{O} and \bar{I} reproduce the ones given in Ref. [4].

Figure 5 suggests that all our $SU(2)$ discretisations behave qualitatively similar. However, at fixed n -value the subgroups, linear and Volleyball partitionings do have smaller β_c -values compared to the Fibonacci lat-

tice. Moreover, we observe a significant difference between simulations with and without weighting included. This difference increases with increasing n .

In Ref. [4] the authors find that the critical β -value can be computed theoretically, at least approximately, for the finite subgroups. It is based on an analytical calculation of $\beta_c(N)$ for Z_N , which is generalised to finite subgroups as follows: for the subgroup G , the authors define the set of elements $C(G)$ closest to the identity, but excluding the identity itself. Close to the freezing transition, plaquettes are made of identity links, or $g, g^{-1} \in C(G)$ for minimal changes compared to unit plaquettes. Next, they define N (the cyclic order) as the minimal integer for which $g^N = 1$. The corresponding subgroup generated by g is isomorphic to Z_N . For the four groups \bar{D}_4 , \bar{T} , \bar{O} and \bar{I} one finds $N = 4, 6, 8$ and 10 , respectively. This leads to the following expectation for the critical β -value as a function of N

$$\beta_c(N) \approx \frac{\ln(1 + \sqrt{2})}{1 - \cos(2\pi/N)}. \quad (30)$$

However, for Fibonacci, linear and Volleyball partitionings we no longer deal with subgroups. In particular, taking one of the elements e closest to the identity element, it is not guaranteed that there is an $N \in \mathbb{N}$ for which $e^N = 1$.

Thus, we have to approximate the order N . For (approximately) isotropic discretisations such as the finite subgroups and the Fibonacci partitioning a global average over the point density is bound to yield a good approximation for the elements in $C(G)$ and therefore N . The volume of the three dimensional unit sphere is $2\pi^2$. If we then assume a locally primitive cubic lattice, the average distance of n points in S_3 becomes

$$d(n) = \left(\frac{2\pi^2}{n} \right)^{1/3}. \quad (31)$$

Two points of this distance together with the origin form a triangle with the opening angle

$$\alpha(n) = 2 \arcsin \frac{d(n)}{2}, \quad (32)$$

thus a first approximation of the cyclic order is obtained by

$$\tilde{N}(n) = \frac{2\pi}{\alpha(n)}, \quad (33)$$

which solely depends on the number n of elements in the partition.

Note that the assumption of a primitive cubic lattice is even asymptotically incorrect for all the partitionings discussed in this work and at best a good approximation. How good an approximation it is, can only be checked numerically. In specific cases it needs further refinement.

In particular, in the case of the Fibonacci partitioning the approximation has to be adjusted. Since the points are

² Fibonacci lattices usually show the latter behavior, which is why we increase the number of thermalization sweeps to 10000. This marginally raised the values of β_c .

distributed irregularly in this case, a path going around the sphere does not lie in a two-dimensional plane. Instead it follows some zigzag route which is longer than the straight path. Assuming the optimal maximally dense packing, we expect the points to lie at the vertices of tetrahedra locally tiling the sphere. The length of the straight path would then correspond to the height of the tetrahedron whereas the length of the actual path corresponds to the edge length. Their ratio is $\sqrt{\frac{3}{2}}$, so \tilde{N} has to be rescaled by this factor to best describe β_c for the Fibonacci partitioning.

We show the curve eq. (30) using $\tilde{N}(n)$ and $\sqrt{3/2}\tilde{N}$, respectively, in addition to the data in fig. 5. The version with \tilde{N} is in very good agreement with the results obtained for the finite subgroups while the rescaled version matches the values for the Fibonacci partitioning remarkably well.

The unweighted simulations of the Volleyball and the weighted simulations of the linear discretisations also yield results compatible with the unscaled version of eqs. (30) and (33). On the other hand, the weighted Volleyball and the unweighted linear discretisations deviate clearly.

n	\tilde{N}	β_c
8	4.2	1.4(1)
12	5.0	1.9(1)
24	6.4	3.1(1)
32	7.1	3.7(1)
53	8.5	5.1(1)
88	10.2	6.8(1)
90	10.3	7.0(1)
152	12.3	9.6(1)

TABLE II. β_c -values for selected Fibonacci lattice partitionings of SU(2) for $d = 4$ and 8^4 lattices. Orders \tilde{N} are approximations according to eq. (33), rounded to one digit.

m	n	\tilde{N}	β_c^w	β_c^{nw}
1	8	4.2	0.9(1)	0.9(1)
2	32	7.1	2.3(1)	2.5(1)
3	88	10.2	5.0(1)	6.2(1)
4	192	13.3	8.3(1)	> 10
5	360	16.4	> 15	

TABLE III. β_c -values for the weighted and not-weighted linear discretisation L_m for $1 \leq m \leq 5$ determined for $d = 4$ on 10^4 lattices. Orders \tilde{N} are approximations according to eq. (33), rounded to one digit.

VI. DISCUSSION AND OUTLOOK

Some of the results presented in the previous section deserve separate discussion. Figure 5 shows that the Fibonacci lattice discretisation has larger β_c -values at fixed

Subgroup	n	N	\tilde{N}	β_c
D_4	8	4	4.2	1.15(15)
\bar{T}	24	6	6.4	2.15(15)
\bar{O}	48	8	8.2	3.20(10)
\bar{I}	120	10	11.3	5.70(20)

TABLE IV. β_c -values for the discrete subgroups of SU(2). N are the exact cyclic orders and \tilde{N} are approximations according to eq. (33).

m	n	\tilde{N}	β_c^w	β_c^{nw}
0	16	5.6	1.7(1)	1.7(1)
1	80	9.8	2.8(1)	4.9(1)

TABLE V. β_c -values for the weighted and not-weighted Volleyball discretisation V_m for $0 \leq m \leq 1$ determined for $d = 4$ on 10^4 lattices. Orders \tilde{N} are approximations according to eq. (33), rounded to one digit.

n compared to the finite subgroups and the other partitionings. This can be understood due to the irregularity of the points in the Fibonacci lattices: at fixed n , this irregularity will generate minimal distances between points which are smaller than the ones for the other discretisations. Thus, the freezing transition should appear at comparably larger β values only, because smaller values of $|\Delta S|$ are available.

Also the difference in β_c between simulations with and without weight included for the linear and Volleyball partitionings, respectively, can be understood qualitatively. Assume the system freezes for the weighted case at some value β_c^w . Switching off the weighting, there will be subsets of points with on average lower (or larger) distances between elements than the average distance. In these regions the $|\Delta S|$ values required for acceptance will be smaller than the average $|\Delta S|$ value at this β . And it is reasonable to assume that these regions are also reached during equilibration. Thus, the critical β -value for the not weighted simulation β_c^{nw} must be larger or equal β_c^w .

Though this trend is universal, we find an additional superiority of the linear as compared to the Volleyball discretisation. We expect this to be a consequence of the denser packing of the linear discretisation where most of the points have twelve neighbours whereas the majority of the points in the Volleyball discretisation has only six neighbours.

We have obtained excellent predictions for the β_c -values for finite subgroups and Fibonacci partitionings. For finite subgroups the prediction using \tilde{N} is even better than the prediction using N , in particular for larger n . For the Fibonacci partitionings the rescaling with the factor $\sqrt{3/2}$ suggests that the Fibonacci elements are close to maximally densely packed. This is strongly backed up by the numerical evidence. Based on this assumption of closest-packing we postulate that there is no discretisation scheme yielding a significantly later freezing transi-

tion than the Fibonacci partitioning at an equal number of points.

Finally, the predicted β_c values do not agree with our observations for the unweighted linear and the weighted Volleyball discretisations, respectively. We do not fully understand these discrepancies, but it suggests that the linear discretisation has subsets of elements which are close to maximally densely packed. And the Volleyball discretisation is in this regard sub-optimal.

In Section III B we have explained how $SU(N)$ can be expressed as a product of odd-dimensional spheres $S_3, S_5, \dots, S_{2N-1}$. Since the k -dimensional hypervolume $H(S_k) \equiv 2\pi^{\frac{k+1}{2}}/\Gamma(\frac{k+1}{2})$ of the k -sphere is well known, we can generalise the prediction of β_c to $N > 2$ by adjusting the average distance from eq. (31)

$$d_N(n) = \left(\frac{1}{n} \prod_{k=3, \text{odd}}^{2N-1} H(S_k) \right)^{1/(N^2-1)} \quad (34)$$

and applying eq. (33) and eq. (30) successively as before. In particular, this formula readily predicts critical couplings for the finite subgroups of $SU(3)$ which have been determined by Bhanot and Rebbi [22]. We show how our prediction compares to the values obtained by Bhanot and Rebbi in fig. 6. In addition to the results for β_c given in the paper originally (black circles), we plot the leftmost bounds of the hysteresis loops³ they visualised, denoting the minimal possible value of β_c (red squares). The systematic effect stemming from different estimations of β_c is remarkably large. We therefore refrain from any conclusion as to the quantitative correctness of our prediction. Nevertheless it seems well suited to predict the qualitative scaling of the freezing transition and it provides the correct order of magnitude.

VII. SUMMARY

In this paper we have presented several asymptotically dense partitionings of $SU(2)$, which do not represent subgroups of $SU(2)$ but which have adjustable numbers of elements. The discussed partitionings are not necessarily isotropically distributed in the group, which requires in principle the inclusion of additional weight factors in the Monte Carlo algorithms. We have investigated whether or not the partitionings without and, if possible, with weights included can be used in Monte Carlo simulations of $SU(2)$ lattice gauge theories by comparing the plaquette expectation value as a function of β to reference results of a standard lattice gauge simulation.

³ The hysteresis loop is formed by the different values of the plaquette corresponding to hot and cold starts, respectively. The minimal β_c is the first point where these results do not agree.

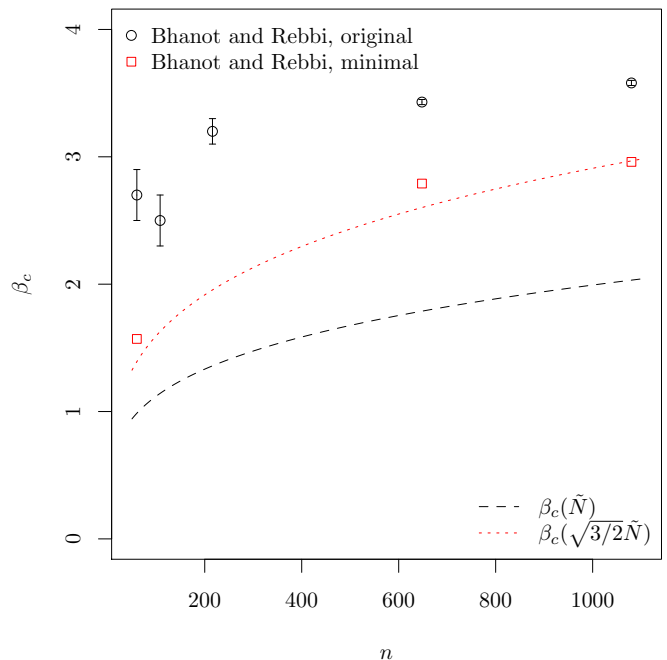


FIG. 6. The critical value β_c in $SU(3)$ as a function of the number n of elements in the set. The lines represent the approximation eq. (30) where the order $\tilde{N}(n)$ is obtained from eq. (34) and eq. (33). The reference data by Bhanot and Rebbi [22] comes from their Table 1 (“original”) and from the leftmost points of the hysteresis loops in their Figures 1-3 (“minimal”), respectively.

This comparison rules out the usage of the so-called Genz partitioning, because the weights are difficult to compute and the difference due to not included weights increases with the number of elements. Thus, Monte Carlo simulations with fine Genz partitionings of $SU(2)$ are not feasible.

For the other considered partitionings, this comparison turned out to give good agreement with the standard simulation code, in particular when the weights are included. Moreover, the finer the discretisation (and the larger the number of elements) the smaller the deviation between simulations with and without weighting.

In addition we have investigated the so-called freezing transition for the partitions and for all finite subgroups of $SU(2)$. The main result visualised in fig. 5 is that the partitioning F_k based on Fibonacci lattices allows for a flexible choice of the number of elements by adjusting k and at the same time larger β_c -values compared to finite subgroups and the other discussed partitionings. Thus, Fibonacci based discretisations provide the largest simulatable β -range at fixed n .

Coming back to the introduction, using the partitionings proposed here does not pose any problem even at very large β -values at least in Monte Carlo simulations. This leaves us optimistic for their applicability in the Hamiltonian formalism for tensor network or quantum computing applications.

Finally, the generalisation of the partitionings discussed here to the case of $SU(3)$ relevant for quantum chromodynamics is straightforward and we expect that the results obtained in this paper directly translate to this larger group.

ACKNOWLEDGMENTS

This work is supported by the Deutsche Forschungsgemeinschaft (DFG, German Research Foundation) and the NSFC through the funds provided to the Sino-German Collaborative Research Center CRC 110 “Symmetries and the Emergence of Structure in QCD” (DFG Project-ID 196253076 - TRR 110, NSFC Grant No. 12070131001). The open source software packages R [23] and hadron [21] have been used.

-
- [1] Manuel Schneider, Johann Ostmeyer, Karl Jansen, Thomas Luu, and Carsten Urbach, “Simulating both parity sectors of the Hubbard Model with Tensor Networks,” *Phys. Rev. B* **104**, 155118 (2021).
- [2] Timo Felser, Simone Notarnicola, and Simone Montangero, “Efficient tensor network ansatz for high-dimensional quantum many-body problems,” *Physical Review Letters* **126** (2021), 10.1103/physrevlett.126.170603.
- [3] John B. Kogut and Leonard Susskind, “Hamiltonian Formulation of Wilson’s Lattice Gauge Theories,” *Phys. Rev. D* **11**, 395–408 (1975).
- [4] D. Petcher and D. H. Weingarten, “Monte Carlo Calculations and a Model of the Phase Structure for Gauge Theories on Discrete Subgroups of $SU(2)$,” *Phys. Rev. D* **22**, 2465 (1980).
- [5] K. Jansen, J. Jersak, C. B. Lang, T. Neuhaus, and G. Vones, “Phase Structure of Scalar Compact QED,” *Nucl. Phys. B* **265**, 129–144 (1986).
- [6] Andrei Alexandru, Paulo F. Bedaque, Siddhartha Haralkar, Henry Lamm, Scott Lawrence, and Neill C. Warrington (NuQS), “Gluon Field Digitization for Quantum Computers,” *Phys. Rev. D* **100**, 114501 (2019), arXiv:1906.11213 [hep-lat].
- [7] Yao Ji, Henry Lamm, and Shuchen Zhu (NuQS), “Gluon Field Digitization via Group Space Decimation for Quantum Computers,” *Phys. Rev. D* **102**, 114513 (2020), arXiv:2005.14221 [hep-lat].
- [8] Andrei Alexandru, Paulo F. Bedaque, Ruairí Brett, and Henry Lamm, “The spectrum of qubitized QCD: glueballs in a $S(1080)$ gauge theory,” (2021), arXiv:2112.08482 [hep-lat].
- [9] Kenneth G. Wilson, “Confinement of Quarks,” *Phys. Rev. D* **10**, 2445–2459 (1974).
- [10] J. L. Britton, “Lectures on the icosahedron and the solution of equations of the fifth degree by Felix Klein. translated by G. G. Morrice. second revised edition, reprinted. pp. xvi 289. 1.85. 1956. (Dover Publications),” *The Mathematical Gazette* **42**, 139–140 (1958).
- [11] Patrick Duval, *Homographies, quaternions and rotations*, Oxford mathematical monographs (Clarendon Press, Oxford, 1964).
- [12] T. Frankel, *The Geometry of Physics: An Introduction*, 3rd ed. (Cambridge University Press, 2012).
- [13] Georges Voronoi, “Nouvelles applications des paramètres continus à la théorie des formes quadratiques. premier mémoire. sur quelques propriétés des formes quadratiques positives parfaites.” *Journal für die reine und angewandte Mathematik (Crelles Journal)* **1908**, 97–102 (1908).
- [14] Georges Voronoi, “Nouvelles applications des paramètres continus à la théorie des formes quadratiques. deuxième mémoire. recherches sur les paralléloèdres primitifs.” *Journal für die reine und angewandte Mathematik (Crelles Journal)* **1908**, 198–287 (1908).
- [15] Alan Genz, “Fully symmetric interpolatory rules for multiple integrals over hyper-spherical surfaces,” *Journal of Computational and Applied Mathematics* **157**, 187–195 (2003).
- [16] A. Pugh, *Polyhedra: A Visual Approach*, Dome series (University of California Press, 1976).
- [17] K. Sadri (<https://math.stackexchange.com/users/388484/k-sadri>), “Can the fibonacci lattice be extended to dimensions higher than 3?” Mathematics Stack Exchange, (version: 2021-05-24).
- [18] R. Balian, J. M. Drouffe, and C. Itzykson, “Gauge Fields on a Lattice. 3. Strong Coupling Expansions and Transition Points,” *Phys. Rev. D* **11**, 2104 (1975), [Erratum: Phys.Rev.D 19, 2514 (1979)].
- [19] R. Balian, J. M. Drouffe, and C. Itzykson, “Erratum: Gauge fields on a lattice.iii.strong-coupling expansions and transition points,” *Phys. Rev. D* **19**, 2514–2515 (1979).
- [20] Ulli Wolff (ALPHA), “Monte Carlo errors with less errors,” *Comput. Phys. Commun.* **156**, 143–153 (2004), [Erratum: Comput.Phys.Commun. 176, 383 (2007)], arXiv:hep-lat/0306017.
- [21] Bartosz Kostrzewa, Johann Ostmeyer, Martin Ueding, Carsten Urbach, Nikolas Schlage, Markus Werner, Ferenc Pittler, Matthias Fischer, and Vittorio Lubicz, “hadron: package to extract hadronic quantities,” <https://github.com/HISKP-LQCD/hadron> (2020), R package version 3.1.0.
- [22] G. Bhanot and C. Rebbi, “Monte carlo simulations of lattice models with finite subgroups of $su(3)$ as gauge groups,” *Phys. Rev. D* **24**, 3319–3322 (1981).
- [23] R Core Team, *R: A Language and Environment for Statistical Computing*, R Foundation for Statistical Computing, Vienna, Austria (2019).

Appendix A: Derivations of the nearest neighbour distances

The square distance $d(j_i, j_l)^2$ for *Genz points* can be approximated as follows:

$$d(j_i, j_l)^2 = \left| \left(\sqrt{\frac{j_i}{m}} - \sqrt{\frac{j_i - 1}{m}}, \sqrt{\frac{j_l}{m}} - \sqrt{\frac{j_l + 1}{m}} \right) \right|^2 \quad (\text{A1})$$

$$= \frac{1}{m} \left(j_i + j_i - 1 - 2\sqrt{j_i(j_i - 1)} + j_l + j_l + 1 - 2\sqrt{j_l(j_l + 1)} \right) \quad (\text{A2})$$

$$= \frac{1}{m} \left(2j_i - 2 \left(j_i - \frac{1}{2} - \frac{1}{8j_i} + \mathcal{O}(j_i^{-2}) \right) + 2j_l - 2 \left(j_l + \frac{1}{2} - \frac{1}{8j_l} + \mathcal{O}(j_l^{-2}) \right) \right) \quad (\text{A3})$$

$$= \frac{1}{m} \left(\frac{1}{4j_i} + \frac{1}{4j_l} + \mathcal{O}(j_i^{-2}) + \mathcal{O}(j_l^{-2}) \right) \quad (\text{A4})$$

For the *linear partitioning* one readily computes the approximation

$$\Delta M \equiv \sqrt{\sum_{i'=0}^k j_{i'}^2 + (j_i - 1)^2 - j_i^2 + (j_l + 1)^2 - j_l^2} - \sqrt{\sum_{i'=0}^k j_{i'}^2} \quad (\text{A5})$$

$$= \sqrt{M^2 - 2j_i + 2j_l + 2} - M \quad (\text{A6})$$

$$= \frac{-j_i + j_l}{M} + \mathcal{O}\left(\frac{1}{M}\right) + \mathcal{O}\left(\frac{(j_i - j_l)^2}{M^3}\right) \quad (\text{A7})$$

$$= \frac{j_l - j_i}{M} + \mathcal{O}\left(\frac{1}{m}\right) \quad (\text{A8})$$

yielding an inverse change

$$\frac{1}{M} - \frac{1}{M + \Delta M} = \frac{\Delta M}{M^2} + \mathcal{O}\left(\frac{1}{M^3}\right) \quad (\text{A9})$$

$$= \frac{j_l - j_i}{M^3} + \mathcal{O}\left(\frac{1}{m^3}\right). \quad (\text{A10})$$

With this we can again calculate the square distance

$$d(j_i, j_l)^2 = \left| \left(\frac{j_0}{M} - \frac{j_0}{M + \Delta M}, \dots, \frac{j_i}{M} - \frac{j_i - 1}{M + \Delta M}, \dots, \frac{j_l}{M} - \frac{j_l + 1}{M + \Delta M}, \dots, \frac{j_k}{M} - \frac{j_k}{M + \Delta M} \right) \right|^2 \quad (\text{A11})$$

$$= \sum_{l=0}^k \left(\frac{j_l(j_l - j_i)}{M^3} \right)^2 + \frac{2}{M^2} + \mathcal{O}\left(\frac{1}{m^3}\right) \quad (\text{A12})$$

$$= \frac{(j_l - j_i)^2}{M^4} + \frac{2}{M^2} + \mathcal{O}\left(\frac{1}{m^3}\right). \quad (\text{A13})$$

Nearest neighbours for the *Volleyball partitioning* can be obtained by modifying $j_i \pm 1$ leading to the following

approximation of ΔM

$$\Delta M \equiv \sqrt{\sum_{i'=0}^k j_{i'}^2 + (j_i \pm 1)^2 - j_i^2} - \sqrt{\sum_{i'=0}^k j_{i'}^2} \quad (\text{A14})$$

$$= \sqrt{M^2 \pm 2j_i + 1} - M \quad (\text{A15})$$

$$= \frac{\pm j_i}{M} + \mathcal{O}\left(\frac{1}{M}\right) + \mathcal{O}\left(\frac{j_i^2}{M^3}\right) \quad (\text{A16})$$

$$= \frac{\pm j_i}{M} + \mathcal{O}\left(\frac{1}{m}\right) \quad (\text{A17})$$

and the corresponding inverse change

$$\frac{1}{M} - \frac{1}{M + \Delta M} = \frac{\Delta M}{M^2} + \mathcal{O}\left(\frac{1}{M^3}\right) \quad (\text{A18})$$

$$= \frac{\pm j_i}{M^3} + \mathcal{O}\left(\frac{1}{m^3}\right). \quad (\text{A19})$$

Finally, we find the square distance

$$d(j_i, j_l)^2 = \left| \left(\frac{j_0}{M} - \frac{j_0}{M + \Delta M}, \dots, \frac{j_i}{M} - \frac{j_i \pm 1}{M + \Delta M}, \dots, \frac{j_k}{M} - \frac{j_k}{M + \Delta M} \right) \right|^2 \quad (\text{A20})$$

$$= \sum_{l=0}^k \left(\frac{j_l j_l}{M^3} \right)^2 + \frac{1}{M^2} + \mathcal{O}\left(\frac{1}{m^3}\right) \quad (\text{A21})$$

$$= \frac{j_i^2}{M^4} + \frac{1}{M^2} + \mathcal{O}\left(\frac{1}{m^3}\right). \quad (\text{A22})$$