

3D hydrodynamical simulations of the impact of mechanical feedback on accretion in supersonic stellar-mass black holes

V. Bosch-Ramon¹

Departament de Física Quàntica i Astrofísica, Institut de Ciències del Cosmos (ICC), Universitat de Barcelona (IEEC-UB), Martí i Franquès 1, E08028 Barcelona, Spain.

e-mail: vbosch@fqa.ub.edu

October 23, 2022

ABSTRACT

Context. Isolated stellar-mass black holes accrete gas from the surroundings, often at supersonic speeds, and can form outflows that can influence the accreted gas. The latter process, known as mechanical feedback, can significantly affect the accretion rate.

Aims. We use hydrodynamical simulations to assess the impact of mechanical feedback on the accretion rate when the black hole moves supersonically through a uniform medium.

Methods. We carry out 3-dimensional hydrodynamical simulations of outflows fueled by accretion that interact with a uniform medium, probing scales similar to and larger than the accretor gravitational sphere of influence. In the simulations the accretor is at rest and the medium moves at supersonic speeds. The outflow power is assumed to be proportional to the accretion rate. The simulations are run for different outflow-medium motion angles and velocity ratios. The impact of different degrees of outflow collimation, accretor size, and resolution is also investigated.

Results. In general, the accretion rate is significantly affected by mechanical feedback. The effect is small for outflows perpendicular to the medium motion, and quickly grows for smaller angles. Moreover, the smaller the medium-to-outflow velocity ratio is, the more accretion decreases. On the other hand, the impact of outflow collimation seems moderate. The effect is enhanced when the accretor size is reduced. For a population of black holes with random outflow orientations, the average accretion rate drops by (*high-low* resolution) $\sim 0.2 - 0.4$ and $\sim 0.1 - 0.2$ for medium-to-outflow velocity ratios of 1/20 and 1/100, respectively, when compared to the corresponding cases without outflow.

Conclusions. Our results strongly indicate that, on the considered scales, mechanical feedback can easily reduce the energy available from supersonic accretion by a factor of several. This should be taken into account when studying the mechanical, thermal and non-thermal output of isolated black holes.

Key words. Black hole physics - Accretion, accretion disks - ISM: jets and outflows - Dark matter

1. Introduction

Wandering stellar-mass black holes that lack non-degenerate stellar companions, called isolated black holes (IBH) hereafter (regardless of their multiplicity), are naturally expected to be present in the Galaxy just from stellar evolution. The predicted numbers of these objects in the Galactic disk are as high as $\sim 10^8$ (e.g., Shapiro & Teukolsky 1983), so significant numbers of IBH should be present in all kinds of galactic environments. In fact, the presence of IBH in the Universe has been indirectly inferred from gravitational lensing studies (e.g. Wyrzykowski et al. 2016; Karolinski & Zhu 2020; Wyrzykowski & Mandel 2020), and directly found through the detection of gravitational waves from black-hole binary mergers by the LIGO and Virgo collaborations (e.g., Abbott et al. 2016; The LIGO Scientific Collaboration & the Virgo Collaboration, et al. 2020). Moreover, the presence of IBH have also been inferred through their effects on the dynamical evolution of the galactic structures in which they are embedded (see, e.g., Gieles et al. 2021, and references therein). However, despite theoretical expectations of their numbers and emission (e.g., Meszaros 1975; McDowell 1985; Campana & Pardi 1993; Fujita et al. 1998; Agol & Kamionkowski 2002; Maccarone 2005; Barkov et al. 2012; Fender et al. 2013; Ioka et al. 2017; Tsuna et al. 2018; Matsumoto et al. 2018; Tsuna

& Kawanaka 2019), electromagnetic radiation from these objects has not been unambiguously detected so far. It is worth noting that, in addition to IBH of stellar origin, primordial black holes of stellar masses formed in the very early universe may also exist (e.g., Zel'dovich & Novikov 1967; Hawking 1971; Carr & Hawking 1974; Chapline 1975). If this were the case, these objects would make up some fraction of the dark matter, and could be behind (at least some) gravitational wave detections (e.g., Bird et al. 2016; Clesse & García-Bellido 2017; Sasaki et al. 2016, 2018; De Luca et al. 2021), leave an imprint on the cosmic microwave background and the 21-cm Hydrogen signals (e.g., Ricotti et al. 2008; Ali-Haïmoud & Kamionkowski 2017; Poulin et al. 2017; Bernal et al. 2017; Nakama et al. 2018; Bernal et al. 2018; Hektor et al. 2018; Mena et al. 2019; Hütsi et al. 2019), and potentially populate the Galaxy in significant numbers while emitting in different wavelengths (e.g., Gaggero et al. 2017; Manshanden et al. 2019; Bosch-Ramon & Bellomo 2020).

Regardless of their origin, IBH accreting from the environment can launch outflows (winds, jets, or both) under very different conditions. The presence of such outflows, which may be quite common, can modulate the accretion of gas by transferring momentum and energy to the medium already on the scales

of the IBH gravitational sphere of influence, or even farther. This process is known as mechanical feedback, and does not require much outflow power to affect the gas far from the IBH, as even relatively weak outflows could interfere with the supersonic accretion process. In fact, few numerical studies of illustrative cases (Li et al. 2020; Bosch-Ramon & Bellomo 2020) have been done, which suggest that this interference may be rather strong. Therefore, the potential ubiquity of outflows, and a possible high efficiency of mechanical feedback, may severely reduce the energetics of IBH accretion already relatively far from the IBH. In this way, mechanical feedback would affect for instance the radiation produced by accretion or the outflows themselves, the potential non-thermal particle production, IBH growth, or effects on matter and radiation in the present and the early Universe (see, e.g., Soker 2016; Ioka et al. 2017; Levinson & Nakar 2018; Zeilig-Hess et al. 2019; Gruzinov et al. 2019; Li et al. 2020; Bosch-Ramon & Bellomo 2020; Takhistov et al. 2021a,b).

It is still not clear at a quantitative level how the accretion rate depends on the outflow orientation and collimation degree, or the accretor-medium relative velocity, as a broad exploration of mechanical feedback in accreting supersonic IBH has not been done so far. Attempting to improve our understanding of the role of mechanical feedback in accreting supersonic IBH, we performed for the first time a wide exploration of mechanical feedback in stellar-mass IBH through a set of numerical 3-dimensional (3D) simulations, probing different outflow orientations and medium velocities, outflow opening angles, and the effect of simulation limitations such as resolution or the accretor size. We focused on the effect of mechanical feedback on the accretion rate on scales similar to, or larger than, the IBH sphere of influence.

The article is organized as follows: In Sect. 2, we describe the studied scenario, and present a simplified analysis of mechanical feedback that helped to guide the numerical calculations. Then, the numerical simulations are introduced in Sect. 3, and their results are presented and discussed in Sects. 4 and 5, respectively. Throughout this work, the convention $Q_b = Q/10^b$ is adopted, with Q being in cgs units unless stated otherwise.

2. Physical scenario

2.1. Accretion and outflow

The scenario investigated here consists of an IBH surrounded by a uniform medium with velocity v_{IBH} , which is taken well above the sound speed of the medium. The IBH produces a bipolar, axisymmetric and accretion-powered outflow whose injection was modeled phenomenologically and taking place close to the IBH. We adopted a set of parameters for which the interacting flows evolve adiabatically.

The impact of the IBH outflow on the accretion rate was studied on scales similar to, or larger than, the sphere of influence of the IBH. This region defined around the IBH has a radius (Hoyle & Lyttleton 1939; Bondi & Hoyle 1944):

$$r_{\text{acc}} \sim 2GM_{\text{IBH}}v_{\text{IBH}}^{-2} \approx 8 \times 10^{13} M_{\text{IBH},1.5} v_{\text{IBH},7}^{-2} \text{ cm}, \quad (1)$$

and is much larger than the region where the outflow forms. As the outflow formation occurs much closer to the IBH, the escape velocity should be $\gg v_{\text{IBH}}$. Thus, the outflow velocity (v_o) is also expected to be $\gg v_{\text{IBH}}$.

In the absence of mechanical feedback effects, the accretion rate of a (highly) supersonic accretor can be characterized with

r_{acc} through (Hoyle & Lyttleton 1939; Bondi & Hoyle 1944):

$$\begin{aligned} \dot{M}_{\text{IBH}} &\approx \pi r_{\text{acc}}^2 \rho_m v_{\text{IBH}} \approx 3.2 \times 10^{11} M_{\text{IBH},1.5}^2 n_{\text{m},0} v_{\text{IBH},6.5}^{-3} \text{ g s}^{-1} \\ &\approx 5.2 \times 10^{-15} M_{\text{IBH},1.5}^2 n_{\text{m},0} v_{\text{IBH},6.5}^{-3} M_{\odot} \text{ yr}^{-1}, \end{aligned} \quad (2)$$

where n_m is the medium density (see, e.g., equation 32 in Edgar 2004, for the case with an appreciable sound speed). It is worth mentioning that, as discussed in Bosch-Ramon & Bellomo (2020), the accretion rates expected in typical scenarios are far lower than the Eddington rate, which implies that accretion takes place through a radiatively inefficient, geometrically thick in-flowing structure.

The power of each side of the bipolar outflow is linked to the accretion rate through $L_o = (1/4)\epsilon \dot{M}_{\text{IBH}} v_o^2$, where \dot{M}_{IBH} is the accretion rate under the effects of mechanical feedback, and ϵ is a free parameter that determines the fraction of \dot{M}_{IBH} that goes to the bipolar outflow. We note that the power of the outflow, as it is defined, and the fact that the latter is initially highly supersonic, allow the derivation of the outflow mass rate: $\dot{M}_o = \epsilon \dot{M}_{\text{IBH}}$. As demonstrated in equations 10 and 11 in Bosch-Ramon & Bellomo (2020), the energetic requirement for an outflow to escape the ram pressure of the in-falling material is quite modest, and we chose in this work a rather low value for ϵ of 0.1. On the other hand, Barkov & Khangulyan (2012) showed that the efficiency in outflow production under somewhat similar conditions (i.e., low angular momentum accretion) could be in fact as high as $\epsilon v_o^2 \lesssim c^2$, whereas we take here $\epsilon v_o^2 \ll c^2$. We chose a much lower (and arguably more conservative) value for this efficiency for two reasons: The first reason was to show that even relatively weak winds can significantly affect the accretion rate. The second (perhaps even more important) reason was that a modest L_o -value allows the use of a computational grid significantly smaller than that needed in the case of a powerful outflow.

The outflow assumed here can still easily reach beyond r_{acc} , allowing it to directly interact hydrodynamically with material that is still not significantly affected by the IBH gravity. Through this mechanical feedback, the outflow deposits momentum and energy on the in-coming medium (as seen by the IBH), compressing and heating the gas and potentially reducing the accretion rate.

2.2. Relevant dependencies of mechanical feedback

Mechanical feedback effectively reduces how much medium is captured, as illustrated in Fig. 1, and the actual accretion rate \dot{M}_{IBH} will be smaller than the value of \dot{M}_{IBH} without jet by a factor:

$$\xi = \dot{M}_{\text{IBH}} / \dot{M}_{\text{IBH}} \sim z_{\text{acc}} / r_{\text{acc}}. \quad (3)$$

The value of ξ should mostly depend on how much energy is injected by the outflow in the incoming medium, as this would modify the effective region of influence of the IBH. The injection of energy takes place at the contact discontinuity (CD) between the medium and the outflow, mediated by the transfer of some momentum from the outflow to the medium.

The rate at which the outflow transfers momentum to the medium at the CD can be roughly estimated from the outflow momentum rate component facing the medium, which in the non-relativistic case is:

$$\dot{p}_{o\perp} \sim (1/2) \dot{M}_o v_o \cos \theta = (1/2) \epsilon \dot{M}_{\text{IBH}} v_o \cos \theta, \quad (4)$$

where θ is the angle that characterizes the outflow-medium motion angle (see Fig. 1). This equation assumes that the outflow

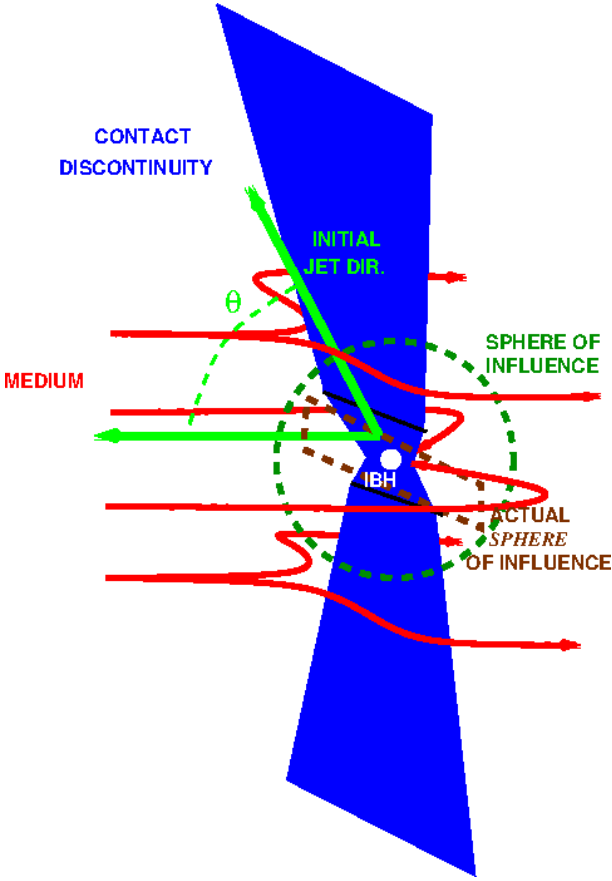


Fig. 1: Sketch of the scenario (not to scale). The relation between the green circumference and the smaller brown rectangle determines how much medium finally reaches the accretor. The thick red solid lines represent the medium streamlines that may or may not reach the accretor depending on their impact parameter.

and the medium interact obliquely, and that the outflow becomes subsonic at the oblique shock imparted by the medium impact, in the shock frame. For cases with θ approaching 90° , further physical information would be required for a proper estimate of $\dot{p}_{o\perp}$, as the opening angle of the outflow becomes important. On the other hand, for $\theta \sim 0$, the flows interact head-on and the situation would be very different.

Assuming that all the medium within r_{acc} is intercepted by the CD and shocked, the amount of energy per time transferred to the medium shocked against the CD, within a certain distance from the accretor, can be roughly characterized as:

$$L_{o\perp} \sim \dot{p}_{o\perp} v_{\text{IBH}}. \quad (5)$$

This extra energy, pumped into the medium by getting obliquely impacted by the outflow, can lead to a very much enhanced medium sound speed. Assuming that the mass rate entering the region of interest is \dot{M}_{IBH} , one can estimate this sound speed:

$$c_s \sim \sqrt{\gamma L_{o\perp} / \dot{M}_{\text{IBH}}} = \sqrt{\gamma \epsilon v_o v_{\text{IBH}} \cos \theta / 2}. \quad (6)$$

After being stopped by the CD, the shocked medium is initially subsonic, and thus c_s becomes a characteristic velocity of the problem. For the purpose of informing numerical simulations, an heuristic approach is adopted in what follows in which ξ is considered to be mostly a function of v_{IBH}/c_s , and thus a function of η_v and $\cos \theta$, where $\eta_v = v_{\text{IBH}}/v_o$.

As explained above, ϵ is fixed to 0.1, high enough so the outflow could reach outside of the IBH sphere of influence (Bosch-Ramon & Bellomo 2020). This is done under the assumption that significantly larger ϵ -values would lead at least to a similar impact of mechanical feedback on accretion (if not more), but a devoted study is needed for a proper, quantitative assessment. Despite the dependency of \dot{M}_{IBH} on M_{IBH} is rather strong, the previous analysis allows us to neglect this parameter as just relative comparisons are intended in this investigation. On the other hand, despite the outflow half-opening angle (χ) does not appear in Eq. (6), we studied two different values of χ in the simulations for an exploratory evaluation of its role.

We focused on cases in which the interacting flows were adiabatic, and a fortunate consequence of this assumption is that ξ is independent of n_m . Interacting flows with parameters such that they evolved in the radiative regime were not considered due to the difficulties generalizing the results in that case as they are more difficult to scale, and the higher computing costs. Additional complex phenomena is expected to arise in the radiative regime, such as the formation of thin shocked gas shells, cooling-enhanced instabilities, enhanced interaction-structure disruption, etcetera (see, e.g., Zeilig-Hess et al. 2019). Although these phenomena would likely yield quantitative differences in the effect of mechanical feedback with respect to the adiabatic case, their study was left for future work. A related caveat is that, without radiative cooling, accretion can be halted when the accreted gas becomes too hot close enough to the IBH. In our case, given the relatively large accretor sizes considered, this effect is still not significant. In a way, this effect is included here by assuming the presence of an outflow, as the latter can be produced in the vicinity of an IBH precisely due to an excess of thermal energy (e.g., Sądowski et al. 2016).

In the next sections, we explore numerically how accretion is affected by an outflow accounting for changes in θ and η_v . Two different resolutions were also adopted, with the higher resolution being twice the lower one, which allowed the study of cases with half the outflow half-opening angle and accretor size.

3. Simulations

The simulations done for this work were carried out in 3D, which allowed the exploration of a much broader parameter space than that studied in the 2D simulations of Bosch-Ramon & Bellomo (2020). Since the adopted v_o is $\ll c$, the performed numerical calculations solved the non-relativistic equations of hydrodynamics in Cartesian coordinates for the conservation of mass, momentum and energy, using a code based on a finite-difference scheme that is third order in space and second order in time. For simplicity, the simulated flows were assumed to be 1-species, non-relativistic ideal gases that evolve adiabatically, with gas adiabatic index $\gamma = 5/3$. We adopted the same Riemann solver and spatial discretization scheme as in Bosch-Ramon & Bellomo (2020): the Marquina flux formula (Donat & Marquina 1996) and the PPM method as presented in Mignone et al. (2005), respectively. For further details on the code employed, we address the reader to de la Cita et al. (2017) and references therein. The employed code is parallelized through OpenMP, and the calculations were done in a work station using 10 processors. The computing time devoted to all the performed simulations was $\sim 2 \times 10^4$ cpu hours.

The accretor was simulated as a quasi-spherical region in the computational grid with pressure and density much lower than in the surroundings, within which the material is forced to move radially inwards at the local free-fall velocity. The accretor grav-

itational force was introduced in the hydrodynamical equations as a source term (see, e.g., Toro 2009). Through the poles of that spherical region, a radial outflow symmetric around the \hat{z} -direction enters into the simulation region with half-opening angle χ , velocity $v_o = 10^9 \text{ cm s}^{-1}$, and Mach number ≈ 8 . The Mach number is high enough to mimic the evolution of a flow that is cold, as expected that far from the outflow launching region. Since the outflow is initially in overpressure with the surroundings, its Mach number increases further outside the jet inlet. The value of χ was set to 0.4 (radians; i.e., $\approx 23^\circ$) in all simulation runs but in one case, in which a χ -value of 0.2 was adopted to probe the effects of a more collimated outflow. Initially in all simulations, outside the accretor the medium initial density is $\rho_m = n_m m_H = m_H \text{ g cm}^{-3}$, where $m_H \approx 1.7 \times 10^{-24} \text{ g}$ is the Hydrogen atom mass. Two different initial medium velocities were studied: $v_{\text{IBH}} = 10^7$ and $5 \times 10^7 \text{ cm s}^{-1}$, with a Mach number of 3. The grid boundary conditions were set to in-flow at the boundaries where the medium entered the computational domain, reflection at $y = 0$, and free-flow in the remaining boundaries.

The gravitational force of the IBH was modeled as generated by a point-like object with mass $M_{\text{IBH}} = 30 M_\odot$ located at $(0, 0, 0)$. The sphere of influence of such an object has a radius $r_{\text{acc}} \approx 3 \times 10^{12} \text{ cm}$ for $v_{\text{IBH}} = 5 \times 10^7 \text{ cm s}^{-1}$, and $\approx 8 \times 10^{13} \text{ cm}$ for $v_{\text{IBH}} = 10^7 \text{ cm s}^{-1}$ (see Eq. 1). The corresponding accretion timescales are $t_{\text{acc}} = r_{\text{acc}}/v_{\text{IBH}} \approx 6.4 \times 10^4 \text{ s}$ and $\approx 8 \times 10^6 \text{ s}$ for $v_{\text{IBH}} = 5 \times 10^7 \text{ cm s}^{-1}$ and $v_{\text{IBH}} = 10^7 \text{ cm s}^{-1}$, respectively.

3.1. Studied cases

For the simulations with $v_{\text{IBH}} = 5 \times 10^7 \text{ cm s}^{-1}$ and *low* resolution (called reference cases), the considered values of θ were 90° , 60° , 45° , 30° , and 0° , whereas for $v_{\text{IBH}} = 10^7 \text{ cm s}^{-1}$ they were 90° , 45° , and 0° . For $v_{\text{IBH}} = 5 \times 10^7 \text{ cm s}^{-1}$ and $\theta = 60^\circ$ and 45° , runs were carried out with twice the resolution of the reference cases, and additionally for $\theta = 60^\circ$, two different accretor sizes and χ -values were explored. All the listed parameter configurations are presented in Table 1.

In addition to the simulations of the described cases, several test trials were run to check the robustness of the simulations, in particular for runs with the longest computing times. For instance, the simulations with $v_{\text{IBH}} = 10^7 \text{ cm s}^{-1}$ were approximately ~ 20 times longer than the corresponding reference cases, which made difficult to use large grids. Therefore, the behavior of \dot{M}_{IBH} was checked with relatively shorter simulations involving larger grids and $\approx 2/3$ of the resolution. This was done for comparison for the cases with $\theta = 45^\circ$ and $v_{\text{IBH}} = 10^7 \text{ cm s}^{-1}$ and $v_{\text{IBH}} = 5 \times 10^7 \text{ cm s}^{-1}$, and for completeness for the cases with $v_{\text{IBH}} = 10^7 \text{ cm s}^{-1}$ and $\theta = 30^\circ$ and 60° (to probe a slightly different region of the parameter space). These test results yielded quite similar results (not shown here) to those obtained in the main simulations, and they gave us confidence on the soundness of the numerical solutions, particularly regarding the accretor, outflow inlet and grid sizes.

3.1.1. Computational grid

The computational grid is inhomogeneous. In the *low* resolution runs, the sphere of influence has a radius of ~ 30 cells, and the accretor region radius is 10 cells. In the *high* resolution runs, the sphere of influence has a radius of ~ 60 cells, and the accretor radii are 10 or 20 cells depending on the studied case. A ratio of accretor radius to r_{acc} (\mathcal{R} ; see Table. 1) of $1/3$ is not optimal for

Table 1: List of the (free) parameter values used in the simulations.

<i>Low res.</i> ($l_{\text{cell}}^{\text{uni}} = r_{\text{acc}}/30$)					
θ :	90°	60°	45°	30°	0°
χ [radians]:	0.4	0.4	0.4	0.4	0.4
$v_{\text{IBH}} [\times 10^7 \text{ cm s}^{-1}]$:	1, 5	5	1, 5	5	1, 5
\mathcal{R} :	1/3	1/3	1/3	1/3	1/3
<i>High res.</i> ($l_{\text{cell}}^{\text{uni}} = r_{\text{acc}}/60$)					
θ :		60°	45°		
χ [radians]		0.2, 0.4	0.4		
$v_{\text{IBH}} [\times 10^7 \text{ cm s}^{-1}]$:		5	5		
\mathcal{R} :		1/6, 1/3	1/6		

Table 2: Number of cells for the whole grid, and for the uniform grid region.

$l_{\text{cell}}^{\text{uni}} = r_{\text{acc}}/30$ (all θ)	$v_{\text{IBH}} = 5 \times 10^7$,	10^7 cm s^{-1}
N_x, N_x^{uni} :	200, 20	185, 20
N_y, N_y^{uni} :	100, 10	100, 10
N_z, N_z^{uni} :	200, 20	270, 20
$l_{\text{cell}}^{\text{uni}} = r_{\text{acc}}/60$ ($\theta = 60^\circ, 45^\circ$)		
N_x, N_x^{uni} :	260, 40	
N_y, N_y^{uni} :	130, 20	
N_z, N_z^{uni} :	260, 40	

accuracy, but is enough for semi-quantitative estimates and was generally adopted because it allowed us to run a larger number of simulations. Taking $\mathcal{R} = 1/6$ yields more accurate results as long as the accretor is reasonably resolved (~ 10 cells seemed to work well enough for our purposes); Bosch-Ramon & Bellomo (2020) found a reasonable level of convergence around $\mathcal{R} \approx 1/6$, whereas Zeilig-Hess et al. 2019 found an error of $\approx 10\%$ for $\mathcal{R} = 1/10$ in their accretion test calculations. In the *high* (*low*) resolution runs, an accretor radius of 10 cells yields $\mathcal{R} = 1/6$ ($1/3$). The minimum χ was set such that the outflow diameter at injection was ≈ 8 cells, which was the case in all the simulations but in the one with *high* resolution and $\mathcal{R} = 1/3$, for which it was ≈ 16 cells. An accretor radius of 20 (10) cells and minimum outflow diameter of 8 cells allowed a minimum χ of 0.2 (0.4). Systematic errors for an outflow inlet with radius ≈ 8 cells are expected to be of $\sim 10\%$ in the outflow mass, momentum and energy rates, enough at the intended level of approximation.

For the reference cases, the whole computational grid consists of $200 \times 100 \times 200$ ($N_x \times N_y \times N_z$) cells, ranging from $x, z \approx -8.3$ to $8.3 r_{\text{acc}}$, and from $y = 0$ to $8.3 r_{\text{acc}}$; a run without outflow was also done with $z > 0$ and the upper half of the volume. The grid includes a uniform region centered at $(0, 0, 0)$ with volume $20 \times 10 \times 20$ ($N_x^{\text{uni}} \times N_y^{\text{uni}} \times N_z^{\text{uni}}$) cubic cells with size $l_{\text{cell}}^{\text{uni}} = r_{\text{acc}}/30$, fully encompassing the accretor and the outflow inlet.

In the runs with $v_{\text{IBH}} = 10^7 \text{ cm s}^{-1}$, the grid ranges from $x \approx -2.5$ to $17.5 r_{\text{acc}}$, from $y = 0$ to $8.75 r_{\text{acc}}$, and from $z \approx -17.5$ to $17.5 r_{\text{acc}}$. The uniform grid has the same N_x^{uni} , N_y^{uni} , N_z^{uni} values as in the case with $v_{\text{IBH}} = 5 \times 10^7 \text{ cm s}^{-1}$, whereas now $N_x = 190$, $N_y = 100$ and $N_z = 270$.

In the *high* resolution simulations, v_{IBH} was again set to $5 \times 10^7 \text{ cm s}^{-1}$, and two values for θ , 60° and 45° , were considered. The grid now ranges from $x, z \approx -6.75$ to $6.75 r_{\text{acc}}$, and from $y =$

0 to $6.75 r_{\text{acc}}$. The whole grid has $N_x = 260$, $N_y = 130$ and $N_z = 260$, and the central uniform region has $N_x^{\text{uni}} = 40$, $N_y^{\text{uni}} = 20$ and $N_z^{\text{uni}} = 40$, and is made of cubic cells with $l_{\text{cell}}^{\text{uni}} = r_{\text{acc}}/60$. In the case with $\theta = 60^\circ$, three different cases were studied probing different accretor sizes and outflow opening angles: $\mathcal{R} = 1/3$ ($\chi = 0.4$) and $1/6$ ($\chi = 0.4$); and $\chi = 0.2$ ($\mathcal{R} = 1/3$). In the case with $\theta = 45^\circ$, the parameter values were the same as in the corresponding reference case but \mathcal{R} , now set to $1/6$.

The non-uniform grid region is made of cells expanding at a fix rate of 1.019 per spatial step, starting beyond cell N_x^{uni} , N_y^{uni} and N_z^{uni} independently in each direction. To avoid numerical artifacts, the cell aspect ratio was kept below ~ 10 in the whole grid (Perucho et al. 2005), and the maximum aspect ratio was only achieved at the most peripheric grid regions. The information on the number of cells for the uniform and the whole grid in each simulation is given in Table 2.

The value of \dot{M}_{IBH} was computed 2 cells farther from the accretor boundary in all cases but in the *high* resolution case with $\mathcal{R} = 1/3$, for which it was 4 cells. We remind that the power of each component of the bipolar outflow is related to \dot{M}_{IBH} through $L_o = 0.025 \dot{M}_{\text{IBH}} v_o^2$. Given that $v_o = 10^9 \text{ cm s}^{-1}$, one can alternatively write $L_o = 2.8 \times 10^{-5} \dot{M}_{\text{IBH}} c^2$, which indicates that the adopted outflow power is rather small when compared to what is potentially available close to the IBH event horizon, of order $\sim \dot{M}_{\text{IBH}} c^2$ (see Barkov & Khangulyan 2012, and references therein).

4. Results

We show in Figs. 2–7 the density maps for the reference cases at the end of the runs (time t_{sim}), in the $y = 0$ and $z = 0$ planes and including no outflow case. The time t_{sim} was chosen such that the simulations were run until they reached a quasi-steady (QS) state. That means that they ran long enough for the shocked external medium, the slowest flow in the simulation, to cross the whole grid, and for the accretion rate to show a repetitive pattern. The evolution of \dot{M}_{IBH} for the reference cases is shown in Fig. 8. As seen from the figures, the interaction structure becomes more unstable, and the typical \dot{M}_{IBH} decreases the smaller the value of θ gets, that is, the more direct the medium-outflow interaction is. This result confirms what was already indicated in Li et al. (2020) simulations and also suggested by Bosch-Ramon & Belomo (2020) about the θ -dependence of mechanical feedback. Averaging the QS-state \dot{M}_{IBH} in solid angle, one obtains an averaged ratio of \dot{M}_{IBH} over the numerical accretion rate without outflow ($\dot{M}_{\text{IBH}}^{\text{num}}$) of:

$$\langle \xi^{\text{num}} \rangle = \langle \dot{M}_{\text{IBH}} \rangle / \dot{M}_{\text{IBH}}^{\text{num}} \approx 0.4. \quad (7)$$

Figure 9 presents density maps in the $y = 0$ and $z = 0$ planes for $\theta = 45^\circ$ and $v_{\text{IBH}} = 10^7 \text{ cm s}^{-1}$, and the same cell size in units of r_{acc} as in the reference cases. For this intermediate θ -value, the interaction structure is mostly filled with shocked outflow material, whereas in the corresponding reference case it was mostly filled by shocked medium. The structure seems more unstable as well far from the IBH sphere of influence. Density maps for the cases with $\theta = 90^\circ$ and 0° are not shown as they look similar to the corresponding reference cases. Figure 10 shows the evolution of \dot{M}_{IBH} for the three θ -values, which is more affected by mechanical feedback than in the reference cases, whereas the level of stability of the accretion curves is similar. For this lower v_{IBH} -value, the value of $\langle \xi^{\text{num}} \rangle$ approaches ~ 0.2 using this poorer

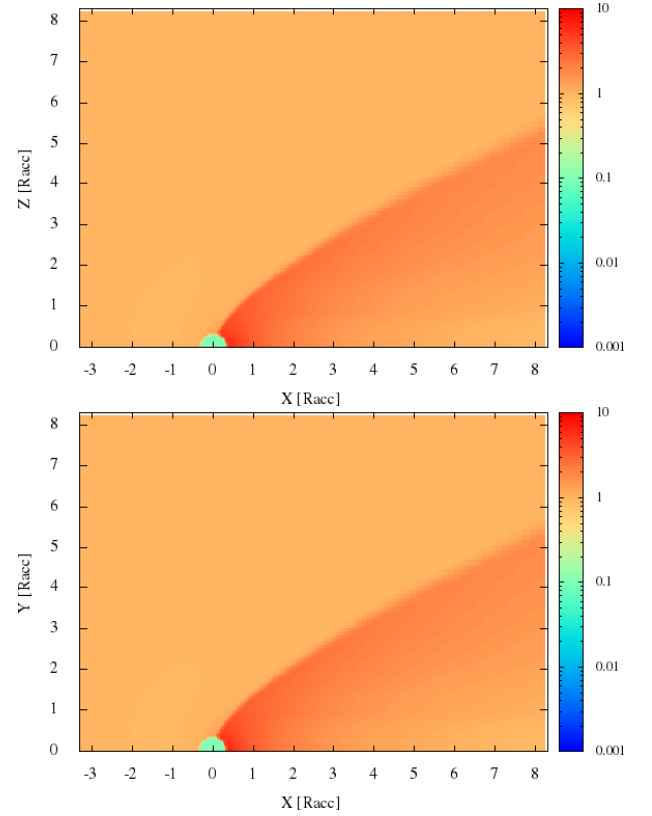


Fig. 2: Density map on the $y = 0$ (top panel) and $z = 0$ planes (bottom panel) in the case without outflow, at $t_{\text{sim}} \approx 23 t_{\text{acc}}$. The initial medium velocity and density are $5 \times 10^7 \text{ cm s}^{-1}$ and $1.7 \times 10^{-24} \text{ cm}^{-3}$, respectively, and $\mathcal{R} = 1/3$ and $M_{\text{IBH}} = 30 M_\odot$. The axis units are r_{acc} (i.e. $\approx 3 \times 10^{12} \text{ cm}$).

sample of θ -values (although it is consistent with the value derived from the mentioned test trials with lower resolution). This result indicates that the lower the value of v_{IBH} , the stronger is the effect of mechanical feedback on the IBH accretion rate.

Figures 11–13 show density maps in the $y = 0$ and $z = 0$ planes for $\theta = 60^\circ$, again with $v_{\text{IBH}} = 5 \times 10^7 \text{ cm s}^{-1}$, but now with twice the resolution of the reference cases. Two accretor sizes ($\mathcal{R} = 1/6$ and $1/3$ -Figs. 11 and 13-) fixing $\chi = 0.4$, and outflow half-opening angles ($\chi = 0.2$ and 0.4 -Figs. 12 and 13-) fixing $\mathcal{R} = 1/6$, were explored. Figure 14 shows the evolution of \dot{M}_{IBH} for these three cases and the corresponding reference case. Figure 15 presents the same as Fig. 11 ($v_{\text{IBH}} = 5 \times 10^7 \text{ cm s}^{-1}$, $\mathcal{R} = 1/6$ and $\chi = 0.4$) but now for $\theta = 45^\circ$ and only the $y = 0$ plane. To illustrate the variability of the structure in the QS state, stronger than in the corresponding reference case, this figure shows three different simulation times towards $t_{\text{sim}} \approx 23 t_{\text{acc}}$, each separated by $\approx t_{\text{acc}}$. The evolution of \dot{M}_{IBH} for this case and for the corresponding reference case is shown in Fig. 16. The accretion curves of $\theta = 60^\circ$ and 45° do not reflect a higher variability of \dot{M}_{IBH} in the *high* resolution cases when compared to the reference ones.

The *high* resolution simulations show that increasing the resolution by a factor of 2, while keeping the accretor size and the outflow opening angle equal, yields similar results to the *low* resolution simulations. On the other hand, making the resolution twice higher, while keeping the accretor size and reducing the outflow half-opening angle by half, reduces somewhat the impact of mechanical feedback, hinting at a moderate impact of χ

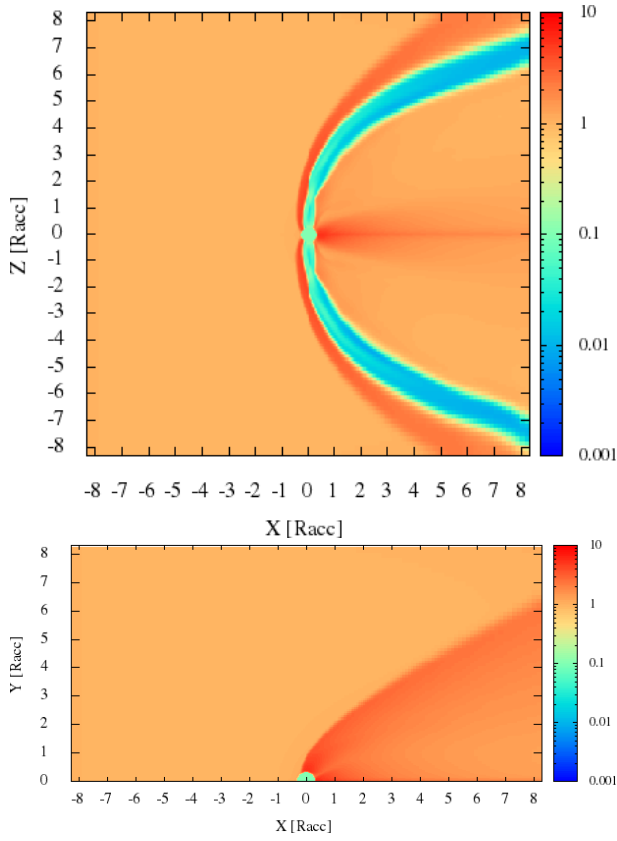


Fig. 3: Same as in Fig. 2, but with an outflow of $\chi = 0.4$ and $\theta = 90^\circ$.

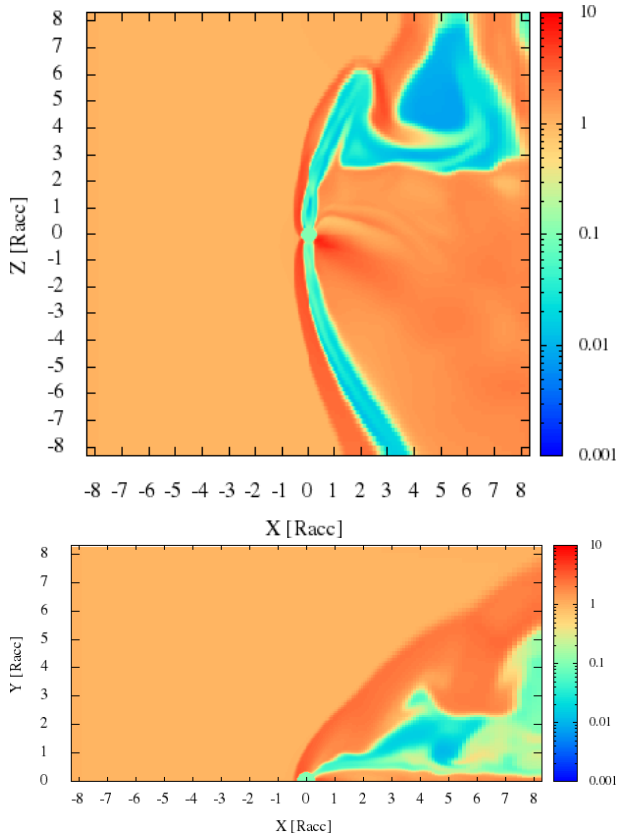


Fig. 4: Same as in Fig. 3 but for $\theta = 60^\circ$.

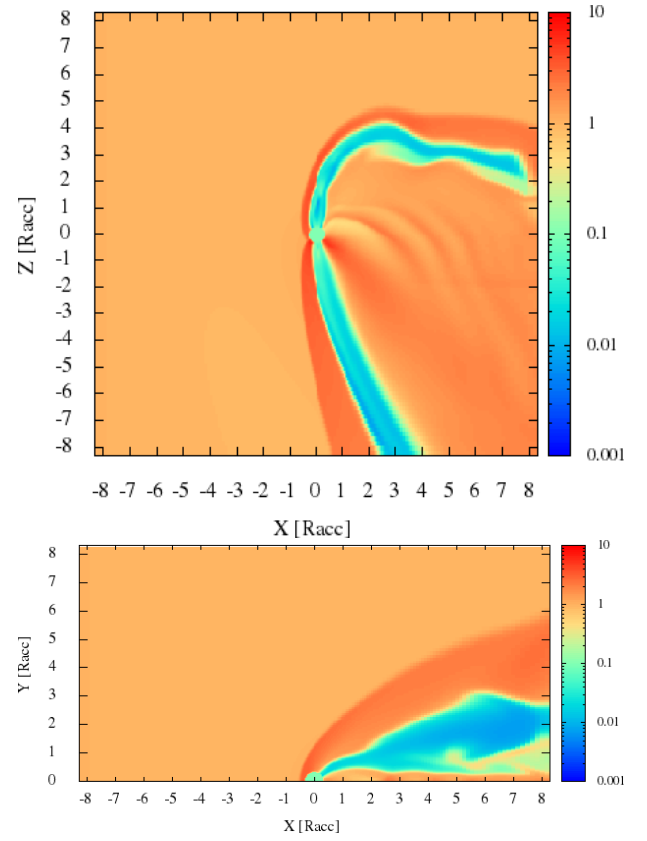


Fig. 5: Same as in Fig. 3 but for $\theta = 45^\circ$.

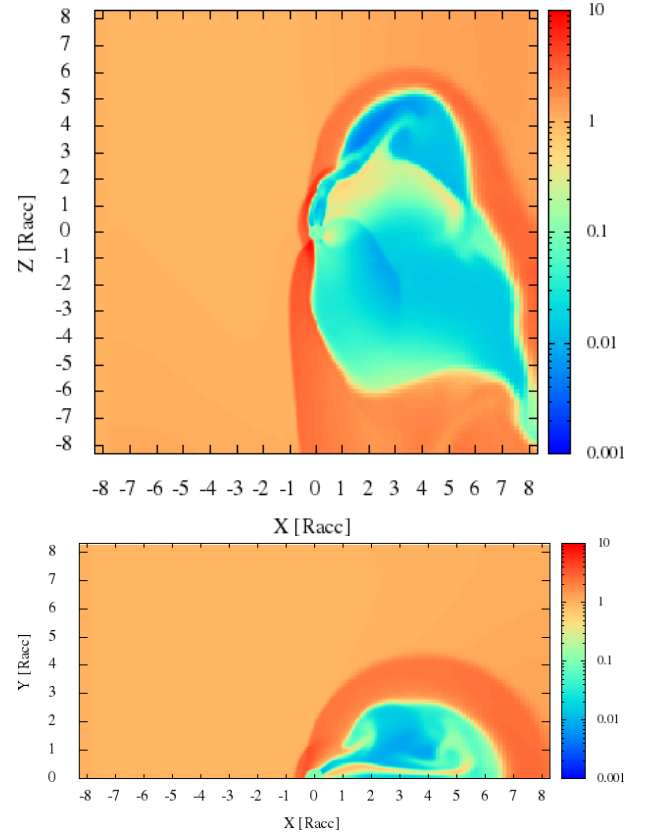


Fig. 6: Same as in Fig. 3 but for $\theta = 30^\circ$.

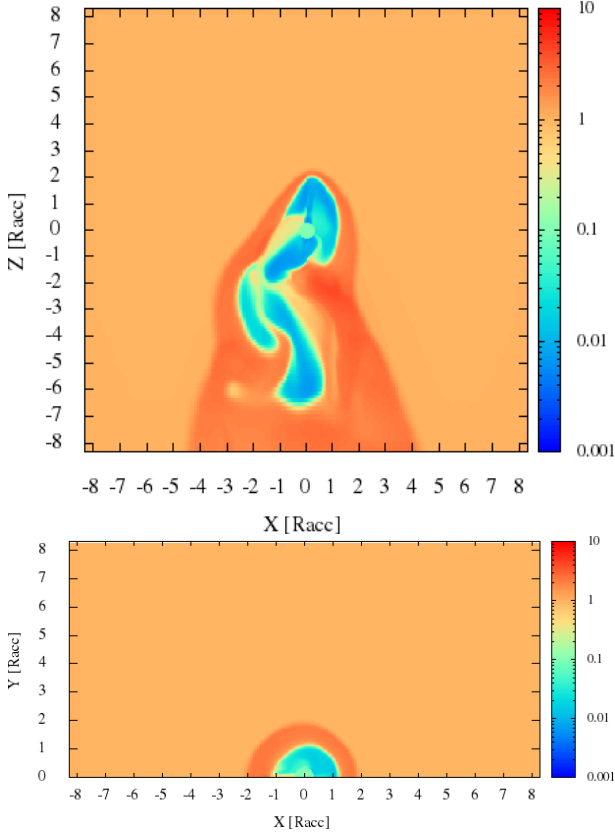


Fig. 7: Same as in Fig. 3 but for $\theta = 0^\circ$.

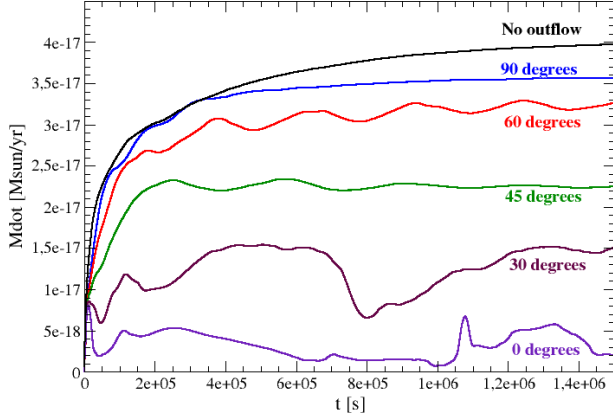


Fig. 8: Accretion rate for the reference cases (from top to bottom): without outflow, and with outflow and $\theta = 90^\circ$ (perpendicular medium and outflow), 60° , 45° , 30° , and 0° (parallel medium and outflow). The results are for simulation times up to $t_{\text{sim}} \approx 23 t_{\text{acc}}$, where $t_{\text{acc}} \approx 6.4 \times 10^4$ s.

on this effect; note that for $\chi \gtrsim 1$, the results are expected to be closer to the case with $\theta = 0$. The most prominent result is however that increasing the resolution by a factor of 2, and keeping $\chi = 0.4$ while decreasing the accretor size to a half, reduce the predicted QS-state accretion rate by $\approx 33\%$.

We finish this section with some illustrative plots that summarize the obtained results. We have represented the typical accretion rate versus θ -value for the reference cases in the QS state, and the result is shown in Fig. 17. The figure indicates that the stronger θ -dependence of \dot{M}_{IBH} is found at intermediate θ -values. In Fig. 18, we present the typical accretion rate versus v_{IBH} at

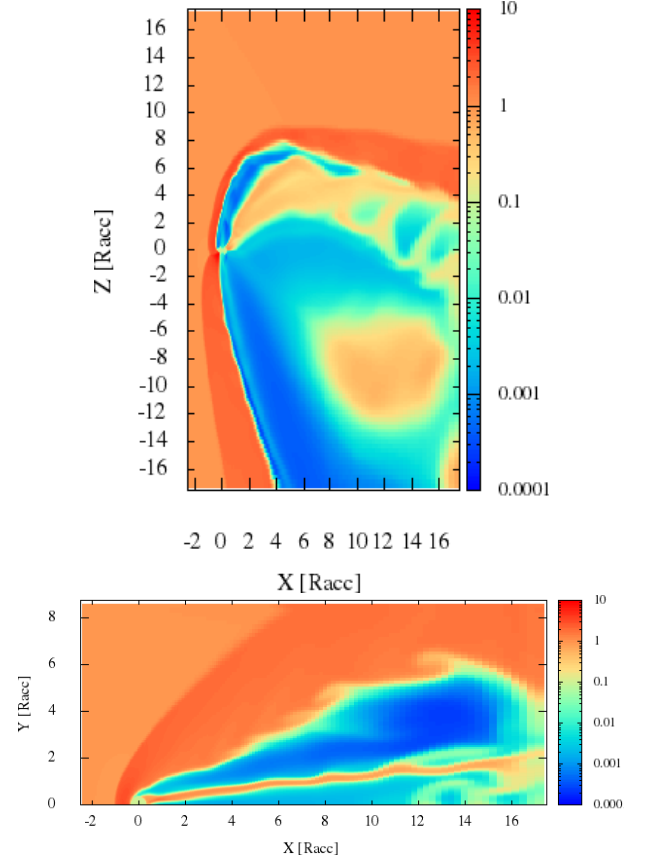


Fig. 9: Same as in Fig. 5 ($\theta = 45^\circ$) but for 10^7 cm s^{-1} , at $t_{\text{sim}} \approx 75 t_{\text{acc}}$; in this particular case $r_{\text{acc}} \approx 8 \times 10^{13}$ cm.

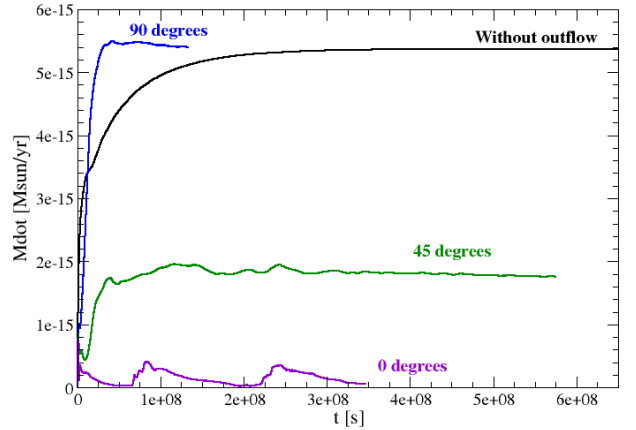


Fig. 10: Same as in Fig. 8 but for $v_{\text{IBH}} = 10^7 \text{ cm s}^{-1}$ and $\theta = 90^\circ$ (blue solid line), $\theta = 45^\circ$ (green solid line) and $\theta = 0^\circ$ (violet solid line). The case without outflow is also shown (black solid line). We remind that in these simulations $t_{\text{acc}} \approx 8 \times 10^6$ s.

$\theta = 0^\circ$, 45° and without outflow (very similar to the 90° case) in the QS state. In that figure, the slopes of a log-log representation of the lines are also given to better visualize the difference in behavior between the cases with outflow and the case without. The slopes seem to indicate that the v_{IBH} -dependence of \dot{M}_{IBH} weakens somewhat when the outflow is present. It is also worth noting that the case without outflow, with slope -3.1 , is as expected pretty close to the analytical value of -3 (see Eq. 2). Finally, in Fig. 19 we show the typical accretion rate versus degree of res-

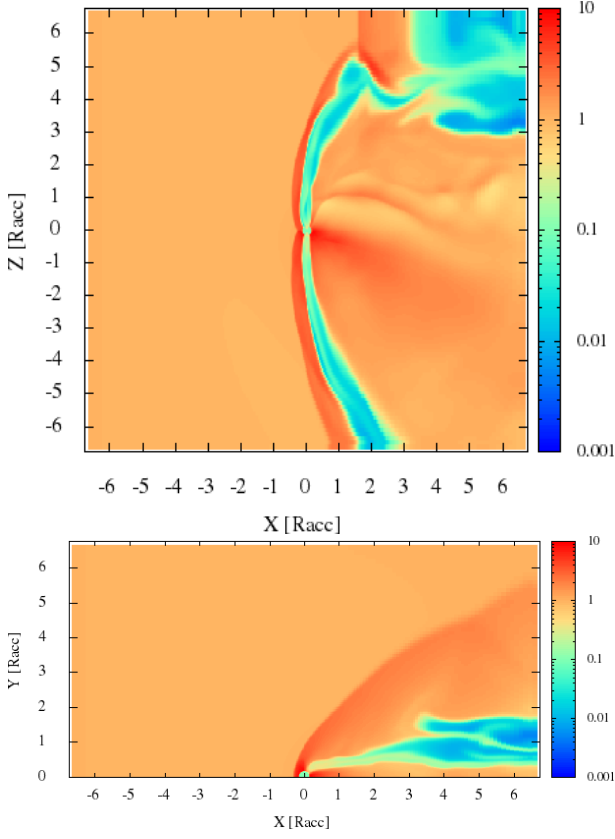


Fig. 11: Same as in Fig. 4 ($\theta = 60^\circ$) but for the *high* resolution case with $\mathcal{R} = 1/6$ and $\chi = 0.4$, at $t_{\text{sim}} \approx 12 t_{\text{acc}}$.

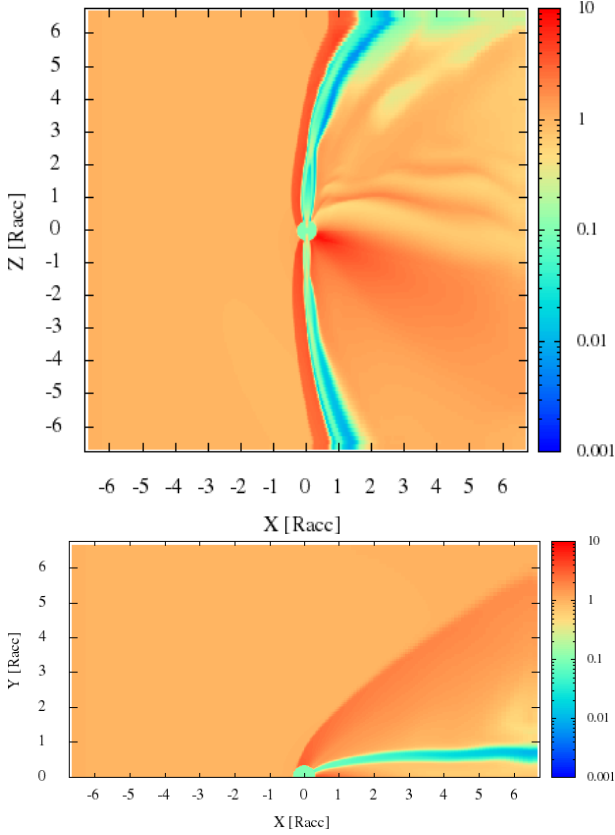


Fig. 12: Same as in Fig. 11 but for $\mathcal{R} = 1/3$ and $\chi = 0.2$.

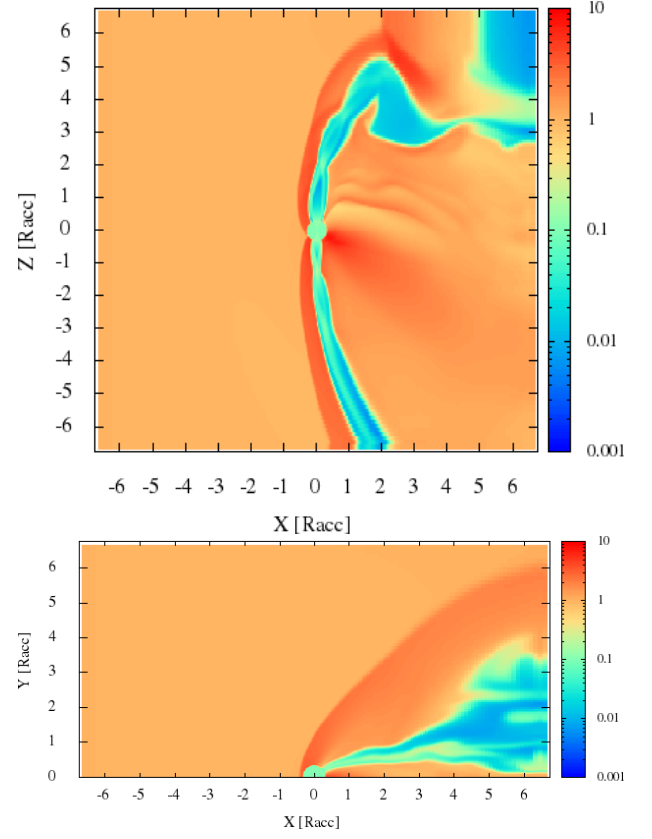


Fig. 13: Same as in Fig. 11 but for $\mathcal{R} = 1/3$ and $\chi = 0.4$.

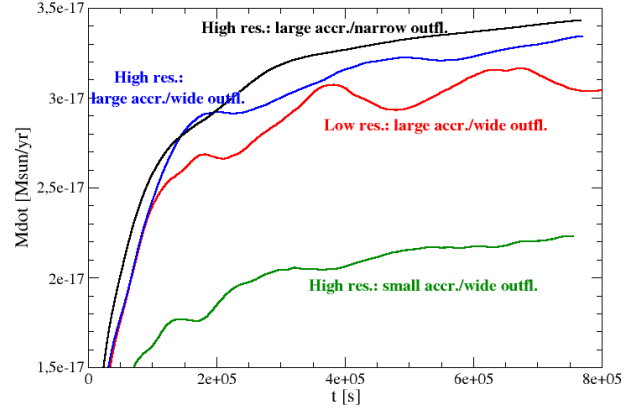


Fig. 14: Same as in Fig. 8 but for $\theta = 60^\circ$ and the higher resolution cases with $\mathcal{R} = 1/3$ and $\chi = 0.2$ (black solid line), $\mathcal{R} = 1/3$ and $\chi = 0.4$ (blue solid line), and $\mathcal{R} = 1/6$ and $\chi = 0.4$ (green solid line). The value of $t_{\text{sim}} \approx 12 t_{\text{acc}}$. The reference case with the same θ is also shown (red solid line).

olution (*low* and *high*) for $v_{\text{IBH}} = 5 \times 10^7 \text{ cm s}^{-1}$ and $\theta = 45^\circ$ ($\mathcal{R} = 1/6$, $\chi = 0.4$) and 60° ($\mathcal{R} = 1/3$, $\chi = 0.2$; $\mathcal{R} = 1/3$, $\chi = 0.4$; $\mathcal{R} = 1/6$, $\chi = 0.4$), at $t_{\text{sim}} \approx 12 t_{\text{acc}}$. As noted in the text, the stronger effect on \dot{M}_{IBH} arises when the accretor radius is smaller, whereas the effect is similar for both θ -angles.

5. Summary and discussion

The results presented in the previous section show that the presence of outflows, either winds or jets, can easily interfere with supersonic accretion through mechanical feedback on the scales

of the IBH sphere of influence. As expected from the analysis carried out in Sect. 2.2, the results confirm that both θ and v_{IBH} have a significant impact on the accretion rate. The *low* resolution simulations allow us to predict that a population of IBH with a random distribution of outflow orientations and directions of motion will present a decrease in the averaged \dot{M}_{IBH} with respect to $\dot{M}_{\text{IBH}}^{\text{num}}$ of $\langle \xi^{\text{num}} \rangle \sim 0.4$ and 0.2 for η_v -values of $1/20$ and $1/100$, respectively. However, the impact of resolution cannot be neglected. As shown by the *high* resolution simulations with $\mathcal{R} = 1/6$, which probed the cases with $\theta = 60^\circ$ and 45° and $v_{\text{IBH}} = 5 \times 10^7 \text{ cm s}^{-1}$, ξ^{num} decreases by $\approx 33\%$ with respect to the corresponding reference cases for both θ -values. Thus, if this resolution effect could be generalized to other θ - and η_v -values, our results would predict even lower values for $\langle \xi^{\text{num}} \rangle$, of $\sim 0.2 - 0.3$ and $\sim 0.1 - 0.2$ for η_v -values of $1/20$ and $1/100$, respectively. It is worth noting that if the medium were inhomogeneous on spatial scales $\lesssim r_{\text{acc}}$, fast variations in the accreted angular momentum and magnetic field geometry may lead to IBH outflows changing direction on timescales $\lesssim t_{\text{acc}}$. This could lead to some degree of *isotropization* of the outflow effect on the medium, in which case ξ would likely become smaller. Moreover, if instead of a sole IBH the accretor would consist of more than one object, several outflows with different orientations could form, which again may reduce ξ .

That mechanical feedback has such a significant impact already on scales $\sim r_{\text{acc}}$ is usually not considered when estimating the mechanical and radiative outputs of IBH (see however, e.g., Ioka et al. 2017; Matsumoto et al. 2018; Takhistov et al. 2021a,b, where mechanical feedback is discussed). If outflows with enough momentum and power to reach beyond r_{acc} from the IBH are present (which does not require much L_0), mechanical feedback should affect the impact of supersonic IBHs on the environment, and their detectability via electromagnetic radiation. An accurate evaluation of the impact of mechanical feedback, case by case, or population-wise, requires to account for many factors the assessment of which is outside the scope of this work: mass, spatial and velocity of IBH; the medium density structure; outflow production efficiency and velocity, and (though less significant) half-opening angle; etcetera. Nevertheless, despite a drop in \dot{M}_{IBH} by a factor of several may seem rather minor in front of so many uncertainties, mechanical feedback cannot be neglected, as such a drop in \dot{M}_{IBH} seems a sound prediction that goes against IBH detectability.

We conclude noting that our results seem robust in their range of applicability, and pave the way for higher resolution simulations, with larger grids and longer durations, which should be carried out as a next step for even more general predictions. The reasons are: increasing resolution further would allow the exploration of smaller values of \mathcal{R} and χ ; enlarging the grid would allow the adoption of even lower η_v -values, and/or larger ϵ -values; more resourceful simulations would permit the study of relativistic effects by adopting v_0 -values closer to c without increasing v_{IBH} to compensate (see Bosch-Ramon & Bellomo 2020, for a discussion on the impact of η_v on the computing time). These simulations should be carried out in a supercomputing facility with a code allowing for MPI-parallelization. In addition to all these improvements, we must nevertheless indicate that the mode of accretion and outflow generation depends on the accretion rate in a complex way, with narrow jets and broad winds alternatively dominating the outflows depending on the accretion regime (Bosch-Ramon & Bellomo 2020). Therefore, as accretion-ejection phenomena occurs in the IBH vicinity, the

study of mechanical feedback should also eventually account for the physics on spatial scales both \sim and $\ll r_{\text{acc}}$.

Acknowledgements

We thank the anonymous referee for constructive and useful comments that helped to improve the manuscript. V.B.-R. acknowledges financial support from the State Agency for Research of the Spanish Ministry of Science and Innovation under grant PID2019-105510GB-C31 and through the "Unit of Excellence María de Maeztu 2020-2023" award to the Institute of Cosmos Sciences (CEX2019-000918-M). V.B.-R. is Correspondent Researcher of CONICET, Argentina, at the IAR.

References

- Abbott, B. P., Abbott, R., Abbott, T. D., et al. 2016, *Physical Review Letters*, 116, 061102
- Agol, E. & Kamionkowski, M. 2002, *MNRAS*, 334, 553
- Ali-Haïmoud, Y. & Kamionkowski, M. 2017, *Phys. Rev. D*, 95, 043534
- Barkov, M. V. & Khangulyan, D. V. 2012, *MNRAS*, 421, 1351
- Barkov, M. V., Khangulyan, D. V., & Popov, S. B. 2012, *MNRAS*, 427, 589
- Bernal, J. L., Bellomo, N., Raccanelli, A., & Verde, L. 2017, *J. Cosmology Astropart. Phys.*, 2017, 052
- Bernal, J. L., Raccanelli, A., Verde, L., & Silk, J. 2018, *J. Cosmology Astropart. Phys.*, 2018, 017
- Bird, S., Cholis, I., Muñoz, J. B., et al. 2016, *Physical Review Letters*, 116, 201301
- Bondi, H. & Hoyle, F. 1944, *MNRAS*, 104, 273
- Bosch-Ramon, V. & Bellomo, N. 2020, *A&A*, 638, A132
- Campana, S. & Pardi, M. C. 1993, *A&A*, 277, 477
- Carr, B. J. & Hawking, S. W. 1974, *MNRAS*, 168, 399
- Chapline, G. F. 1975, *Nature*, 253, 251
- Clesse, S. & García-Bellido, J. 2017, *Physics of the Dark Universe*, 15, 142
- de la Cita, V. M., del Palacio, S., Bosch-Ramon, V., et al. 2017, *A&A*, 604, A39
- De Luca, V., Franciolini, G., Pani, P., & Riotto, A. 2021, *J. Cosmology Astropart. Phys.*, 2021, 003
- Donat, R. & Marquina, A. 1996, *Journal of Computational Physics*, 125, 42
- Edgar, R. 2004, *New A Rev.*, 48, 843
- Fender, R. P., Maccarone, T. J., & Heywood, I. 2013, *MNRAS*, 430, 1538
- Fujita, Y., Inoue, S., Nakamura, T., Manmoto, T., & Nakamura, K. E. 1998, *ApJ*, 495, L85
- Gaggero, D., Bertone, G., Calore, F., et al. 2017, *Phys. Rev. Lett.*, 118, 241101
- Gieles, M., Erkal, D., Antonini, F., Balbinot, E., & Peñarrubia, J. 2021, *Nature Astronomy*, 5, 957
- Gruzinov, A., Levin, Y., & Matzner, C. D. 2019, *MNRAS*, submitted [arXiv:1906.01186]
- Hawking, S. 1971, *MNRAS*, 152, 75
- Hektor, A., Hütsi, G., & Raidal, M. 2018, *A&A*, 618, A139
- Hoyle, F. & Lyttleton, R. A. 1939, *Mathematical Proceedings of the Cambridge Philosophical Society*, 35, 405
- Hütsi, G., Raidal, M., & Veermäe, H. 2019, *arXiv e-prints*, arXiv:1907.06533
- Ioka, K., Matsumoto, T., Teraki, Y., Kashiya, K., & Murase, K. 2017, *MNRAS*, 470, 3332
- Karolinski, N. & Zhu, W. 2020, *MNRAS*, 498, L25
- Levinson, A. & Nakar, E. 2018, *MNRAS*, 473, 2673
- Li, X., Chang, P., Levin, Y., Matzner, C. D., & Armitage, P. J. 2020, *MNRAS*, 494, 2327
- Maccarone, T. J. 2005, *MNRAS*, 360, L30
- Manshanden, J., Gaggero, D., Bertone, G., Connors, R. M. T., & Ricotti, M. 2019, *J. Cosmology Astropart. Phys.*, 2019, 026
- Matsumoto, T., Teraki, Y., & Ioka, K. 2018, *MNRAS*, 475, 1251
- McDowell, J. 1985, *MNRAS*, 217, 77
- Mena, O., Palomares-Ruiz, S., Villanueva-Domingo, P., & Witte, S. J. 2019, *Phys. Rev. D*, 100, 043540
- Meszaros, P. 1975, *A&A*, 44, 59
- Mignone, A., Plewa, T., & Bodo, G. 2005, *ApJS*, 160, 199
- Nakama, T., Carr, B., & Silk, J. 2018, *Phys. Rev. D*, 97, 043525
- Perucho, M., Martí, J. M., & Hanasz, M. 2005, *A&A*, 443, 863
- Poulin, V., Serpico, P. D., Calore, F., Clesse, S., & Kohri, K. 2017, *Phys. Rev. D*, 96, 083524
- Ricotti, M., Ostriker, J. P., & Mack, K. J. 2008, *ApJ*, 680, 829
- Sasaki, M., Suyama, T., Tanaka, T., & Yokoyama, S. 2016, *Phys. Rev. Lett.*, 117, 061101

- Sasaki, M., Suyama, T., Tanaka, T., & Yokoyama, S. 2018, *Classical and Quantum Gravity*, 35, 063001
- Sądowski, A., Lasota, J.-P., Abramowicz, M. A., & Narayan, R. 2016, *MNRAS*, 456, 3915
- Shapiro, S. L. & Teukolsky, S. A. 1983, *Black holes, white dwarfs, and neutron stars : the physics of compact objects*
- Soker, N. 2016, *New A Rev.*, 75, 1
- Takhistov, V., Lu, P., Gelmini, G. B., et al. 2021a, arXiv e-prints, arXiv:2105.06099
- Takhistov, V., Lu, P., Murase, K., Inoue, Y., & Gelmini, G. B. 2021b, arXiv e-prints, arXiv:2111.08699
- The LIGO Scientific Collaboration & the Virgo Collaboration, et al. 2020, arXiv e-prints, arXiv:2010.14533
- Toro, E. 2009, *Riemann Solvers and Numerical Methods for Fluid Dynamics*, 163–212
- Tsuna, D. & Kawanaka, N. 2019, arXiv e-prints, arXiv:1907.00792
- Tsuna, D., Kawanaka, N., & Totani, T. 2018, *MNRAS*, 477, 791
- Wyrzykowski, Ł., Kostrzewa-Rutkowska, Z., Skowron, J., et al. 2016, *MNRAS*, 458, 3012
- Wyrzykowski, Ł. & Mandel, I. 2020, *A&A*, 636, A20
- Zeilig-Hess, M., Levinson, A., & Nakar, E. 2019, *MNRAS*, 482, 4642
- Zel'dovich, Y. B. & Novikov, I. D. 1967, *Soviet Astronomy*, 10, 602

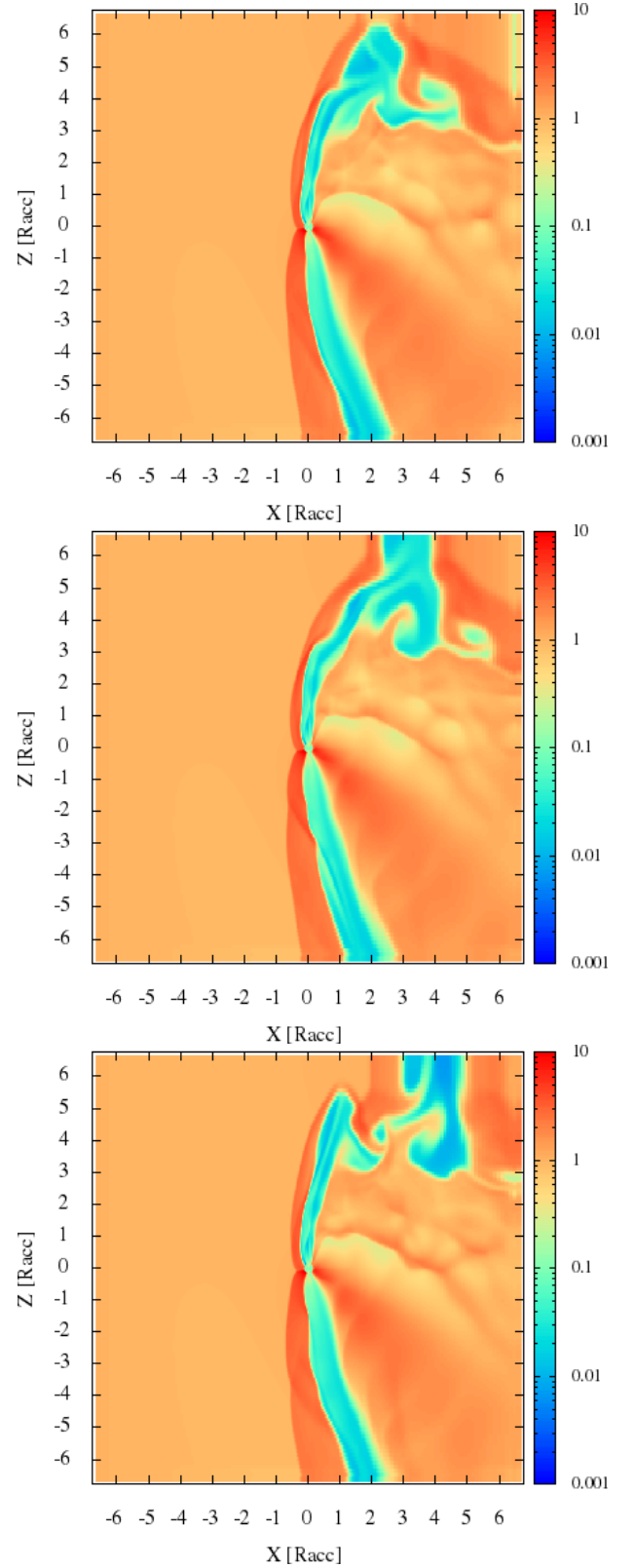


Fig. 15: Same as in Fig. 11 but for $\theta = 45^\circ$ and only the $y = 0$ plane at three different times: ≈ 21 (top panel), 22 (middle panel), and $23 t_{\text{acc}}$ (bottom panel).

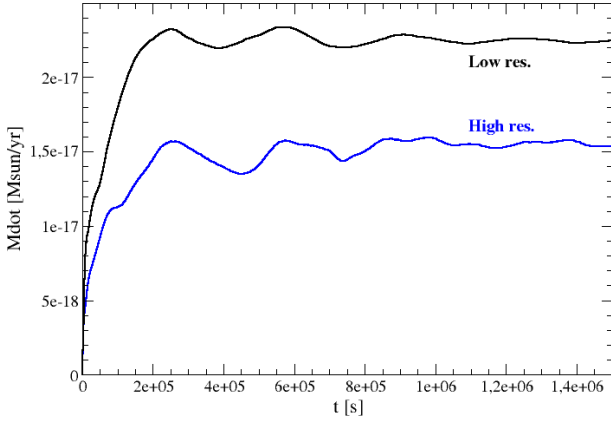


Fig. 16: Same as in Fig. 8 for $\theta = 45^\circ$ and $\chi = 0.4$, but for $\mathcal{R} = 1/6$ and the *high* resolution case (blue solid line), with $t_{\text{sim}} \approx 23 t_{\text{acc}}$. The reference case for the same θ -value is also shown (black solid line).

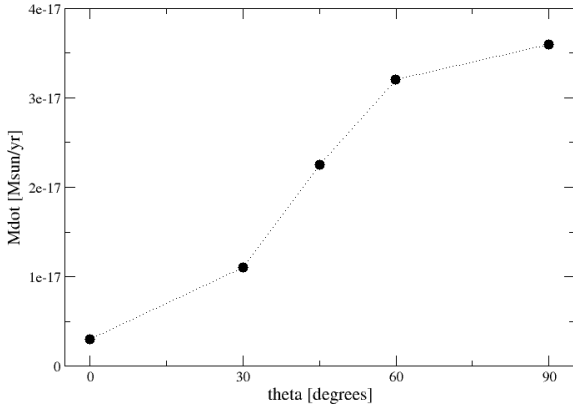


Fig. 17: Typical accretion rate versus θ -value for the reference cases in the QS state.

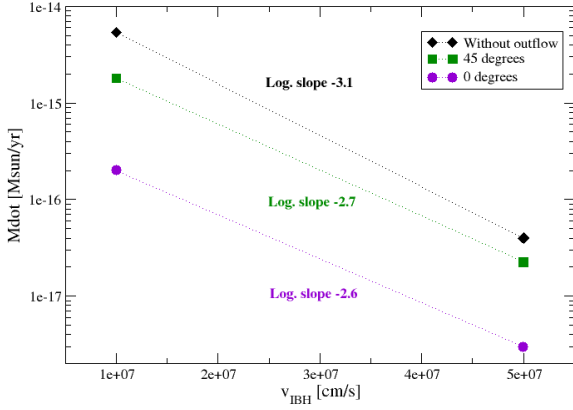


Fig. 18: Typical accretion rate versus v_{IBH} at $\theta = 0^\circ$, 45° and without outflow in the QS state. The slopes of a log-log representation of the lines are also given.

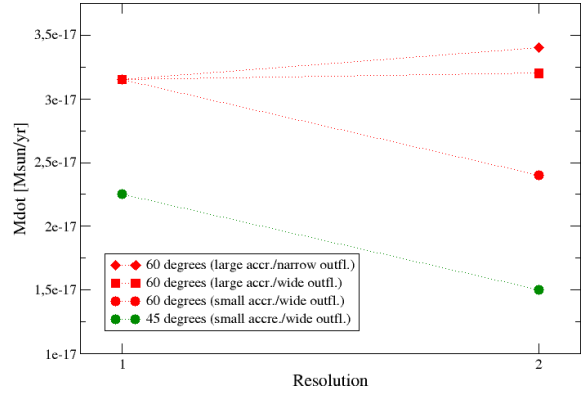


Fig. 19: Typical accretion rate versus degree of resolution (in the horizontal axis, 1: *low*; 2: *high*) for $v_{\text{IBH}} = 5 \times 10^7 \text{ cm s}^{-1}$ and $\theta = 45^\circ$ ($\mathcal{R} = 1/6$, $\chi = 0.4$) and 60° ($\mathcal{R} = 1/3$, $\chi = 0.2$; $\mathcal{R} = 1/3$, $\chi = 0.4$; $\mathcal{R} = 1/6$, $\chi = 0.4$), at $t_{\text{sim}} \approx 12 t_{\text{acc}}$.