

Energy cat states induced by a parity-breaking excited-state quantum phase transition

Ángel L. Corps^{1,2,*} and Armando Relaño^{2,3,†}

¹*Instituto de Estructura de la Materia, IEM-CSIC, Serrano 123, E-28006, Madrid, Spain*

²*Grupo Interdisciplinar de Sistemas Complejos (GISC),*

Universidad Complutense de Madrid, Av. Complutense s/n, E-28040 Madrid, Spain

³*Departamento de Estructura de la Materia, Física Térmica y Electrónica,*

Universidad Complutense de Madrid, Av. Complutense s/n, E-28040 Madrid, Spain

(Dated: January 12, 2022)

We show that excited-state quantum phase transitions (ESQPTs) in a system in which the parity symmetry has been broken can be used to engineer an energy-cat state —a Schrödinger cat state involving a quantum superposition of both different positions and energies. By means of a generalization of the Rabi model, we show that adding a parity-breaking term annihilates the ground-state quantum phase transition between normal and superradiant phases, and induces the formation of three excited-state phases, all of them identified by means of an observable with two eigenvalues. In one of these phases, level crossings are observed in the thermodynamic limit. We profit from them to separate a wavefunction in two parts: one, with lower energy, trapped within one region of the spectrum, and a second one, with higher energy, trapped within another. Finally, we show that a generalized microcanonical ensemble, including two different average energies, is required to properly describe equilibrium states in this situation. Our results illustrate yet another physical consequence of ESQPTs.

I. INTRODUCTION

One of the most fascinating predictions of quantum mechanics are cat states, termed after the famous *gedankenexperiment* by Schrödinger himself [1]. Cat states are usually defined as macroscopic quantum superpositions of classical states, like particles in different positions. Due to the effects of decoherence, often induced by a measuring apparatus but also by, e.g., dissipation resulting from the interaction of the quantum system with its environment, these states are very fragile [2], and thus are not observed classically under normal circumstances [3, 4]. However, they have been generated in the laboratory by means of quantum optics [5–7] or superconducting cavities [8].

From the theoretical point of view, a number of techniques to engineer robust cat states have been explored [9, 10]. A usual one consists in starting in a normal ground state, and then leading the system onto a macroscopic superposition without leaving the ground state, by changing a control parameter [11–14]. In many instances, these two kinds of ground states are separated by a quantum phase transition (QPT) [15], which is caused by an abrupt, non-analytic change of the ground-state properties of quantum systems, separating two quantum phases characterized by different thermodynamic properties. For example, the ground state of a bosonic Josephson junction made of a number of atoms in a two-site Bose-Hubbard model changes from separable Fock states to Schrödinger cat states at a critical value of the interaction amplitude [16, 17]. This QPT is the basis for the technique proposed in [12].

In the last couple of year it has been established that QPTs are not restricted to the ground state. There exists another, perhaps less well-known form of non-analytic behavior detected in the very high-lying (not just slightly above the ground-state) excited states of physical models, giving rise to the

phenomenon of excited-state quantum phase transition (ESQPT) [18–20]. ESQPTs have been the subject of intense research during the last years and both its origins and many of its physical consequences have been explored in remarkable detail. These include a number of dynamical effects such as anomalously large decoherence [21, 22], singular behavior in quench dynamics [23–27], quantum work statistics [28], and localization [29], quantum chaos [30–33], the generation of symmetry-breaking equilibrium states [34, 35], universal dynamical scaling [36] and dynamical instabilities [37], irreversible processes in which no energy is dissipated [38], and reversible quantum information spreading [39], to quote a few. For a recent, detailed exposition, we recommend [18]. Nevertheless, some fundamental questions do remain open, among which we highlight the search of a mechanism to link the phenomenology of ESQPTs to that of common QPTs and the definition of truly distinct thermodynamic phases. This is a question that was very recently addressed in Ref. [40], on which we will heavily rely in the present work.

In many cases, QPTs and ESQPTs are closely linked. Let us consider a physical Hamiltonian depending on some control parameter, say g , in which a QPT occur at a given critical coupling g_c . In a large number of collective systems an ESQPT is born after this QPT has been crossed, say $g > g_c$, and the corresponding critical energy, E_c , merges with the ground state energy at $g = g_c$. The ESQPT is then revealed by non-analiticities in static quantities involving the spectral properties such as the density of states $\varrho(E)$ [41–43], but also through equilibrium measurements of relevant physical observables, which may also show a non-analytic behavior at the critical energy. However, this is not necessarily true. It is also possible to find systems with ESQPTs without the corresponding QPT [44, 45].

The main goal of this paper is to profit from a similar case to unveil the spontaneous generation of a macroscopic quantum superposition, occurring both in the space and in energy, an energy-cat state, by slowly evolving a normal initial state through two ESQPTs of different nature. For this purpose, we

* corps.angel.l@gmail.com

† armando.relano@fis.ucm.es

focus on a modified version of the Rabi model of quantum optics, for which these ESQPTs can be identified by means of a constant of motion recently proposed in Ref. [40]. We also provide a statistical ensemble capable of describing the equilibration of physical observables in the long-time dynamics.

This paper is organized as follows. In Sec. II we use a simple classical toy model to illustrate how QPTs can occur in the absence of ESQPTs by studying the critical points of the potential energy. In Sec. III we introduce the physical model used in this work, a deformed version of the quantum Rabi model. In Sec. IV we analyze the semiclassical features of the quantum model and establish a quantum-classical correspondence. The classical phase space and the level density are studied in Sec. IV A; common indicators of QPTs are used to show that no QPT occurs in the ground-state of the model in Sec. IV B. The features of the quantum model are considered in Sec. V, including the expectation value of physical observables in Sec. V A, the level dynamics in Sec. V B, and the analysis of level crossings induced by a parity-breaking ESQPT in Sec. V C. The spontaneous generation of energy cat states by the nonequilibrium dynamics and the unitary time evolution is discussed in Sec. VI. We study the thermodynamics of the cat states and we provide a statistical ensemble capable of describing the long-time average of physical observables in these states in Sec. VII. Finally, we gather the main conclusions of our work in Sec. VIII.

II. CLASSICAL TOY MODEL

For illustration purposes, let us consider a physical system described by a classical Hamiltonian of the form $H(x, y) = y^2/2m + V(x)$ where m is a constant in arbitrary units and $V(x)$ is a *real* analytic function of a single variable, which we call potential. The variables x and y may represent the canonical position and momentum of a classical system of a single degree of freedom, respectively. Following an exposition in line with Ref. [19], suppose that the potential takes the form

$$V(x) = x^4 + bx^2 + cx, \quad (1)$$

where $b, c \in \mathbb{R}$ are some constants. All the critical points of these models, including QPTs and ESQPTs, can be found by solving the system of two equations $\nabla H(x_c, y_c) = \mathbf{0}$, for (x_c, y_c) [18]. In this simple-minded example where x and y are decoupled, one trivially has $y_c = 0$ and $H(y_c, x) = V(x)$, so one may focus on the potential $V(x)$ only.

First, let us fix $c = 0$ and take b as a control parameter. In this case, $V(x) = V(-x)$, and therefore Eq. (1) is a toy-model for one degree of freedom systems with a \mathbb{Z}_2 symmetry, like the Lipkin-Meshkov-Glick and the two-fluid Lipkin model, the two-site Bose-Hubbard, the coupled top, the Dicke and the Rabi models [17, 20–22, 32, 34, 46–54]. If $b \geq 0$, the single critical point is $x_{c1} = 0$, whereas if $b \leq 0$ there appears a second pair of critical points, $x_{c2,3} = \pm\sqrt{-b/2}$. We therefore identify a critical parameter $b_c = 0$. Several examples of such a potential for $c = 0$ can be seen in Fig. 1(a-c). Fig. 1(a) shows the case for $b = 1$, where there is a single potential minimum. This represents the ground-state of our Hamiltonian. In Fig.

1(b) we show $b = b_c = 0$, which coincides with the value of b for which the second pair of critical points appears. We can see that $V(x)$ shows a single global minimum at $x = 0$, much like in the previous panel. However, this critical point is special in that $V(x)$ is completely flat in the neighborhood of $x = 0$. The value $b = 0$ gives rise to a QPT in the Hamiltonian, by which the ground-state energy shows a non-analytic behavior. We can see in Fig. 1(c), for $b = -3/2$, that $V(x)$ admits *two degenerate* global minima (a pairwise degenerate ground-state), while the previous critical point at $x = 0$ has turned into a local maximum. This change of behavior occurs exactly at $b = 0$, and survives qualitatively for all $b \leq 0$. Therefore, we have the following phase diagram. If $b > 0$, we have a unique and symmetric ground state, located at $x = 0$. If $b < 0$ we have two symmetry-breaking degenerate ground states, and a critical point located at the position of the former ground state, $x = 0$, giving rise to an ESQPT. Hence, the critical point, $b_c = 0$ accounts for both the QPT and the emergence of the critical ESQPT. It is worth to note that this transition from a symmetric to a symmetry-breaking ground state has been used to build cat states, for example in the two-site Bose Hubbard model [11, 12].

Second, we consider $c > 0$, keeping b as a control parameter. Now, $V(x) \neq V(-x)$, and therefore our toy model has no discrete symmetries. The number and value of real critical points in this case depends again on the value of b as $\partial V/\partial x = 0$ implies the depressed cubic $x^3 + v_1x + v_2 = 0$ with $v_1 \equiv b/2$ and $v_2 \equiv c/4$. The critical coupling b_c is the root of the discriminant $\Delta = 4v_1^3 + 27v_2^2$, i.e., $b_c = -(3/2)c^{2/3}$. For $b > b_c$ there is a single critical point x_{c1} , while if $b < b_c$ there are three different critical points. In Fig. 1(d-f) we display this potential for $c = 4/5$, for which $b_c = -\frac{3\sqrt[3]{2}}{5^{2/3}} \approx -1.293$. In Fig. 1(d) we choose $b = 0$, for which the single global minimum at $x_{c1} \approx -0.585$ has potential energy $V(x_{c1}) \approx -0.351$. In Fig. 1(e), $b = b_c$. Apart from the global minimum $V(x_{c1}) \approx -1.114$ at $x_{c1} \approx -0.928$, we find two additional critical points which are equal, $x_{c2,3} \approx 0.464$ with energy $V(x_{c2,3}) \approx 0.139$. Also, the critical points $x_{c2,3}$ are now inflection points. This constitutes the first remarkable consequence of including a symmetry breaking term $c > 0$ in Eq. (1). The ground state is always unique and all its properties change smoothly with the control parameter b ; no traces of a QPT are found. Notwithstanding, b_c still accounts for the emergence of a ESQPT: if $b < b_c$, the potential becomes an asymmetric double well, with a local maximum linked to a critical energy. All these facts impede the creation of a cat state in the ground state, but, as we will see later, open the door to profit from the ESQPT to engineer a different kind of cat state which gives rise to a superposition of different macroscopic energies —an *energy-cat* state. Finally, in Fig. 1(f), we show the case for $b = -3$. We can find a global minimum $(-1.287, -3.255)$, an additional local minimum $(1.152, -1.298)$, and a saddle point $(0.135, 0.054)$.

It should be noted that the form of $V(x)$ for b fixed and varying c has been previously studied [55]. In particular, when $b = -1$ and c is taken as a control parameter, Eq. (1) does display a *first-order* ground-state QPT at $c_c = 0$, originating from the swapping of two minima located at $x \neq 0$ within the

region defined by $c = \pm \frac{4}{3\sqrt{6}}$. Here we observe, however, that when c is fixed and b varies the situation changes qualitatively.

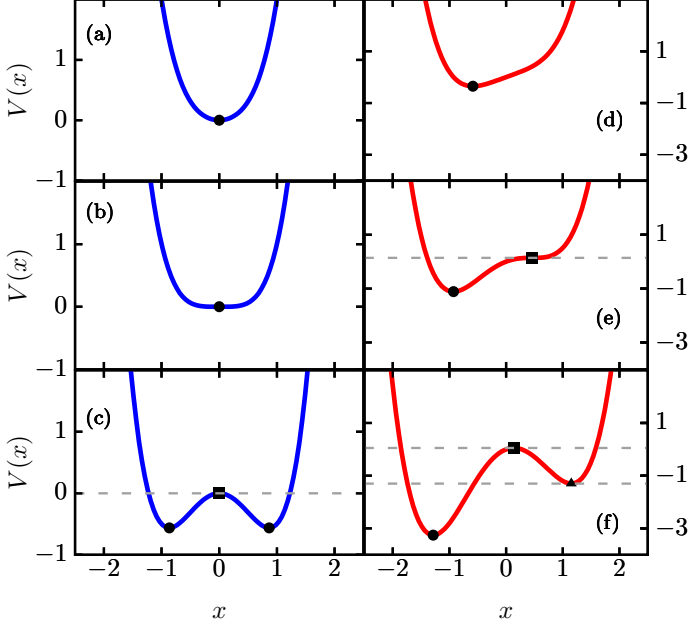


FIG. 1. Classical potential $V(x) = V(x; b, c)$, Eq. (1), for several values of its parameters. (a-c) The symmetric case $c = 0$ for (a) $b = 1$, (b) $b = 0$ and (c) $b = -3/2$. (d-f) The asymmetric case $c = 4/5$ for (d) $b = 0$, (e) $b = -1.29266$ and (f) $b = -3$. Black circles mark the critical values x_c for which $V(x)$ is minimal (ground-state). Black triangles mark critical points for which $V(x)$ attains other local (not global) minima. Black squares represent critical points for which $V(x)$ attains a local maximum or an inflection point. Triangle and squares can be associated with ESQPTs characterized by a jump discontinuity in the density of states and a logarithmic divergence in the density of states, respectively. Gray dashed lines mark the various energies $V(x)$ for which either kind of ESQPT takes place.

The results of this introductory section illustrate the consequences of introducing a symmetry-breaking term in a classical potential giving rise to critical phenomena in the ground state and in excited states. In the rest of this work we will focus on a specific quantum system, a modified version of the quantum Rabi model, whose semiclassical analogue shows the same qualitative behavior as this generic potential.

III. MODEL: DEFORMED RABI HAMILTONIAN

The Rabi model [56, 57] is a paradigmatic system to study both ESQPTs and QPTs. It was originally introduced to describe the interaction between a single bosonic field with frequency ω and a two-level atom with constant level splitting ω_0 . We consider a simple generalization of this model introduced

in [40], which reads

$$\hat{H}_\alpha = \omega \hat{a}^\dagger \hat{a} + \omega_0 \hat{J}_z + \sqrt{\omega \omega_0} g (\hat{a}^\dagger + \hat{a}) \hat{J}_x + \sqrt{\frac{\omega_0}{2}} \alpha (\hat{a}^\dagger + \hat{a}), \quad (2)$$

where \hat{a} and \hat{a}^\dagger are the usual bosonic annihilation and creation operators, g is the coupling strength between the atom and the electromagnetic radiation, and \hat{J} is the angular momentum for a $j = 1/2$ particle. The original Rabi model is recovered with $\alpha = 0$. Thus, the last term in the Hamiltonian constitutes a symmetry-breaking deformation, which, as we will see later, entails important qualitative changes in its critical behavior. Other symmetry-breaking deformations have been recently studied, like a term proportional to \hat{J}_x [58, 59], or a term proportional to $(\hat{a}^\dagger + \hat{a}) \hat{J}_z$ [45]. We will set $\alpha = 1/2$ as a case study, but similar results are obtained for other $\alpha \neq 0$. It has been shown [53, 60] that the Rabi model admits a thermodynamic limit, $\omega_0/\omega \rightarrow \infty$, which coincides exactly with a semiclassical limit. We will fix $\omega = 1$, so the TL is reached by simply increasing ω_0 . For our numerical simulations of the quantum model Eq. (2) we truncate the number of photons to a finite value n_{ph} , so the effective Hilbert space dimension is $D = 2(n_{ph} + 1)$. All numerical results have been tested for convergence and n_{ph} has been optimized.

Since ESQPTs are known to be deeply rooted in the structure of the semiclassical analogue of the quantum model [18], we will consider this limit in the next section. We will see that the coupling strength g and the deformation α play a role equivalent to that of b and c in Eq. (1), respectively.

IV. SEMICLASSICAL ANALYSIS

The semiclassical limit of Eq. (2) is obtained by substituting the photonic operators by the position and momentum operators of the harmonic oscillator, $\hat{p} = i(\hat{a}^\dagger - \hat{a})/\sqrt{2}$ and $\hat{q} = (\hat{a}^\dagger + \hat{a})/\sqrt{2}$, and then diagonalizing the resulting Hamiltonian [53]. On the scale of the reduced energy $\epsilon \equiv E/(\omega_0 j) = 2E/\omega_0$ (with E the actual energy of the system), one obtains the low-energy spin subspace classical Hamiltonian

$$H_\alpha(p, q) = \frac{\omega}{\omega_0} (p^2 + q^2) - \sqrt{1 + \frac{2\omega g^2 q^2}{\omega_0}} + \frac{2\alpha q}{\sqrt{\omega_0}}, \quad (3)$$

where $(p, q) \in \mathbb{R}^2$ are now continuous (non-quantized) variables. Thus, the quantum Rabi model Eq. (2) has a semiclassical analogue of a single effective degree of freedom, $f = 1$, and its phase space is $\mathcal{M} = \mathbb{R}^2$. Mean-field properties of the quantum model Eq. (2) such as, e.g., the ground-state energy, the photon population and the atomic population of the ground-state are all appropriately given by the classical analogue Eq. (3) in the limit $\omega_0 \rightarrow \infty$. For finite values of ω_0 the quantum model shows corrections with respect to the limiting case of Eq. (3).

A. Phase space and density of states

Both the ground-state energy, ϵ_{GS} , and the ESQPTs energies $\epsilon_{c1,c2}$ of the system can be obtained as the energies $\epsilon = H_\alpha(p_*, q_*)$ corresponding to the *critical points* of Eq. (3) satisfying $\nabla H_\alpha|_{(p_*, q_*)} = 0$. If $\alpha = 0$, these values show an abrupt change at the critical coupling strength $g_*(\alpha = 0) = 1$, which marks a ground-state QPT. If $g \leq g_*(\alpha = 0)$, the ground-state is $\epsilon_{\text{GS}} = -1$, while if $g \geq g_*(\alpha = 0)$, $\epsilon_{\text{GS}} = -(1 + g^4)/2g^2$. Besides, if $g \geq g_*(\alpha = 0)$ there appears a second critical point: it is associated with an ESQPT and corresponds to $\epsilon_c = -1$ [40, 53]. These results are illustrated in Fig. 2(a). This scenario changes qualitatively as soon as $\alpha \neq 0$. When $\alpha \neq 0$ all critical points and energies can also be obtained analytically but cannot be expressed in terms of elementary functions, so in what follows we will give approximative values to relevant quantities. In Fig. 2(b) we show the critical energies for $\alpha = 1/2$. We observe that there exists a special coupling strength separating two different regimes: $g_*(\alpha = 1/2) \approx 1.7872$. For $g < g_*(\alpha = 1/2)$, there is a single line corresponding to ϵ_{GS} (which is no longer constant). However, at $g = g_*(\alpha = 1/2)$ this scenario splits and for $g \geq g_*(\alpha = 1/2)$ there appear two more energies besides ϵ_{GS} . These two energies grow apart as g increases. This is in contrast with Fig. 2(a) where only a single critical excited energy exists.

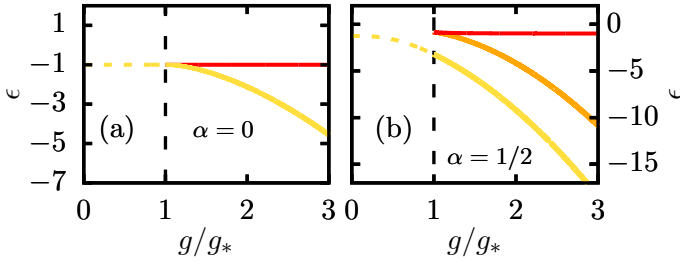


FIG. 2. Classical energies corresponding to the critical points of the Hamiltonian Eq. (3) as a function of g/g_* for (a) the usual Rabi model, $\alpha = 0$ and (b) the deformed Rabi model with $\alpha = 1/2$. Yellow lines represent the ground-state energy, while orange and red lines show the energy at which ESQPTs take place.

Both the appearance and the kind of ESQPT a certain critical point in the Hamiltonian flow produces can be understood through the structure of the classical phase space. In Fig. 3 we show several *classical orbits* of Eq. (3) with $\alpha = 1/2$, i.e., the set of points $(p, q) \in \mathbb{R}^2$ satisfying $H_\alpha(p, q) = \epsilon$. Different lines correspond to different energies.

In Fig. 3(a), we observe that for $g = g_*/2 < g_*$ the classical potential allows for a single, global minimum, corresponding to the ground-state energy. Contour lines simply appear to expand as the energy increases but the structure of the phase space remains unchanged. In contrast to the case $\alpha = 0$, the contour curves do not conform a circumference but they are deformed [40]. This scenario is generic for $g < g_*$. This

changes dramatically at $g = g_*$: Fig. 3(b) shows that there exists an energy, which we call *critical*, exhibiting some sort of non-analyticity (a green ‘cusp’ can be seen). This energy is associated to an ESQPT (see below). Below this energy, the potential produces a minimum similar to that of Fig. 3(a), which is again the ground-state. The remaining panels, Fig. 3(c)-(d) concern the case $g > g_*$. The structure of the classical phase space is now completely altered: we can see that the potential gives rise to two local minima (instead of just one) and a local maximum. Such minima are placed at asymmetric values with respect to $q = 0$, while the local maximum somewhere near $q = 0$. The first local minimum is the ground-state energy, ϵ_{GS} , while the second local minimum, at ϵ_{c1} , and the local maximum, at ϵ_{c2} , are associated to ESQPTs of different types. We can see that for $\epsilon_{c1} \leq \epsilon \leq \epsilon_{c2}$ the classical phase space is separated into two disconnected regions. The contour line for ϵ_{c2} crosses itself, giving rise to a singular point in the phase space. A classical trajectory starting from a point in this contour line remains trapped either in the right or in the left well, because the time required to reach the singular point diverges; the same happens regarding the cusp singularity trademark of g_* . Above ϵ_{c2} , the phase space acquires compact topology: every two points in an orbit are connected by a contour line¹, and thus every classical trajectory explores both the left and the right parts of the phase space. Therefore, the critical coupling g_* marks a transition from single-well to double-well potential, similar to the Rabi model with $\alpha = 0$ [40, 53]. We can thus see that the behavior of the constant energy curves is qualitatively the same as that shown by the classical cusp potential used as a toy model in Eq. (1).

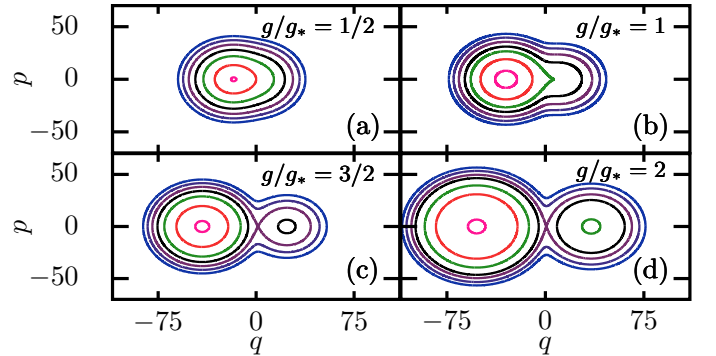


FIG. 3. Classical phase space of the semiclassical analogue Eq. (3) for $\alpha = 1/2$, $\omega = 1$, $\omega_0 = 300$ and different values of the coupling strength g . Below $g_*(\alpha = 1/2) \approx 1.7872$ the phase space is compact for all energies, while above g_* there is a critical energy whose contour connects two previously disconnected regions.

¹ The phase space is also compact for $g < g_*$ at all energies and for $g > g_*$ for $\epsilon_{\text{GS}} \leq \epsilon \leq \epsilon_{c1}$. In the first case, the classical potential is of a single-well kind.

As previously mentioned, the structure of the phase space can be used to ascertain whether ESQPTs exist in the system. In the case of systems with a single degree of freedom $f = 1$, such as Eq. (3), a characterization of these ESQPTs was presented in [20, 55] in terms of the various kinds of non-analytic behavior in the classical level density,

$$\varrho(\epsilon) \equiv \frac{\omega}{\omega_0} \frac{1}{2\pi\hbar} \int dp \int dq \delta[\epsilon - H_\alpha(p, q)]. \quad (4)$$

It is this non-analytic feature of the level density at the ESQPTs critical energies that is most commonly used to diagnose this phenomenon [18]. In our case, the local minima, besides the ground-state, produce *finite jumps* in $\varrho(\epsilon)$, while local maxima give rise to *logarithmic singularities* in $\varrho(\epsilon)$ at the ESQPTs critical energies. To establish a connection with Fig. 3, in Fig. 4 we show $\varrho(\epsilon)$ for the same values of the coupling strength g and $\alpha = 1/2$. In Fig. 4(a) we observe a smooth curve without non-analiticities, this scenario being generic as long as $g < g_*$. This is because the only fixed point allowed by Eq. (3) when $g < g_*$ corresponds to the ground-state energy. In Fig. 4(b) we show the special case where g coincides exactly with the critical coupling, $g = g_*$. We can observe a single, logarithmic singularity in $\varrho(\epsilon)$, signaling an ESQPT. For this coupling strength, the ESQPT critical energies coincide, $\epsilon_{c1} = \epsilon_{c2}$, producing a single singularity in the level density. As exemplified by Fig. 4(c)-(d), the difference $|\epsilon_{c1} - \epsilon_{c2}|$ grows as $g > g_*$ is increased [also see Fig. 2(b)]. Indeed, the first critical energy, ϵ_{c1} , corresponds to the second local minima appearing in Fig. 3(c)-(d), and it produces a finite jump in $\varrho(\epsilon)$. By contrast, the second critical energy, ϵ_{c2} , corresponds to the local maxima in Fig. 3(c)-(d), yielding a logarithmic divergence in $\varrho(\epsilon)$. The various values of the critical energies are indicated in Fig. 4.

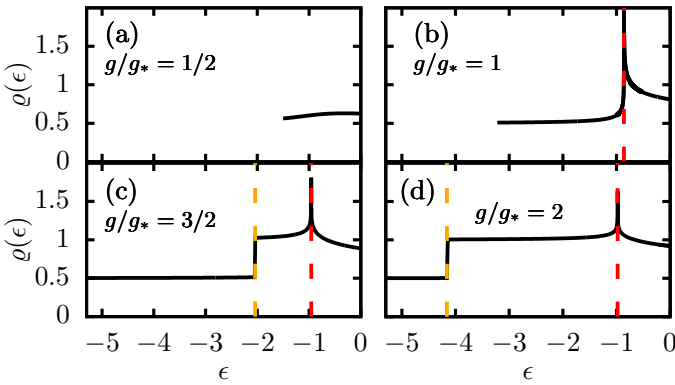


FIG. 4. Classical level density $\varrho(\epsilon)$ of Eq. (3) for a deformation strength $\alpha = 1/2$ and several values of the coupling strength g . The finite jump non-analiticity, ϵ_{c1} is signaled by dashed orange lines, and the logarithmic singularities at ϵ_{c2} , by dashed red lines. These various critical energies are: (b) $\epsilon_{c1} = -0.8620$; (c) $\epsilon_{c1} = -2.0426$, $\epsilon_{c2} = -0.9584$; (d) $\epsilon_{c1} = -4.1596$, $\epsilon_{c2} = -0.9784$.

B. Absence of QPT

Having established the existence of ESQPTs in our model Hamiltonian, we now turn to the following question: Are these ESQPTs connected to a ground-state QPT? The answer, as we will show, is no: the coupling strength g_* at which ESQPTs start appearing does not mark any ground-state QPT. What is more: *there is no QPT for any value of g when $\alpha \neq 0$* . To show this, we consider some common indicators of ground-state QPTs in the Rabi model.

The standard Rabi model (with $\alpha = 0$) exhibits a second order ground-state QPT at the critical coupling $g_*(\alpha = 0) = 1$, and this criticality is transferred onto the excited-states in the form of ESQPTs. This QPT is signaled by a non-analiticity in the second derivative of the ground-state energy [38]. This can be observed in Fig. 5(a)-(b), where $d^2\epsilon_{GS}/dg^2$ becomes discontinuous at $g = g_*(\alpha = 0)$, even though ϵ_{GS} is analytic itself (red). Indeed, $d^2\epsilon_{GS}/dg^2 = 0$ for $g < g_*(\alpha = 0)$ while $d^2\epsilon_{GS}/dg^2 = 2 + 3(-1 - g^4)/g^4$ for $g > g_*(\alpha = 0)$, which is indeed discontinuous at $g = g_*(\alpha = 0) = 1$. By contrast, when $\alpha = 1/2$ (blue), $d^2\epsilon_{GS}/dg^2$ is a smooth function of g . It is worth mentioning that the discontinuity observed for $\alpha = 0$ is smoothed out and transformed into a simple bump observed in Fig. 5(b).

Another characteristic associated with the ground-state QPT in the Rabi model is the so-called normal-superradiance transition. When $\alpha = 0$, for $g < g_*(\alpha = 0) = 1$, the average number of photons in the ground-state of the system, $\hat{N} = \hat{a}^\dagger \hat{a}$, is identically 0, $\langle \hat{N} \rangle_{GS} \equiv 0$; this is the normal phase of the model. However, for $g > g_*(\alpha = 0)$ this number is $\langle \hat{N} \rangle_{GS} > 0$ and actually grows boundlessly as a function of g in the superradiant phase. Hence, $\langle \hat{N} \rangle_{GS}$ is a good order parameter, even though it is not linked to the \mathbb{Z}_2 symmetry of the model. The average number of photons in the ground-state as well as its derivative with respect to g is represented in Fig. 5(c)-(d). For $\alpha = 0$, we clearly observe that $\langle \hat{N} \rangle_{GS} > 0$ is continuous but non-analytic at the critical point; therefore, the QPT is continuous (or second order). Its non-analytic behavior is better seen in panel (d) of Fig. 5, where a finite jump in $d\langle \hat{N} \rangle_{GS}/dg$ is observed. However, when $\alpha = 1/2$ we find that $\langle \hat{N} \rangle_{GS} > 0$ for *all* values of g , i.e., the normal-superradiant phase transition completely disappears. Importantly, $d\langle \hat{N} \rangle_{GS}/dg$ also becomes a smooth function when $\alpha = 1/2$ for all g , leaving no trace of a phase transition whatsoever.

These results confirm that, in stark contrast with the usual Rabi model ($\alpha = 0$), the spectrum of the deformed Rabi model ($\alpha \neq 0$) exhibits ESQPTs beyond a coupling strength $g_*(\alpha)$ even though there is no QPT in the ground-state for any g . That is, its qualitative behavior coincides with that of the toy model discussed in Sec. II.

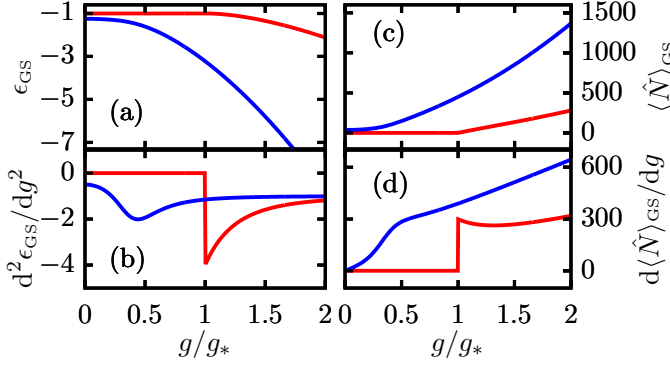


FIG. 5. Indicators of ground-state quantum phase transitions. (a)-(b): Ground-state energy ϵ_{GS} and second derivative with respect to the coupling strength g . (c)-(d): Number of photons in the ground-state $\langle \hat{N} \rangle_{\text{GS}}$ and its derivative with respect to g . Red curves correspond to the usual Rabi model ($\alpha = 0$), while blue curves are for the deformed Rabi model ($\alpha = 1/2$).

V. QUANTUM FEATURES OF THE ASYMMETRIC DOUBLE WELL STRUCTURE

The trademark of the deformed version of the Rabi model is the asymmetric double well structure that emerges for $g > g_*$, shown in Fig. 3. In this section, we explore its main quantum consequences. As a case study, we again focus on the case $\alpha = 1/2$.

A. Expectation values of physical observables

A first idea of the consequences of the asymmetric double well structure can be obtained by studying the expected values of representative observables in the eigenstates of the Hamiltonian, $\langle \hat{O}_n \rangle \equiv \langle \epsilon_n | \hat{O} | \epsilon_n \rangle$. We have worked with $g/g_* = 2$, and $\omega_0 = 100$, and we have chosen \hat{J}_x and $\hat{a}^\dagger + \hat{a}$ as representative observables. Results are shown in Fig. 6. We observe a first remarkable outcome. For energies $\epsilon_{c1} \leq \epsilon \leq \epsilon_{c2}$, both observables show a double-branch structure. It is enlightening to compare this result with the contour plots shown for the classical phase space in panel (d) of Fig. 3, corresponding to the same value of g . Between ϵ_{c1} and ϵ_{c2} , classical trajectories are trapped either on the left ($q < q_c$) or in the right ($q > q_c$) part of the phase space, and below ϵ_{c1} all the trajectories are trapped on the left part. This is exactly what happens with the expectation value of $\hat{a}^\dagger + \hat{a}$, which is proportional to the operator \hat{q} . Therefore, results in Fig. 6 suggest that there is a direct link between the topology of the classical trajectories and the properties of quantum eigenstates. An important consequence of this observation is that it is incompatible with the eigenstate thermalization hypothesis (ETH) [61–66]. Therefore, neither the microcanonical, nor the standard Gibbs ensemble are expected to hold for this system, even though it has neither discrete symmetries, nor other operators commuting with the Hamiltonian.

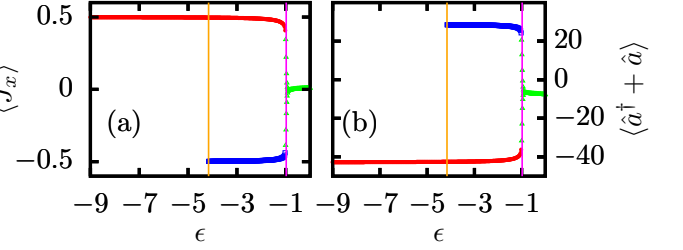


FIG. 6. Diagonal expectation values of the operators (a) \hat{J}_x and (b) $\hat{a}^\dagger + \hat{a}$ as a function of energy. Orange and magenta vertical lines mark the ESQPTs critical energies $\epsilon_{c1} \approx -4.1596$ and $\epsilon_{c2} \approx -0.9785$, respectively. Model parameters are $\omega = 1$, $\omega_0 = 100$, $\alpha = 1/2$ and $g/g_* = 2$. Green points represent the diagonal expectation values corresponding to eigenstates in the region where the constant \hat{C} does not exist; red points correspond to eigenstates for which $\langle \epsilon | \hat{C} | \epsilon \rangle \leq -0.95$; and blue points to eigenstates for which $\langle \epsilon | \hat{C} | \epsilon \rangle \geq 0.95$. Number of photons is 2000.

This idea has been exploited in [40] to propose that a large class of ESQPTs can be identified by means of a constant of motion holding just below the corresponding critical energy. Due to the properties of the classical trajectories, the operator

$$\hat{C} \equiv \text{sign}(\hat{q} - q_c \mathbb{I}) \quad (5)$$

is proposed as a constant of motion below ϵ_{c2} and in the thermodynamic limit. Here, q_c is the classical position corresponding to the critical energy ϵ_{c2} and \mathbb{I} is the identity matrix. Details on the computation of Eq. (5) can be found in Refs. [31, 40]. If $\epsilon_n < \epsilon_{c2}$, then $[\epsilon_n | \langle \epsilon_n |, \hat{C}] = 0$, where $\hat{H} |\epsilon_n\rangle = (\omega_0/2) \epsilon_n |\epsilon_n\rangle$. As \hat{C} has just two eigenvalues, $\text{Spec}(\hat{C}) = \pm 1$, this means that $\langle \epsilon_n | \hat{C} | \epsilon_n \rangle = -1$ if the eigenstate $|\epsilon_n\rangle$ is attached to the left part of the classical phase space ($q < q_c$), and $\langle \epsilon_n | \hat{C} | \epsilon_n \rangle = 1$, if it is attached to the right part ($q > q_c$). We have used this fact to choose the color points in Fig. 6: red points represent eigenstates with $\langle \epsilon_n | \hat{C} | \epsilon_n \rangle = -1$; blue points, eigenstates with $\langle \epsilon_n | \hat{C} | \epsilon_n \rangle = 1$, and green points, eigenstates above ϵ_{c2} , for which \hat{C} is no longer a constant of motion. We can see that this theory provides a perfect explanation for the structure displayed in Fig. 6. Therefore, we can gather the following important conclusion. *Below ϵ_{c2} , we have two independent sets of eigenstates (at least in the thermodynamic limit): one characterized by $\langle \epsilon_n | \hat{C} | \epsilon_n \rangle = -1$, and another one characterized by $\langle \epsilon_n | \hat{C} | \epsilon_n \rangle = 1$.* That is, we have an extra quantum number, ± 1 , to label all the eigenstates below ϵ_{c2} . As we will see later, this fact is of capital importance for dynamics across the ESQPT.

B. Level dynamics

The next step consists in studying the dynamical consequences of the previous result. We start by considering the level flow diagram of the quantum model Eq. (2) shown in Fig. 7. Such a diagram displays the value of several energy

levels ϵ_n ($n = 1, 2, \dots$) as a function of the coupling strength g , and it gives relevant insight into the dynamics of energy levels. The first energy line represents the ground-state energy of $\hat{H}(g)$ for each g , and higher energy excited-states follow upwards. We observe that the structure of the level flow closely resembles the classical picture in Fig. 2(b). Namely, energy levels show a collapse onto a single line around $\epsilon_{c2} \approx -1$ (though this value is not exactly constant for different g) which is a clear signature of a logarithmic divergence of the level density $\rho(\epsilon)$ in an ESQPT [see Fig. 4]. We can also see in the magnified picture of Fig. 7(b) that apparent level crossings happen in an energy range below ϵ_{c2} . The energy below which this phenomenon stops happening, ϵ_{c1} , marks another ESQPT signaled by a finite discontinuity in the level density [Fig. 4].

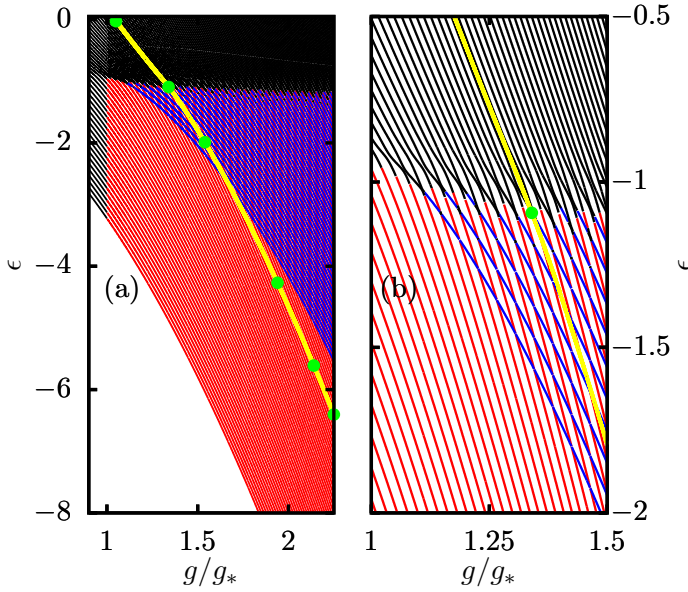


FIG. 7. (a) Energy flow diagram of the quantum model Eq. (2) as a function of the coupling strength in units of g_* , $\epsilon = \epsilon(g/g_*)$. The lowest energy line represents the ground-state, while upper lines show increasingly high excited states of the system. Model parameters are $\omega = 1$, $\omega_0 = 20$, and $\alpha = 1/2$. Black lines represent energy levels in the region where the constant \hat{C} does not exist; red lines show energy levels for which $\langle \epsilon | \hat{C} | \epsilon \rangle \leq -0.95$; and blue lines the energy levels for which $\langle \epsilon | \hat{C} | \epsilon \rangle \geq 0.95$. The yellow solid line shows the energy of the quenched state $\epsilon_g = \langle \Psi(g) | \hat{H}(g) | \Psi(g) \rangle$. Green points show special cases ($g/g_*, \epsilon_g$) whose energy distribution is shown in Fig. 11. (b) Magnification of the flow diagram. Number of photons is 570.

As in Fig. 6, we have used the constant of motion \hat{C} to characterize the energy levels in the flow diagram of Fig. 7. Black colors show the energy levels where the quantum operator Eq. (5) is not a constant of motion: this happens (i) for $g < g_*$ at all energies, and (ii) for $g > g_*$ only at energies $\epsilon > \epsilon_{c2}$. Since the ratio $\omega_0 = 20$ is far from the thermodynamic limit $\omega_0 \rightarrow \infty$, some finite-size effects exist. Red colors show energy levels whose eigenstates belong to the left classical well, $\langle \hat{C} \rangle = -1$,

while blue colors show levels whose eigenstates belong to the right classical well, $\langle \hat{C} \rangle = +1$. Below ϵ_{c1} all levels belong to the left well because the right well only appears at ϵ_{c1} , but between ϵ_{c1} and ϵ_{c2} they can belong to either well, as the diagram clearly shows. These two classes of levels are the ones which *appear to cross* within the region $\epsilon_{c1} \leq \epsilon \leq \epsilon_{c2}$.

This fact would be compatible with the existence of two independent sets of eigenstates, as we have proposed at the end of the previous section. However, the Neumann-Wigner theorem [67, 68] states that exact crossings are possible only if there exists an exact quantum number labeling the crossing levels unambiguously. For example, in [69] level crossings occur between states of different parity of the Lipkin-Meshkov-Glick model, while levels belonging in the same parity subspace produce anticrossings. As results in [40] indicate that \hat{C} becomes an exact constant of motion only in the thermodynamic limit, it is reasonable to expect that apparent crossings in Fig. 7 are not exact, but avoided. To shed some light on this important issue, and to get an idea of the expected finite-size effects, we rely on the semiclassical approximation. As shown in [44, 70], we can use the standard Einstein-Brioullin-Keller (EBK) action quantization rules [71] to determine the positions of the energy levels of Eq. (2) in the thermodynamic limit. To do so, we rely on the semiclassical model, Eq. (3), to solve the following integral equation

$$\oint_{\Gamma_{\pm}} p(\epsilon, q) dq = 2\pi(n + a_n), \quad (6)$$

where $p(\epsilon, q)$ is obtained by inverting Eq. (3) for a given energy ϵ . The values ϵ_n for which $n \in \mathbb{N}$ provide the energy levels of our model in the thermodynamic limit. The integral is performed over a closed trajectory Γ_{\pm} covering either the left (−) or the right (+) part of the phase space. The quantities a_n are related to the Maslov index of the corresponding trajectory, which are equal to $1/4$ for each turning point; thus, $a_n = 1/2$, $\forall n$. Since the vacuum energy of the harmonic oscillator, $E = \omega/2$, is removed from the Rabi model, the energy obtained from Eq. (6) has to be shifted accordingly.

In Fig. 8 we compare the theoretical prediction given by Eq. (6) for $\omega_0 = 300$ and $1.995 \leq g/g_* \leq 2.010$, with the eigenvalues obtained by diagonalizing Eq. (2). The theoretical, semiclassical curves undergo several exact crossings, since the integrals for $\langle \hat{C} \rangle = -1$ and $\langle \hat{C} \rangle = 1$ arise from different closed paths Γ_{\pm} , and therefore they are independent. We can see that the numerical energy levels are almost indistinguishable from the corresponding theoretical predictions for this range of parameters. In particular, we display in the inset a single level crossing, with $1.9990 \leq g/g_* \leq 1.9996$; the differences between the EBK and the exact energy levels are negligible altogether.

To interpret the consequences of this result, we come back to Fig. 7. We can see there that the rapidity at which the value of every energy level changes with g , $\epsilon_n(g)$, clearly depends on $\langle \epsilon_n | \hat{C} | \epsilon_n \rangle$; in particular, the ‘speed’ $|d\epsilon_{n,-}/dg| > |d\epsilon_{n,+}/dg|$, where the subindex − identifies the energy levels

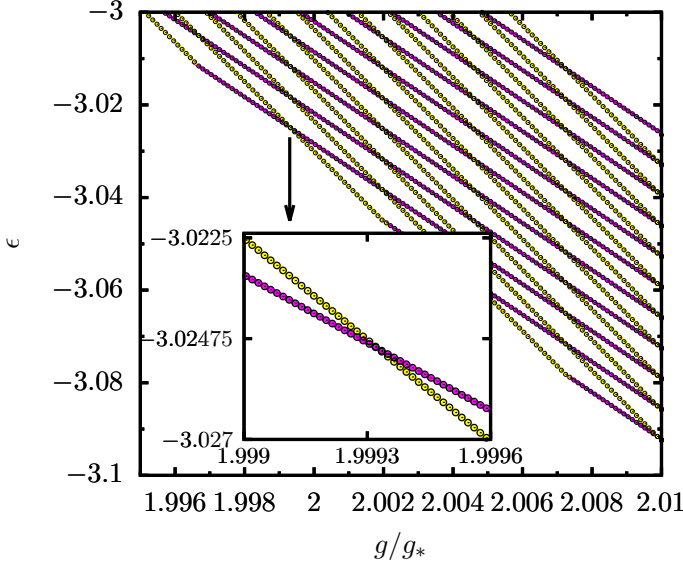


FIG. 8. Region of level flow diagram for $1.995 \leq g \leq 2.01$. Model parameters are $\omega = 1$, $\omega_0 = 300$, and $\alpha = 1/2$. Numerical energy levels are shown with empty circles. Color lines represent the classical energy levels obtained via quantization; yellow lines correspond to levels with $\langle \hat{C} \rangle = -1$, and magenta lines to $\langle \hat{C} \rangle = +1$. Inset: magnification of a single level crossing. The number of photons goes up to 5000.

with $\langle \epsilon_n | \hat{C} | \epsilon_n \rangle = -1$, and the subindex +, the energy levels with $\langle \epsilon_n | \hat{C} | \epsilon_n \rangle = +1$. This fact, together our previous statement concerning the almost exactitude of the EBK rules for not so large values of ω_0 , motivate us to formulate the following conjecture:

Even in a finite-size system, the energy levels with $\langle \hat{C} \rangle = -1$ evolve independently of the energy levels with $\langle \hat{C} \rangle = 1$, when changing the value of the coupling constant g . Therefore, we expect the following for an adiabatic evolution. If the wavefunction consists in a superposition of states with both $\langle \hat{C} \rangle = \pm 1$, the energy of the states with $\langle \hat{C} \rangle = -1$ will change faster with g , and therefore an adiabatic passage across the region with $\epsilon_{c1} \leq \epsilon \leq \epsilon_{c2}$ can produce a superposition of different macroscopic energies.

C. Level crossings in finite-size systems

In the next section, we will profit from the previous conjecture to generate an energy-cat by slowly passing through the ESQPTs. But before that, it is interesting to take a look at the behavior of two consecutive energy levels when crossing the critical energy in a finite-size system, in order to foresee the possible consequences of such an adiabatic passage.

We first focus on how the diagonal expectation values of \hat{C} change for a given pair of energy levels as the coupling g is varied. We consider a narrow coupling strength span

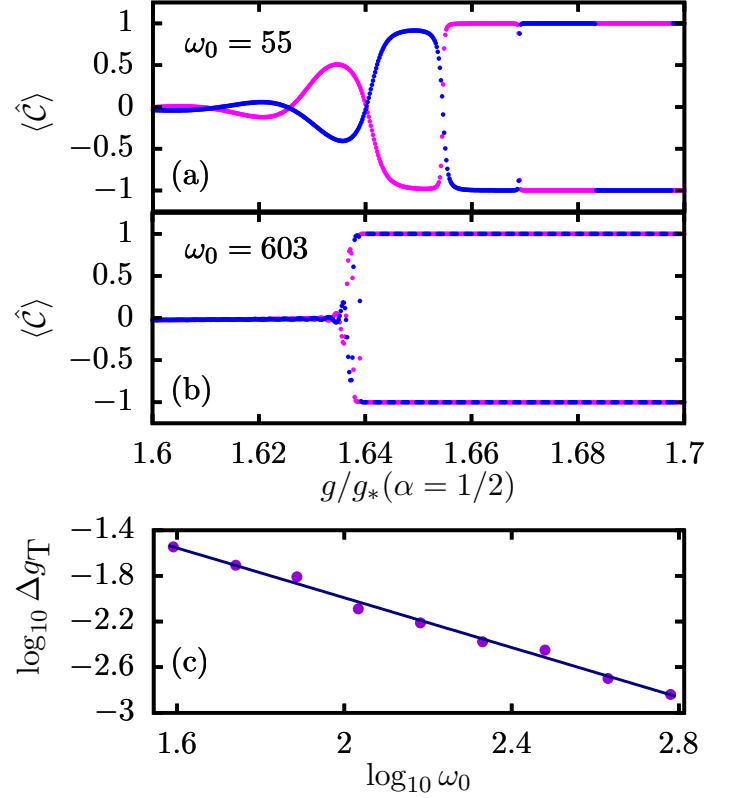


FIG. 9. (a-b) Diagonal expectation values of \hat{C} in the eigenstate $|\epsilon_p(g)\rangle$ (blue) such that $\epsilon_p(g/g_* = 1.6) \approx -0.8$ and in the eigenstate with energy closest and below the previous level, $|\epsilon_{p-1}(g)\rangle$ (magenta), as the coupling parameter g is varied. The system-size parameter leading to the thermodynamic limit is $\omega_0 = 55$ in (a) and $\omega_0 = 603$ in (b). (c) Finite-size scaling of the amplitude of the transient behavior region Δg_T . We obtain the power-law behavior $\Delta g_T \sim 1/\omega_0^z$ with $z \approx 1$. The number of photons varies in $n_{ph} \in [812, 8977]$ depending on ω_0 .

$g/g_*(\alpha) \in [1.6, 1.7]$. For each value of the system-size parameter ω_0 , we look for the energy level ϵ_p closest to energy $\epsilon = -0.8$ at $g/g_*(\alpha) = 1.6$, whose position in the energy spectrum is denoted by $p \in \mathbb{N}$. Then we consider the diagonal expectation value of \hat{C} in two eigenstates for different values of g : the eigenstate with energy ϵ_p , denoted $|\epsilon_p(g)\rangle$ for each value of the coupling g , and also that corresponding to ϵ_{p-1} , the eigenlevel closest and below the previous energy level, $|\epsilon_{p-1}(g)\rangle$. That is, we focus on $\langle \epsilon_p(g) | \hat{C} | \epsilon_p(g) \rangle \equiv \langle \hat{C} \rangle_{p,g}$ and $\langle \epsilon_{p-1}(g) | \hat{C} | \epsilon_{p-1}(g) \rangle \equiv \langle \hat{C} \rangle_{p-1,g}$. In other words, we choose two given energy levels at an initial value of the coupling parameter and then follow the evolution of those same levels as the coupling is increased. The curvature of the level flow diagram shown in Fig. 7 implies that as g increases the two energy levels $\epsilon_p(g)$ and $\epsilon_{p-1}(g)$, which are above ϵ_{c2} for $g/g_*(\alpha) = 1.6$, will eventually cross the ESQPT at energy ϵ_{c2} for some g . Once the ESQPT has been crossed, \hat{C} acts as a very approximate constant of motion, though it should be emphasized that the exact constancy of \hat{C} only occurs in the

thermodynamic limit [40]. After the ESQPT at energy ϵ_{c2} has been crossed, the (diagonal) expectation values of \hat{C} in the eigenstates of $\hat{H}_\alpha(g)$ considered can only be -1 and $+1$, as explained before. These expectation values are depicted in Fig. 9(a)-(b) for $\omega_0 = 55$ (a) and $\omega_0 = 603$ (b). Let us focus on panel (a). We observe that for sufficiently large g , $\langle \hat{C} \rangle_{p,g}$ changes abruptly between -1 and $+1$ at given values of g , and the same is true for $\langle \hat{C} \rangle_{p-1,g}$. This means that at those values of g , there occurs a precursor of a level crossing which induces a swapping of these conserved quantities. Below a certain g , these expectation values are not simply -1 and $+1$. The reason is that for those g the operator \hat{C} is still not a constant of motion at the considered energies $\epsilon_p(g)$ and $\epsilon_{p-1}(g)$. This is clear for the smaller values of g , since $\epsilon_p(g), \epsilon_{p-1}(g) \approx -0.8$ are significantly above ϵ_{c2} . Moreover, there is a more interesting intermediate region of g where \hat{C} shows a transient behavior. This is because the ESQPT, as any other phase transition, only truly happens in the thermodynamic limit, so its effects can be blurred in the quantum model even when the ESQPT critical energy of the thermodynamic limit, ϵ_{c2} , has been crossed. To perform a quantitative analysis, we define the g -width $\Delta g_T \equiv g_{0.05} - g_{0.95}$, where $g_{0.05}$ stands for the last value of the coupling g such that $1 - \langle \hat{C} \rangle_{p,g}^2 \geq 0.05$, and $g_{0.95}$ represents the first g such that $1 - \langle \hat{C} \rangle_{p,g}^2 \leq 0.95$. Then, we study how this magnitude changes with ω_0 by displaying Δg_T as a function of ω_0 in Fig. 9(c). We obtain the behavior $\Delta g_T \sim 1/\omega_0^z$ with $z \approx 1$, strongly suggesting the shrinking $\Delta g_T \rightarrow 0$ as a power-law approaching the thermodynamic limit $\omega_0 \rightarrow \infty$. This is fully compatible with the results published in [40]. As the thermodynamic limit is approached, the change from a region in which the value of \hat{C} in an eigenlevel is totally undefined, and $\langle \hat{C} \rangle^2 - \langle \hat{C}^2 \rangle = 1 - \langle \hat{C}^2 \rangle \sim 1$, to a region in which \hat{C} is perfectly defined, and $\langle \hat{C} \rangle^2 - \langle \hat{C}^2 \rangle = 1 - \langle \hat{C}^2 \rangle \sim 0$, becomes more abrupt. Afterwards, the number of (almost exact) level crossings increase with ω_0 .

Let us now suppose that we start in an eigenstate of the Hamiltonian at a given value of the coupling constant g , with an energy above ϵ_{c2} , and that we perform a time-dependent protocol $g(t)$ with the aim of crossing the ESQPT of energy ϵ_{c2} . We can write the time-dependent wavefunction $|\Psi(t)\rangle = \sum_n c_n(t) |\epsilon_n(t)\rangle$, where $|\epsilon_n(t)\rangle$ are the instantaneous eigenstates for Eq. (2) with $g(t)$. Then, the coefficients $c_n(t)$ evolve according to

$$\begin{aligned} \dot{c}_m(t) + [i\epsilon_m(t) + \langle \epsilon_m(t) | \dot{\epsilon}_m(t) \rangle] c_m(t) = \\ = \sum_{n \neq m} \frac{\langle \epsilon_m(t) | \dot{H} | \epsilon_n(t) \rangle}{\epsilon_m(t) - \epsilon_n(t)} c_n(t), \end{aligned} \quad (7)$$

where the overdot indicates a time derivative, and we have set $\hbar \equiv 1$. The first line in Eq. (7) accounts for the phase acquired by any coefficient $c_n(t)$ as a result of the time evolution, whereas the second line accounts for the non-adiabatic transitions between the instantaneous energy levels. Therefore, to estimate the relevance of such transitions in finite-size systems, we study the following magnitude,

$$\hat{\mathcal{H}}_{\text{int}}^{n,n+1} \equiv \frac{\langle E_{n+1}(g) | \hat{H}_{\text{int}} | E_n(g) \rangle}{E_n(g) - E_{n+1}(g)}. \quad (8)$$

with

$$\hat{H}_{\text{int}} = \sqrt{\omega\omega_0}(\hat{a}^\dagger + \hat{a})\hat{f}_x, \quad (9)$$

that it is proportional to the contribution of the neighboring energy levels to the non-adiabatic transitions in time-dependent protocols $g(t)$. We represent this magnitude in Fig. 10(a-b) for two values of the thermodynamic limit parameter, $\omega_0 = 55$ and 603 , and $g/g_* = 1.65$. Moreover, in Fig. 10(c-d) we represent the product of the diagonal expectation value $C_{nn} = \langle E_n | \hat{C} | E_n \rangle$ in adjacent eigenstates, for the same values of ω_0 . Both cases show the same qualitative result. We observe that for $\epsilon_{GS} \leq \epsilon \leq \epsilon_{c1}$ the expectation values are non-vanishing, and thus transitions are possible between the states E_n and E_{n+1} . Within this energy window all eigenstates below to the same symmetry subspace, in particular they all have $\langle \hat{C} \rangle = -1$ and therefore $C_{nn} \times C_{n+1,n+1} = +1$ as shown in the lower panels. By contrast, in the region $\epsilon_{c1} \leq \epsilon \leq \epsilon_{c2}$ between both ESQPTs we observe that the transition amplitudes vanish, indicating that there are no allowed transitions between adjacent eigenstates in this region. This is because in this energy region adjacent eigenstates effectively belong to different symmetry subspaces, as they are very approximately characterized by $\langle \hat{C} \rangle$ of opposite sign, ± 1 . This is displayed in the lower panels, which show that for adjacent eigenstates $C_{nn} \times C_{n+1,n+1} = -1$. For $\epsilon \geq \epsilon_{c2}$, \hat{C} no longer acts as a constant of motion and therefore the classification of eigenstates in symmetry sectors no longer holds. We observe that when $\epsilon \geq \epsilon_{c2}$ transitions between adjacent eigenstates are again allowed.

These results provide an important support to the conjecture we have formulated at the end of Sec. VB. Even in finite-size systems, non-adiabatic transitions between levels with different values of $\langle \hat{C} \rangle$ are highly suppressed. Therefore, we can expect the following behavior for an adiabatic passage through the ESQPTs of the deformed Rabi model. Let us suppose that we start from an initial state narrow in energy with $\epsilon > \epsilon_{c2}$. Then, if we slowly change the coupling constant and cross the first ESQPT, levels having both $\langle \hat{C} \rangle = 1$ and $\langle \hat{C} \rangle = -1$ become populated, since $\langle \hat{C} \rangle$ abruptly changes from $\langle \hat{C} \rangle \sim 0$ to $\langle \hat{C} \rangle \sim \pm 1$ at the critical line. Afterwards, due to the conservation of $\langle \hat{C} \rangle$ even for finite-size system, the wavefunction is split in two independent parts, one corresponding to $\langle \hat{C} \rangle = 1$ and the other one corresponding to $\langle \hat{C} \rangle = -1$, whose respective energies change with g with a different rapidity. This suggests that we can use the unitary time evolution to engineer an energy-cat state. This is a task that we undertake in the next section.

VI. GENERATION OF ENERGY CAT STATES

From the results in the previous section, we implement the following protocol. We choose an initial state as the ground-state of the quantum Hamiltonian Eq. (2), i.e., $|\Psi(g_{\text{ini}})\rangle = |\epsilon_{GS}(g_{\text{ini}})\rangle$. We choose the initial value of the coupling strength

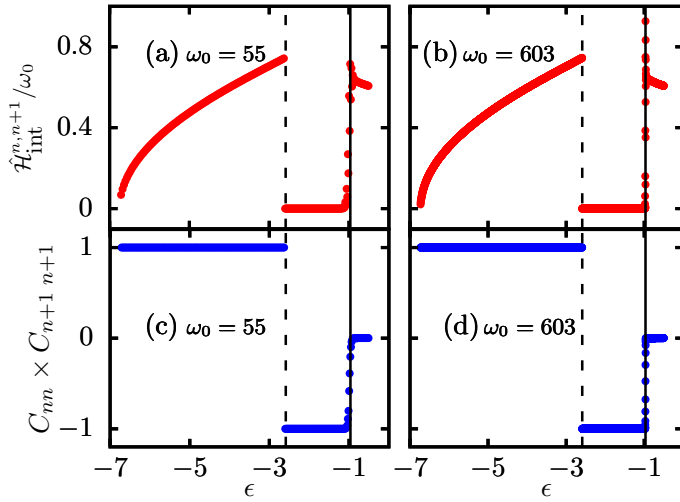


FIG. 10. (a-b) Expectation values of the interaction term of the Hamiltonian \hat{H}_{int} in adjacent energy eigenstates of the full Hamiltonian Eq. (8) as a function of energy for (a) $\omega_0 = 55$ and (b) $\omega_0 = 603$. (c-d) Product of the diagonal expectation values of \hat{C} in adjacent energy eigenstates, C_{nn} and $C_{n+1,n+1}$, as a function of energy, for (c) $\omega_0 = 55$ and (d) $\omega_0 = 603$. Model parameters are $\omega = 1$, $\alpha = 1/2$, and $g/g_* = 1.65$. Black dashed lines mark the energy of the first ESQPT, $\epsilon_{c1} = -2.5886$, while full black lines mark the second ESQPT, $\epsilon_{c2} = -0.9668$. Number of photons ranges in $n_{ph} \in [752, 8135]$ depending on ω_0 .

$g_{\text{ini}} = 2.5g_*$. Note that this ground state is non-degenerate, so the wavefunction is approximately well located around the corresponding value of $\langle \hat{q} \rangle$. We then perform a sudden change of the coupling strength $g_{\text{ini}} \rightarrow g_{\text{fin}}$, called a *quench*, to a final value $g_{\text{fin}} = 1.05g_*(\alpha)$. This quench leads the wavefunction to a region above ϵ_{c2} , so it is reasonable to expect that it is still well located around the corresponding value of $\langle \hat{q} \rangle$. Then, we simulate slow driving $g(t)$ by performing successive quenches of the form $g_i \rightarrow g_{i+1}$, $i = 1, 2, \dots$, such that $g_1 \equiv g_{\text{fin}}$, according to $g_{i+1} = g_i + \Delta_g$ with a small $\Delta_g = 2 \times 10^{-5}$ to diminish the effects of dissipation. After each quench, the non-equilibrium state is allowed to relax during a time $\tau = 10^6$ and in general will read ($\hbar \equiv 1$)

$$|\Psi(g)\rangle = \sum_n c_n(g) e^{-iE_n(g)\tau} |E_n(g)\rangle, \quad (10)$$

where all energies and eigenstates are now those corresponding to a Hamiltonian with a given g , not necessarily the initial value g_{ini} , that is, $\hat{H}(g)|E(g)\rangle = E(g)|E(g)\rangle$, and $c_n(g_i) \equiv \langle E_n(g_i) | \Psi(g_{i-1}) \rangle$. This procedure is less computational demanding than a true time-dependent driving $g(t)$.

At each value of g , one may calculate the population of energy levels obtained as the overlap

$$P(\epsilon(g)) \equiv |\langle \epsilon(g) | \Psi(g) \rangle|^2 = |c_n(g)|^2. \quad (11)$$

Clearly, for the initial state chosen to be the ground-state of the initial Hamiltonian, one has a peak distribution at the ground-state energy, $P(\epsilon(g = g_{\text{ini}})) = \delta(\epsilon - \epsilon_{\text{GS}}(g_{\text{ini}}))$ with $\epsilon_{\text{GS}}(g_{\text{ini}}) = -13.4128$ (not shown). As the initial state is quenched abruptly

to g_{fin} this distribution widens. In Fig. 7 we have represented with a full yellow line the average energy for the trajectory followed by this initial state as it is quenched for different values of g , i.e., the energy $\epsilon_q(g) = \langle \Psi(g) | \hat{H}(g) | \Psi(g) \rangle / (\omega_0 j)$. This quantity decreases as g increases as a consequence of the curvature of the level flow diagram. The energy distribution $P(\epsilon(g))$ can be calculated for each value of g .

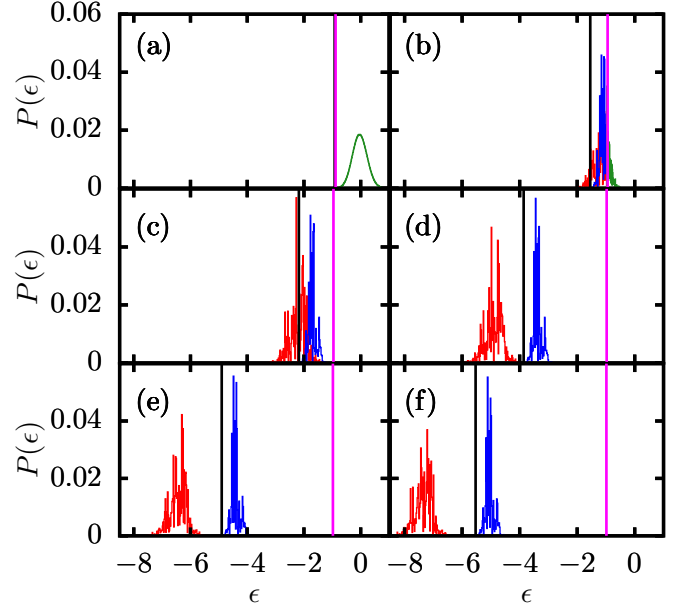


FIG. 11. Distribution of populated energy levels by the quenched state $|\Psi(g)\rangle$ at a certain value of the coupling strength, $P(\epsilon) = |\langle \epsilon(g) | \Psi(g) \rangle|^2$ where $\hat{H}(g)|\epsilon(g)\rangle = \epsilon(g)|\epsilon(g)\rangle$. Model parameters are $\omega = 1$, $\omega_0 = 100$, and $\alpha = 1/2$. The value of the coupling strength g/g_* is (a) 1.05, (b) 1.34, (c) 1.54, (d) 1.94, (e) 2.14, and (f) 2.25. Black and magenta vertical lines mark the ESQPTs critical energies ϵ_{c1} and ϵ_{c2} for each case [c.f. Fig. 2]. Number of photons for the whole process is 1900.

In Fig. 11 we show six cases of the full distribution, schematically indicated in Fig. 7 with green points defined in the plane $g/g_* \times \epsilon_q(g/g_*)$. To facilitate the reading of plots, we have represented with vertical lines two special energy values: the ESQPTs critical energies ϵ_{c1} (black) and ϵ_{c2} (magenta). Green distribution indicates that the populated eigenstates have not been assigned any conserved quantum number by \hat{C} because it is not a constant of motion at that value of the energy; red and blue distributions indicate that the corresponding eigenstates have $\langle \hat{C} \rangle \leq -0.95$ and $\langle \hat{C} \rangle \geq 0.95$, respectively. The chosen values of g increase from panel (a) to panel (f) (see caption for details). Panel (a) depicts $P(\epsilon)$ after the first quench $g_{\text{ini}} \rightarrow g_{\text{fin}}$. We find that the distribution of populated energy levels closely resembles a Gaussian distribution with mean $\langle \epsilon \rangle \approx 0$. The form of the distribution stems from the fact that the initial state at g_{ini} is the ground-state of the system which can be seen as a coherent state. This distribution has already widened in panel (b) as a consequence of

non-adiabatic transitions, and it has almost completely crossed the logarithmic ESQPT at ϵ_{c2} . For $\epsilon \leq \epsilon_{c2}$ the classical phase space is already composed of separate energy wells and therefore a given eigenstate must necessarily belong to either one, as indicated by $\langle \hat{C} \rangle$. For this reason, we observe that two separate modes of the distribution $P(\epsilon)$ (in red vs. blue) are starting to show up. In panel (c) the initial distribution has completely crossed the logarithmic ESQPT at ϵ_{c2} . We notice that the part of $P(\epsilon)$ corresponding to $\langle \hat{C} \rangle = -1$ has lower average energy than the part with $\langle \hat{C} \rangle = +1$. As explained in the previous section, this is because the first set of eigenstates have eigenlevels decreasing faster with g than the second set, i.e., the level flow diagram displays two distinct level dynamics with different curvatures as Fig. 7 illustrates. As g is further increased, the separation between the two distinct modes of the distribution $P(\epsilon)$ increases. In particular, in panel (d) we observe that the bimodal structure of $P(\epsilon)$ is apparent. Importantly, it is clearly shown how the part of $P(\epsilon)$ with $\langle \hat{C} \rangle = -1$ has *crossed* the first critical line at ϵ_{c1} , while the part of $P(\epsilon)$ with $\langle \hat{C} \rangle = +1$ gets to be trapped before this barrier. This is because when the package gets close to the ESQPT at ϵ_{c1} , only the mode of the distribution of populated levels with $\langle \hat{C} \rangle = -1$ will be able to pass through, and the mode with $\langle \hat{C} \rangle = +1$ will be inevitably restrained above this critical energy, as energy levels with $\langle \hat{C} \rangle = +1$ are not allowed below ϵ_{c1} [c.f. Fig. 7]. The result is that as time goes by the two modes of a new bimodal distribution $P(\epsilon) = P(\epsilon_+) + P(\epsilon_-)$ will be increasingly further apart in energy. This picture is confirmed in panels (d)-(f), which show that the red mode of $P(\epsilon)$ decreases as g increases with the only restriction that $P(\epsilon) = 0$ if $\epsilon < \epsilon_{GS}$, but the blue one remains trapped before the barrier located at ϵ_{c1} . The result is the formation of *spontaneous energy cat states*.

To end this section, we provide further evidence linking the formation of energy cat states with the semiclassical limit. To do so, we make use of the bosonic quadrature $\hat{q} = (\hat{a}^\dagger + \hat{a})/\sqrt{2}$ and solve the eigensystem $\hat{q} |q_n\rangle = q_n |q_n\rangle$. Note that, unlike the classical coordinate q , the spectrum of \hat{q} is discrete, i.e., the eigenvalues q_n do not form a continuum. The eigenvalues q_n are related to the position of the wavefunction in the classical two-dimensional phase space. Using the same quench protocol as before, we calculate the time-averaged probability that the quenched wavefunction $|\Psi(g)\rangle$ be found at q_n , i.e.,

$$P(q_n) = \sum_m P(\epsilon_m) |\langle q_n | \epsilon_m \rangle|^2 \quad (12)$$

at each step of the quench protocol (i.e., at a given g). The probability $P(q_n)$ is shown in Fig. 12 for several cases. These results are analogous to those in Fig. 11, except they are connected with a probability in the classical phase space. The probability Fig. 12(a) shows that the wavefunction can explore both regions of the classical phase space. This is because at this energy the wavefunction is above ϵ_{c2} , and thus classical contour curves consist of two connected wells [c.f. Fig. 3]. In Fig. 12(b) a visible but still small dip has been formed near $q_n = 0$. This indicates that the wavepacket is starting to separate, and since this is a probability connected to the classical phase space, this points at a *spatial* separation of the

packet. In the rest of panels of Fig. 12(c-f) we observe that the separation of the modes increases as g increases. The reason is that, once the ESQPT at ϵ_{c2} has been crossed, the wavefunction splits into wavepackets with a definite value of $\langle \hat{C} \rangle$ as we showed in Fig. 11 for $P(E_n)$. Since the double well structure of the classical phase space is asymmetric when $\alpha \neq 0$, we find that the probabilities $P(q_n)$ for q_n at each side of the phase space are different; in particular, $P(q_n)$ is wider for $q_n < q_{c2}$. This shows that the energy cat states induced by the parity-breaking ESQPT entails the formation of spatial cat states as well, i.e., a coherent superposition of two macroscopically distinct states.

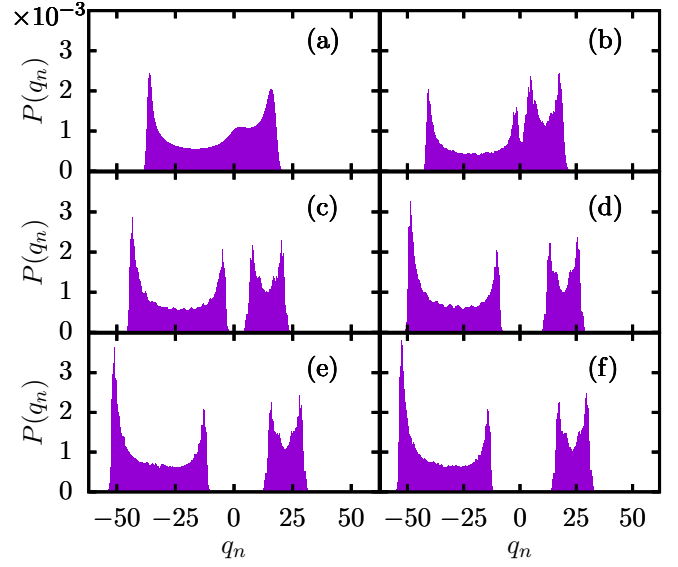


FIG. 12. Probability Eq. (12) of finding the quenched state $|\Psi(g)\rangle$ at position q_n . Model parameters are $\omega = 1$, $\omega_0 = 100$, and $\alpha = 1/2$. The values of the coupling strength g/g_* are the same as in Fig. 11: (a) 1.05, (b) 1.34, (c) 1.54, (d) 1.94, (e) 2.14, and (f) 2.25. Number of photons is 1900.

VII. THERMODYNAMICS OF ENERGY CAT STATES

The previous results on the emergence of energy cat states generated by the level crossings induced by the ESQPT at ϵ_{c2} and the constancy of \hat{C} hint towards an unusual mechanism for thermalization of physically relevant observables, which we study here.

Generically, quantum thermalization refers to the process by which the expectation value of a physical observable attains a stable equilibrium value around which it simply oscillates for sufficiently long times [61]; this equilibrium value coincides with its long-time average. For an observable \hat{O} in a time-evolving wavefunction $|\Psi(t)\rangle = e^{-i\hat{H}t} |\Psi(0)\rangle = \sum_n c_n e^{-iE_n t} |\Psi(0)\rangle$ ($\hbar \equiv 1$), this long-time average can be cast

in the form

$$\begin{aligned} \overline{\langle \hat{O} \rangle} &= \lim_{\tau \rightarrow \infty} \frac{1}{\tau} \int_0^\tau dt \langle \Psi(t) | \hat{O} | \Psi(t) \rangle \\ &= \sum_n P(E_n) \langle E_n | \hat{O} | E_n \rangle \end{aligned} \quad (13)$$

where $P(E_n) \equiv |c_n|^2$ is the distribution of populated energy levels, with $c_n = \langle E_n | \Psi(0) \rangle$. In writing the second line of Eq. (13) it has been assumed that the Hamiltonian has no level degeneracies for simplicity, and also because this is the case for our system. Equation (13) implies that the long-time average is determined *entirely* by the distribution $P(E_n)$ and the diagonal expectation values $O_{nn} \equiv \langle E_n | \hat{O} | E_n \rangle$. Naturally, $\langle \hat{O} \rangle$ depends strongly on those values O_{nn} for which the distribution $P(E_n)$ is higher, while the expectation values at energies with little population $P(E_n) \approx 0$ will contribute less to the full average. Once the diagonal expectation values O_{nn} have been fixed, the dynamics is fully governed by the distribution of populated states.

In a large number of quantum systems, the long-time average Eq. (13) is known to converge to an average obtained from a standard *microcanonical ensemble* centered at a given energy,

$$\overline{\langle \hat{O} \rangle}_{\text{ME}} = \frac{1}{N} \sum_{E_n \in [E - \Delta E, E + \Delta E]} \langle E_n | \hat{O} | E_n \rangle, \quad (14)$$

where E represents the mean macroscopic energy $\sum_n P(E_n) E_n$, and $1 \ll N < \infty$ is the number of states contained in a window centered at E , $[E - \Delta E, E + \Delta E]$, of width $\Delta E/E \ll 1$. This is certainly the case, for example, in generic quantum chaotic systems, where the equivalence between Eqs. (13) and (14) is sustained by the so-called eigenstate thermalization hypothesis [61], and one can also expect the equivalence to hold true for generic, well-behaved distributions $P(E_n)$ (for example, with a Gaussian form) for which the mean energy is a statistically significant quantity. Yet, there are cases where the simple microcanonical ensemble Eq. (14) fails to describe the long-time average Eq. (13), such as in systems displaying an extensive number of conserved quantities. To treat these systems other statistical ensembles have been devised such as, e.g., the generalized Gibbs ensemble [72] or the generalized microcanonical ensemble [73].

Here we focus on the consequences of energy cat states. To do so, we study how the expectation value of different physical observables evolves as the slow time evolution discussed in the previous section is performed. In Fig. 13 we compare the exact long-time averages with the standard microcanonical ensemble and with a generalization devised for dealing with energy cat states (see below for details). We focus first on panel (a), which shows the behavior of the operator \hat{C} . It constitutes a remarkable result. We can see that the actual value of $\langle \hat{C} \rangle$ gets stuck at $\langle \hat{C} \rangle \sim -0.2$ below ϵ_{c2} (black points) due to the conservation of \hat{C} . In the same panel, it is also shown the standard microcanonical average (empty triangles). First

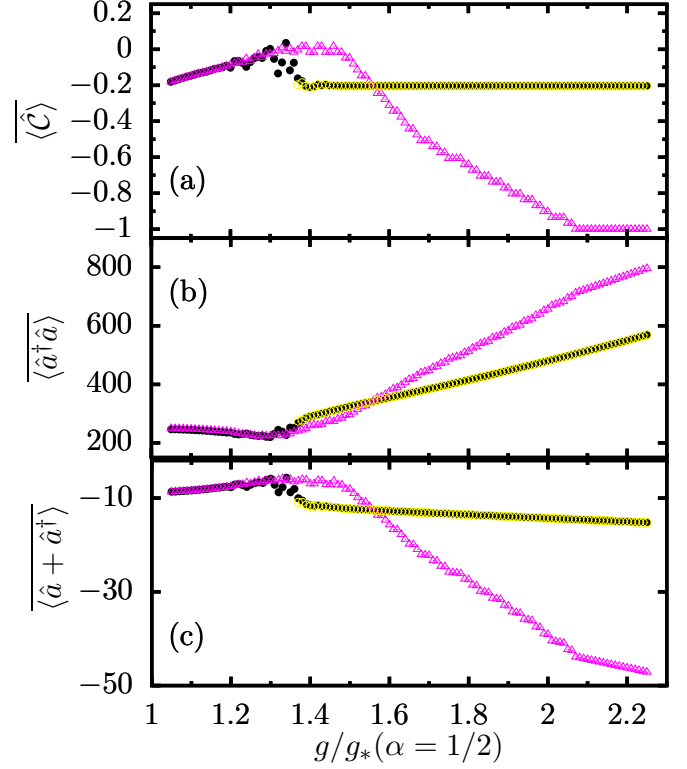


FIG. 13. Thermalization of physically relevant observables. Full black points represent the exact long-time average Eq. (13); empty triangles represent the standard microcanonical ensemble Eq. (14); and empty circles represent the result for the modified microcanonical ensemble Eq. (15). Model parameters are $\omega = 1$, $\omega_0 = 100$, and $\alpha = 1/2$. The microcanonical ensemble has been obtained by considering a window of 30 energy levels to each side of the mean energy ($N = 61$). In the modified microcanonical ensemble each window has size 15 ($N_+ = N_- = 31$); $p_+ = 0.3984$ and $p_- = 0.6016$. Number of photons is 1900.

of all, we can see that this average provides a very poor description of the actual results, but this was somehow expected. So, let us focus on what happens for $g/g_* \gtrsim 2.1$. There, the microcanonical average for $\langle \hat{C} \rangle$ reaches its minimum possible value, $\langle \hat{C} \rangle = -1$. This means that all the energy levels, ϵ_n , within a small window around the expected energy, $\langle E \rangle$, have $\langle \epsilon_n | \hat{C} | \epsilon_n \rangle = -1$. Therefore, it becomes impossible to build a generalized ensemble that properly accounts for the actual value of the constant of motion, $\langle \hat{C} \rangle \sim -0.2$, just by weighting the population of each energy level within a small energy window around $\langle E \rangle$ according to its value of $\langle \hat{C} \rangle$; such a procedure would always yield $\langle \hat{C} \rangle = -1$. Note that this weighting is precisely the method used to build the generalized microcanonical ensemble in [73], and it is also the basis for the generalized Gibbs ensemble². Therefore, a different statistical ensemble is required to deal with energy cat states.

² At least under the conditions where microcanonical and canonical ensemble become equivalent, the generalized Gibbs ensemble gives rise to a distri-

The reason behind this anomalous behavior is the bimodal structure of the distribution $P(\epsilon_n)$ given by the energy cat state. So, to derive a new kind of generalized microcanonical ensemble to describe the thermodynamics of energy cat states, let us consider that the energy distribution is split $P(E_n) = P(E_{n,+}) + P(E_{n,-})$ where $E_{n,\pm}$ denotes the states with $\langle \hat{C} \rangle = \pm 1$, respectively. Thus, $\mathcal{P}(E_{n,\pm}) \equiv P(E_{n,\pm}) / \sum_n P(E_{n,\pm})$ are the corresponding probability distributions. The difference with $P(E_n)$ is that each $\mathcal{P}(E_{n,\pm})$ is a unimodal distribution well centered about its mean (in particular, closer to a Gaussian distribution) as can be seen from Fig. 11(d)-(f). This means that one may calculate the mean energy of the states with definite charge $\langle \hat{C} \rangle = \pm 1$, $\langle E_{\pm} \rangle = \sum_n E_{n,\pm} \mathcal{P}(E_{n,\pm})$ which, unlike $\langle E \rangle$ for $P(E_n)$, is a good statistical measure once the cat states have been properly formed. This becomes equivalent to performing *two simultaneous* microcanonical averages, each one centered about each of the two means $\langle E_{n,+} \rangle$ and $\langle E_{n,-} \rangle$, and normalize the result correspondingly. This is realized in the form of the following modified microcanonical ensemble:

$$\begin{aligned} \overline{\langle \hat{O} \rangle}_{\text{ME2}} = & \frac{p_+}{N_+} \sum_{E_{n,+} \in [E_+ - \Delta E_+, E_+ + \Delta E_+]} \langle E_{n,+} | \hat{O} | E_{n,+} \rangle + \\ & + \frac{p_-}{N_-} \sum_{E_{n,-} \in [E_- - \Delta E_-, E_- + \Delta E_-]} \langle E_{n,-} | \hat{O} | E_{n,-} \rangle, \end{aligned} \quad (15)$$

with

$$p_{\pm} \equiv \frac{1 \pm \overline{\langle \hat{C} \rangle}}{2}. \quad (16)$$

The normalization factors p_{\pm} are the probability that a given wavefunction be fully localized within the left (-1) or right (+1) classical energy well. In general, a wavefunction will be a superposition of those two limiting cases since $-1 \leq \langle \Psi | \hat{C} | \Psi \rangle \leq 1$, and thus it follows that $0 \leq p_{\pm} \leq 1$ and $p_+ + p_- = 1$. The rest of Eq. (15) has the same interpretation as in the standard microcanonical ensemble Eq. (14), with the exception that now two averages are performed instead of just one, within two different energy windows (possibly) containing different number of levels. One caveat of the ensemble Eq. (15) is that it heavily depends on the separation in energy subspaces allowed by \hat{C} , and thus it is *undefined* where \hat{C} is not a constant of motion. Also note that, by construction, $\overline{\langle \hat{C} \rangle}_{\text{ME2}} = p_+ - p_- = \overline{\langle \hat{C} \rangle}$.

Now, we come back to Fig. 13. Besides the expected value of $\langle \hat{C} \rangle$, we show there $\langle a^\dagger a \rangle$, in panel (b), and $\langle a^\dagger + a \rangle$, in panel (c). The generalized microcanonical ensemble, provided by Eq. (15), is represented by empty yellow circles, and has been calculated only once \hat{C} acts a constant of motion; for $g/g_*(\alpha = 1/2) \lesssim 1.4$, it is undefined [c.f. Fig. 7]. We can see that for small values of g close to $g_{\text{fin}} = 1.05g_*(\alpha = 1/2)$, the long-time and the standard microcanonical averages agree

very well. However, as g increases the microcanonical value starts showing significant deviations with the exact long-time average and for values $g/g_*(\alpha = 1/2) \gtrsim 1.3$ the previous accordance is totally ruined. On the contrary, the generalized microcanonical ensemble given by Eq. (15) provides a perfect description for all the three studied observables when \hat{C} acts like a constant of motion.

Therefore, we conclude that in order to describe the thermalization of physical observables in the energy cat states described in this work, a generalized version of the microcanonical ensemble, Eq. (15), characterized by two different expected values for the energy, corresponding to the two parts of the bimodal structure of the energy distribution, has to be used instead of the common Eq. (14). This entails that the thermodynamics of energy cat states is characterized by two different internal energies, which may give rise to different temperatures.

VIII. CONCLUSIONS

The main result of this work is a protocol to create an energy-cat state—a Schrödinger cat state involving a quantum superposition of both different positions and energies—by slowly crossing two different ESQPTs. To do so, we rely in a generalization of the Rabi model which includes a parity-breaking term. As a point of departure, we have shown that this model has two different ESQPTs, at energies $\epsilon_{c2} \geq \epsilon_{c1}$, without any kind of QPT. The corresponding phases can be described by means an observable with just two eigenvalues, \hat{C} which is a constant of motion below ϵ_{c2} . In the phase with $\epsilon_{c1} \leq \epsilon < \epsilon_{c2}$, level crossings between energy levels with $\langle \hat{C} \rangle = 1$ and $\langle \hat{C} \rangle = -1$ are observed in the thermodynamic limit, when the coupling constant g is changed. In the phase with $\epsilon < \epsilon_{c1}$ all the energy levels have $\langle \hat{C} \rangle = 1$.

By means of stringent numerical calculations we have shown how to engineer an energy-cat profiting from the previous physical situation. First, the protocol is started in the ground state of the generalized Rabi system with a large value of the coupling constant g . Second, a quench onto a smaller value of this constant is performed; as a result, the system equilibrates above the critical energy associated to the logarithmic ESQPT, ϵ_{c2} . Then, the coupling constant is slowly increased. As a consequence, the wavefunction enters the phase with $\epsilon_{c1} \leq \epsilon < \epsilon_{c2}$. As the energy of levels with $\langle \hat{C} \rangle = -1$ changes faster with g than that of levels with $\langle \hat{C} \rangle = 1$, the wavefunction splits into two different parts: one centered at $q < q_c$ with lower energy, and another centered at $q > q_c$ and higher energy. Finally, at the final stages of the protocol, only the first part of the wavefunction crosses the critical energy associated with the finite discontinuity in the level density, ϵ_{c1} . As a result, the larger the final value of g , the more separated are the two parts of the wavefunction. The result is an energy-cat in which two different positions and two different energies are superposed.

Finally, we have studied the thermodynamics of this state. We show that a new kind of ensemble, including two different average energies (one for the part of the wavefunction with $\langle \hat{C} \rangle = -1$ and the other for the part with $\langle \hat{C} \rangle = 1$), is required

bution which is only significantly populated within a small energy window around the expected value for the energy, with an irregular shape determined by the expected values of other constants of motion.

to properly described the resulting equilibrium state.

ACKNOWLEDGMENTS

We gratefully thank F. Pérez-Bernal and J. Dukelsky for insightful discussions. We acknowledge financial support from Ministerio de Ciencia, Innovación y Universidades/Agencia Estatal de Investigación (MCIU/AEI/FEDER, EU) under Grant No. PGC2018-094180-B-I00. A. L. C. acknowledges financial support from ‘la Caixa’ Foundation (ID 100010434) through the fellowship LCF/BQ/DR21/11880024.

-
- [1] E. Schrödinger, Die gegenwärtige Situation in der Quantenmechanik, *Naturwissenschaften* **23**, 823 (1935).
 - [2] J. A. Wheeler and W. H. Zurek, *Quantum Theory and Measurement* (Princeton University Press, Princeton, NJ, 2014).
 - [3] J. Von Neumann, *Mathematische Grundlagen der Quantenmechanik*, Grundlehren der mathematischen Wissenschaften (Springer, Berlin, 1932).
 - [4] W. H. Zurek, Environment-induced superselection rules, *Phys. Rev. D* **26**, 1862 (1982).
 - [5] A. Ourjoumstev, R. Tualle-Brouri, J. Laurat, and P. Grangier, *Generating optical Schrödinger kittens for quantum information processing*, *Science* **312**, 83 (2006).
 - [6] A. Ourjoumstev, H. Jeong, R. Tualle-Brouri, and P. Grangier, *Generation of optical ‘Schrödinger cats’ from photon number states*, *Nature* **448**, 784 (2007).
 - [7] M. Lewenstein, M. F. Ciappina, E. Pisanty, J. Rivera-Dean, P. Strammer, Th. Lamprou, and P. Tzallas, *Generation of optical Schrödinger cat states in intense laser-matter interactions*, *Nat. Phys.* **17**, 1104 (2021).
 - [8] C. Wang, Y. Y. Gao, P. Reinhold, R. W. Heeres, N. Ofek, K. Chou, C. Axline, M. Reagor, J. Blumoff, K. M. Sliwa, L. Frunzio, S. M. Girvin, L. Jiang, M. Mirrahimi, M. H. Devoret, R. J. Schoelkopf, *A Schrödinger cat living in two boxes*, *Science* **352**, 1087 (2016).
 - [9] G. Pieplow, C. E. Creffield and F. Sols, *Protected cat states from kinetic driving of a boson gas*, *Phys. Rev. Research* **1**, 033013 (2019).
 - [10] J. Mateos, G. Pieplow, C. Creffield and F. Sols, *Cat states in a driven superfluid: role of signal shape and switching protocol*, *Eur. Phys. J. Spec. Top.* **230**, 1013–1019 (2021).
 - [11] J. Higbie and D. M. Stamper-Kurn, *Generating macroscopic quantum-superposition states in momentum and internal-state space from Bose-Einstein condensates with repulsive interactions*, *Phys. Rev. A* **69**, 053605 (2004).
 - [12] Y. P. Huang and M. G. Moore, *Creation, detection, and decoherence of macroscopic quantum superposition states in double-well Bose-Einstein condensates*, *Phys. Rev. A* **73**, 023606 (2006).
 - [13] A. Nunnenkamp, A. M. Rey, and K. Burnett, *Generation of macroscopic superposition states in ring superlattices*, *Phys. Rev. A* **77**, 023622 (2008).
 - [14] L. D. Carr, D. R. Dounas-Frazer, and M. A. Garcia-March, *Dynamical realization of macroscopic superposition states of cold bosons in a tilted double well*, *Europhys. Lett.* **90**, 10005 (2010).
 - [15] S. Sachdev, *Quantum Phase Transitions*, Cambridge University Press (1999).
 - [16] G. Mazzarella, L. Salasnich, A. Parola, and F. Toigo, *Coherence and entanglement in the ground state of a bosonic Josephson junction: From macroscopic Schrödinger cat states to separable Fock states*, *Phys. Rev. A* **83**, 053607 (2011).
 - [17] A. Relaño, J. Dukelsky, P. Pérez-Fernández, and J. M. Arias, *Quantum phase transitions of atom-molecule Bose mixtures in a double-well potential*, *Phys. Rev. E* **90**, 042139 (2014).
 - [18] P. Cejnar, P. Stránský, M. Macek, and M. Kloc, *Excited-state quantum phase transitions*, *J. Phys. A: Math. Theor.* **54** (2021) 133001.
 - [19] P. Stránský, M. Macek, and P. Cejnar, *Excited-state quantum phase transitions in systems with two degrees of freedom: Level density, level dynamics, thermal properties*, *Ann. Phys. (N.Y.)* **345**, 73 (2014).
 - [20] M. A. Caprio, P. Cejnar, and F. Iachello, *Excited state quantum phase transitions in many-body systems*, *Ann. Phys. (N. Y.)* **323**, 1106 (2008).
 - [21] A. Relaño, J. M. Arias, J. Dukelsky, J. E. García-Ramos, and P. Pérez-Fernández, *Decoherence as a signature of an excited-state quantum phase transition*, *Phys. Rev. A* **78**, 060102(R) (2008).
 - [22] P. Pérez-Fernández, A. Relaño, J. M. Arias, J. Dukelsky, and J. E. García-Ramos, *Decoherence due to an excited-state quantum phase transition in a two-level boson model*, *Phys. Rev. A* **80**, 032111 (2009).
 - [23] P. Pérez-Fernández, P. Cejnar, J. M. Arias, J. Dukelsky, J. E. García-Ramos, and A. Relaño, *Quantum quench influenced by an excited-state phase transition*, *Phys. Rev. A* **83**, 033802 (2011).
 - [24] L. F. Santos and F. Pérez-Bernal, *Structure of eigenstates and quench dynamics at an excited-state quantum phase transition*, *Phys. Rev. A* **92**, 050101(R) (2015).
 - [25] C. M. Lóbez and A. Relaño, *Entropy, chaos, and excited-state quantum phase transitions in the Dicke model*, *Phys. Rev. E* **94**, 012140 (2016).
 - [26] F. Pérez-Bernal and L. F. Santos, *Effects of excited state quantum phase transitions on system dynamics*, *Fortschritte der Physik* **65**, 6 p. 1600035 (2017).
 - [27] M. Kloc, P. Stránský, and P. Cejnar, *Quantum quench dynamics in Dicke superradiance models*, *Phys. Rev. A* **98**, 013836 (2018).
 - [28] Q. Wang and H. T. Quan, *Probing the excited-state quantum phase transition through statistics of Loschmidt echo and quantum work*, *Phys. Rev. E* **96**, 032142 (2017).
 - [29] L. F. Santos, M. Távora, and F. Pérez-Bernal, *Excited-state quantum phase transitions in many-body systems with infinite range interaction: localization, dynamics and bifurcations*, *Phys. Rev. A* **94**, 012113 (2016).
 - [30] P. Pérez-Fernández, A. Relaño, J. M. Arias, P. Cejnar, J. Dukelsky, and J. E. García-Ramos, *Excited-state phase transition and onset of chaos in quantum optical models*, *Phys. Rev. E* **83**, 046208 (2011).

- [31] A. L. Corps, R. A. Molina, and A. Relaño, *Chaos in a deformed Dicke model*, arXiv:2112.01923 [quant-ph].
- [32] M. A. Bastarrachea-Magnani, S. Lerma-Hernández, J. G. Hirsch, *Comparative quantum and semi-classical analysis of Atom-Field Systems I: density of states and excited-state quantum phase transitions*, Phys. Rev. A **89**, 032101 (2014).
- [33] M. A. Bastarrachea-Magnani, S. Lerma-Hernández, and J. G. Hirsch, *Comparative quantum and semiclassical analysis of atom-field systems. II. Chaos and regularity*, Phys. Rev. A **89**, 032102 (2014).
- [34] R. Puebla, A. Relaño, and J. Retamosa, *Excited-state phase transition leading to symmetry-breaking steady states in the Dicke model*, Phys. Rev. A **87**, 023819 (2013).
- [35] R. Puebla and A. Relaño, *Non-thermal excited-state quantum phase transitions* EPL **104**, 50007 (2014).
- [36] R. Puebla, A. Smirne, S. F. Huelga, and M. B. Plenio, *Universal Anti-Kibble-Zurek scaling in fully connected systems*, Phys. Rev. Lett. **124**, 230602 (2020).
- [37] V. M. Bastidas, G. Engelhardt, P. Pérez-Fernández, M. Vogl, and T. Brandes, *Quantum criticality and dynamical instability in the kicked-top model*, Phys. Rev. Lett. **112**, 140408 (2014).
- [38] R. Puebla and A. Relaño, *Irreversible processes without energy dissipation in an isolated Lipkin-Meshkov-Glick model*, Phys. Rev. E **92**, 012101 (2015).
- [39] Q. Hummel, B. Geiger, J. D. Urbina, and K. Richter, *Reversible quantum information spreading in many-body systems near criticality*, Phys. Rev. Lett. **123**, 160401 (2019).
- [40] A. L. Corps and A. Relaño, *Constant of Motion Identifying Excited-State Quantum Phase Transitions*, Phys. Rev. Lett. **127**, 130602 (2021).
- [41] P. Stránský and P. Cejnar, *Classification of excited-state quantum phase transitions for arbitrary number of degrees of freedom*, Phys. Lett. A **380**, 2637 (2016).
- [42] P. Stránský, M. Macek, A. Leviatan, and P. Cejnar, *Excited-state quantum phase transitions in systems with two degrees of freedom: II. Finite-size effects*, Ann. Phys. **365**, 57 (2015).
- [43] M. Macek, P. Stránský, A. Leviatan and P. Cejnar, *Excited-state quantum phase transitions in systems with two degrees of freedom. III. Interacting boson systems*, Phys. Rev. C **99**, 064323 (2019).
- [44] A. Relaño, C. Esebbag and J. Dukelsky, *Excited-state quantum phase transition in the two-spin elliptic Gaudin model*, Phys. Rev. E **94**, 052110 (2016).
- [45] P. Stránský, P. Cejnar, and R. Filip, *Stabilization of product states and excited-state quantum phase transitions in a coupled qubit-field system*, Phys. Rev. A **104**, 053722 (2021).
- [46] W. Kopylov and T. Brandes, *Time-delayed feedback control of the Dicke-Hepp-Lieb superradiant quantum phase transition*, New J. Phys. **17**, 0103031 (2015).
- [47] P. Pérez-Fernández and A. Relaño, *From thermal to excited-state quantum phase transition: The Dicke model*, Phys. Rev. E **96**, 012121 (2017).
- [48] P. Feldmann, C. Klempt, A. Smerzi, L. Santos, and M. Gessner, *Interferometric Order Parameter for Excited-State Quantum Phase Transitions in Bose-Einstein Condensates*, Phys. Rev. Lett. **126**, 230602 (2021).
- [49] Q. Wang and F. Pérez-Bernal, *Signatures of excited-state quantum phase transitions in quantum many-body systems: Phase space analysis*, Phys. Rev. E **104**, 034119 (2021).
- [50] M. Kloc, D. Simsa, F. Hanák, P. R. Kaprálová-Zdánská, P. Stránský, and P. Cejnar, *Quasiclassical approach to quantum quench dynamics in the presence of an excited-state quantum phase transition*, Phys. Rev. A **103**, 032213 (2021).
- [51] Q. Wang and F. Pérez-Bernal, *Characterizing the Lipkin-Meshkov-Glick model excited state quantum phase transition using dynamical and statistical properties of the diagonal entropy*, Phys. Rev. E **103**, 032109 (2021).
- [52] T. Brandes, *Excited-state quantum phase transitions in Dicke superradiance models*, Phys. Rev. E **88**, 032133 (2013).
- [53] R. Puebla, M.-J. Hwang, and M. B. Plenio, *Excited-state quantum phase transition in the Rabi model*, Phys. Rev. A **94**, 023835 (2016).
- [54] J. E. García-Ramos, P. Pérez-Fernández, and J. M. Arias, *Excited-state quantum phase transitions in a two-fluid Lipkin model*, Phys. Rev. C **95**, 054326 (2017).
- [55] P. Cejnar and P. Stránský, *Impact of quantum phase transitions on excited-level dynamics*, Phys. Rev. E **78**, 031130 (2008).
- [56] I. I. Rabi, *On the Process of Space Quantization*, Phys. Rev. **49**, 324 (1936).
- [57] I. I. Rabi, *Space Quantization in a Gyration Magnetic Field*, Phys. Rev. **51**, 652 (1937).
- [58] D. Braak, *Integrability of the Rabi Model*, Phys. Rev. Lett. **107**, 100401 (2011).
- [59] J.-Q. Liao, J.-F. Huang, and L. Tian, *Generation of macroscopic Schrödinger-cat states in qubit-oscillator systems*, Phys. Rev. A **93**, 033853 (2016).
- [60] M.-J. Hwang, R. Puebla, and M. B. Plenio, *Quantum Phase Transition and Universal Dynamics in the Rabi Model*, Phys. Rev. Lett. **115**, 180404 (2015).
- [61] L. D'Alessio, Y. Kafri, A. Polkovnikov, and M. Rigol, *From quantum chaos and eigenstate thermalization to statistical mechanics and thermodynamics*, Adv. Phys. **65**, 239 (2016).
- [62] H. Tasaki, *From quantum dynamics to the canonical distribution: General picture and a rigorous example*, Phys. Rev. Lett. **80**, 1373 (1998).
- [63] M. Rigol, V. Dunjko, and M. Olshanii, *Thermalization and its mechanism for generic isolated quantum systems*, Nature **452**, 854 (2008).
- [64] P. Reimann, *Eigenstate thermalization: Deutsch's approach and beyond*, New. J. Phys. **17**, 055025 (2015).
- [65] J. M. Deutsch, *Eigenstate thermalization hypothesis*, Rep. Prog. Phys. **81**, 082001 (2018).
- [66] M. Srednicki, *Chaos and quantum thermalization*, Phys. Rev. E **50**, 888 (1994).
- [67] J. v. Neumann and E. Wigner, *Über merkwürdige diskrete Eigenwerte. Über das Verhalten von Eigenwerten bei adiabatischen Prozessen*, Phys. Z. **30**, 467 (1929).
- [68] L. D. Landau and E. M. Lifshitz, *Quantum Mechanics: Nonrelativistic Theory*, 1965.
- [69] D. J. Nader, C. A. González-Rodríguez and S. Lerma-Hernández, *Avoided crossings and dynamical tunneling close to excited-state quantum phase transitions*, Phys. Rev. E **104**, 064116 (2021).
- [70] M. A. Bastarrachea-Magnani, A. Relaño, S. Lerma-Hernández, B. López-del-Carpio, J. Chávez-Carlos, and J. G. Hirsch, *Adiabatic invariants for the regular region of the Dicke model*, J. Phys. A: Math. Theor. **50**, 144002 (2017).
- [71] A. Einstein, *Zum quantensatz von Sommerfeld und Epstein*, Verh. Dtsch. Phys. Ges., **19** 82 (1917); L. Brillouin, *Remarques sur la mécanique ondulatoire*, J. Phys. Radium, **7** 353 (1926); J. B. Keller, *Corrected Bohr-Sommerfeld quantum conditions for nonseparable systems*, Ann. Phys. (N.Y.), **4** 180 (1958).
- [72] M. Rigol, V. Dunjko, V. Yurovsky, and M. Olshanii, *Relaxation in a Completely Integrable Many-Body Quantum System: An Ab Initio Study of the Dynamics of the Highly Excited States of 1D Lattice Hard-Core Bosons*, Phys. Rev. Lett. **98**, 050405 (2007).
- [73] A. C. Cassidy, C. W. Clark, and M. Rigol, *Generalized Thermalization in an Integrable Lattice System*, Phys. Rev. Lett. **106**,

140405 (2011).