

# Shell-model study on properties of proton dripline nuclides with $Z, N = 30-50$ including uncertainty analysis

Boshuai Cai,<sup>1</sup> Guangshang Chen,<sup>1</sup> Cenxi Yuan,<sup>1,\*</sup> and Jianjun He<sup>2,3,†</sup>

<sup>1</sup>*Sino-French Institute of Nuclear Engineering and Technology,  
Sun Yat-Sen University, Zhuhai, 519082, Guangdong, China*

<sup>2</sup>*Key Laboratory of Beam Technology and Materials Modification of Ministry of Education,  
College of Nuclear Science and Technology, Beijing Normal University, Beijing 100875, China*

<sup>3</sup>*Beijing Radiation Center, Beijing 100875, China*

(Dated: January 17, 2022)

We aim to investigate the binding energies and proton separation energies of nuclides with  $Z, N = 30 - 50$  based on the shell model with an uncertainty analysis through statistical methods. Several formulas are used to obtain the binding energies and proton separation energies according to the shell-model calculations. The non-parametric Bootstrap method is applied to establish an uncertainty decomposition and recombination framework. Moreover, it estimates the proton stability that is integrated from the distribution of the proton separation energies of each nuclide. Two formulas for calculating the binding energies with a systematic uncertainty of  $\sim 0.3$  MeV are proposed, and a reliable extrapolation ability is examined. These binding energy formulas deduce similar forms of respective  $S_p$  and  $S_{2p}$  energies, which predict the extension of the nuclear boundary of this region. A nice description of the binding energies and proton separation energies is provided. The unknown proton dripline properties are also predicted, including one- and two-proton separation energies and half-lives of proton emitting, which shows a new dripline. Besides, there are 30 unstable nuclides predicted to be bound against proton(s)-emission. These nuclear properties will be useful in nuclear astrophysics.

**Keywords:** Shell Model, Proton Dripline, Uncertainty Analysis

## I. INTRODUCTION

The accurate description of the synthesis of the heavy elements in the Universe is one of the main open questions in the field of nuclear astrophysics. The type of particles involved in nuclear process is one of the foundation to investigate it [1, 2]. The majority of heavy elements are produced in two neutron-induced processes, known as slow ( $s$ ) and rapid ( $r$ ) processes [3, 4]. However, there are 35 neutron-deficient stable nuclei (from  $^{74}\text{Se}$  to  $^{196}\text{Hg}$ ), the so-called  $p$  nuclei, which cannot be created in these scenarios. It is known that the  $p$ -process (or  $\gamma$ -process) is responsible for synthesizing these  $p$  nuclei with photodisintegration reactions of  $(\gamma, n)$ ,  $(\gamma, p)$  and  $(\gamma, \alpha)$  ([5]). To date, the most favored environment for the  $p$ -process to occur is in Type II supernovae (SN) when the shock-front passes through the O/Ne layer of the star where temperatures are between  $1.8 < T_9 < 3.3$  [6, 7]. One of the outstanding unsolved riddles of nuclear astrophysics is the origin of the so-called  $p$ -process nuclei from  $A = 92$  to 126. Both the lighter and heavier  $p$ -process nuclei are adequately produced in the neon and oxygen shells of ordinary Type II SN, but the origin of these intermediate isotopes, especially the underproduction problem in  $^{92,94}\text{Mo}$  and  $^{96,98}\text{Ru}$  nuclides, has long been mysterious. To solve this problem, the possible contributions from one or more different nucleosynthesis processes are suggested, such as reactions in Type Ia

SN [8–10], the rapid-proton ( $rp$ ) process [11], or the  $\nu p$ -process in neutrino-driven wind of Type II SN [12–15].

Pruet *et al.* [13] explored the production of these  $p$  nuclei in the neutrino-driven wind from a young neutron star in Type II SN. They found synthesis of  $p$ -rich nuclei could be reached up to  $^{102}\text{Pd}$ , although their calculations do not show efficient production of  $^{92}\text{Mo}$ . If the entropy of these ejecta were increased by a factor of 2, the synthesis could extend to  $^{120}\text{Te}$ . Still larger increases in entropy, which might reflect the role of magnetic fields or vibrational energy input neglected in the hydrodynamical model, resulted in the production of nuclei up to  $A \approx 170$ . However, the  $\nu p$ -process reaction flow went through the Zn-Sn regions where the extrapolated uncertainties on the proton separation energies ( $S_p$ ) for those nuclides without experimental data are very large. Therefore, more accurate measurements or theoretical predictions for these nuclides would be most welcome and could have significant impact on the understanding of  $p$ -process nuclei and their solar abundance, since this material is ejected (unlike the case in X-ray bursts).

Apart from the nucleosynthesis in nature, there are roughly 7000 possible candidates on the nuclear landscape. However, up to now, only roughly 3000 nuclides have been identified and a vast territory remains to be unexplored [16–18]. The location of the dripline, defined unambiguously by the nucleon or two-nucleon separation energies [19], depicts the boundary of the nuclear landscape, which is essential for understanding the relationships between the total number of nuclides and the nuclear force [20]. Unfortunately, the measurement of

\* yuancx@mail.sysu.edu.cn

† hejianjun@bnu.edu.cn

unknown nuclear masses is not always feasible even possible with the up to date experimental technology. Experimentally, only the neutron dripline of nuclides with  $Z \leq 10$  are determined [21]. Thus, theoretical models become crucial in order to evaluate and predict the unknown masses.

Various mass models have been proposed and corrected in the last several decades. Myers and Swiatecki developed the semi-empirical droplet model of nuclear masses and deformations [22, 23]. The finite-range droplet model, which was developed from a Yukawa-plus-exponential macroscopic model (finite-range liquid-drop model) and a folded-Yukawa single-particle potential for the microscopic energy, are proposed by Möller *et al.* in 1981 and corrected in the following years [24–29]. In addition, the Hartree-Fock-Bogoliubov was applied to the determination of nuclear masses, and many versions have been developed with the Skyrme-type and the Gogny-type effective interactions [30–32]. The time-dependent Hartree-Fock was used to describe the multi-nucleon transfer dynamics [33].

In this paper, we carry out a shell-model study on proton dripline properties of nuclides with  $Z, N = 30 - 50$ , which are of astrophysical  $\nu p$ -process importance. In addition, some nuclei are also important in the Type I X-ray bursts [34, 35]. A full  $f_5pg_9$  shell model calculation is applied to investigate the binding energies, proton separation energies, and the proton dripline properties (including the half-lives of proton emitting), for these exotic nuclei. The formulas of energies calculation are introduced in Sec. II A. Furthermore, the confidence of our results is also examined with an uncertainty decomposition framework [38] based on the Bootstrap method [39, 40], of which the framework is presented in Sec. II B. Results are discussed in Sec. III.

## II. FORMULAS AND STATISTIC METHOD

### A. Calculation of binding energy and separation energies

In recent years, some properties of light proton-rich nuclei were well studied in experiment, while the shell model provides reasonable theoretical descriptions, e.g., the isospin asymmetry [41, 42], the  $\beta$ -delayed proton(s) emission [43, 44], the  $\beta$ -decay spectroscopy [45, 46], the exotic  $\beta$ - $\gamma$ - $\alpha$  decay mode of  $^{20}\text{Na}$  [47], the four-proton unbound nucleus  $^{18}\text{Mg}$  [48], etc. In neutron-deficient heavy nuclei, the shell model well described the  $\alpha$ -decay of the lightest isotope of U [49] and isomeric states of  $^{218}\text{Pa}$  [50] and  $^{213}\text{Th}$  [51]. For medium mass nuclei, investigations locates mostly in neutron-rich nuclei [52–54] and neutron-deficient nuclei with  $Z \leq N$  [55–57] while rarely exceeds beyond  $Z = N$ .

The shell model provides lots of descriptions for nuclear spectroscopic properties, but rarely investigates the binding energy. A reasonable choice of effective interaction

is key to perform the shell-model calculation. Through the interaction, shell-model calculations provide binding energy of each nuclide relative to the core and without Coulomb energy. It is noted as  $E_{BE,SM}(Z, N)$ , where  $Z$  ( $N$ ) denotes the proton (neutron) number. The effective interaction JUN45, which was proposed by Honma *et al.* via fitting to the experimental data of selected nuclides in this  $f_5pg_9$  shell model space consisting of four single-particle orbits  $p_{3/2}$ ,  $f_{5/2}$ ,  $p_{1/2}$  and  $g_{9/2}$  [58], is used in the present work for calculating  $E_{BE,SM}(Z, N)$ . Necessarily, several corrections should be taken into account. In 1997, Herndl and Brown [59] used an overall constant ( $cst$ ) and four terms linear and quadratic in the number of valence protons and that of valence neutrons:

$$E_{BE}(Z, N) = E_{BE,SM}(Z, N) + cst + a(Z - 28) + b(Z - 28)^2 + c(N - 28)^2 + d(N - 28), \quad (1)$$

where  $a$ ,  $b$ ,  $c$  and  $d$  are fitting parameters. This form is equivalent to the combination of two body Coulomb interaction and small variation in the nuclear size and mass [59].

As an analog of Eq. (1), one can pose a quadratic formula for the binding energy of a certain nuclide with fixing the constant term of the original formula by the binding energy of  $^{56}\text{Ni}$ :

$$E_{BE}(Z, N) = E_{BE,SM}(Z, N) + E_{BE}(^{56}\text{Ni}) + a(Z - 28) + b(Z - 28)^2 + c(N - 28)^2 + d(N - 28). \quad (2)$$

The correction of Coulomb energy is included in the  $a$  and  $b$  terms. In addition, the single-particle energies of the core, which are kept unchanged for all nuclides, may actually depend on the numbers of valence nucleons and should be compensated through introducing additional terms on  $Z$  and  $N$ , as suggested in Eq. (2). Through fitting results, we suggest to replace the last term of Eq. (2) by the difference between valence protons and valence neutrons:

$$E_{BE}(Z, N) = E_{BE,SM}(Z, N) + E_{BE}(^{56}\text{Ni}) + a(Z - 28) + b(Z - 28)^2 + c(N - 28)^2 + d(Z - N)^2. \quad (3)$$

Besides, the sum of the last two terms and the residuals of Eqs. (2) and (3) shows a hyperboloid-like distribution, it is thus approached with a term  $(Z - 30)(Z - 2N + 50)$ :

$$E_{BE}(Z, N) = E_{BE,SM}(Z, N) + E_{BE}(^{56}\text{Ni}) + a(Z - 28) + b(Z - 28)^2 + c(Z - 30)(Z - 2N + 50). \quad (4)$$

Furthermore, Caurier *et al.* [60] proposed a correction including modified Coulomb energy term and a monopole expression:

$$E_{BE}(Z, N) = E_{BE,SM}(Z, N) + E_{BE}(^{56}\text{Ni}) + E_C + E_M, \quad (5)$$

with

$$\begin{aligned} E_C &= a(Z - 28) + b(Z - 28)(Z - 29) \\ &\quad + c(Z - 28)(N - 28), \\ E_M &= d(A - 56) + e(A - 56)(A - 57) \\ &\quad + f(T(T + 1) - \frac{3}{4}(A - 56)), \end{aligned}$$

where  $T$  is the isospin of nuclide and  $A$  is the mass number. Comparing Eq. (3) and Eq. (5), they are quite similar. The difference is a term involving the gap of total isospin. While focusing on the ground state property, a general rule shows that  $T \approx T_3 \propto |N - Z|$ . Thus the term involving isospin could also be absorbed in the quadratic form of nucleon numbers.

Nucleon separation energies can be easily calculated through the binding energy with formulas  $S_p(Z, N) = E_{BE}(Z, N) - E_{BE}(Z - 1, N)$  and  $S_{2p}(Z, N) = E_{BE}(Z, N) - E_{BE}(Z - 2, N)$ . From both Eqs. (3) and (4), general forms of  $S_p$  and  $S_{2p}$  are proposed:

$$S_p(Z, N) = E_{BE,SM}(Z, N) - E_{BE,SM}(Z - 1, N) + aZ + bN + d, \quad (6)$$

$$S_{2p}(Z, N) = E_{BE,SM}(Z, N) - E_{BE,SM}(Z - 2, N) + aZ + bN + d. \quad (7)$$

In addition, based on residual analysis, a quadratic distribution term,  $(Z - N)^2$ , is reintroduced:

$$S_p(Z, N) = E_{BE,SM}(Z, N) - E_{BE,SM}(Z - 1, N) + aZ + bN + c(Z - N)^2 + d, \quad (8)$$

$$S_{2p}(Z, N) = E_{BE,SM}(Z, N) - E_{BE,SM}(Z - 2, N) + aZ + bN + c(Z - N)^2 + d. \quad (9)$$

Notwithstanding this term disappears by subtracting two binding energies, it performs well on describing the experimental data with the low uncertainties listed in TANLE I. Furthermore, the very large uncertainty of the fitting parameter  $b$  shows its unreliability and unnecessary. Removing  $b$  parameter, the following formulas perform better:

$$S_p(Z, N) = E_{BE,SM}(Z, N) - E_{BE,SM}(Z - 1, N) + aZ + c(Z - N)^2 + d, \quad (10)$$

$$S_{2p}(Z, N) = E_{BE,SM}(Z, N) - E_{BE,SM}(Z - 2, N) + aZ + c(Z - N)^2 + d. \quad (11)$$

The performance of these formulas for binding energies and separation energies is investigated by an application of the Bootstrap method, which is introduced in the following section.

## B. Framework of uncertainty analysis

The total uncertainty of a formula is composed of the experimental uncertainty, the statistical uncertainty and the systematic uncertainty [36, 37]. Our previous work [38] detailed the practical steps of the Bootstrap method [39, 40] for decomposing and recomposing uncertainties. Recently, Jia *et al.* used this to study the correlation between parameters of Woods-Saxon potential and evaluate the uncertainty of the binary cluster model [61]. The benefit of such a method is that all useful statistics could be obtained simultaneously from the parameter space estimated from the resampling of the dataset. Note that the experimental uncertainties of binding energies and separation energies are neglected here because they are generally (more than 95%) smaller than 0.1 MeV. The residual between theoretical and experimental data of a nuclide with  $Z$  protons and  $N$  neutrons is defined as,

$$r(Z, N, S_{BS,i}) = y_{cal}(Z, N, S_{BS,i}) - y_{exp}(Z, N), \quad (12)$$

where  $y$  denotes the corresponding energy, subscript *cal* denotes the calculated value, subscript *exp* denotes the experimental value, and  $S_{BS,i}$  denotes the  $i$ th Bootstrap sample in the  $M$  Bootstrap samples, which are the same size as the original dataset. In practice, the number of the Bootstrap samples is set to be  $M = 10^6$ , which assures a robust estimation of uncertainties. The ordinary least squares method is used to make the fitting. Under this definition, the positive value of  $r(Z, N, S_{BS,i})$  indicates an overestimation, while the negative one indicates an underestimation. The statistical uncertainty of this formula for a nuclide is defined by the unbiased standard deviation

$$\hat{\sigma}_{\text{stat}}^2(Z, N) = \frac{1}{M - 1} \sum_{i=1}^M (y_{cal}(Z, N, S_{BS,i}) - \bar{y}_{cal}(Z, N))^2, \quad (13)$$

where  $\bar{y}_{cal}(Z, N)$  is the mean of calculated values of a given nuclide.

By ignoring the experimental uncertainty, the systematic uncertainty, which yields the gaps between the calculated and the “true” values, is estimated by

$$\begin{aligned} \hat{\sigma}_{\text{sys}}^2(Z, N) &= \left( \sum_{i=1}^M \frac{y_{cal}(Z, N, S_{BS,i})}{M} - y_{exp}(Z, N) \right)^2 \\ &= \left( \frac{1}{M} \sum_{i=1}^M r(Z, N, S_{BS,i}) \right)^2, \end{aligned} \quad (14)$$

and the systematic global uncertainty is derived by:

$$\hat{\sigma}_{\text{sys}}^2 = \frac{1}{K} \sum_{k=1}^K \hat{\sigma}_{\text{sys}}^2(Z, N) = \frac{1}{K} \sum_{k=1}^K \bar{r}^2(Z, N), \quad (15)$$

where  $K$  is the number of combinations of protons and neutrons in the dataset. The total uncertainty of a property for a nuclide is defined by the root-mean-square

(rms) deviation

$$\begin{aligned}\hat{\sigma}_{total}^2(Z, N) &= \frac{1}{M} \sum_{i=1}^M r^2(Z, N, S_{BS,i}) \\ &= \frac{M-1}{M} \hat{\sigma}_{stat}^2(Z, N) + \hat{\sigma}_{sys}^2(Z, N),\end{aligned}\quad (16)$$

and then generalized to the whole dataset:

$$\hat{\sigma}_{total}^2 = \hat{\sigma}_{sys}^2 + \hat{\sigma}_{stat}^2. \quad (17)$$

In addition, the total uncertainty is recomposed for the estimation to a property of a nuclide:

$$\hat{\sigma}_{pred}^2(Z, N) = \hat{\sigma}_{stat}^2(Z, N) + \hat{\sigma}_{sys}^2. \quad (18)$$

To check the extrapolation power, the statistical uncertainty is equally expressed by Eq. (13) and generalized again to the whole dataset as Eq. (16).

In effect, each time when a Bootstrap sample is obtained, the original dataset is divided to two parts: 1) the training group, in which nuclides form the Bootstrap sample; 2) the test group consisting of nuclides not included in the Bootstrap sample. For each Bootstrap sample, the uncertainty of the training group is

$$\sigma_{tr}(S_{BS,i}) = \sqrt{\frac{1}{n_{i,tr}} \sum_{k=1}^{n_{i,tr}} r^2(Z_k, N_k, S_{BS,i})}, \quad (19)$$

and that of the test group is

$$\sigma_{ts}(S_{BS,i}) = \sqrt{\frac{1}{n_{i,ts}} \sum_{k=1}^{n_{i,ts}} r^2(Z_k, N_k, S_{BS,i})}, \quad (20)$$

where  $n_{i,tr}$  ( $n_{i,ts}$ ) is the number of nuclides in the training (test) group. In other words,  $\sigma_{tr}$  and  $\sigma_{ts}$  describe the systematic uncertainties of random interpolation and extrapolation. The distribution of the uncertainties of the training and test groups are drawn in FIG. 1 for the binding energy formulas Eqs. (3) and (4) and the separation energy formulas Eqs. (21) and (11). The  $\sigma_{tr}$  locates within the distribution of  $\sigma_{ts}$ . Their difference  $\sigma_{tr} - \sigma_{ts}$  locates around 0.01.  $\sigma_{ts}$  distributes a little wider than  $\sigma_{tr}$  but not statistically significant. The robustness of the systematic uncertainty estimation can be seen through this check. Note that the statistical uncertainty estimation is restricted to the sub-parameter-space of the correction terms because the uncertainty of JUN45 interaction is not significant as discussed later.

As for the prediction of stabilities of  $p$ -emission and  $2p$ -emission, i.e.,  $P(S_p(Z, N) < 0)$  and  $P(S_{2p}(Z, N) < 0)$ , one could integrate them directly by assuming normalized distributions of  $S_p(Z, N)$  energy and  $S_{2p}(Z, N)$  energy which are established from the parameters space of formula and the corresponding systematic uncertainty.

The results of the application on the binding energy formulas Eqs. (2)-(5) and the separation energy formulas Eqs. (6)-(11) are presented and discussed in the following section.

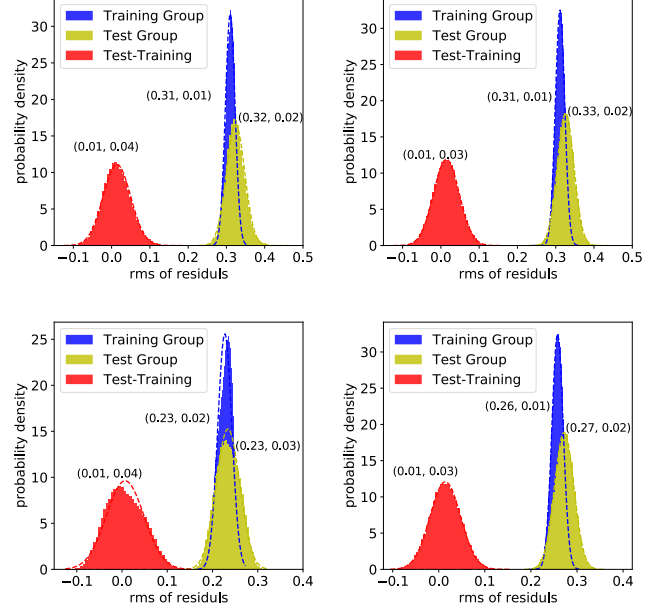


FIG. 1. Distribution of uncertainties of training group, test group and their difference. The top two are for Eq. (3) and Eq. (4). The bottom two are for Eq. (21) and Eq. (11). The dash lines are the fitted normal distribution, of which the parameters, mean and standard deviation, are listed in the nearby parentheses.

### III. RESULTS AND DISCUSSIONS

In this work, experimental data are filtrated from AME2016 [62] within the nuclear landscape  $Z, N \in [30, 50]$ , corresponding to the  $f_5pg_9$  shell. 221 nuclides with experimentally determined (values without # or \*) binding energy are obtained to perform the preliminary computation. As for  $S_p$  and  $S_{2p}$ , regions are narrowed respectively to  $Z, N \in [31, 50]$  and  $Z, N \in [32, 50]$ , including 198 nuclides with experimentally determined  $S_p$  and 178 nuclides with experimentally determined  $S_{2p}$ . The choice is to avoid uncertainty introduced by calculation of nuclides with  $Z, N = 28$  and 29. Besides the determined items, there are in principle 220 nuclides for  $E_{BE}$ , 202 nuclides for  $S_p$ , and 183 nuclides for  $S_{2p}$  to be predicted. In practice, it is not necessary to predict all unknown nuclides in the model space because many of them are far beyond the proton dripline.

#### A. Binding Energy

The binding energy formulas Eqs. (2)-(5) are applied to the 221 nuclides with determined binding energies via the Bootstrap framework. The obtained parameters and uncertainties are summarized in TABLE I. The large systematic and statistical uncertainties of Eq. (2), which are about twice larger than those of the rest, demonstrate the



TABLE I. The fitting parameters, decomposed uncertainties for experimentally determined nuclides and the recomposed uncertainties for extrapolation of binding energy,  $S_p$  and  $S_{2p}$  formulas with standard deviation, unit is MeV.

	$\sigma_{total}^*$	$\sigma_{stat}^*$	$\sigma_{sys}^*$	$\sigma_{total}^\#$	$\sigma_{stat}^\#$	$a$	$b$	$c$	$d$	$e$	$f$
$E_{BE}(Eq.2)$	0.731	0.122	0.721	0.774	0.281	-9.15 (5)	-0.0954 (25)	0.0188 (12)	-0.276 (31)	—	—
$E_{BE}(Eq.3)$	0.316	0.0482	0.312	0.416	0.275	-9.61 (1)	-0.0944 (8)	0.0245 (5)	-0.0262 (9)	—	—
$Eq.3^m$	0.317	0.0849	0.305	—	—	-9.62 (3)	-0.0858 (37)	0.0175 (18)	-0.0108 (44)	—	—
$Eq.3^o$	0.254	0.0473	0.250	—	—	-9.53 (2)	-0.0968 (8)	0.0229 (5)	-0.0250 (9)	—	—
$Eq.3^{a2m}$	0.379	0.0437	0.377	—	—	—	—	—	—	—	—
$Eq.3^{a2o}$	0.286	0.0499	0.281	—	—	—	—	—	—	—	—
$Eq.3^{m2o}$	0.867	0.305	0.812	—	—	—	—	—	—	—	—
$Eq.3^{o2m}$	0.557	0.0569	0.554	—	—	—	—	—	—	—	—
$E_{BE}(Eq.4)$	0.317	0.0399	0.315	0.374	0.202	-9.12 (1)	-0.0921 (7)	-0.0309 (5)	—	—	—
$Eq.4^m$	0.327	0.0768	0.317	—	—	-9.19 (2)	-0.0873 (21)	-0.0276 (13)	—	—	—
$Eq.4^o$	0.295	0.0426	0.292	—	—	-9.10 (1)	-0.0932 (7)	-0.0305 (7)	—	—	—
$Eq.4^{a2m}$	0.355	0.0431	0.352	—	—	—	—	—	—	—	—
$Eq.4^{a2o}$	0.300	0.0385	0.298	—	—	—	—	—	—	—	—
$Eq.4^{m2o}$	0.461	0.153	0.434	—	—	—	—	—	—	—	—
$Eq.4^{o2m}$	0.382	0.0724	0.375	—	—	—	—	—	—	—	—
$E_{BE}(Eq.5)$	0.305	0.0563	0.300	0.779	0.719	-9.45 (8)	-0.118 (1)	0.425 (98)	0.0221 (158)	-0.0939 (244)	0.363 (96)
$S_p(Eq.6)$	0.286	0.0362	0.284	0.294	0.0781	-0.242 (6)	0.0548 (52)	—	-4.28 (19)	—	—
$S_p(Eq.8)$	0.276	0.0404	0.273	0.375	0.257	-0.186 (16)	0.00385 (1541)	0.00335 (88)	-4.36 (19)	—	—
$S_p(Eq.10)$	0.275	0.0331	0.273	0.278	0.0519	-0.182 (5)	—	0.00359 (27)	-4.36 (19)	—	—
$S_p(Eq.21)$	0.231	0.0328	0.228	0.233	0.0447	-0.183 (4)	—	0.00364 (25)	-4.14 (16)	-0.302 (33)	—
$S_{2p}(Eq.7)$	0.306	0.0449	0.303	0.320	0.102	-0.478 (8)	0.105 (7)	—	-8.36 (22)	—	—
$S_{2p}(Eq.9)$	0.265	0.0439	0.261	0.390	0.289	-0.360 (19)	-0.00125 (1794)	0.00736 (111)	-8.55 (21)	—	—
$S_{2p}(Eq.11)$	0.264	0.0355	0.261	0.267	0.0527	-0.361 (5)	—	0.00729 (34)	-8.55 (20)	—	—

\* Calculated uncertainties for these nuclides with experimentally known data.

# Calculated uncertainties for these nuclides without experimentally known data.

<sup>m</sup> The middle region.

<sup>o</sup> The outer region.

<sup>a2m</sup> The middle region estimated by parameters obtained from all region.

<sup>a2o</sup> The outer region estimated by parameters obtained from all region.

<sup>m2o</sup> The outer region estimated by parameters obtained from the middle region.

<sup>o2m</sup> The middle region estimated by parameters obtained from the outer region.

deficiency of Eq. (2). Eq. (5) achieves the best performance regarding the total and systematic uncertainties, but at the price of 6 parameters, which results in great extrapolating weakness. To control the extrapolating uncertainty in the prediction, it is recommended to consider less parameters.

FIG. 2 shows the residual of each nuclide with experimentally determined binding energy evaluated by AME2016 in the region of  $30 \leq Z, N \leq 50$ . The values of residuals are presented by the gradation of color. Starting from the white, the redder means more positive and bluer means more negative. No data have residuals larger than  $3\hat{\sigma}_{total}$  or smaller than  $-3\hat{\sigma}_{total}$ . The extrapolation power is delineated in FIG. 3 by the recomposed uncertainty deduced from Eq. (18). Both formulas exhibit uncertainties which are small near the reached binding energy boundary and increase when moving away. Our predictions of binding energies are mostly smaller than the extrapolation of AME2016 shown in TABLE II. This is consistent with the fact that nuclei near the dripline are less bound than nuclei near the stability line, since the extrapolation of AME2016 were obtained under an assumption of smooth mass surface [63]. Besides, more nuclides bound under energy criterion are predicted in the present work, which is waiting for experimental ex-

amination.

We also try another interaction, jj44bnp [64], in the same model space, but it does not perform well on the description of binding energies. For quick comparison,  $E_{BE,SM}$  of nuclides with  $45 \leq N \leq 50$  or  $30 \leq Z \leq 33$  are calculated through these two interactions. When applying to Eqs.(2)-(5), jj44bnp still has larger rms of residuals compared with JUN45 as listed in TABLE III. Since the jj44bnp does not show better description of binding energy than JUN45, the corresponding results from jj44bnp are not further discussed in the present study.

When constructing JUN45 interaction, nuclides with  $N < 46$  and  $Z > 33$  are excluded due to their deformations, that the model space may not be sufficient to describe [58]. In order to investigate and evaluate the description of nuclides in the middle region, the dataset is divided into two parts: 1)  $N < 45$  &  $Z > 33$ ; 2)  $N \geq 45$  or  $Z \leq 33$ . The Bootstrap framework is performed separately on these two subsets. The quantification of the deformation effect comes from a cross-extrapolation estimation. As listed in TABLE I, while extrapolating, the uncertainties increase obviously and are largely greater than that calculated by parameters estimated with the whole dataset. This does show the difference between nuclides in these two regions. However, the proposed

TABLE II. The calculated binding energies of the ground-state even- $Z$  nuclides with  $N \geq Z - 6$  and odd- $Z$  nuclides with  $N \geq Z - 5$  whose binding energy is not experimentally determined. Values in column AME are the extrapolation in AME2016 [62]. The unit of energy is in MeV.

Nucl.	Eq. (3)	Eq. (4)	AME2016	Nucl.	Eq. (3)	Eq. (4)	AME2016	Nucl.	Eq. (3)	Eq. (4)	AME2016	Nucl.	Eq. (3)	Eq. (4)	AME2016
<sup>62</sup> Ge	516.994	517.672	517.142	<sup>63</sup> As	515.644	516.200	516.159	<sup>84</sup> Tc	681.878	681.420	682.080	<sup>85</sup> Tc	698.130	697.735	698.275
<sup>64</sup> As	529.876	530.363	530.304	<sup>64</sup> Se	516.288	516.717	516.672	<sup>86</sup> Tc	712.049	711.722	712.080	<sup>82</sup> Ru	631.847	631.119	
<sup>65</sup> Se	530.673	531.043	531.050	<sup>66</sup> Se	547.138	547.453	547.800	<sup>83</sup> Ru	647.709	647.043		<sup>84</sup> Ru	666.221	665.622	
<sup>65</sup> Br	513.356	513.653		<sup>66</sup> Br	528.900	529.148		<sup>85</sup> Ru	681.555	681.025	682.550	<sup>86</sup> Ru	698.695	698.238	699.438
<sup>67</sup> Br	545.496	545.698	546.184	<sup>68</sup> Br	559.822	559.981	560.252	<sup>87</sup> Ru	712.819	712.439	713.313	<sup>88</sup> Ru	729.081	728.781	730.224
<sup>66</sup> Kr	512.830	512.991		<sup>67</sup> Kr	528.600	528.720		<sup>89</sup> Ru	741.323	741.106	742.171	<sup>85</sup> Rh	662.535	661.849	
<sup>68</sup> Kr	546.273	546.357		<sup>69</sup> Kr	560.616	560.667	561.177	<sup>86</sup> Rh	678.669	678.062		<sup>87</sup> Rh	696.063	695.538	
<sup>70</sup> Kr	577.440	577.462	577.920	<sup>69</sup> Rb	543.093	543.054		<sup>88</sup> Rh	711.244	710.805	711.920	<sup>89</sup> Rh	727.788	727.438	728.999
<sup>70</sup> Rb	558.518	558.456		<sup>71</sup> Rb	575.800	575.718	576.165	<sup>90</sup> Rh	742.871	742.614	742.950	<sup>91</sup> Rh	757.236	757.076	757.848
<sup>72</sup> Rb	590.462	590.363	590.544	<sup>73</sup> Rb	606.793	606.681	606.338	<sup>86</sup> Pd	661.508	660.732		<sup>87</sup> Pd	677.532	676.843	
<sup>70</sup> Sr	542.659	542.493		<sup>71</sup> Sr	558.180	558.000		<sup>88</sup> Pd	696.041	695.444		<sup>89</sup> Pd	711.176	710.674	
<sup>72</sup> Sr	576.369	576.178		<sup>73</sup> Sr	590.968	590.770	591.446	<sup>90</sup> Pd	729.042	728.639	730.170	<sup>91</sup> Pd	743.462	743.162	744.471
<sup>74</sup> Sr	608.019	607.817	608.354	<sup>73</sup> Y	573.321	573.017		<sup>92</sup> Pd	760.500	760.305	761.116	<sup>93</sup> Pd	773.310	773.224	773.667
<sup>74</sup> Y	588.947	588.644		<sup>75</sup> Y	606.148	605.851	606.675	<sup>89</sup> Ag	692.519	691.845		<sup>90</sup> Ag	708.699	708.130	
<sup>76</sup> Y	621.059	620.771	621.376	<sup>77</sup> Y	636.978	636.702	637.406	<sup>91</sup> Ag	726.633	726.172		<sup>92</sup> Ag	742.292	741.943	742.900
<sup>78</sup> Y	650.758	650.498	651.222	<sup>74</sup> Zr	572.619	572.197		<sup>93</sup> Ag	759.299	759.064	760.089	<sup>94</sup> Ag	774.707	774.591	774.372
<sup>75</sup> Zr	588.291	587.879		<sup>76</sup> Zr	606.415	606.018		<sup>95</sup> Ag	789.642	789.648	789.640	<sup>90</sup> Cd	691.561	690.805	
<sup>77</sup> Zr	621.419	621.041	622.237	<sup>78</sup> Zr	638.355	637.998	639.132	<sup>91</sup> Cd	707.865	707.223		<sup>92</sup> Cd	726.644	726.120	
<sup>79</sup> Zr	652.222	651.891	653.093	<sup>80</sup> Zr	668.167	667.864	668.800	<sup>93</sup> Cd	742.306	741.903		<sup>94</sup> Cd	760.402	760.123	761.306
<sup>77</sup> Nb	603.349	602.848		<sup>78</sup> Nb	619.281	618.807		<sup>95</sup> Cd	775.394	775.242	775.865	<sup>96</sup> Cd	792.748	792.728	792.864
<sup>79</sup> Nb	636.529	636.086	637.214	<sup>80</sup> Nb	651.777	651.369	652.080	<sup>97</sup> Cd	805.940	806.055	805.779	<sup>93</sup> In	723.213	722.621	
<sup>81</sup> Nb	667.637	667.267	668.088	<sup>82</sup> Nb	681.565	681.237	681.830	<sup>94</sup> In	739.896	739.434		<sup>95</sup> In	757.960	757.632	
<sup>78</sup> Mo	602.231	601.620		<sup>79</sup> Mo	618.297	617.723		<sup>96</sup> In	774.172	773.981	774.432	<sup>97</sup> In	791.454	791.403	791.811
<sup>80</sup> Mo	636.449	635.916		<sup>81</sup> Mo	651.571	651.082	652.698	<sup>98</sup> In	806.975	807.069	806.540	<sup>99</sup> In	822.625	822.866	822.096
<sup>82</sup> Mo	668.686	668.245	669.366	<sup>83</sup> Mo	683.032	682.642	683.422	<sup>94</sup> Sn	722.013	721.348		<sup>95</sup> Sn	738.737	738.211	
<sup>84</sup> Mo	698.914	698.578	699.300	<sup>81</sup> Tc	633.033	632.405		<sup>96</sup> Sn	757.639	757.257		<sup>97</sup> Sn	773.837	773.601	
<sup>82</sup> Tc	649.053	648.478		<sup>83</sup> Tc	666.556	666.038	667.569	<sup>98</sup> Sn	792.195	792.109		<sup>99</sup> Sn	807.901	807.968	807.840

TABLE III. The rms of residual when JUN45 and jj44bnpn are applied to Eqs. (2)-(5) among nuclides with  $N \geq 45$  or  $Z \leq 33$ .

	Eq. (2)	Eq. (3)	Eq. (4)	Eq. (5)
JUN45	0.586	0.249	0.292	0.249
jj44bnpn	0.722	0.873	0.848	0.700

corrections Eqs.(3) and (4) lead a trade-off when the full dataset is considered. Uncertainties of the middle region, estimated by parameters fitted to the whole dataset (with superscript a2m), deviate less than 0.08 MeV comparing with the self-estimated result (with superscript m). Thus it is reasonable to describe the nuclides in the middle region through the present framework.

Random perturbations in gaussian form with  $\sigma$  of 20% ( $\mathcal{N}(x, \sigma = 0.2x)$ ) are applied to the 133 two-body matrix elements (TBMEs). If the uncertainty of the JUN45 interaction remains large, a random perturbation would have a significant probability of obtaining better results in binding energies. The region is narrowed to the 128 nuclides whose total valence particles and holes are less than 13, corresponding to  $A \leq 68$  or  $A \geq 88$  or  $N \geq Z + 10$ . Specifically, the application of perturbation to the JUN45 interaction is divided into three groups according to the TBMEs being changed: only the diagonal TBMEs (D),

TABLE IV. The comparison of the rms of residuals when no perturbation is applied to the JUN45 interaction, with the average and standard deviation of rms of residuals when perturbation is applied to D, ND and D+ND of the JUN45 interaction among nuclides whose number of valence particles and holes is less than 13.

	Eq. (2)	Eq. (3)	Eq. (4)	Eq. (5)
JUN45	0.651	0.219	0.292	0.216
D	0.778 (201)	0.580 (236)	1.119 (421)	0.464 (159)
ND	0.680 (57)	0.290 (58)	0.359 (62)	0.259 (36)
D+ND	0.787 (181)	0.638 (241)	0.979 (388)	0.505 (148)

only the non-diagonal TBMEs (ND), and both of them (D+ND). Then, the energies relative to the core resulting from the perturbed interactions are put into the binding energy formulas to make a fit and the rms of residuals is calculated. For each group, the perturbation is applied 50 times.

As listed in TABLE IV and shown in FIG. 4, the average of rms of residuals is larger than that without perturbation for each binding energy formula. But the influence of perturbation applied to the non-diagonal TBMEs is weak, since its average of rms of residuals exceeds the unperturbed one just around 0.07 MeV and its distribution is narrow, as drawn in FIG. 4.

The rms is sensitive to the diagonal TBMEs, as shown

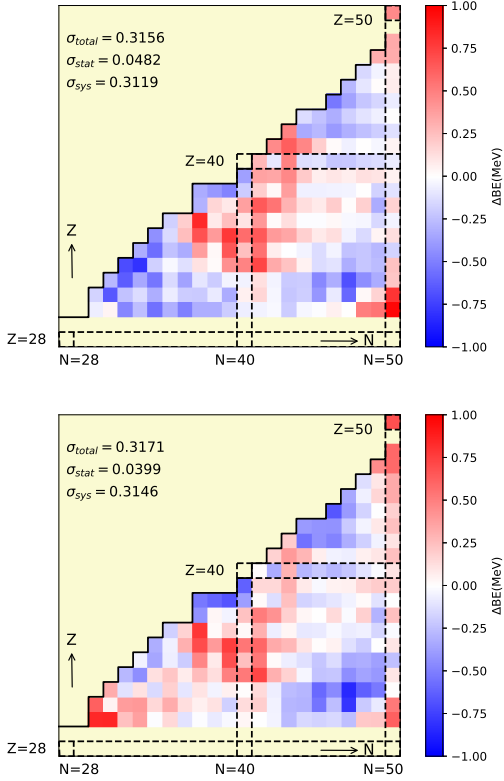


FIG. 2. Distribution of residual of each nuclide for binding energy formulas Eqs. (3) and (4) in order. The dark solid line shows the measurement boundary of binding energy in AME2016 [62].

through the wide expansion of distribution in case D and D+ND. Moreover, the rms of residuals without perturbation drops out of  $1.5 (1.75) \sigma$  of the distribution when the perturbation is applied to the diagonal (all) TBMEs, which implies the significant influence of perturbation and the well fitted diagonal TBMEs of JUN45 interaction. In addition, the number of nuclides, whose spin and parity ( $J^\pi$ ) resulting from the perturbed interaction are consistent with that from the observation, is counted. The distribution of the consistency is drawn in the right panel of FIG. 4. It shows similar results to the perturbation cases as for rms. Therefore, the uncertainty of JUN45 interaction in energy calculation is shown to be insignificant without perturbation.

The spin and parity of ground state calculated by the JUN45 interaction ( $J_{\text{JUN45}}^\pi$ ) are also compared with those ( $J_{\text{exp}}^\pi$ ) from the NNDC. Among the 198 nuclides with determined  $J_{\text{exp}}^\pi$ , there are 137 nuclides whose  $J_{\text{JUN45}}^\pi$  is consistent with  $J_{\text{exp}}^\pi$ . Besides, there are 54 nuclides with undetermined  $J_{\text{exp}}^\pi$ . This rarely influences the description of the absolute value of binding energy, which is a bulk property of nucleus. Generally, nuclear mass models, e.g., the developed semi-empirical droplet model [22, 23], the finite-range droplet model [24–29] and the application of Hartree-Fock-Bogoliubov [30, 31] do not concentrate on

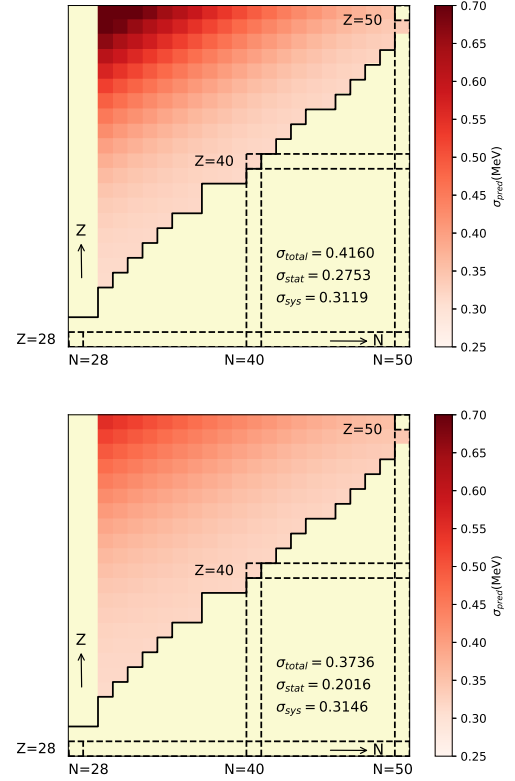


FIG. 3. Distribution of predictive uncertainty of each nuclide for binding energy formulas Eqs. (3) and (4) in order. The dark solid line shows the measurement boundary of binding energy in AME2016 [62].

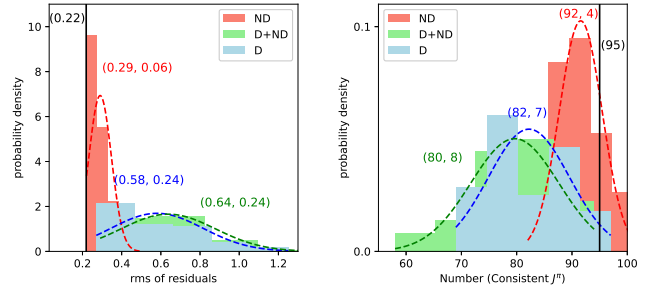


FIG. 4. Distribution of the rms of residuals and the number of consistent  $J^\pi$  for perturbations applied to the JUN45 interaction. The dash lines are the fitted normal distribution, of which the parameters, mean and standard deviation, are listed in the nearby parentheses. The vertical black solid line denotes the value when no perturbation is applied, and the black number in parentheses is its corresponded value.

the spin and parity.

### B. Separation Energies, Stable Possibility and Half-lives

As Eqs. (3) and (4) have good agreement with the experimental binding energies, the deduced formulas are accordingly investigated for the separation energies of the last proton and the last two protons, which are expressed by Eqs. (6)-(11). The Bootstrap framework is applied directly to the separation energy formulas rather than calculating separation energies by binding energy formulas, which can avoid error propagation. Respectively, Eqs. (6), (8), (10) and Eqs. (7), (9), (11) are applied on the 198 determined  $S_p$  and 178 determined  $S_{2p}$ .

The fitting values of parameters  $a$ ,  $c$ , and  $d$  of the  $S_{2p}$  formulas are almost a factor of two larger than those of the corresponding parameters for the  $S_p$  formulas. This approximated double relation is mainly caused by the nature of subtracting respectively two and one protons in calculating  $S_{2p}$  and  $S_p$ . Eq. (10) tends to overestimate odd- $Z$  nuclides but underestimate even- $Z$  nuclides, which indicates the pairing strength may not be well described in the shell-model calculations. It enlightens to introduce an estimation for such extra energy as

$$S_p(Z, N) = E_{BE,SM}(Z, N) - E_{BE,SM}(Z-1, N) + aZ + c(Z-N)^2 + d + e\delta_Z, \quad (21)$$

where  $\delta_Z = 0$  if  $Z$  is even and  $\delta_Z = 1$  if  $Z$  is odd. The correction indeed reduces the uncertainty as listed in TABLE I and, as shown in FIG. 5, smoothens the residual distribution.

Beyond the proton(s) boundary discovered experimentally in AME2016, the separation energies are also calculated theoretically. FIG.s 6 and 7 compare respectively the values of  $S_p$  and  $S_{2p}$  calculated through Eqs. (21) and (11) and those of AME2016. The calculated values agree well with the experimental data, which are mostly located within the  $2\sigma$  range of calculations. The present calculations generally agree with the extrapolated values in AME2016, but with smaller uncertainties.

For isotope chains of Ge, As, Se, Br, Kr and Sr, the observed  $S_p$  decreases sharply when  $Z$  exceeds  $N$ . Both extrapolations in the present work and in AME2016 present such characteristics for other isotopes. As to odd- $Z$  nuclides (in the top of FIG. 6), such gap leads to the single proton dripline while the pairing of protons makes the single proton dripline of even- $Z$  nuclides farther to reach. This phenomenon exists also for  $S_{2p}$  as shown in FIG. 7. Sharp decrease is shown for As, Se, Br, Kr, Sr and predicted for other isotopes when  $Z$  exceeds  $N$  but is smoothed because of the correlation between the two emitted protons. Thus, the proton dripline tends to be extended beyond  $Z = N$  line by the competition between pairing of protons and  $Z/N$  symmetry.

The resampling process in the Bootstrap framework estimates the parameter space for the corresponding formula. Simultaneously, it also estimates the distribution of predicted property by the formula. Hence, the possibilities of  $S_p < 0$  and  $S_{2p} < 0$  for each nuclide are

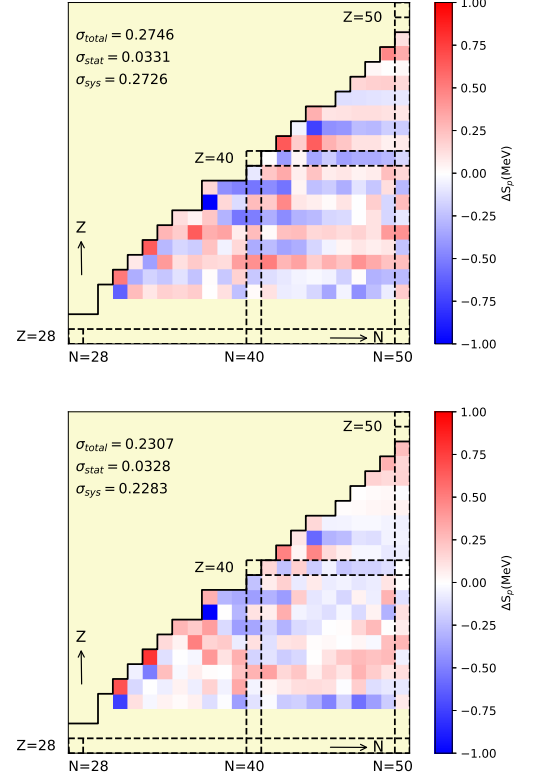


FIG. 5. Distribution of residual of each nuclide for  $S_p$  formulas Eqs. (10) and (21).

obtained by integrating the estimated normalized distribution. As listed in TABLE V, the  $p$ - and  $2p$ - driplines are predicted based on the present calculations.

30 candidates, being not stable but bound against both  $p$ -emission and  $2p$ -emission, are predicted in TABLE V under condition  $P(S_p < 0) < 1\% \cap P(S_{2p} < 0) < 1\%$ , which are marked in bold in TABLE V. Note that  $^{100}\text{Sn}$  is experimentally  $S_{2p}$  known and bound. The present calculation suggests that the drip-lines pass over  $Z = N$  line in this region, which may provide new ideas for waiting points in the path of nucleosynthesis. The separation energies and bound probabilities also provide opportunity to estimate the pure  $p$ -emitters and pure  $2p$ -emitters in the region  $Z, N \in [32, 50]$ . Under conditions  $P(S_p < 0) > 99\% \cap P(S_{2p} < 0) < 1\%$  and  $P(S_p < 0) < 1\% \cap P(S_{2p} < 0) > 99\%$ , 9 nuclides (marked with #) and 3 nuclides (marked with †) are predicted to be pure  $p$ -emitters and pure  $2p$ -emitters, respectively.

With the assumption that the emission is dominated by channel from the ground state to the ground state and ignoring the deformation, the corresponding decay half-lives are calculated with a simple law proposed by Qi *et al.* [66]:

$$\log T_{1/2} = a\chi' + b\rho' + dl(l+1)/\rho' + c, \quad (22)$$

with  $\chi' = Z_p Z_d \sqrt{X/Q_p}$ ,  $\rho' = \sqrt{X Z_p Z_d (A_p^{1/3} + A_d^{1/3})}$



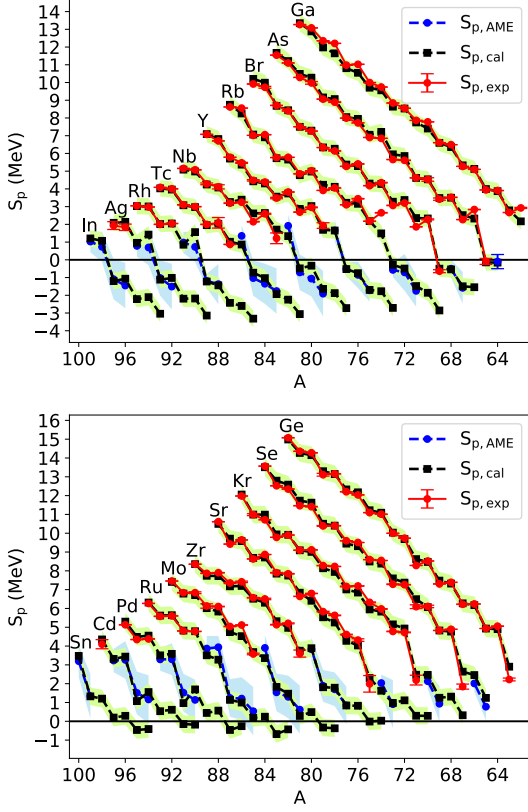


FIG. 6.  $S_p$  calculated in this work and that determined and extrapolated in AME2016.  $S_{p,cal}$  is the values calculated through Eq. (21),  $S_{p,exp}$  is the values determined experimentally in AME2016, and  $S_{p,AME}$  is the extrapolated values in AME2016. The green region, the red error bars and the blue region denote the  $2\sigma$  uncertainties for  $S_{p,cal}$ ,  $S_{p,exp}$  and  $S_{p,AME}$ , respectively.

and  $X = A_p A_d / (A_p + A_d)$ , subscript  $p$  and  $d$  denoting a proton and a daughter nucleus, respectively. The parameters are refit to be  $a = 0.4559, b = -0.4272, d = 2.5706, c = -23.08$  based on the data of nuclides with  $N < 75$  taken from Ref. [66]. Here,  $^{130}\text{Eu}$  and  $^{112}\text{Cs}$  are removed because of their large experimental uncertainty and undetermined angular momentum. The uncertainty of separation energy within the  $2\sigma$  range is accounted for, which denotes a 95% confidence interval. The experimentally determined  $J_{g.s.}^\pi$  is taken in the half-life prediction. If the experimental data is not available,  $J_{g.s.}^\pi$  of its mirror partner is used, which is a feasible choice. As far as our knowledge, there is only one observed mirror-symmetry-violated case on  $J_{g.s.}^\pi$  [65]. If  $J_{g.s.}^\pi$  values of both mirror partners are not known, the calculated values are used for a referenced estimation.

In recent years, several nuclides in this region have been identified by the experiments. Although some nuclides were not discovered, the limit of their half-life could be estimated. The experimentally estimated range of half-life of  $^{68}\text{Br}$ ,  $^{72,73}\text{Rb}$ ,  $^{81}\text{Nb}$ ,  $^{85}\text{Tc}$ ,  $^{89}\text{Rh}$  and  $^{93}\text{Ag}$  are summarized in TABLE V. These are consistent with the

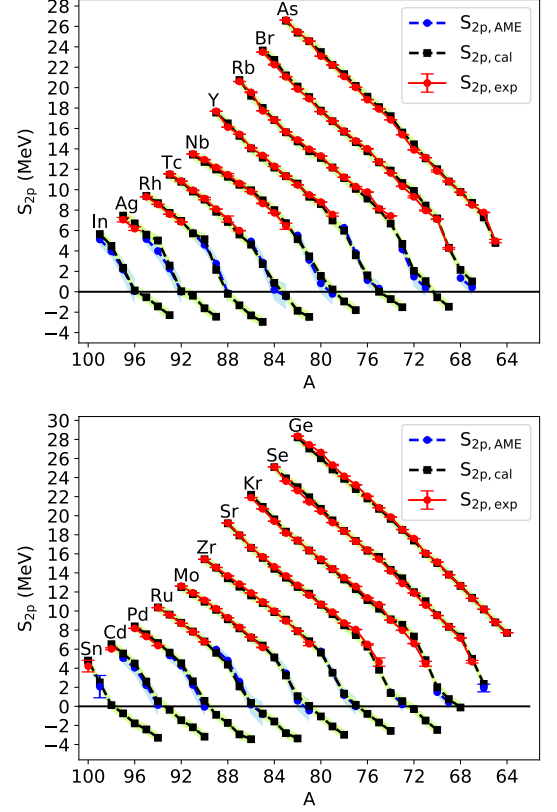


FIG. 7.  $S_{2p}$  calculated in this work and that determined and extrapolated in AME2016. See similar caption of FIG. 6.

calculated values.  $^{93}\text{Ag}_{46}$  and  $^{89}\text{Rh}_{44}$  were measured to be one-proton emitters but against two protons emission [68], which are qualitatively consistent with the extrapolation results presented in TABLE V.

In 2017, the proton emission from the ground-state of  $^{72}\text{Rb}$  was measured for the first time [69]. Here, it is predicted to be proton unbound but two protons bound in this work. Recently, the proton decay of  $^{72}\text{Rb}$  is explained by the lower deformation and lower angular momentum barrier [70]. It is consistent with the present calculation under 95% confidence intervals. Its isotope,  $^{73}\text{Rb}$ , has not been directly measured yet. But the upper limit of its half-life was deduced [69]. For  $^{73}\text{Rb}$ , the calculated half-life locates beyond the experimental upper limit so far, but the lower limit estimated theoretically is in consistency with it. This is because the presently calculated  $S_p$  value is small but with large uncertainties, which induce large uncertainties on the predicted half-life.

$^{76}\text{Y}$  was identified in Ref. [70]. The  $\beta^+$  decay with a half-life of a few ms was measured to be the predominant mode of  $^{76}\text{Y}$  which suggests that this nuclide is possibly proton bound or acquires a sufficient small proton decay width [70]. In contrast,  $^{76}\text{Y}$  is predicted to be proton unbound in the present work, as shown in TABLE V. A similar conclusion was drawn in another calculation

performed by Kaneko *et al.* [71].

As for  $^{68}_{35}\text{Br}$ , its existence was discovered recently and half-life was estimated to be 50 ns [72]. This is consistent with the half-life estimated in this work. We suggest further investigation of one proton emitter of  $^{68}\text{Br}$ .

#### IV. CONCLUSION

In summary, based on the nuclear shell model, two formulas, with respectively four and three terms, are recommended in this work for calculating the nuclear binding energies with the shell-model binding energies in the  $30 \leq Z, N \leq 50$  region. After applying the Bootstrap framework, these two formulas have the total uncertainties of around 0.3 MeV for the nuclides with experimentally known binding energies. For those without experimental values, the uncertainty of predicted data is assessed to be around 0.4 MeV, which shows a nice extrapolation power. In addition, the formulas for  $S_p$  and  $S_{2p}$  are also recommended with uncertainties less than 0.3 MeV. It shows that the predicted uncertainties of proton(s) separation energies are mostly smaller than those of the AME2016 extrapolations and the proton dripline

can be extended comparing with the boundary reached in experiment. The Bootstrap method is developed to estimate the possibilities of proton-emission  $P(S_p < 0)$  and  $P(S_{2p} < 0)$  from the distribution of  $S_p$  and  $S_{2p}$ . The prediction of proton(s)-emission property of nuclides is mostly consistent with the experimental results. 30 nuclides are suggested to be bound against both  $p$ -emission and  $2p$ -emission. Their spectroscopic properties, such as  $\beta$ -decay spectrum, need to be investigated experimentally and theoretically in future. The astrophysical implications of these new properties will be investigated, but beyond the scope of this work.

#### ACKNOWLEDGMENTS

This work has been supported by the National Natural Science Foundation of China under Grant Nos. 11775316, 11825504, 11961141004, the Tip-top Scientific and Technical Innovative Youth Talents of Guangdong special support program under Grant No. 2016TQ03N575, the Guangdong Major Project of Basic and Applied Basic Research under Grant No. 2021B0301030006, the computational resources from SYSU and National Supercomputer Center in Guangzhou.

- 
- [1] C. A. Bertulani, *Sci. China-Phys. Mech. Astron.*, 63(11): 112063 (2020)
  - [2] H. L. Liu, D. D. Han, Y. G. Ma *et al.*, *Sci. China-Phys. Mech. Astron.*, 63(11): 112062 (2020)
  - [3] F. Käppeler, R. Gallino, S. Bisterzo *et al.*, *Rev. Mod. Phys.*, 83(1): 157 (2011)
  - [4] M. Arnould, S. Goriely, and K. Takahashi, *Phys. Rep.*, 450(4-6): 97 (2007)
  - [5] M. Arnould and S. Goriely, *Phys. Rep.*, 384(1-2): 1 (2003)
  - [6] S. E. Woosley and W. M. Howard, *Astrophys. J. Suppl. Ser.*, 36(2): 285 (1978)
  - [7] M. Rayet, M. Arnould, and N. Prantzos, *Astron. Astrophys.*, 227: 271 (1990)
  - [8] W. M. Howard and B. S. Meyer, in *Proceedings of the 2nd International Symposium on Nuclear Astrophysics*, edited by F. Käppeler and K. Wisshak (Bristol: IOP Publishing, 1993), p. 575
  - [9] S. Goriely, D. García-Senz, E. Bravo *et al.*, *Astron. Astrophys.*, 444(1): L1 (2005)
  - [10] C. Travaglio, F. K. Röpke, R. Gallino *et al.*, *Astrophys. J.*, 739(2): 93 (2011)
  - [11] H. Schatz, A. Aprahamian, J. Görres *et al.*, *Phys. Rep.*, 294(4): 167 (1998)
  - [12] C. Fröhlich, G. Martínez-Pinedo, M. Liebendörfer *et al.*, *Phys. Rev. Lett.*, 96(14): 142502 (2006)
  - [13] J. Pruet, R. D. Hoffman, S. E. Woosley *et al.*, *Astrophys. J.*, 644(2): 1028 (2006)
  - [14] S. Wanaajo, H.-T. Janka, and S. Kubono, *Astrophys. J.*, 729(1): 46 (2011)
  - [15] A. Arcones, C. Fröhlich, and G. Martínez-Pinedo, *Astrophys. J.*, 750(1): 18 (2012)
  - [16] M. Thoennessen and B. Sherrill, *Nature*, 473(7345): 25 (2011)
  - [17] J. Erler, N. Birge, M. Kortelainen *et al.*, *Nature*, 486(7404): 509 (2012)
  - [18] W. Nazarewicz, *Nat. Phys.*, 14(6): 537 (2018)
  - [19] M. Thoennessen, *Rep. Prog. Phys.*, 67(7): 1187 (2004)
  - [20] M. Thoennessen, *The Discovery of Isotopes*, First edition (Switzerland: Springer International Publishing AG Switzerland, 2016)
  - [21] D. Ahn, N. Fukuda, H. Geissel *et al.*, *Phys. Rev. Lett.*, 123(21): 212501 (2019)
  - [22] W. D. Myers and W. J. Swiatecki, *Nucl. Phys.*, 81(1): 1 (1966)
  - [23] W. D. Myers, *At. Data Nucl. Data Tables*, 17(5-6): 411 (1976)
  - [24] P. Möller and J. R. Nix, *At. Data Nucl. Data Tables*, 26(2): 165 (1981)
  - [25] P. Möller and J. R. Nix, *Nucl. Phys. A*, 361(1): 117 (1981)
  - [26] P. Möller, W. Myers, W. Swiatecki *et al.*, *At. Data Nucl. Data Tables*, 39(2): 225 (1988)
  - [27] P. Möller and J. Nix, *At. Data Nucl. Data Tables*, 39(2): 213 (1988)
  - [28] P. Möller, J. Nix, W. Myers *et al.*, *arXiv preprint nucl-th/9308022* (1993)
  - [29] P. Möller, A. J. Sierk, T. Ichikawa *et al.*, *At. Data Nucl. Data Tables*, 109-110: 1 (2016)
  - [30] S. Goriely, N. Chamel, and J. Pearson, *Phys. Rev. C*, 88(6): 061302(R) (2013)
  - [31] N. Wang, M. Liu, X. Wu *et al.*, *Phys. Lett. B*, 734: 215 (2014)

TABLE V. Possibility of negative  $S_p$  and  $S_{2p}$  for experimentally undetermined nuclides, respectively. The half-lives in unit of second are calculated for nuclides with  $P > 70\%$  through Eq. (22). Half-lives of several ground state nuclides determined experimentally are also listed. Nuclides, being not stable but bound against both  $p$ -emission and  $2p$ -emission, are marked in bold. Those predicted to be pure  $p$ -emitters and pure  $2p$ -emitters are marked respectively with # and †.

Nucl.	$l_p$	$P$	$\log_{10} T_{cal}$	$\log_{10} T_{exp}$	$l_{2p}$	$P$	$\log_{10} T_{cal}$	Nucl.	$l_p$	$P$	$\log_{10} T_{cal}$	$\log_{10} T_{exp}$	$l_{2p}$	$P$	$\log_{10} T_{cal}$
<sup>64</sup> As	1	75%	8.6 <sub>-18.2</sub>					<sup>82</sup> Ru	1	97%	0.6 <sub>-9.1</sub>		0	100%	-6.8 <sub>-2.6</sub>
<sup>65</sup> Se		0%						<sup>83</sup> Ru	4	100%	-2.5 <sub>-5.4</sub> <sup>+18.1</sup>		2	100%	-3.6 <sub>-2.6</sub> <sup>+3.5</sup>
<sup>66</sup> Se		0%				0%		<sup>84</sup> Ru		14%			0	100%	6.5 <sub>-5.7</sub> <sup>+9.5</sup>
<sup>66</sup> Br	1	100%	-15.8 <sub>-1.5</sub> <sup>+2.4</sup>					<sup>85</sup> Ru		22%			2	100%	26.1 <sub>-14.4</sub> <sup>+51</sup>
<sup>67</sup> Br#	1	100%	-15.6 <sub>-1.6</sub> <sup>+2.6</sup>			0%		<sup>86</sup> Ru		0%				8%	
<sup>68</sup> Br#	1	99%	-7.3 <sub>-5.6</sub> <sup>+33.9</sup>	-7.3 [72]		0%		<sup>87</sup> Ru		0%				0%	
<sup>67</sup> Kr		8%						<sup>88</sup> Ru		0%				0%	
<sup>68</sup> Kr		0%				67%		<sup>89</sup> Ru		0%				0%	
<sup>69</sup> Kr		0%				0%		<sup>85</sup> Rh	4	100%	-15.3 <sub>-0.7</sub> <sup>+0.9</sup>		3	100%	-3.3 <sub>-2.5</sub> <sup>+3.3</sup>
<sup>70</sup> Kr		0%				0%		<sup>86</sup> Rh	2	100%	-16.3 <sub>-1.0</sub> <sup>+1.3</sup>		6	100%	3.3 <sub>-3.5</sub> <sup>+5.0</sup>
<sup>69</sup> Rb	3	100%	-16.9 <sub>-0.7</sub> <sup>+0.9</sup>		2	100%	2.7 <sub>-5.2</sub> <sup>+9.1</sup>	<sup>87</sup> Rh	4	100%	-13.5 <sub>-1.1</sub> <sup>+1.4</sup>		3	100%	12.3 <sub>-7.3</sub> <sup>+13.8</sup>
<sup>70</sup> Rb	1	100%	-15.5 <sub>-1.3</sub> <sup>+1.8</sup>		2	98%	26.6 <sub>-17.5</sub> <sup>+319.2</sup>	<sup>88</sup> Rh	0	100%	-13.0 <sub>-2.2</sub> <sup>+3.5</sup>		6	78%	87.9 <sub>-56.7</sub>
<sup>71</sup> Rb#	3	100%	-13.1 <sub>-1.7</sub> <sup>+2.7</sup>			0%		<sup>89</sup> Rh#	4	100%	-4.6 <sub>-2.7</sub> <sup>+4.8</sup>	<-6.9 [68]		0%	
<sup>72</sup> Rb	1	98%	-5.2 <sub>-6.6</sub> <sup>+70.1</sup>	-7.0 <sub>-0.1</sub> <sup>+0.08</sup> [69]		0%		<sup>90</sup> Rh		0%				0%	
<sup>73</sup> Rb	1	89%	2.1 <sub>-11.7</sub>	<-7.1 [69]		0%		<sup>91</sup> Rh		0%				0%	
<sup>70</sup> Sr		10%			0	100%	-5.7 <sub>-2.6</sub> <sup>+3.7</sup>	<sup>86</sup> Pd	4	87%	13.7 <sub>-16.1</sub>		0	100%	-6.2 <sub>-2.1</sub> <sup>+2.7</sup>
<sup>71</sup> Sr		10%			0	100%	2.8 <sub>-5.3</sub> <sup>+9.1</sup>	<sup>87</sup> Pd	5	98%	5.3 <sub>-8.8</sub>		5	100%	-1.2 <sub>-2.6</sub> <sup>+3.4</sup>
<sup>72</sup> Sr		0%			0	87%	50.2 <sub>-34.3</sub>	<sup>88</sup> Pd†		1%			0	100%	6.1 <sub>-5.3</sub> <sup>+8.4</sup>
<sup>73</sup> Sr		0%				2%		<sup>89</sup> Pd		3%			0	100%	23.1 <sub>-12.4</sub> <sup>+34.4</sup>
<sup>74</sup> Sr		0%				0%		<sup>90</sup> Pd		0%				1%	
<sup>73</sup> Y	4	100%	-14.9 <sub>-0.8</sub> <sup>+1.0</sup>		3	100%	4.4 <sub>-5.3</sub> <sup>+9.1</sup>	<sup>91</sup> Pd		0%				0%	
<sup>74</sup> Y	2	100%	-15.0 <sub>-1.4</sub> <sup>+2.1</sup>		1	100%	20.7 <sub>-13.3</sub> <sup>+51.7</sup>	<sup>92</sup> Pd		0%				0%	
<sup>75</sup> Y	2	100%	-14.7 <sub>-1.5</sub> <sup>+2.3</sup>			51%		<sup>93</sup> Pd		0%				0%	
<sup>76</sup> Y#	0	100%	-9.2 <sub>-4.2</sub> <sup>+12.0</sup>			0%		<sup>89</sup> Ag	4	100%	-14.8 <sub>-0.8</sub> <sup>+1.0</sup>		2	100%	0.6 <sub>-3.5</sub> <sup>+4.8</sup>
<sup>77</sup> Y	2	99%	-4.1 <sub>-6.5</sub> <sup>+46.1</sup>			0%		<sup>90</sup> Ag	4	100%	-12.4 <sub>-1.3</sub> <sup>+1.8</sup>		4	100%	10.1 <sub>-5.9</sub> <sup>+10</sup>
<sup>78</sup> Y		0%				0%		<sup>91</sup> Ag	4	100%	-12.5 <sub>-1.3</sub> <sup>+1.8</sup>		0	92%	56.3 <sub>-32.9</sub>
<sup>74</sup> Zr		44%			0	100%	-5.1 <sub>-2.6</sub> <sup>+3.6</sup>	<sup>92</sup> Ag	2	100%	-8.2 <sub>-3.5</sub> <sup>+7.2</sup>			42%	
<sup>75</sup> Zr		52%			2	100%	2.5 <sub>-4.7</sub> <sup>+7.6</sup>	<sup>93</sup> Ag#	4	100%	-6.9 <sub>-3.1</sub> <sup>+6.0</sup>	-6.6 <sub>-0.03</sub> <sup>+0.03</sup> [68]		0%	
<sup>76</sup> Zr		0%			0	100%	19.2 <sub>-12.2</sub> <sup>+39.6</sup>	<sup>94</sup> Ag		0%				0%	
<sup>77</sup> Zr		0%				26%		<sup>95</sup> Ag		0%				0%	
<sup>78</sup> Zr		0%				0%		<sup>90</sup> Cd	4	78%	23.6 <sub>-23.8</sub>		0	100%	-3.9 <sub>-2.4</sub> <sup>+3.2</sup>
<sup>79</sup> Zr		0%				0%		<sup>91</sup> Cd	4	74%	28.8 <sub>-28.3</sub>		0	100%	2.8 <sub>-4.1</sub> <sup>+5.9</sup>
<sup>80</sup> Zr		0%				0%		<sup>92</sup> Cd†		0%			0	100%	11.9 <sub>-7.1</sub> <sup>+12.5</sup>
<sup>77</sup> Nb	2	100%	-17.2 <sub>-0.8</sub> <sup>+1.1</sup>		0	100%	1.6 <sub>-4.4</sub> <sup>+7.0</sup>	<sup>93</sup> Cd		1%			0	92%	60.1 <sub>-35.1</sub>
<sup>78</sup> Nb	1	100%	-15.6 <sub>-1.4</sub> <sup>+2.0</sup>		1	100%	15.7 <sub>-10.0</sub> <sup>+25.4</sup>	<sup>94</sup> Cd		0%				2%	
<sup>79</sup> Nb	1	100%	-14.7 <sub>-1.6</sub> <sup>+2.5</sup>			20%		<sup>95</sup> Cd		0%				0%	
<sup>80</sup> Nb	1	93%	2.5 <sub>-11.1</sub>			0%		<sup>96</sup> Cd		0%				0%	
<sup>81</sup> Nb	1	98%	-2.8 <sub>-7.5</sub> <sup>+101.3</sup>	<-7.4 [73]		0%		<sup>97</sup> Cd		0%				0%	
<sup>82</sup> Nb		0%				0%		<sup>93</sup> In	4	100%	-14.3 <sub>-0.9</sub> <sup>+1.1</sup>		0	100%	2.7 <sub>-4.0</sub> <sup>+5.6</sup>
<sup>78</sup> Mo	2	95%	2.19 <sub>-10.1</sub>		0	100%	-6.1 <sub>-2.3</sub> <sup>+3.0</sup>	<sup>94</sup> In	0	100%	-15.0 <sub>-1.4</sub> <sup>+2.0</sup>		2	100%	13.5 <sub>-7.3</sub> <sup>+13.2</sup>
<sup>79</sup> Mo	2	92%	4.1 <sub>-11.4</sub>		1	100%	-0.3 <sub>-3.7</sub> <sup>+5.4</sup>	<sup>95</sup> In	4	100%	-12.2 <sub>-1.3</sub> <sup>+1.8</sup>		0	98%	45.1 <sub>-24.1</sub>
<sup>80</sup> Mo		2%			0	100%	13.9 <sub>-9.1</sub> <sup>+20.2</sup>	<sup>96</sup> In	4	100%	-5.8 <sub>-3.5</sub> <sup>+7.0</sup>			31%	
<sup>81</sup> Mo		11%				44%		<sup>97</sup> In#	4	100%	-7.0 <sub>-3.0</sub> <sup>+5.5</sup>			0%	
<sup>82</sup> Mo		0%				0%		<sup>98</sup> In		0%				0%	
<sup>83</sup> Mo		0%				0%		<sup>99</sup> In		0%				0%	
<sup>84</sup> Mo		0%				0%		<sup>94</sup> Sn	4	96%	7.8 <sub>-11</sub>		0	100%	-3.4 <sub>-2.5</sub> <sup>+3.1</sup>
<sup>81</sup> Tc	1	100%	-18.2 <sub>-0.7</sub> <sup>+0.9</sup>		2	100%	-2.0 <sub>-3.1</sub> <sup>+4.2</sup>	<sup>95</sup> Sn	0	98%	2.6 <sub>-9.6</sub>		0	100%	2.2 <sub>-3.8</sub> <sup>+5.3</sup>
<sup>82</sup> Tc	2	100%	-15.7 <sub>-1.1</sub> <sup>+1.5</sup>		3	100%	3.5 <sub>-4.5</sub> <sup>+6.9</sup>	<sup>96</sup> Sn		11%			0	100%	8.7 <sub>-5.7</sub> <sup>+8.9</sup>
<sup>83</sup> Tc	1	100%	-15.4 <sub>-1.4</sub> <sup>+2.0</sup>		2	92%	50.1 <sub>-30.4</sub>	<sup>97</sup> Sn		20%			0	100%	34.2 <sub>-17.1</sub> <sup>+66.4</sup>
<sup>84</sup> Tc#	2	100%	-9.7 <sub>-3.2</sub> <sup>+6.5</sup>			0%		<sup>98</sup> Sn		0%				32%	
<sup>85</sup> Tc#	1	100%	-6.7 <sub>-4.9</sub> <sup>+14.7</sup>	<-7.4 [73]		0%		<sup>99</sup> Sn		0%				0%	
<sup>86</sup> Tc		0%				0%		<sup>100</sup> Sn		0%					

- [32] Y. H. Ge, Y. Zhang, and J. N. Hu, *Sci. China-Phys. Mech. Astron.*, 63(4): 242011 (2020)
- [33] Z. J. Wu and L. Guo, *Sci. China-Phys. Mech. Astron.*, 63(4): 242021 (2020)
- [34] H. Schatz and W. J. Ong, *Astrophys. J.*, 844(2): 139 (2017)
- [35] A. Parikh, J. José, C. Iliadis *et al.*, *Phys. Rev. C*, 79(4): 045802 (2009)
- [36] J. Dobaczewski, W. Nazarewicz, and P. G. Reinhard, *J. Phys. G: Nucl. Part. Phys.*, 41(7): 074001 (2014)
- [37] C. X. Yuan, *Phys. Rev. C*, 93(3): 034310 (2016)
- [38] B. S. Cai, G. S. Chen, J. Y. Xu *et al.*, *Phys. Rev. C*, 101(5): 054304 (2020)
- [39] B. Efron, *The jackknife, the bootstrap, and other resampling plans*, First edition (Philadelphia: Society for Industrial and Applied Mathematics, 1982)
- [40] B. Efron, *Bootstrap Methods: Another Look at the Jackknife*. In *Breakthroughs in statistics Vol. II* (New York: Springer-Verlag New York, Inc., 1992), p. 569
- [41] J. Lee, X. X. Xu, K. Kaneko *et al.*, *Phys. Rev. Lett.*, 125(19): 192503 (2020)
- [42] H. Jian, Y. F. Gao, F. C. Dai *et al.*, *Symmetry*, 13(12): 2278 (2021)
- [43] X.X. Xu, C. J. Lin, L. J. Sun *et al.*, *Phys. Lett. B*, 766: 312 (2017)
- [44] P. F. Liang, L. J. Sun, J. Lee *et al.*, *Phys. Rev. C*, 101(2): 024305 (2020)
- [45] L. J. Sun, X. X. Xu, C. J. Lin *et al.*, *Phys. Rev. C*, 99(6): 064312 (2019)
- [46] C. G. Wu, H. Y. Wu, J. G. Li *et al.*, *Phys. Rev. C*, 104(4): 044311 (2021)
- [47] Y. B. Wang, J. Su, Z. Y. Han *et al.*, *Phys. Rev. C*, 103(1): L011301 (2021)
- [48] Y. Jin, C. Y. Niu, K. W. Brown *et al.*, *Phys. Rev. Lett.*, 127(26): 262502 (2021)
- [49] Z. Y. Zhang, H. B. Yang, M. H. Huang *et al.*, *Phys. Rev. Lett.*, 126(15): 152502 (2021)
- [50] M. M. Zhang, H. B. Yang, Z. G. Gan *et al.*, *Phys. Lett. B*, 800: 135102 (2020)
- [51] H. B. Zhou, Z. G. Gan, N. Wang *et al.*, *Phys. Rev. C*, 103(4): 044314 (2021)
- [52] C. X. Yuan, Z. Liu, F. R. Xu *et al.*, *Phys. Lett. B*, 762: 237 (2016)
- [53] Z. Q. Chen, Z. H. Li, H. Hua *et al.*, *Phys. Rev. Lett.*, 122(21): 212502 (2019)
- [54] H. Watanabe, C. X. Yuan, G. Lorusso *et al.*, *Phys. Lett. B*, 823: 136766 (2021)
- [55] X. Y. Yun, D. Y. Pang, Y. P. Xu *et al.*, *Sci. China-Phys. Mech. Astron.*, 63(2): 222011 (2020)
- [56] X. Xu, J. H. Liu, C. X. Yuan *et al.*, *Phys. Rev. C*, 100(5): 051303(R) (2019)
- [57] S. Y. Jin, S. T. Wang, J. Lee *et al.*, *Phys. Rev. C*, 104(2): 024302 (2021)
- [58] M. Honma, T. Otsuka, T. Mizusaki *et al.*, *Phys. Rev. C*, 80(6): 064323 (2009)
- [59] H. Herndl and B. Brown, *Nucl. Phys. A*, 627(1): 35 (1997)
- [60] E. Caurier, G. Martinez-Pinedo, F. Nowacki *et al.*, *Phys. Rev. C*, 59(4): 2033 (1999)
- [61] J. Jia, Y. Qian, and Z. Ren, *Phys. Rev. C*, 104(3): L031301 (2021)
- [62] M. Wang, G. Audi, F. Kondev *et al.*, *Chin. Phys. C*, 41(3): 030003 (2017)
- [63] W. J. Huang, G. Audi, M. Wang, *et al.*, *Chin. Phys. C*, 41(3): 030002 (2017)
- [64] B. Brown and W. Rae, *Nucl. Data Sheets*, 120: 115 (2014)
- [65] D. E. M. Hoff, A. M. Rogers, S. M. Wang *et al.*, *Nature*, 580(7801): 52 (2020)
- [66] C. Qi, D. S. Delion, R. J. Liotta *et al.*, *Phys. Rev. C*, 85(1): 011303(R) (2012)
- [67] P. Möller, M. R. Mumpower, T. Kawano *et al.*, *At. Data Nucl. Data Tables.*, 125: 1 (2019)
- [68] I. Čeliković, M. Lewitowicz, R. Gernhäuser *et al.*, *Phys. Rev. Lett.*, 116(16): 162501 (2016)
- [69] H. Suzuki, L. Sinclair, P.-A. Söderström *et al.*, *Phys. Rev. Lett.*, 119(19): 192503 (2017)
- [70] L. Sinclair, R. Wadsworth, J. Dobaczewski *et al.*, *Phys. Rev. C*, 100(4): 044311 (2019)
- [71] K. Kaneko, Y. Sun, T. Mizusaki *et al.*, *Phys. Rev. Lett.*, 110(17): 172505 (2013)
- [72] K. Wimmer, P. Doornenbal, W. Korten *et al.*, *Phys. Lett. B*, 795: 266 (2019)
- [73] H. Suzuki, T. Kubo, N. Fukuda *et al.*, *Phys. Rev. C*, 96(3): 034604 (2017)