

Time-dependent extension of the self-consistent band theory for neutron star matter: Anti-entrainment effects in the slab phase

Kazuyuki Sekizawa,^{1,2,*} Sorataka Kobayashi,³ and Masayuki Matsuo^{4,†}

¹*Center for Transdisciplinary Research, Institute for Research Promotion, Niigata University, Niigata 950-2181, Japan*

²*Nuclear Physics Division, Center for Computational Sciences, University of Tsukuba, Ibaraki 305-8577, Japan*

³*Graduate School of Science and Technology, Niigata University, Niigata 950-2181, Japan*

⁴*Department of Physics, Faculty of Science, Niigata University, Niigata 950-2181, Japan*

(Dated: April 5, 2022)

Background: In the solid crust of neutron stars, a variety of crystalline structure may exist. Recently the band theory of solids has been applied to the inner crust of neutron stars and significance of the entrainment between dripped neutrons and the solid crust was advocated. Since it influences interpretations of various phenomena of neutron stars, it has been desired to develop deeper understanding of the microphysics behind.

Purpose: The purpose of the present article is to propose a fully self-consistent microscopic framework for describing time-dependent dynamics of neutron star matter, which allows us to explore diverse properties of nuclear matter, including the entrainment effect.

Methods: A fully self-consistent nuclear band theory is employed with Skyrme SLy4 energy density functional. A time-dependent extension of the microscopic band theory is developed based on the time-dependent density functional theory (TDDFT). An intuitive real-time method is proposed for extracting the collective mass of a nuclear cluster immersed in a sea of dripped neutrons.

Results: As the first application of the time-dependent self-consistent band theory for nuclear systems, we investigate the slab phase of nuclear matter with various proton fractions. From a dynamic response of the system to an external force, we extract the collective mass of a slab, associated with entrained neutrons as well as bound nucleons. We find that the extracted collective mass is smaller than a naive estimation based on a potential profile and single-particle energies. We show that the reduction is mainly caused by “counterflow” of dripped neutrons towards the direction opposite to the motion of the slabs. We interpret it as an “anti-entrainment” effect. As a result, the number of effectively bound neutrons is reduced, indicating an enhancement of the number density of conduction neutrons. We demonstrate that those findings are consistent with a static treatment in the band theory of solids.

Conclusions: The proposed approach offers a new research possibility of investigating non-linear many-body dynamics of nuclear matter microscopically, taking full account of the periodic structure in the neutron star crusts. The fully self-consistent band theory calculations, in both static and dynamic formalisms, suggest that the mobility of dripped neutrons is larger than expected without band structure effects, at least for the slab phase of nuclear matter.

I. INTRODUCTION

This paper aims at developing a fully microscopic, dynamic approach to investigate nuclear many-body dynamics in neutron star matter. Especially, we focus on the inner crust of neutron stars, where dripped (unbound) neutrons permeate a Coulomb lattice of neutron-rich nuclei. At a bottom layer of the crust, peculiar crystalline nuclear bundles such as rod- or slab-shaped structure may emerge as a result of competition between the Coulomb and the nuclear surface energies [1, 2]. Such crystalline (periodic) structure effectively couples with dripped neutrons via the Bragg scattering [3], which is called the entrainment effect. Due to the non-dissipative entrainment, some part of dripped neutrons, which are supposed to be 1S_0 superfluid in cold neutron stars below the critical temperature $T \lesssim 10^{10}$ K, may be immobilized by the periodic structure. A proper quantum mechanical method to treat a system with a periodic potential is the band theory of solids [4]. Although the band theory has been a standard tool in solid-state

physics for a long time, its application to nuclear systems is rather new.

Band structure of dripped neutrons was first investigated in the neutron star context by Oyamatsu and Yamada in 1994 [5], with a simplified one-dimensional square-well potential. In 2005, Carter et al. extended the model of Ref. [5] for the slab and rod phases to examine the entrainment effects [6]. It was shown that the effective mass of conduction neutrons is enhanced by a factor of 1.02–1.03 and 1.11–1.40 for the slab and rod phases, respectively. Extending and applying this model, Chamel explored the entrainment effects further in a three-dimensional (3D) lattice of spherical clusters in low-density region of the inner crust [7–10]. It has been suggested that the neutron effective mass could be very large, a factor of ten or even more larger than the bare neutron mass, in some layers of the inner crust. Since such huge effective mass can influence interpretations of various phenomena of neutron stars, the results of Chamel initiated debates and have attracted considerable attention.

Since the seminal work by Chamel, many authors considered its impact on neutron star models. For instance, the entrainment affects long-wavelength collective excitations of the inner crust such as lattice phonons, Anderson-Bogoliubov modes of neutron superfluid, and their mutual coupling [11–14]. As a result, heat capacity and thermal conductivity, and

* Present Address: Department of Physics, School of Science, Tokyo Institute of Technology, Tokyo 152-8551, Japan; sekizawa@phys.titech.ac.jp

† matsuo@phys.sc.niigata-u.ac.jp

thus thermal evolution of the star can be affected. Besides, the entrainment also affects models of neutron star glitches. In the standard vortex-mediated glitch scenario [15], which explains the quasiperiodic occurrence and the long post-glitch relaxations, transfer of angular momentum of neutron superfluid to the solid crust (corotate with the rest of the star) causes a glitch. However, if superfluid neutrons were strongly entrained by the crust, the inner crust can not store enough angular momentum to explain large glitches observed in, e.g., the Vela pulsar ($\Delta\nu/\nu \sim 10^{-6}$, where ν and $\Delta\nu$ represent the rotational frequency and its change in a glitch event, respectively) [16, 17]. If it is the case, some part of the core must be involved in the glitch mechanism (see, e.g., Ref. [18] and references therein). On the other hand, possible avoidance effects have been advocated, such as neutron superfluidity [19] or disorder in crustal structure [20]. Besides, apart from the band structure effects, a superfluid hydrodynamic approach indicates that the coupling between neutron superfluid and the nuclear clusters is rather weak [21]. Meanwhile, Kashiwaba and Nakatsukasa [22] reported the first fully self-consistent band calculations for the slab phase of neutron star matter, based on the nuclear energy density functional (EDF) approach. They have found that the neutron effective mass is smaller than the bare neutron mass by a factor of 0.65–0.75 for the slab phase, which is opposite to the effect discussed in Ref. [6]. Concerning the importance of the entrainment effects for proper modeling of neutron star physics, it seems premature to draw a conclusion on the entrainment effects in the inner crust of neutron stars. In this work, we develop a time-dependent extension of the fully self-consistent nuclear band theory to shed new light on neutron star physics, including the entrainment effects.

The application of time-dependent mean-field approaches, like time-dependent Hartree-Fock (TDHF), for nuclear systems already started in the 70s [23]. The first application [24] was actually for collisions of two slab-shaped nuclei, although the analysis at that time was restricted to isospin symmetric systems, thus without dripped neutrons, with a very simple interaction, even without the Coulomb force. Since then, numerous studies were performed for various contexts (see, Refs. [25–30], for reviews), and its connection to the time-dependent density functional theory (TDDFT) [31–34] has been explored [27]. It is interesting to note that the application of real-time, real-space methods, which have been rather common for many years in nuclear physics community, to atomic/molecular physics was pioneered by Yabana and Bertsch in 1996 [35], who experienced in nuclear physics. Later, the method was extended to account for crystalline solids, i.e. infinite systems with a periodic potential, by Bertsch et al. in 2000 [36]. There have been continuous developments and applications of TDDFT, as can be seen for instance in a well-documented open-source software such as Octopus [37] or SALMON [38]. Nowadays it is at the forefront of exploring light-matter interactions under extreme conditions (see, e.g., Refs. [39, 40] and references therein). Now, we shall take back the TDDFT approach for crystalline solids to the nuclear physics context, that is, nuclear dynamics in the inner crust of neutron stars.

In the present paper, as the first step to show the useful-

ness of the newly developed approach, we perform TDDFT calculations based on the fully self-consistent band theory for the slab phase of nuclear matter, neglecting the spin-orbit coupling and pairing correlations. Specifically, we investigate the collective mass of a slab immersed in a sea of dripped neutrons. We note that it is not obvious how to define the collective mass of such a quantum object embedded in a Fermi gas, and it is by itself an academically intriguing problem of its kind. We propose a simple and intuitive real-time method for extracting the collective mass of a nuclear cluster from a dynamic response of the system to an external force. We can relate the collective mass to the density of conduction neutrons which are effectively free from the entrainment effects. It is shown that the collective mass is reduced and hence the conduction neutron number density is enhanced by what we call an “anti-entrainment” effect, new information which was not clear within the static approach.

The article is organized as follows. In Sec. II, we recall the self-consistent band theory for the slab phase of nuclear matter and present its time-dependent extension. We then introduce a real-time method to extract the collective mass of a nuclear cluster immersed in a sea of dripped neutrons. In Sec. III, we present the results of numerical simulations for several proton fractions. We discuss physics behind our numerical results in Sec. IV. A summary and a perspective are given in Sec. V.

II. FORMULATION

A. The Bloch boundary condition

In the band theory of solids, the single-particle wave functions are expressed, according to the Floquet-Bloch theorem, by modulated plane waves:

$$\psi_{\alpha\mathbf{k}}^{(q)}(\mathbf{r}, \sigma) = \frac{1}{\sqrt{V}} u_{\alpha\mathbf{k}}^{(q)}(\mathbf{r}, \sigma) e^{i\mathbf{k}\cdot\mathbf{r}}, \quad (1)$$

where the spatial, spin, and isospin coordinates are represented by \mathbf{r} , σ ($=\uparrow$ or \downarrow), and q ($=n$ or p), respectively, and V denotes the normalization volume. The subscripts α and \mathbf{k} stand for the band index and the Bloch wave vector, respectively. The single-particle wave functions satisfy the Bloch boundary condition,

$$\psi_{\alpha\mathbf{k}}^{(q)}(\mathbf{r} + \mathbf{T}, \sigma) = e^{i\mathbf{k}\cdot\mathbf{T}} \psi_{\alpha\mathbf{k}}^{(q)}(\mathbf{r}, \sigma), \quad (2)$$

where \mathbf{T} is an arbitrary lattice translation vector. It means that the dimensionless functions $u_{\alpha\mathbf{k}}^{(q)}(\mathbf{r}, \sigma)$ have the periodicity of the crystal, i.e., $u_{\alpha\mathbf{k}}^{(q)}(\mathbf{r} + \mathbf{T}, \sigma) = u_{\alpha\mathbf{k}}^{(q)}(\mathbf{r}, \sigma)$. In the following, we will refer to the functions $u_{\alpha\mathbf{k}}^{(q)}(\mathbf{r}, \sigma)$ as Bloch orbitals.

In this work, we restrict our analysis to the slab (or “lasagna”) phase of nuclear matter at zero temperature, neglecting the spin-orbit coupling and pairing correlations. We thus omit below the spin index σ from the expressions. We consider nuclear slabs which extend spatially parallel to the xy plane and are in a periodic sequence along z direction, see Fig. 1. We assume that the system forms a perfect crystalline structure of the slabs with a period a (distance between the

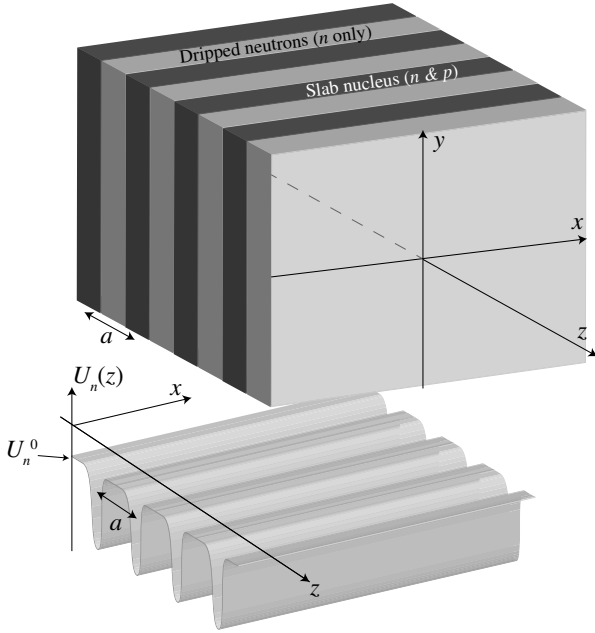


FIG. 1. Schematic picture showing the geometry of the systems under study. The nuclear slabs extend parallel to xy plane and are aligned with a period a along z direction, as depicted in the upper part of the figure. In the lower part, the nuclear mean-field potential is depicted in xz plane. Note that when dripped neutrons exist the maximum value of the mean field potential for neutrons (U_n^0 in the picture) is negative, even outside the slabs. The figure has been reprinted from Ref. [22] with permission.

neighboring slabs). In this situation, the single-particle wave functions are plane waves along x and y directions and the lattice vector becomes $\mathbf{T} = T_x \hat{e}_x + T_y \hat{e}_y + na \hat{e}_z$, where T_x and T_y are arbitrary real numbers, n is an arbitrary integer, and \hat{e}_μ is the unit vector along μ ($= x, y, \text{ or } z$) direction. Then, the Bloch orbitals depend only on z coordinate,

$$\psi_{\alpha\mathbf{k}}^{(q)}(\mathbf{r}) = \frac{1}{\sqrt{V}} u_{\alpha\mathbf{k}}^{(q)}(z) e^{i\mathbf{k}\cdot\mathbf{r}}, \quad (3)$$

with the periodicity of the crystal, $u_{\alpha\mathbf{k}}^{(q)}(z + na) = u_{\alpha\mathbf{k}}^{(q)}(z)$.

The z component of the Bloch wave vector can be reduced within the first Brillouin zone, $-\pi/a \leq k_z \leq \pi/a$ and, in practice, we discretize it into N_{k_z} points, i.e. $\Delta k_z = \frac{2\pi}{a} \frac{1}{N_{k_z}}$. This implementation corresponds to a calculation with a length $L \equiv aN_{k_z}$ with the ordinary periodic boundary condition. We normalize the single-particle wave functions so that the probability of being somewhere within the length L to be unity:

$$\Omega \int_0^L |\psi_{\alpha\mathbf{k}}^{(q)}(\mathbf{r})|^2 dz = 1, \quad (4)$$

which is equivalent to the normalization condition for the Bloch orbitals,

$$\int_0^a |u_{\alpha\mathbf{k}}^{(q)}(z)|^2 dz = a. \quad (5)$$

Here, Ω stands for the normalization area such that $V = L\Omega$. In the following sections, we formulate the fully self-

consistent band theory for the slab phase of nuclear matter based on a Skyrme-type EDF.

B. Energy density functionals

We denote the total number of neutrons ($q=n$) or protons ($q=p$) per unit area within a single period a as $N_q = \int_0^a n_q(z) dz$, where $n_n(z)$ and $n_p(z)$ represent neutron and proton number densities, respectively. The average number density of neutrons ($q=n$) or protons ($q=p$) is then defined as $\bar{n}_q = N_q/a$. We also define the corresponding quantities for baryons (nucleons) as $N_b = N_n + N_p$ and $\bar{n}_b = \bar{n}_n + \bar{n}_p$. The proton fraction is defined by $Y_p = \bar{n}_p/\bar{n}_b$.

In this work, we adopt the Skyrme SLy4 EDF [42] which has been widely used in various contexts [43], neglecting the spin-orbit coupling. The total energy per nucleon reads

$$\frac{E_{\text{nucl}}}{A} = \frac{1}{N_b} \int_0^a (\mathcal{E}_{\text{kin}}(z) + \mathcal{E}_{\text{Sky}}(z) + \mathcal{E}_{\text{Coul}}^{(p)}(z)) dz, \quad (6)$$

where the kinetic and the nuclear energy densities are, respectively, given by:

$$\mathcal{E}_{\text{kin}}(z) = \sum_{q=n,p} \frac{\hbar^2}{2m_q} \tau_q(z), \quad (7)$$

$$\begin{aligned} \mathcal{E}_{\text{Sky}}(z) = \sum_{t=0,1} \left[C_t^\rho [n_0] n_t^2(z) + C_t^{\Delta\rho} n_t(z) \partial_z^2 n_t(z) \right. \\ \left. + C_t^\tau (n_t(z) \tau_t(z) - \mathbf{j}_t^2(z)) \right]. \quad (8) \end{aligned}$$

We note that, reflecting an exploratory character of the present study, we will distinguish neutron and proton masses, which allows us a detailed investigation of the collective masses as discussed in Sec. III and Sec. IV¹. Here and henceforth, the symbol ∂_z represents a spatial derivative with respect to z coordinate. $n_t(z)$, $\tau_t(z)$, and $\mathbf{j}_t(z)$ denote the number, kinetic, and momentum densities, respectively. The time-odd momentum density vanishes in static calculations, while they are, in general, finite in a dynamic situation. The subscript t specifies isoscalar ($t=0$) and isovector ($t=1$) densities, which are defined, for the number density for instance, by $n_0(z) = n_n(z) + n_p(z)$ and $n_1(z) = n_n(z) - n_p(z)$, respectively (The subscript 0 is often omitted). The detailed expressions of the coefficients by means of Skyrme force parameters can be found in, e.g., Eq. (A1) in Ref. [44] (where symbols like A_t^X were used instead of C_t^X here). It is to be reminded that $C_t^\rho [n_0]$ depends on the local number density as $C_t^\rho [n_0] = C_t^\rho + C_{t,D}^\rho n_0^\gamma(z)$ as in Ref. [45]².

¹ Here, $m_n=939.565 \text{ MeV}/c^2$ and $m_p=938.272 \text{ MeV}/c^2$ are used.

² Note that the notation γ is used to represent a fractional power of the isoscalar density in the density-dependent term in Skyrme-type functionals to avoid confusion with the band index α .

The neutron and proton densities are formally defined as:

$$n_q(z) = 2 \sum_{\alpha, \mathbf{k}}^{\text{occ.}} |\psi_{\alpha \mathbf{k}}^{(q)}(\mathbf{r})|^2 \quad (9)$$

$$\tau_q(z) = 2 \sum_{\alpha, \mathbf{k}}^{\text{occ.}} |\nabla \psi_{\alpha \mathbf{k}}^{(q)}(\mathbf{r})|^2 \quad (10)$$

$$\mathbf{j}_q(z) = 2 \sum_{\alpha, \mathbf{k}}^{\text{occ.}} \text{Im}[\psi_{\alpha \mathbf{k}}^{(q)*}(\mathbf{r}) \nabla \psi_{\alpha \mathbf{k}}^{(q)}(\mathbf{r})]. \quad (11)$$

The summation is taken over all occupied orbitals below the Fermi energy with the factor of 2 accounting for the spin degeneracy. Note that, in general, the each component ($i = x, y, z$) of the Bloch wave vector \mathbf{k} is discretized to be $k_i = \frac{2\pi}{L_i} n_i$ ($n_i = 0, \pm 1, \dots$) for an arbitrary system with a unit cell with length L_i for each direction, and thus $\sum_{\mathbf{k}}$ should be regarded as a summation over those integers n_i . For the slab phase, the summations for k_x and k_y can be replaced with integrals,

$$\sum_{k_x, k_y} \rightarrow \int \frac{\Omega dk_x dk_y}{(2\pi)^2} = \int \frac{\Omega k_{\parallel} dk_{\parallel}}{2\pi}, \quad (12)$$

where k_{\parallel} represents the absolute value of the Bloch wave vector parallel to the slabs, $k_{\parallel} \equiv (k_x^2 + k_y^2)^{1/2}$. By substituting the Bloch wave function (3) into Eqs. (9)–(11) with the replacement (12), the densities can be expressed in terms of the Bloch orbitals as follows:

$$n_q(z) = \frac{1}{\pi L} \sum_{\alpha, k_z} \int k_{\parallel} |u_{\alpha \mathbf{k}}^{(q)}(z)|^2 \theta(\mu_q - \varepsilon_{\alpha \mathbf{k}}^{(q)}) dk_{\parallel}, \quad (13)$$

$$\tau_q(z) = \frac{1}{\pi L} \sum_{\alpha, k_z} \int k_{\parallel} \left[k_{\parallel}^2 |u_{\alpha \mathbf{k}}^{(q)}(z)|^2 + |(\partial_z + i k_z) u_{\alpha \mathbf{k}}^{(q)}(z)|^2 \right] \times \theta(\mu_q - \varepsilon_{\alpha \mathbf{k}}^{(q)}) dk_{\parallel}, \quad (14)$$

$$\mathbf{j}_q(z) = \frac{1}{\pi L} \sum_{\alpha, k_z} \int k_{\parallel} \text{Im} \left[u_{\alpha \mathbf{k}}^{(q)*}(z) (\partial_z + i k_z) u_{\alpha \mathbf{k}}^{(q)}(z) \right] \hat{\mathbf{e}}_z \times \theta(\mu_q - \varepsilon_{\alpha \mathbf{k}}^{(q)}) dk_{\parallel}, \quad (15)$$

where μ_q denotes the chemical potential (Fermi energy), and $\theta(x)$ is the step function which is one for $x > 0$ and zero otherwise. For the slab phase, x and y components of the momentum density naturally vanish, i.e. $\mathbf{j}_q(z) = j_{z,q}(z) \hat{\mathbf{e}}_z$, assuming that positive and negative wave-number states are equally occupied.

The proton part of the Coulomb EDF is given by

$$\mathcal{E}_{\text{Coul}}^{(p)}(z) = \frac{1}{2} V_{\text{Coul}}(z) n_p(z) - \frac{3e^2}{4} \left(\frac{3}{\pi} \right)^{1/3} n_p^{4/3}(z), \quad (16)$$

where e denotes the elementary charge. The first term corresponds to the direct term, while the second term corresponds to the exchange term with the Slater approximation. The Coulomb potential for protons V_{Coul} ($-V_{\text{Coul}}$ for electrons) is determined by solving the Poisson equation,

$$\frac{d^2}{dz^2} V_{\text{Coul}}(z) = -\frac{e^2}{\varepsilon_0} n_{\text{ch}}(z), \quad (17)$$

where ε_0 is the vacuum permittivity. $n_{\text{ch}}(z) \equiv n_p(z) - n_e$ denotes the charge density, neglecting the charge form factor of protons. Electrons are assumed to be uniformly distributed with the density $n_e = \bar{n}_p$. The Coulomb potential is subjected to the charge neutrality condition, $\int_0^a V_{\text{Coul}}(z) dz = 0$.

For the electrons' EDF we follow the same procedure as in Ref. [22], where electrons are treated as uniform, degenerated relativistic Fermi gas. The energy of electrons divided by the baryon (nucleon) number A is given by

$$\frac{E_{\text{elec}}}{A} = \frac{1}{N_b} (\mathcal{E}_{\text{kin}}^{(e)} + \mathcal{E}_{\text{Coul}}^{(e)}) a, \quad (18)$$

where the kinetic and the Coulomb energy densities are, respectively, read

$$\begin{aligned} \mathcal{E}_{\text{kin}}^{(e)} &= \int_0^{p_F} \frac{4\pi p^2 dp}{(2\pi)^3} \sqrt{m_e^2 c^4 + p^2 c^2} \\ &= \frac{m_e^4 c^5}{32\pi^2 \hbar^3} (\sinh 4\theta_F - 4\theta_F), \end{aligned} \quad (19)$$

$$\mathcal{E}_{\text{Coul}}^{(e)} = -\frac{3e^2}{4} \left(\frac{3}{\pi} \right)^{1/3} n_e^{4/3}. \quad (20)$$

The Fermi momentum p_F is related to the electron number density by $p_F = \hbar(3\pi^2 n_e)^{1/3}$. θ_F is defined with the Fermi energy ε_F through the relation, $\varepsilon_F = \sqrt{m_e^2 c^4 + p_F^2 c^2} = m_e c^2 \cosh \theta_F$. The Coulomb exchange term is evaluated with the Slater approximation, while the direct term of the electrons' Coulomb energy vanishes because of the charge neutrality condition.

C. The Skyrme-Kohn-Sham equations

From an appropriate functional derivative, one can derive the Skyrme-Kohn-Sham equations for the single-particle wave functions:

$$\hat{h}^{(q)}(z) \psi_{\alpha \mathbf{k}}^{(q)}(\mathbf{r}) = \varepsilon_{\alpha \mathbf{k}}^{(q)} \psi_{\alpha \mathbf{k}}^{(q)}(\mathbf{r}), \quad (21)$$

where the single-particle Hamiltonian is given by

$$\begin{aligned} \hat{h}^{(q)}(z) &= -\nabla \cdot \frac{\hbar^2}{2m_q^{\oplus}(z)} \nabla + U^{(q)}(z) \\ &+ \frac{1}{2i} [\nabla \cdot \mathbf{I}^{(q)}(z) + \mathbf{I}^{(q)}(z) \cdot \nabla]. \end{aligned} \quad (22)$$

Note that the differential operators in Eq. (22) act all spatial functions located on the right side of them. $\varepsilon_{\alpha \mathbf{k}}^{(q)}$ represent single-particle energies of the wave functions $\psi_{\alpha \mathbf{k}}^{(q)}$. For each \mathbf{k} , the system exhibits discrete energy levels in a similar way as finite nuclei, and each of those levels forms a “band” as a function of \mathbf{k} . We refer to \mathbf{k} -dependent behavior of the energy levels as band structure.

The “microscopic” effective mass, $m_q^{\oplus}(z)$ (which should be distinguished from the “macroscopic” one which will be discussed in Sec. IV C), the time-even and time-odd mean-field potentials, $U^{(q)}(z)$ and $\mathbf{I}^{(q)}(z)$, are defined, respectively,

as follows:

$$\frac{\hbar^2}{2m_q^\oplus(z)} = \frac{\hbar^2}{2m_q} + \sum_{q'=\text{n,p}} C_{q'}^{\tau(q)} n_{q'}(z), \quad (23)$$

$$\begin{aligned} U^{(q)}(z) = & \sum_{q'=\text{n,p}} \left[2C_{q'}^{\rho(q)} n_{q'}(z) + 2C_{q'}^{\Delta\rho(q)} \partial_z^2 n_{q'}(z) \right. \\ & \left. + C_{q'}^{\tau(q)} \tau_{q'}(z) + 2n_0^\gamma(z) C_{q'D}^{\rho(q)} n_{q'}(z) \right] \\ & + \gamma n_0^{\gamma-1}(z) \sum_{t=0,1} C_{tD}^\rho n_t^2(z) \\ & + U_{\text{Coul}}(z) \delta_{q\text{p}}, \end{aligned} \quad (24)$$

$$\mathbf{I}^{(q)}(z) = -2 \sum_{q'=\text{n,p}} C_{q'}^{\tau(q)} \mathbf{j}_{q'}(z), \quad (25)$$

where

$$U_{\text{Coul}}(z) = V_{\text{Coul}}(z) - e^2 \left(\frac{3}{\pi} \right)^{1/3} n_p^{1/3}(z). \quad (26)$$

For the sake of compactness, we have introduced a shorthand notation,

$$C_{q'}^{\text{X}(q)} \equiv \begin{cases} C_0^{\text{X}} + C_1^{\text{X}} & (q = q'), \\ C_0^{\text{X}} - C_1^{\text{X}} & (q \neq q'), \end{cases} \quad (27)$$

where X stands for the superscript of the coefficients, i.e., ρ , τ , or $\Delta\rho$. Note that the time-odd potential is zero in a static situation.

In practice, one can work with the Skyrme-Kohn-Sham equations for the Bloch orbitals $u_{\alpha\mathbf{k}}^{(q)}(z)$. Namely, by inserting the explicit expression of Eq. (3) into Eq. (21), we obtain:

$$\left(\hat{h}^{(q)}(z) + \hat{h}_{\mathbf{k}}^{(q)}(z) \right) u_{\alpha\mathbf{k}}^{(q)}(z) = \varepsilon_{\alpha\mathbf{k}}^{(q)} u_{\alpha\mathbf{k}}^{(q)}(z), \quad (28)$$

where

$$\hat{h}_{\mathbf{k}}^{(q)}(z) \equiv \frac{\hbar^2 \mathbf{k}^2}{2m_q^\oplus(z)} + \hbar \mathbf{k} \cdot \hat{\mathbf{v}}^{(q)}(z). \quad (29)$$

Here, $\hat{\mathbf{v}}^{(q)}(z)$ is the so-called velocity operator defined by

$$\begin{aligned} \hat{\mathbf{v}}^{(q)}(z) & \equiv \frac{1}{i\hbar} [\mathbf{r}, \hat{h}^{(q)}(z)] \\ & = -i\hbar \left(\nabla \frac{1}{2m_q^\oplus(z)} + \frac{1}{2m_q^\oplus(z)} \nabla \right) + \frac{1}{\hbar} \mathbf{I}^{(q)}(z). \end{aligned} \quad (30)$$

The terms that contain $\hat{v}_x^{(q)}$ and $\hat{v}_y^{(q)}$ do not contribute in the present case. The additional \mathbf{k} -dependent term (29) arises due to differential operations on the factor $e^{i\mathbf{k}\cdot\mathbf{r}}$. The commutator in the velocity operator extracts the additional terms originated from the differential operation on $e^{i\mathbf{k}\cdot\mathbf{r}}$, since terms that commute with the coordinate \mathbf{r} vanish. In this way, while we deal with a 3D infinite system of crystalline slabs, the equations to be solved becomes essentially one-dimensional ones, for the Bloch orbitals along z direction, Eq. (28).

We note that in the recent work of Ref. [22], a functional of the Barcelona-Catania-Paris-Madrid (BCPM) family [46] was

employed. Since the BCPM functional contains the kinetic density $\tau_q(\mathbf{r})$ only in the kinetic term, the resulting Kohn-Sham equations were greatly simplified. In addition, since the microscopic effective mass is equal to the bare nucleon mass in the BCPM functional used in Ref. [22], the Bloch orbitals were independent from k_{\parallel} , that substantially reduced the number of single-particle orbitals. (It is to mention that there exists a variant of the BCPM functional with the microscopic effective mass [47].) The formulas given above are more general ones, which can be readily extended for more complex crystals with higher dimensions and are based on a widely-used Skyrme-type EDF which utilizes the density-dependent microscopic effective mass, m_q^\oplus .

D. Real-space TDDFT for solids in the velocity gauge

As described in Sec. II E, we will extract the collective mass of a slab from a dynamic response of the system under a uniform external electric field, $\mathbf{E} = E_z \hat{e}_z$. The situation resembles the one encountered in solid-state physics. Since a typical wavelength of an oscillatory electric field of light is, in general, much longer than the size of an atomic unit cell, the electric field is often treated as constant over the unit cell, known as the dipole approximation. One may express a constant electric field by an external scalar potential, $\phi_{\text{ext}}(\mathbf{r}) = -E_z z$. This expression is known as the length gauge, where a linear scalar potential is entirely responsible for the electric field which couples with the coordinate by $-\mathbf{E} \cdot \mathbf{r}$. Time evolution of the system may be described by the time-dependent Kohn-Sham (TDKS) equations for the Bloch orbitals in the length gauge,

$$i\hbar \frac{\partial u_{\alpha\mathbf{k}}^{(q)}(z, t)}{\partial t} = \left(\hat{h}^{(q)}(z, t) + \hat{h}_{\mathbf{k}}^{(q)}(z, t) - eE_z z \right) u_{\alpha\mathbf{k}}^{(q)}(z, t). \quad (31)$$

The single-particle Hamiltonians have exactly the same form as described in Sec. II C (except the time dependence of the densities and the potentials). However, this external potential clearly violates the periodicity assumption and, hence, cannot be used together with the Bloch boundary condition.

We can avoid this problem by employing a gauge transformation for the Bloch orbitals to the so-called velocity gauge. Following the method developed by Bertsch et al. [36, 39], we introduce a gauge transformation for the Bloch orbitals from the length gauge to the velocity gauge,

$$\tilde{u}_{\alpha\mathbf{k}}^{(q)}(z, t) = \exp \left[-\frac{ie}{\hbar c} A_z(t) z \right] u_{\alpha\mathbf{k}}^{(q)}(z, t), \quad (32)$$

and correspondingly for the single-particle Hamiltonian,

$$\tilde{\hat{h}}^{(q)}(z, t) = \exp \left[-\frac{ie}{\hbar c} A_z(t) z \right] \hat{h}^{(q)}(z, t) \exp \left[\frac{ie}{\hbar c} A_z(t) z \right]. \quad (33)$$

Here, $A_z(t)$ represents a time-dependent, spatially uniform vector potential which is equivalent to the uniform external electric field by $E_z(t) = -(1/c) dA_z(t)/dt$, and c denotes the speed of light. The transformation may also be regarded

as a Galilean boost for the Bloch orbitals, $e^{i\Delta p_z z/\hbar}$, with $\Delta p_z = \int_0^t eE_z(t') dt'$, which is consistent with the classical picture of the acceleration associated with the external force. Since the vector potential is constant in space, it does not violate the periodicity assumption. (see Appendix A for details of the gauge transformations.)

It is easy to understand that the gauge transformation of the single-particle Hamiltonian (33) affects only the \mathbf{k} -dependent part, Eq. (29). Namely, the TDKS equations in the velocity gauge take the following form:

$$i\hbar \frac{\partial \tilde{u}_{\alpha\mathbf{k}}^{(q)}(z, t)}{\partial t} = \left(\hat{h}^{(q)}(z, t) + \hat{h}_{\mathbf{k}(t)}^{(q)}(z, t) \right) \tilde{u}_{\alpha\mathbf{k}}^{(q)}(z, t). \quad (34)$$

Notice that the Bloch wave vector in the single-particle Hamiltonian in Eq. (34) is now shifted as a function of time, according to:

$$\mathbf{k}(t) = \mathbf{k} + \frac{e}{\hbar c} A_z(t) \hat{e}_z. \quad (35)$$

All densities can be expressed in terms of the Bloch orbitals in the velocity gauge, $\tilde{u}_{\alpha\mathbf{k}}^{(q)}(\mathbf{r}, t)$, by inserting its inverse transform, $u_{\alpha\mathbf{k}}^{(q)}(\mathbf{r}, t) = \exp[ieA_z(t)z/\hbar c] \tilde{u}_{\alpha\mathbf{k}}^{(q)}(\mathbf{r}, t)$, into Eqs. (13)–(15). Thus, it is possible to work with the same form of Eqs. (13)–(15), simply replacing $u_{\alpha\mathbf{k}}^{(q)}(\mathbf{r}, t) \rightarrow \tilde{u}_{\alpha\mathbf{k}}^{(q)}(\mathbf{r}, t)$ with the time dependent shift for the Bloch wave number $k_z \rightarrow k_z(t)$ according to Eq. (35) in the kinetic and the momentum densities. It is to mention that additional care should be taken for the single-particle Hamiltonian in the velocity gauge, when one works with a non-local potential (see, e.g., Ref. [48]).

E. Real-time method for the collective mass

In the inner crust of a neutron star, where nuclear bundles and a sea of dripped neutrons coexist, it is not obvious how to distinguish bound and unbound (free) neutrons. If a naive picture is adopted, one may distinguish them according either to magnitude of the single-particle energies and the nuclear potential, or to density distributions [49]. However, we do not expect such a clear separation in reality. Due to the Bragg scattering, part of “free” neutrons may be entrained (or, say, “effectively bound”) to the periodic potential [3]. Here, we introduce a real-time method to extract the collective mass of a nuclear bundle (not necessarily a slab) immersed in a sea of dripped neutrons, which directly measures the number of the effectively bound (bound+entrained) nucleons.

We employ a simple idea as depicted in Fig. 2. We exert external force F_{ext} on localized protons inside a nuclear cluster (a slab, in the present case), see Fig. 2(a). The cluster then moves with constant acceleration a_p according to the classical relation, $\dot{P} = M_{\text{cluster}} a_p$, where \dot{P} is the rate of change of the linear momentum and M_{cluster} is the collective mass of the cluster. Here and henceforth, a dot on a quantity represents its time derivative. Thus, by measuring the acceleration a_p and the rate of change of the linear momentum \dot{P} , one can deduce the collective mass simply by $M_{\text{cluster}} = \dot{P}/a_p$, see Fig. 2(b).

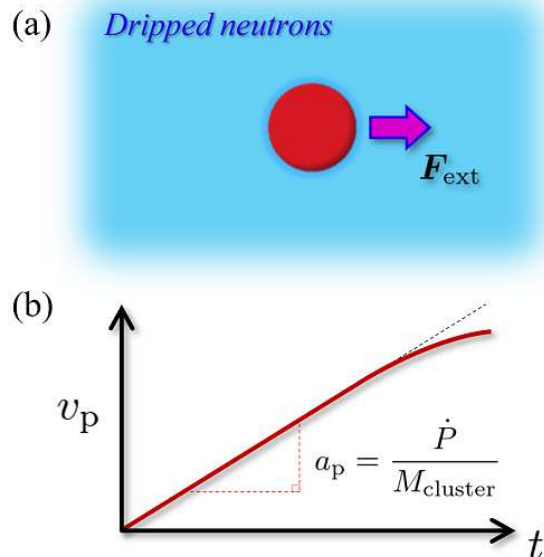


FIG. 2. Schematic picture showing the idea of the real-time method for extracting the collective mass of a nuclear cluster immersed in a sea of dripped neutrons. (a): We consider a situation where a nuclear cluster is embedded in background neutron matter. We exert external force F_{ext} on localized protons inside the cluster. (b): Expected time evolution of the velocity of the center-of-mass position of protons $v_p(t)$, showing constant acceleration motion with $a_p = \dot{P}/M_{\text{cluster}}$. In case where motion is too fast and some excitation modes are induced, we may observe deceleration as indicated in the right-top part of the t - v_p plot.

We note that the force should be small enough so as to avoid excitations of the system that would result in deviation from the uniform acceleration motion, as indicated in the right-top part of Fig. 2(b). It is to mention here that if superfluidity is present, which is neglected in the present work, it would prevent the system from exciting until the motion exceeds certain critical velocity for breaking Cooper pairs, whereas additional collective excitation modes, the Anderson-Bogoliubov phonons, may be present [50, 51].

We apply the real-time method for the slab phase of nuclear matter. With the method described in Sec. IID, the above mentioned situation can be realized numerically with a virtual external electric field, $\mathbf{E} = E_z \hat{e}_z$, that couples only with protons inside a slab. From time evolution, the position of the slab can be traced through the expectation value of the center-of-mass position of protons, $Z_p(t) = \frac{1}{N_p} \int_0^a z n_p(z, t) dz$, and the acceleration is given by $a_p(t) = d^2 Z_p(t)/dt^2$. We then define the collective mass (per unit area) of the slab, M_{slab} , as well as that of protons, M_p , respectively, as follows:

$$M_{\text{slab}}(t) = \frac{\dot{P}_{\text{tot}}(t)}{a_p(t)}, \quad (36)$$

$$M_p(t) = \frac{\dot{P}_p(t)}{a_p(t)}, \quad (37)$$

where the linear momentum (per unit area) can be computed

TABLE I. List of quantities that characterize static properties of the systems. In the list, Y_p is the proton fraction, a is the slab period in fm, μ_q is the Fermi energy in MeV, $U_0^{(q)}$ is the maximum value of the nuclear potential in MeV, \bar{n}_q is the average nucleon number density in fm^{-3} , n_n^{bg} is the background neutron number density in fm^{-3} , which is the density at the midpoint between the slabs, i.e. $n_n^{\text{bg}} = n_n(0) = n_n(a)$ in the present case, $n_n^{\text{f}} [= \bar{n}_n - n_n^{\text{e.b.}}$, where $n_n^{\text{e.b.}} = N_n^{\text{e.b.}}/a$; cf. Eq. (41)] is the number density of “free” (or “energetically unbound”) neutrons, and $m_{q,\text{bg}}^{\oplus} = m_q^{\oplus}[n_{\text{bg}}]$ is the microscopic effective mass at the background neutron number density n_{bg}^{n} . Quantities with an index q are those for neutrons ($q = n$) or protons ($q = p$). For the bare neutron and proton masses, $m_n = 939.565 \text{ MeV}/c^2$ and $m_p = 938.272 \text{ MeV}/c^2$ were used, respectively.

Y_p	a (fm)	μ_n (MeV)	μ_p (MeV)	$U_0^{(n)}$ (MeV)	$U_0^{(p)}$ (MeV)	\bar{n}_n (fm^{-3})	\bar{n}_p (fm^{-3})	n_n^{bg} (fm^{-3})	n_n^{f} (fm^{-3})	$m_{n,\text{bg}}^{\oplus}/m_n$	$m_{p,\text{bg}}^{\oplus}/m_p$
0.5	20	-16.8	-12.1	-2.10×10^{-3}	-5.32	0.020	0.020	4.41×10^{-8}	0	1.000	1.000
0.4	22	-7.11	-22.1	-3.93×10^{-5}	-5.26	0.024	0.016	3.29×10^{-8}	0	1.000	1.000
0.3	25	0.15	-34.1	-2.49×10^{-2}	-5.36	0.028	0.012	8.18×10^{-5}	5.86×10^{-6}	1.000	1.000
0.2	26	4.80	-43.5	-2.69	-16.8	0.032	0.008	7.04×10^{-3}	4.06×10^{-3}	0.973	0.989
0.1	33	7.83	-51.7	-8.25	-34.3	0.036	0.004	2.05×10^{-2}	1.30×10^{-2}	0.925	0.969

from the momentum densities as

$$P_q(t) = \hbar \int_0^a j_{z,q}(z, t) dz. \quad (38)$$

Here, P_{tot} denotes the sum of the neutron and proton linear momenta, $P_{\text{tot}} = P_n + P_p$. The rate of change of the total momentum coincides with the total force exerting on the system, $\dot{P}_{\text{tot}}(t) = eN_p E_z(t)$.

In this way, in principle, one can deduce the collective mass of a nuclear cluster immersed in a sea of dripped neutrons from a time-dependent response of the system to the external force. From the collective mass of a cluster, one can estimate the number of effectively bound (bound + entrained) neutrons, which, in turn, defines the rest—the conduction neutrons—moving freely in the crystalline potential. We will discuss this point in Sec. IV C.

F. Computational details

The Bloch orbitals along z coordinate (normal to the slab) are represented on uniform grid points in real space. The grid spacing is set to $\Delta z = 0.5 \text{ fm}^3$. First and second spatial derivatives are evaluated with the 9-point finite difference formulas. The Coulomb potential is computed with fast Fourier transforms. We discretize k_{\parallel} below the Fermi energy with a $\Delta k_{\parallel} = 0.01 \text{ fm}^{-1}$ step. In most cases, however, the Fermi energy lies in between the discretized values, i.e. $\varepsilon_{\alpha k_z k_{\parallel}^j}^{(q)} < \mu_q < \varepsilon_{\alpha k_z k_{\parallel}^{j+1}}^{(q)}$ ($k_{\parallel}^j \equiv j \Delta k_{\parallel}$). We thus add $\delta k_{\parallel} = k_{\parallel}^{\text{max}} - j \Delta k_{\parallel}$ to evaluate the integral over k_{\parallel} so that $\varepsilon_{\alpha k_z k_{\parallel}^{\text{max}}}^{(n)} = \mu_n$ is ensured. The first Brillouin zone,

$-\pi/a \leq k_z \leq \pi/a$, is discretized into N_{k_z} points. Note that actual calculations were carried out for $-\pi/a, \dots, 0, \dots, \pi/a$, i.e. $N_{k_z} + 1$ points, where $k_z = \pm \pi/a$ are treated equally with a factor 0.5, which is necessary to ensure $j_q = 0$ [cf. Eq. (15)] for static solutions. For the static calculations, we found that $N_{k_z} \geq 10$ provides results with negligible spurious finite-size effects. We note, however, that for dynamic calculations $N_{k_z} \geq 40$ turned out to be necessary to obtain convergent results, especially for neutron dripped systems. We thus set $N_{k_z} = 40$ in the present paper. A static solution of the Kohn-Sham equations is obtained by iterative diagonalizations of the single-particle Hamiltonian matrix for each set of $\mathbf{k} = (k_{\parallel}, k_z)$ until convergence of $\Delta E < 10^{-14} \text{ MeV}$ (energy change from the previous iteration) is achieved. For the time integration, we employ the 6th-order Taylor expansion method with a single predictor-corrector step. The time step is set to $\Delta t = 0.1 \text{ fm}/c$. In the calculations presented in this paper, the Coulomb exchange term in Eq. (16) has been neglected, which is expected to be a minor correction.

In practice, static calculations are performed without the external potential. We then dynamically switch on the uniform external electric field smoothly as a function of time, i.e. $E_z(t) = s(t, T, \eta) E_z$ for $0 \leq t \leq T$, where $s(t, T, \eta)$ is a switching function which varies smoothly from 0 to 1:

$$s(t, T, \eta) = \frac{1}{2} + \frac{1}{2} \tanh \left[\eta \tan \left(\frac{\pi t}{T} - \frac{\pi}{2} \right) \right], \quad (39)$$

where η and T are parameters that control the speed and the duration of the variation, respectively. In the present study, $\eta = 2$ and $T = 1,500 \text{ fm}/c$ are used for isolated slabs (the $Y_p = 0.5$ and 0.4 cases), while $\eta = 1$ and $T = 2,000 \text{ fm}/c$ are used for neutron dripped systems (the $Y_p = 0.3, 0.2,$ and 0.1 cases). Without the switching function, we found that the electric field induces an isovector-type oscillation mode (with a period of $\approx 200 \text{ fm}/c$). The strength of the external force (per unit area) is set to $F_z = eE_z = 10^{-3} \text{ MeV}/\text{fm}^3$.

III. NUMERICAL RESULTS

In this section, we present the results of static and dynamic self-consistent band calculations for the slab phase of nu-

³ To decide the grid spacing Δz , we carried out static calculations for a neutron-dripped system (the $n_B = 0.4, Y_p = 0.1$ case), changing $\Delta z \approx 0.2 - 1.0 \text{ fm}$. We confirmed that the total energy per nucleon (E/A) is converging with decreasing Δz and found that $\Delta z = 0.5 \text{ fm}$ already achieves a 0.01% (0.1 keV) accuracy. Based on this observation, we decided to set $\Delta z = 0.5 \text{ fm}$ in the present work.

clear matter. Under a realistic β -equilibrium condition, the slab phase may emerge at a bottom layer of the inner crust close to the crust-core transition at baryon density, $\bar{n}_b \simeq 0.07\text{--}0.09\text{ fm}^{-3}$, with tiny proton fraction, $Y_p \simeq 0.02\text{--}0.03$ [22]. In this work, however, we restrict ourselves to the cases at a fixed baryon density, $\bar{n}_b = 0.04\text{ fm}^{-3}$, with different proton fractions from $Y_p = 0.1$ to 0.5. Those conditions allow us to investigate from isolated slabs, where all nucleons are localized inside the slabs, to slabs immersed in a sea of dripped neutrons, similar to the situation encountered in the inner crust of neutron stars. Various values that characterize those systems are summarized in Table I.

A. Isolated slabs: $Y_p = 0.5$ and 0.4

As a proof of principle, let us first investigate isolated slabs in a vacuum, i.e. without dripped neutrons, that correspond to the $Y_p = 0.5$ and 0.4 cases. To find the optimal slab period a , static band calculations were carried out for various values of a . To the accuracy determined by the grid spacing, we find that $a = 20\text{ fm}$ and 22 fm correspond to the lowest energy configuration for $Y_p = 0.5$ and 0.4, respectively. As an example, we show in Fig. 3 some static properties of the system with $Y_p = 0.4$. Figure 3(a) shows density profiles of neutrons (solid line) and protons (dashed line) as a function of z coordinate normal to the slab. In this case, both neutrons and protons are localized within the slab. The density distributions exhibit ‘neutron skin,’ analogous to a neutron-rich finite nucleus. In Fig. 3(b), the mean-field potentials, $U^{(q)}(z)$, for neutrons (solid line) and protons (dashed line) are shown as a function of z coordinate. While the global structure is similar to one another, the potential for protons is slightly deeper than that for neutrons, because of the neutron richness and the presence of background electrons. Since occupied orbitals in this case are well localized, the Bragg scattering does not play any role and the system does not manifest band structure. It is visible in Fig. 3(c), where neutron single-particle energies are shown as a function of the Bloch wave number k_z within the first Brillouin zone, $-\pi/a \leq k_z \leq \pi/a$, for $k_{\parallel} = 0$. In the figure, occupied levels are represented by solid lines, while unoccupied levels are indicated by dashed lines. The band index runs from the lowest level to higher ones, i.e. $\varepsilon_{1,k_z}^{(n)} < \varepsilon_{2,k_z}^{(n)} < \dots$, and the lowest three levels ($\alpha = 1, 2,$ and 3) are occupied in the present case. The maximum value of the nuclear potential $U_0^{(n)}$ and the neutron Fermi energy μ_n are indicated by arrows. Indeed, all the occupied levels in this case are within the nuclear potential (i.e., $\mu_n < U_0^{(n)}$). As a result, those occupied states are well localized, and there is essentially no k_z dependence in the single-particle energies. We note that unoccupied states with energies above $U_0^{(n)}$, which extend spatially outside the slabs, exhibit band structure. (We will come back to this point when we analyze slabs with dripped neutrons in Sec. III B.) Note that each single-particle energy also has k_{\parallel} dependence as shown in Fig. 3(d), where $\varepsilon_{\alpha k}^{(n)}$ are shown as a function of k_{\parallel} . Occupied states are those below the Fermi energy, indicated by a horizontal dashed line (i.e. $\varepsilon_{\alpha k}^{(n)} < \mu_n$).

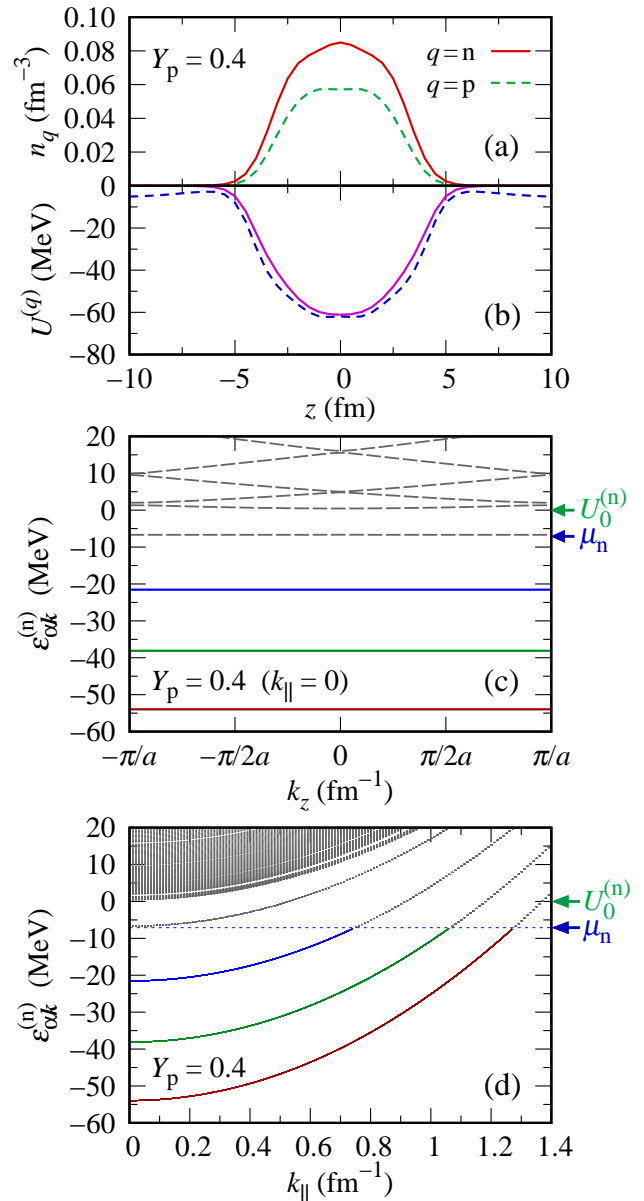


FIG. 3. Results of static self-consistent band calculations for the system of isolated slabs with proton fraction $Y_p = 0.4$ at baryon density $\bar{n}_b = 0.04\text{ fm}^{-3}$. In panels (a) and (b), density distributions and the mean-field potentials are shown, respectively, as a function of z coordinate, for neutrons (solid line) and for protons (dashed lines). In panels (c) and (d), neutron single-particle energies $\varepsilon_{\alpha k}^{(n)}$ are shown. In panel (c), $\varepsilon_{\alpha k}^{(n)}$ for $k_{\parallel} = 0$ are shown as a function of the Bloch wave number k_z within the first Brillouin zone, $-\pi/a \leq k_z \leq \pi/a$. In panel (d), $\varepsilon_{\alpha k}^{(n)}$ are shown as a function of k_{\parallel} (energies for all k_z values are shown). In those panels, the neutron Fermi energy μ_n and the maximum value of the mean-field potential for neutrons $U_0^{(n)}$ are indicated by arrows. Occupied levels are shown by solid lines, while unoccupied levels are also indicated by dashed lines.

Next, we show the results of time-dependent self-consistent band calculations for the $Y_p = 0.5$ and 0.4 cases in Figs. 4 and 5. In both figures, the results for the $Y_p = 0.5$ case are represented by solid lines, while those for the $Y_p = 0.4$ case are represented by dashed lines. In Figs. 4(a), 4(b), and 4(c), we show, respectively, acceleration of protons, $a_p(t)$, time deriva-

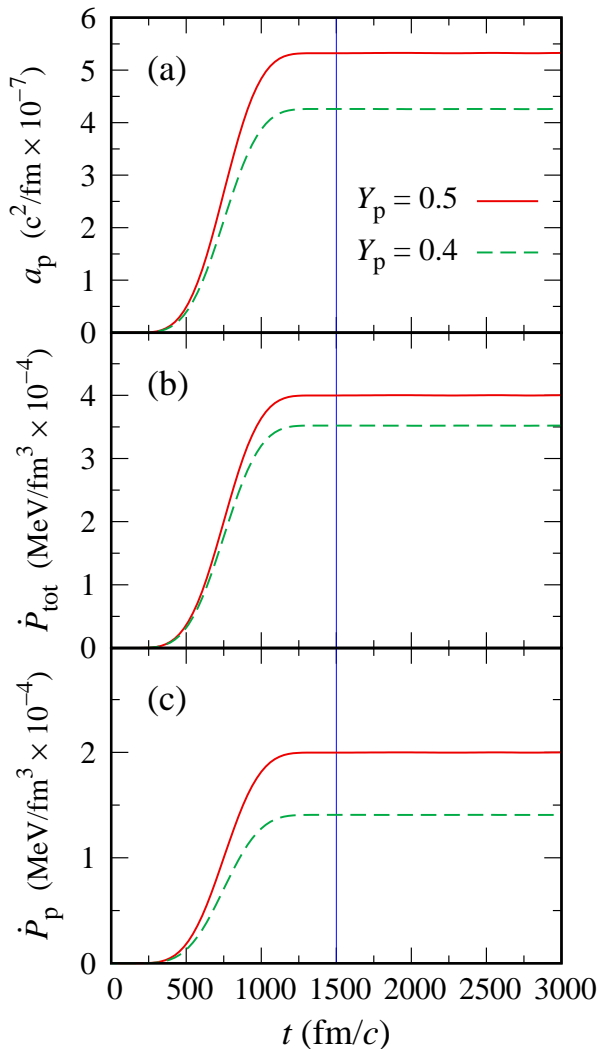


FIG. 4. Results of TDDFT calculations for the systems of isolated slabs with proton fractions $Y_p = 0.5$ (solid line) and 0.4 (dashed line) at baryon density $\bar{n}_b = 0.04 \text{ fm}^{-3}$. In panel (a), acceleration of the center-of-mass position of protons, $a_p(t)$, is shown, while time derivative of the linear momentum (per unit area) of the whole system, $\dot{P}_{\text{tot}}(t)$, and that of protons, $\dot{P}_p(t)$, are shown in panels (b) and (c), respectively, as a function of time. The vertical line indicates the time up to which the external force is turned on.

tive of the total linear momentum, $\dot{P}_{\text{tot}}(t)$, and time derivative of the proton linear momentum, $\dot{P}_p(t)$, as a function of time. As mentioned in Sec. II F, we introduce the external force gradually as a function of time for a time interval $t = 0$ – $1500 \text{ fm}/c$ (the end time is indicated by a vertical line). It means that after $t = 1500 \text{ fm}/c$, the force exerting on protons is constant. As can be seen from the figure, the slabs in both systems show constant acceleration motion after $t = 1500 \text{ fm}/c$, as expected. By taking the ratios of those quantities, we can obtain the collective masses, according to Eqs. (36) and (37).

Figure 5 shows the extracted collective masses (per unit area) as a function of time. In Figs. 5(a) and 5(b), the collective mass of the slab, $M_{\text{slab}}(t)$, and that of protons, $M_p(t)$, are presented, respectively. To make a comparison of the re-

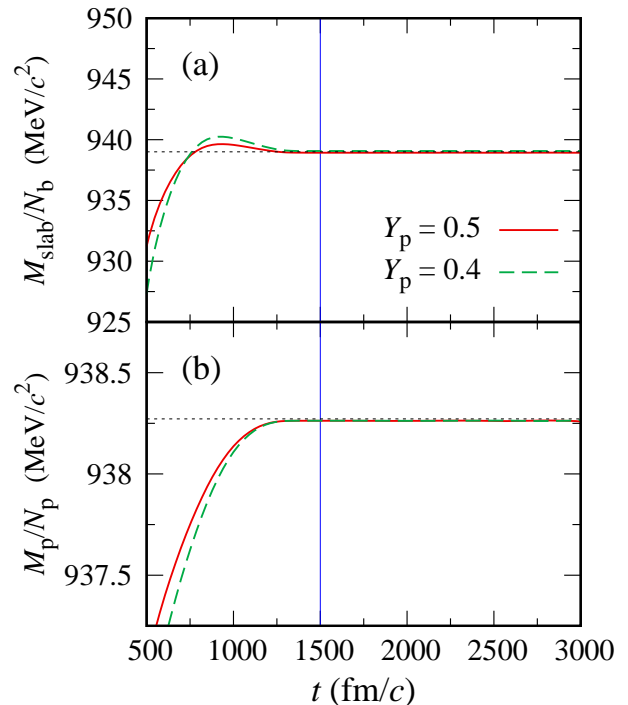


FIG. 5. Results of TDDFT calculations for the systems of isolated slabs with proton fractions $Y_p = 0.5$ (solid line) and 0.4 (dashed line) at baryon density $\bar{n}_b = 0.04 \text{ fm}^{-3}$. In panels (a) and (b), the collective mass per nucleon of a slab, $M_{\text{slab}}(t)/N_b$, and that of protons, $M_p(t)/N_p$, are shown, respectively, as a function of time. The vertical line indicates the time up to which the external force is turned on. The horizontal dotted line in panels (a) and (b) represents the average bare nucleon mass and the bare proton mass, respectively.

sults for different proton fractions, the collective masses are divided by the total number of baryons N_b or protons N_p (per unit area) in the unit cell. From the figure, we find that the extracted collective masses are fairly stable after $t = 1500 \text{ fm}/c$, where the external force is constant. The extracted masses agree very well with the average baryon mass in Fig. 5(a) and with the bare proton mass in Fig. 5(b), which are indicated by horizontal dotted lines, as they should be. We note that $M_{\text{slab}}(t)$ and $M_p(t)$ show different behavior for $t < 1500 \text{ fm}/c$, where the strength of the external force is increasing as a function of time. It is because of the fact that the external force exerts only on protons, and neutrons have to follow protons' motion dynamically through mutual interactions that gives rise to a slight delay of its response to the force. The results clearly show that our real-time method works properly for isolated slabs.

B. Neutron-dripped slabs: $Y_p = 0.3, 0.2$, and 0.1

In this section, we repeat the same analysis as in Sec. III A for the systems of slabs with dripped neutrons, i.e. the $Y_p = 0.3, 0.2$, and 0.1 cases. From static band calculations, we find that the optimal slab period to be $a = 25 \text{ fm}$, 26 fm , and 33 fm for the $Y_p = 0.3, 0.2$, and 0.1 cases, respectively. We note that the $Y_p = 0.3$ case lies close to the border between

isolated and neutron-dripped systems. As the proton fraction decreases further, substantial portion of neutrons are dripped out and the slabs are immersed in a sea of dripped neutrons.

As an illustrative example, we show in Fig. 6(a) density distributions of neutrons (solid line) and protons (dashed line) as a function of z coordinate for the $Y_p = 0.1$ case. Note that since the baryon density is fixed to $\bar{n}_b = 0.04 \text{ fm}^{-3}$, the total number of protons decreases with the proton fraction. From the figure, it is evident that there exist dripped neutrons outside the slab. Comparing with Fig. 3(a), the width of the slab is slightly wider, which is partly due to the lesser number of protons that attract neutrons to the slab. Since the dripped neutrons extend spatially over the whole space, they are affected by the Bragg scattering off the periodic potential and the corresponding energy levels manifest band structure.

In Fig. 6(b), the mean-field potentials for neutrons (solid line) and protons (dashed line) are shown as a function of z coordinate for the $Y_p = 0.1$ case. The potential for neutrons (protons) is shallower (deeper) than the $Y_p = 0.4$ case shown in Fig. 3(b), due to smaller (larger) number of protons (neutrons). A characteristic feature of a neutron-dripped system is that the nuclear potentials are negative even outside the slabs. The potential for protons is much deeper than that for neutrons, while the depth (i.e., difference between the minimum and the maximum values) is similar in magnitude (roughly 40 MeV in the present case).

In Fig. 6(c), we show the neutron single-particle energies as a function of the Bloch wave number k_z for $k_{\parallel} = 0$. As in Fig. 3(c), occupied levels are shown by solid lines, while unoccupied levels are indicated by dashed lines. Note that the last occupied level ($\alpha = 11$) is partially filled, which would allow neutrons in that level to flow without a band gap even for the z direction. The states below the maximum value of the nuclear potential $U_0^{(n)}$ are localized inside the slabs and their energies have no k_z dependence [cf. the lowest four levels in Fig. 6(c)]. On the other hand, the levels with higher energies exhibit k_z -dependent band structure, indicating that the corresponding single-particle wave functions extend spatially outside the slabs. Those energy levels exhibit a small band gap at $k_z = 0$ and $\pm\pi/a$ of the order of tens to hundreds of keV, depending on a pair of the bands (cf. Fig. 10). Figure 6(d) depicts the parabolic k_{\parallel} dependence of $\varepsilon_{\alpha k}^{(n)}$, showing both occupied (solid lines) and unoccupied (dashed lines) states.

We shall now turn to the results of dynamic calculations. In Figs. 7(a), 7(b), and 7(c), we show, respectively, acceleration of protons, $a_p(t)$, time derivative of the total linear momentum, $\dot{P}_{\text{tot}}(t)$, and time derivative of the proton linear momentum, $\dot{P}_p(t)$, as a function of time. The end time for switching-on the external force (2,000 fm/c for the neutron-dripped systems), is indicated by a vertical line. From the figure, we find again that the slab shows constant acceleration motion after $t = 2,000 \text{ fm}/c$, especially for the $Y_p = 0.3$ and 0.2 cases. For the $Y_p = 0.1$ case, $a_p(t)$ and $\dot{P}_p(t)$ shown in Figs. 7(a) and 7(c), respectively, are not precisely constant even when the external force is constant. It is caused by the presence of dripped neutrons, which fluctuates due to the acceleration motion of the slab, and some part of the linear momentum is transferred between protons and dripped neutrons. Since the fluctuation

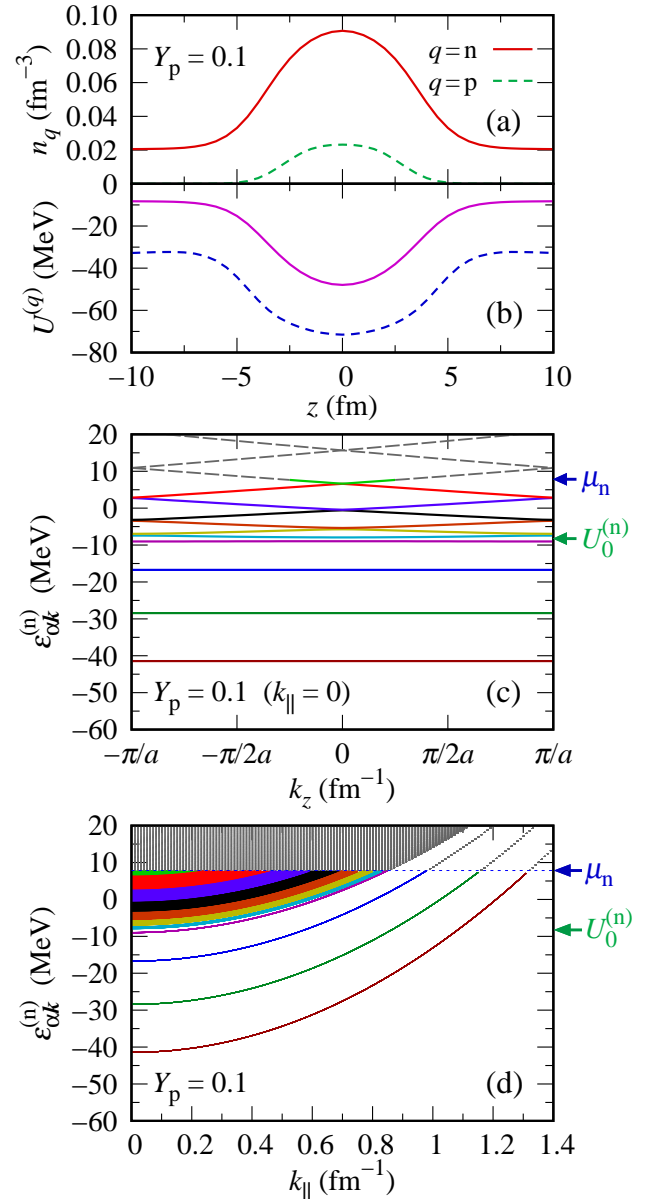


FIG. 6. Same as Fig. 3, but for the system of slabs immersed in dripped neutrons with proton fraction $Y_p = 0.1$ at baryon density $\bar{n}_b = 0.04 \text{ fm}^{-3}$. In panels (c) and (d), solid lines show occupied levels, while unoccupied levels are also indicated by dashed lines.

is small, we can quantitatively analyze the collective masses for the $Y_p = 0.1$ case as well.

In Fig. 8, we show the collective masses (per unit area) as a function of time for the $Y_p = 0.3, 0.2,$ and 0.1 cases. In Figs. 8(a) and 8(b), respectively, the collective mass of the slab, $M_{\text{slab}}(t)$, and that of protons, $M_p(t)$, are shown. [The panel (c) will be discussed in the next section.]

In order to analyze the results, we here introduce a simple reference for comparison. A naive estimate of the mass of the slab may be given by the total mass of “energetically bound” nucleons (per unit area)

$$M_{\text{e.b.}} = \sum_q m_q N_q^{\text{e.b.}}, \quad (40)$$

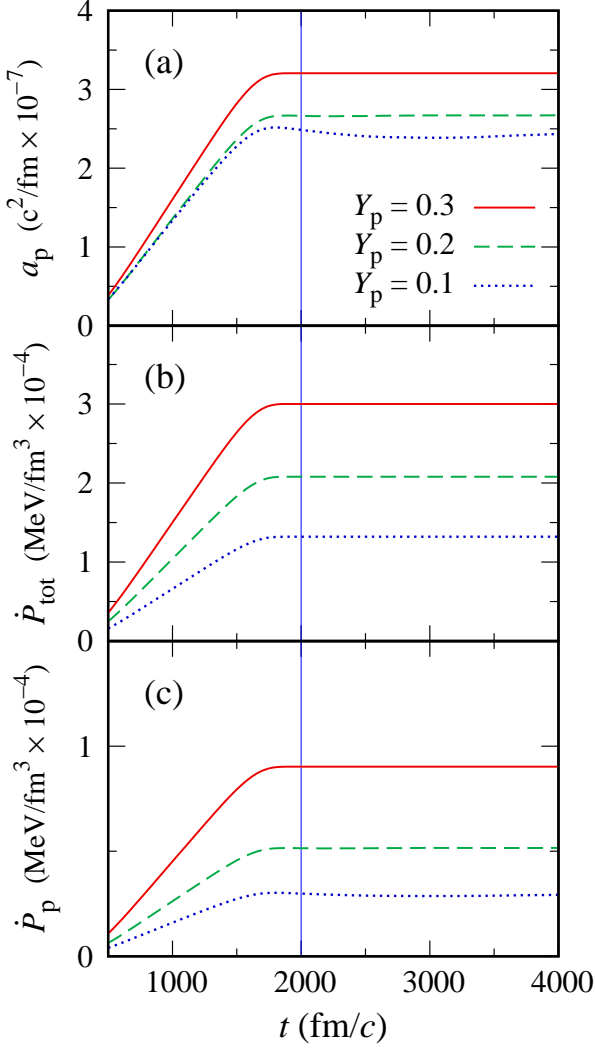


FIG. 7. Same as Fig. 4, but for the systems of slabs immersed in dripped neutrons with proton fractions $Y_p = 0.3$ (solid line), 0.2 (dashed line), and 0.1 (dotted line) at baryon density $\bar{n}_b = 0.04 \text{ fm}^{-3}$. The vertical line indicates the time up to which the external force is turned on.

where a simplistic distinction is made with regard to the kinetic energy in the z direction. Namely, the number of energetically bound nucleons per unit area, $N_q^{\text{e.b.}}$, is evaluated by integrating the density of nucleons within the nuclear potential (i.e., $e_{\alpha\mathbf{k}}^{(q)} \leq U_0^{(q)}$) over the unit cell [22]:

$$N_q^{\text{e.b.}} \equiv \frac{1}{N_{k_z}} \sum_{\alpha, k_z} \int \frac{k_{\parallel}}{\pi} \theta(\mu_q - \varepsilon_{\alpha\mathbf{k}}^{(q)}) \theta(U_0^{(q)} - e_{\alpha\mathbf{k}}^{(q)}) dk_{\parallel}, \quad (41)$$

where the normalization condition (5) was used. Note that the single-particle energies here are defined by

$$e_{\alpha\mathbf{k}}^{(q)} \equiv \varepsilon_{\alpha\mathbf{k}}^{(q)} - \frac{1}{a} \int_0^a u_{\alpha\mathbf{k}}^{(q)*}(z) \frac{\hbar^2 k_{\parallel}^2}{2m_q^{\oplus}(z)} u_{\alpha\mathbf{k}}^{(q)}(z) dz, \quad (42)$$

removing the kinetic energy (per unit area) associated with the motion parallel to the slabs (along x and y directions), in accordance with a prescription proposed in Ref. [22]. There

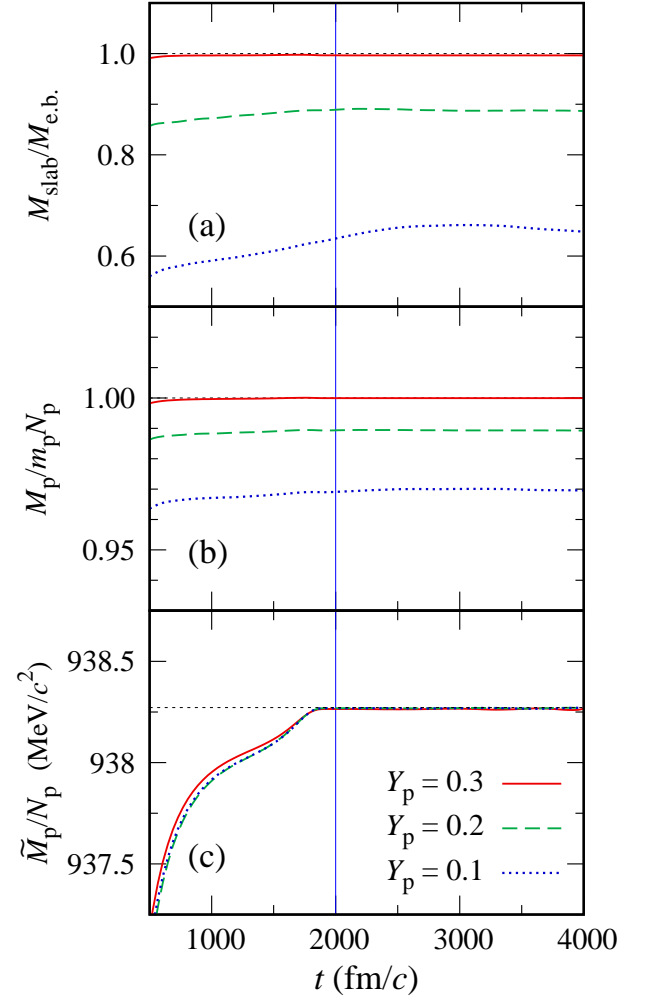


FIG. 8. Results of TDDFT calculations for the systems of slabs immersed in dripped neutrons with proton fractions $Y_p = 0.3$ (solid line), 0.2 (dashed line), and 0.1 (dotted line) at baryon density $\bar{n}_b = 0.04 \text{ fm}^{-3}$ are shown as a function of time. In panel (a), the ratio of the collective mass of a slab, $M_{\text{slab}}(t)$, to the mass of “energetically bound” nucleons, $M_{\text{e.b.}}$, is shown. In panel (b), the ratio of the collective mass of protons, $M_p(t)$, to the total mass of protons, $m_p N_p$, is shown. In panel (c), the collective mass of protons evaluated with a modified momentum density, $\tilde{M}_p(t) = (1/a_p(t)) d\tilde{P}_p(t)/dt$, divided by the total number of protons, is presented (See Sec. IV A for details). All the quantities are evaluated per unit area and it does not affect their ratios. The vertical line indicates the time up to which the external force is turned on.

hold $N_n^{\text{e.b.}} \leq N_n$ and $N_p^{\text{e.b.}} = N_p$ in the present case. We note that those nucleons are considered to be bound in z direction, while they are essentially free in x and y directions parallel to the slabs. Using the same argument, an estimate of the number of “free” or “energetically unbound” neutrons N_q^{f} may be given by an equation similar to Eq. (41) with the theta function $\theta(e_{\alpha\mathbf{k}}^{(q)} - U_0^{(q)})$ or $N_q^{\text{f}} = N_q - N_q^{\text{e.b.}}$. This defines also the number density $n_n^{\text{f}} = N_n^{\text{f}}/a$ of the “free” neutrons.

In Fig. 8(a) plotted is the ratio of the dynamically obtained collective mass of the slab, M_{slab} , to the reference mass of the “energetically bound” nucleons, $M_{\text{e.b.}}$. We find intriguing behavior distinct from the isolated slabs discussed in Sec. III A.

TABLE II. The extracted collective masses for the systems of slabs immersed in dripped neutrons with proton fractions $Y_p = 0.3, 0.2,$ and 0.1 at baryon density $\bar{n}_b = 0.04 \text{ fm}^{-3}$. The collective mass of protons, M_p , is shown in the second and the third columns relative to: $m_p N_p$, the total mass of protons, and $m_{p,\text{bg}}^\oplus N_p$, the total microscopic effective mass of protons in background neutron density, respectively. The collective mass of a slab, M_{slab} , is shown in the fourth and the fifth columns relative to: $M_{e.b.} = m_p N_p + m_n N_n^{e.b.}$, the total mass of “energetically bound” nucleons, and $M_{e.b.}^\oplus = m_{p,\text{bg}}^\oplus N_p + m_{n,\text{bg}}^\oplus N_n^{e.b.}$, the total microscopic effective mass of energetically bound nucleons, respectively [see Eq. (41) for the definition of $N_q^{e.b.}$]. M_{slab} and M_p are mean values averaged over a time interval from 2,000 fm/c to 4,000 fm/c, during which the external force is constant.

Y_p	$M_p/m_p N_p$	$M_p/m_{p,\text{bg}}^\oplus N_p$	$M_{\text{slab}}/M_{e.b.}$	$M_{\text{slab}}/M_{e.b.}^\oplus$
0.3	1.000	1.000	0.997	0.997
0.2	0.989	1.000	0.888	0.910
0.1	0.970	1.001	0.655	0.703

As shown in Fig. 8(a), the extracted collective mass of the slab is noticeably reduced by more than 10% and 35% for the $Y_p = 0.2$ and 0.1 cases, respectively. Fig. 8(b) shows the collective mass of protons, divided by the total mass of protons per unit area. We find from Fig. 8(b) that the collective mass of protons is also reduced, although by a smaller amount. In the next section, we shall explore the cause of the reduction of the collective masses, observed in the neutron-dripped systems.

IV. DISCUSSION

A. The collective mass of protons

Let us first discuss the reason why the collective mass of protons is reduced by a few percent as compared to the seemingly well-defined total mass of protons, $m_p N_p$; see Fig. 8(b) and the second column of Table II. Actually, we find that the reduction is caused by the density-dependent microscopic effective mass. Namely, the extracted collective mass is very close to the total effective mass of protons,

$$M_p \simeq m_{p,\text{bg}}^\oplus N_p, \quad (43)$$

where $m_{p,\text{bg}}^\oplus \equiv m_p^\oplus [n_n^{\text{bg}}]$ is the microscopic proton effective mass at the background neutron density, n_n^{bg} ; see the third column of Table II. It is not obvious since the microscopic proton effective mass should be much smaller inside the slabs, where nucleon density is higher than the outside. Our time-dependent simulations suggest that protons inside a nuclear cluster behave as if they have the microscopic effective mass in uniform background neutron matter.

The source of reduction can be inferred by analyzing the continuity equations within the Skyrme TDDFT approach. Note that the discussion here is applicable to any shape of nuclear cluster (not necessary a slab), and the equations below are written in a 3D coordinate system. As usual, the total

momentum density satisfies the continuity equation,

$$\frac{\partial \rho(\mathbf{r}, t)}{\partial t} + \hbar \nabla \cdot \mathbf{j}(\mathbf{r}, t) = 0, \quad (44)$$

where $\rho(\mathbf{r}, t) = \sum_q m_q n_q(\mathbf{r}, t)$ is the nucleon mass density. On the other hand, each component (for neutrons or protons) of the momentum densities does not satisfy the ordinary continuity equation, due to mutual interactions between the two species. By carefully taking the time derivative of the mass density, and using the explicit form of the TDKS equations, one can derive the following continuity equations for neutrons ($q = n$) or protons ($q = p$) [52, 53]:

$$\frac{\partial \rho_q(\mathbf{r}, t)}{\partial t} + \hbar \nabla \cdot \mathbf{p}_q(\mathbf{r}, t) = 0, \quad (45)$$

where the modified momentum density is defined by

$$\mathbf{p}_q(\mathbf{r}, t) \equiv \frac{m_q}{m_q^\oplus(\mathbf{r}, t)} \mathbf{j}_q(\mathbf{r}, t) + \frac{m_q}{\hbar^2} n_q(\mathbf{r}, t) \mathbf{I}_q(\mathbf{r}, t), \quad (46)$$

or more explicitly,

$$\begin{aligned} \mathbf{p}_q(\mathbf{r}, t) = & \mathbf{j}_q(\mathbf{r}, t) + q \frac{2m_q}{\hbar^2} (C_0^\tau - C_1^\tau) n_n(\mathbf{r}, t) n_p(\mathbf{r}, t) \\ & \times \left(\frac{\mathbf{j}_p(\mathbf{r}, t)}{n_p(\mathbf{r}, t)} - \frac{\mathbf{j}_n(\mathbf{r}, t)}{n_n(\mathbf{r}, t)} \right), \end{aligned} \quad (47)$$

where $q = +1$ for protons and $q = -1$ for neutrons. The additional term stems from mutual friction which is associated with a velocity lag between the different species [cf. the second term in Eq. (47)]. It should be remarked that it is closely related to the so-called entrainment matrix and the isovector effective mass and, thus, the enhancement factor of the energy-weighted sum rule, as shown in Ref. [53]. Neglecting the small difference between neutron and proton masses, the additional term cancels out when we take the sum, giving rise to the usual total momentum density, i.e. $\sum_q \mathbf{p}_q(\mathbf{r}, t) = \mathbf{j}(\mathbf{r}, t)$. We have confirmed that a modified proton collective mass defined by $\widetilde{M}_p(t) \equiv (1/a_p(t)) d\widetilde{P}_p(t)/dt$, with $\widetilde{P}_p(t) \equiv \hbar \int_0^a p_{z,p}(z, t) dz$, coincides with the total bare proton mass, as shown in Fig. 8(c). It is because of the fact that the modified momentum density does satisfy the continuity equation (45). This observation suggests that the reduction of the proton collective mass observed in Fig. 8(b) and the second column of Table II is caused by the velocity difference between protons and background neutrons.

B. Counterflow of “anti-entrained” neutrons

Next, we discuss the sizable reduction of the collective mass of the slab, M_{slab} , observed in Fig. 8(a). The discussion in Sec. IV A indicates that the microscopic effective mass plays a certain role in the reduction of the collective masses. Naively, one may assume that all the “energetically bound” neutrons also move with their microscopic effective mass in the background neutron density, as found for protons as shown

in Sec. IV A. With this assumption, the collective mass of the slab may be estimated by $M_{e.b.}^{\oplus} \equiv m_{p,bg}^{\oplus} N_p + m_{n,bg}^{\oplus} N_n^{e.b.}$ with $m_{n,bg}^{\oplus} = m_n [n_n^{bg}]$. In the fifth column of Table II, the ratio, $M_{slab}/M_{e.b.}^{\oplus}$, is displayed. If this hypothesis works, the ratio should be unity for all Y_p . Apparently, the ratio becomes substantially smaller than unity especially for $Y_p = 0.1$, meaning that the observed reduction of the collective mass of the slab cannot be explained solely by the microscopic effective mass. It indicates that there exists some other mechanism that reduces the collective mass of the slab immersed in a sea of dripped neutrons, e.g., some effects of hydrodynamic origin (cf. Ref. [21]) and/or those associated with the Bragg scattering of dripped neutrons by the periodic potential, i.e., band structure effects.

A great advantage of using the real-time approach is that it allows us to gain intuitive understanding of complex many-body dynamics. Indeed, from the time-dependent response of the system to the external force, we find the cause of the reduction. In Fig. 9, we show the time evolution of the current density (in units of $c \text{ fm}^{-3}$, i.e., the momentum density is multiplied by the factor \hbar/m_q) in the z - t plane for the $Y_p = 0.1$ case. In Figs. 9(a) and 9(b), the current densities of neutrons and protons, $j_{z,n}$ and $j_{z,p}$, are shown, respectively. In the figure, a trajectory of the center-of-mass position of protons, $Z_p(t)$, is also indicated by a dashed curve. The external force is oriented towards the positive- z direction, which is smoothly turned on from 0 to 2,000 fm/c , and the end time is indicated by a horizontal line.

In Figs. 9(a) and 9(b), the yellow to red colored area (around $z = 0$, close to the slab) corresponds to the region where the current density is positive, i.e., both neutrons and protons around the slab flow towards the same direction as the external force, as expected. The magnitude of the current density increases with time, and one can indeed see a slight movement of the slab towards positive- z direction (see the dashed line). As is evident from Fig. 9(a), however, the neutron current density becomes actually negative outside the slab (indicated by cyan to blue colored area). It means that the dripped neutrons outside the slab flows towards the direction opposite to the external force. Since the ‘‘counterflow’’ of neutrons reduces the magnitude as well as the rate of increase of the total linear momentum, it results in the reduction of the collective mass of the slab [cf. Eq. (36)]. The counterflow indicates that a part of dripped neutrons is coupled to the periodic potential of the slabs, but in a way opposite to the original picture of the entrainment effect. Namely, in the rest frame of the slabs, for instance, the band structure acts as lubricant for the dripped neutrons. We may call it an ‘‘anti-entrainment effect.’’ The emergence of the neutron counterflow could be qualitatively attributed to a band structure effect, as discussed in Sec. IV C.

C. Conduction neutron density and macroscopic effective mass

While we observe the anti-entrainment effect in our time-dependent simulations, a static formalism has been utilized in the literature [3, 22]. In the following, we demonstrate that the results of our dynamic calculations are consistent with the

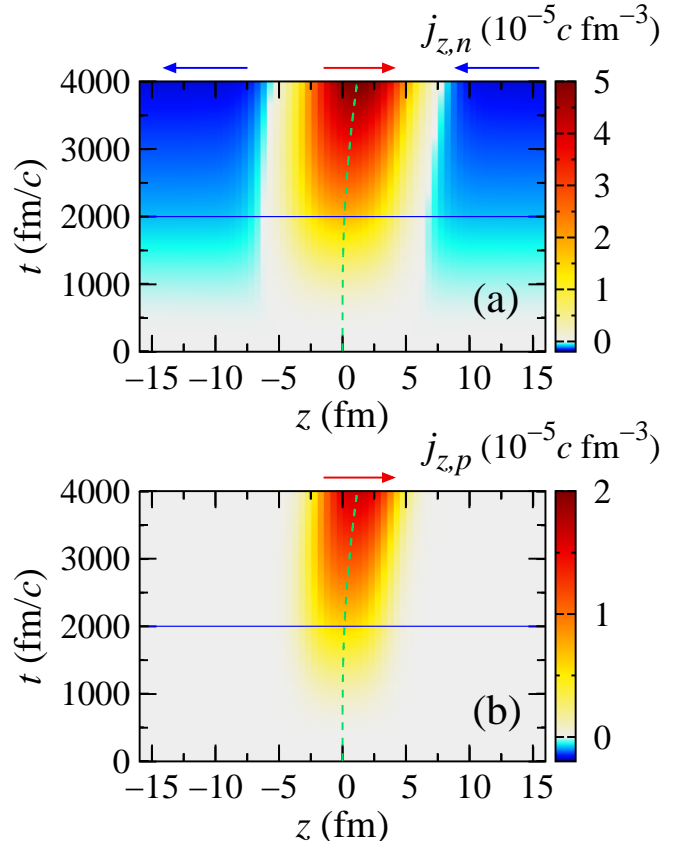


FIG. 9. Results of TDDFT calculations for the $Y_p = 0.1$ case at baryon density $\bar{n}_b = 0.04 \text{ fm}^{-3}$. In panels (a) and (b), the current densities of neutrons and protons, $j_{z,n}$ and $j_{z,p}$, are shown in the z - t plane, respectively, in the units of $c \text{ fm}^{-3}$. The green dashed curve represents the trajectory of the center-of-mass position of protons, $Z_p(t)$. The blue horizontal line indicates the time up to which the external force is turned on. The arrows at the top of those panels guide the directions of the currents.

static approach.

1. Static approach

In the static approach [3, 22], the entrainment effect has been discussed in terms of the mobility coefficients, $\mathcal{K}_{\mu\nu}$, the conduction neutron number density, n_n^c , and the corresponding ‘‘macroscopic’’ effective mass of neutrons, m_n^* . The mobility coefficients are defined by

$$\mathcal{K}_{\mu\nu}^{(n)} = 2 \sum_{\alpha\mathbf{k}}^{\text{occ.}} \left(m_{n,\alpha\mathbf{k}}^{*-1} \right)_{\mu\nu}, \quad (48)$$

where

$$\left(m_{n,\alpha\mathbf{k}}^{*-1} \right)_{\mu\nu} = \frac{1}{\hbar^2} \frac{\partial^2 \varepsilon_{\alpha\mathbf{k}}^{(n)}}{\partial k_\mu \partial k_\nu}. \quad (49)$$

is the inverse of the so-called macroscopic effective mass tensor. It is noted here that for a uniform neutron matter

with density n the macroscopic effective mass tensor coincides with the *microscopic* effective mass $m_n^\oplus = m_n^\oplus[n]$, i.e. $(m_{n,\alpha\mathbf{k}}^{*-1})_{\mu\nu} = \delta_{\mu\nu}/m_n^\oplus$ and $\mathcal{K}_{\mu\nu}^{(n)} = \delta_{\mu\nu}n_n/m_n^\oplus$.

Since energies of bound orbitals do not have \mathbf{k} dependence, their macroscopic effective mass tensor is divergently large, that is, $(m_{n,\alpha\mathbf{k}}^{*-1})_{\mu\nu} \approx 0$. In other words only such neutrons that belong to an energy band with \mathbf{k} dependence can contribute to the sum in the mobility coefficients (48). As it quantifies neutrons that can contribute to the conduction, it allows us to define the conduction neutron number density. Namely, for the slab phase under study, we may define the conduction neutron number density as

$$n_n^c \equiv m_{n,\text{bg}}^\oplus \mathcal{K}_{zz}^{(n)}, \quad (50)$$

by normalizing the mobility coefficient with the effective mass $m_{n,\text{bg}}^\oplus$ expected for neutrons in the uniform background. The mobility coefficient for z direction normal to the slabs reads:

$$\mathcal{K}_{zz}^{(n)} = \frac{1}{\pi L} \sum_{\alpha, k_z} \int k_{\parallel} \left(m_{n,\alpha\mathbf{k}}^{*-1} \right)_{zz} \theta(\mu_n - \varepsilon_{\alpha\mathbf{k}}^{(n)}) dk_{\parallel}. \quad (51)$$

The *macroscopic* effective mass of neutrons, m_n^* , can also be defined using the mobility coefficient. Namely, the macroscopic effective mass is introduced regarding that all the “free” neutrons with density n_n^f contribute to the conduction, but having an average effective mass, m_n^* , leading to the following definition:

$$n_n^f \equiv m_n^* K_{zz}^{(n)}. \quad (52)$$

Combining Eqs. (50) and (52), one finds a relation,

$$\frac{m_n^*}{m_{n,\text{bg}}^\oplus} = \frac{n_n^f}{n_n^c}. \quad (53)$$

The conduction neutron number density (50) and the corresponding macroscopic effective mass (53) obtained with the static approach are presented in the third and the fourth columns of Table III.

2. Time-dependent approach

As described in the previous section, the static approach requires an elaborated analysis of complex band structure. The complexity increases when one considers crustal phases with higher dimensions (e.g., rods and spheres) [3]. Here we show that we can easily estimate the conduction neutron number density from the collective masses obtained within the time-dependent approach. It offers an alternative and intuitive way of analyzing the band structure effect, which can be applied also for higher dimensions.

Since we have separately extracted the collective mass of a slab and that of protons, we can naturally define the collective mass of neutrons which are “effectively bound” to the slab as follows:

$$M_n^{\text{eff. bound}} = M_{\text{slab}} - M_p. \quad (54)$$

TABLE III. Results of static and dynamic self-consistent band calculations for the systems of slabs immersed in dripped neutrons with proton fractions $Y_p = 0.3, 0.2,$ and 0.1 at baryon density $\bar{n}_b = 0.04 \text{ fm}^{-3}$. The number density of dripped (or “free”) neutrons, $n_n^f [= \bar{n}_n - n_n^{\text{e.b.}}]$, where $n_n^{\text{e.b.}} = N_n^{\text{e.b.}}/a$; cf. Eq. (41)] is shown in the second column. The conduction neutron number density relative to the average neutron number density n_n^c/\bar{n}_n , and the corresponding macroscopic effective mass relative to the bare neutron mass m_n^*/m_n (53) are listed in the third to the fifth columns. The third and the fourth columns show those obtained with the static approach [Eq. (50)], while those obtained with the dynamic one [Eq. (57)] are shown in the fifth column.

Y_p	n_n^f/\bar{n}_n	Static		Dynamic
		n_n^c/\bar{n}_n	m_n^*/m_n	n_n^c/\bar{n}_n
0.3	2.09×10^{-4}	0.005	0.040	0.005
0.2	0.127	0.256	0.496	0.229
0.1	0.362	0.630	0.574	0.586

Here, “effectively bound” means both bound neutrons inside the slab and dripped neutrons part of which are entrained to the slab because of the band structure effect. We then quantify the number of effectively bound neutrons via the relation,

$$M_n^{\text{eff. bound}} = m_{n,\text{bg}}^\oplus N_n^{\text{eff. bound}}, \quad (55)$$

which defines the average number density of the effectively-bound neutrons,

$$n_n^{\text{eff. bound}} = \frac{N_n^{\text{eff. bound}}}{a} = \frac{M_n^{\text{eff. bound}}}{m_{n,\text{bg}}^\oplus a}. \quad (56)$$

Assuming that the conduction neutrons are the counterpart of the effectively-bound neutrons, the conduction neutron number density can be defined as follows:

$$n_n^c \equiv \bar{n}_n - n_n^{\text{eff. bound}}. \quad (57)$$

The conduction neutron number density (57) obtained from the time-dependent approach are presented in the fifth columns of Table III.

3. Comparison

In Table III, the results of static and dynamic calculations for $Y_p = 0.3, 0.2,$ and 0.1 are summarized. In the second column, the “free” neutron density [$n_n^f = \bar{n}_n - n_n^{\text{e.b.}}$, where $n_n^{\text{e.b.}} = N_n^{\text{e.b.}}/a$; cf. Eq. (41)] relative to the mean neutron number density \bar{n}_n is shown, as a reference density. In the third and the fifth columns, the conduction neutron number densities obtained with the static and the dynamic approaches [i.e., Eqs. (50) and (57)], are shown, respectively.

From Table III, we find that the results of the static and dynamic calculations reasonably agree with each other. The results indicate that the conduction neutron number density in the static approach tends to be slightly larger than that in the dynamic one (cf. the third and the fifth columns of Table III).

Note that we made assumptions for the effective mass of neutrons [Eqs. (50), (55), and (57)]. If the microscopic effective mass in the slab region contributes, where it takes a smaller value than that outside of the slabs, n_n^c would become smaller than current estimates. A possible prescription may be to take an average, $\bar{m}_n^\oplus = \frac{1}{N_n} \int m_n^\oplus(z) n_n(z) dz$, which we shall investigate for realistic proton fractions in future work.

In both static and dynamic calculations, the conduction neutron number density is found to be substantially larger than the “free” neutron number density. It means that neutrons are not actually entrained, but rather mobilized via the Bragg scattering by the periodic potential, at least in the slab phase of nuclear matter. This conclusion is consistent with the work of Ref. [22] where the static approach with a BCPM EDF [46] was employed. Note that the entrainment effect which is discussed for 3D lattices of spherical nuclear clusters [3] corresponds to a case of $n_n^c < n_n^f$ and $m_n^* > m_n^\oplus$, which implies that only a part of the “free” neutrons contribute to the conduction while the remaining part is bound to the lattice of clusters. Based on the newly-developed time-dependent approach, we have confirmed the conclusion of Ref. [22] and revealed the emergence of the neutron counterflow (as shown in Sec. IV B), which leads to a new interpretation as an “anti-entrainment” effect. Note that the static and time-dependent approaches focus on different aspects of the entrainment phenomenon. In the static approach the amount of neutrons that can actually conduct is analyzed. In contrast, in the time-dependent approach we focus on the complementary aspect, that is, the amount of neutrons which are effectively bound to the slabs that can not conduct. The agreement between the two approaches justify our assumption (57) and the interpretation.

Qualitatively, the observed anti-entrainment could be attributed to a band structure effect. Namely, the rate of change of the group velocity of dripped neutrons can be either positive or negative depending on the sign of the macroscopic effective mass tensor [cf. Eq. (49)]. It means that if the effective mass tensor is negative (i.e., the energy band is convex downward as a function of the Bloch wave number), the corresponding state is accelerated towards the direction opposite to the external force. It stems from the Bragg scattering which causes exchange of momentum between the periodic structure and the dripped neutrons.

In Fig. 10(h), we again show single-particle energies $\varepsilon_{\alpha k}^{(n)}$ for $k_{\parallel} = 0$ as a function of the Bloch wave number k_z within the first Brillouin zone, $-\pi/a \leq k_z \leq \pi/a$ [same as Fig. 6(c), but for $-15 \text{ MeV} \leq \varepsilon_{\alpha k}^{(n)} \leq 20 \text{ MeV}$]. The orbitals with $\varepsilon_{\alpha k}^{(n)} > U_0^{(n)}$ exhibit a band structure and, thus, contribute to the macroscopic effective mass. The contributions to the macroscopic effective mass come mainly from the center and the edge of the first Brillouin zone, where the second derivative of energy bands become substantial. For better visibility, magnified plots around the center and the edge of the first Brillouin zone are shown in panels (a)–(d) and (e)–(g), respectively. From the plots, one can clearly see that there are pairs of bands, having opposite signs of the second derivative, around the center and the edge of the first Brillouin zone. It explains why we observe the neutron counter flow which flows opposite to the external force, as a part of dripped neutrons has

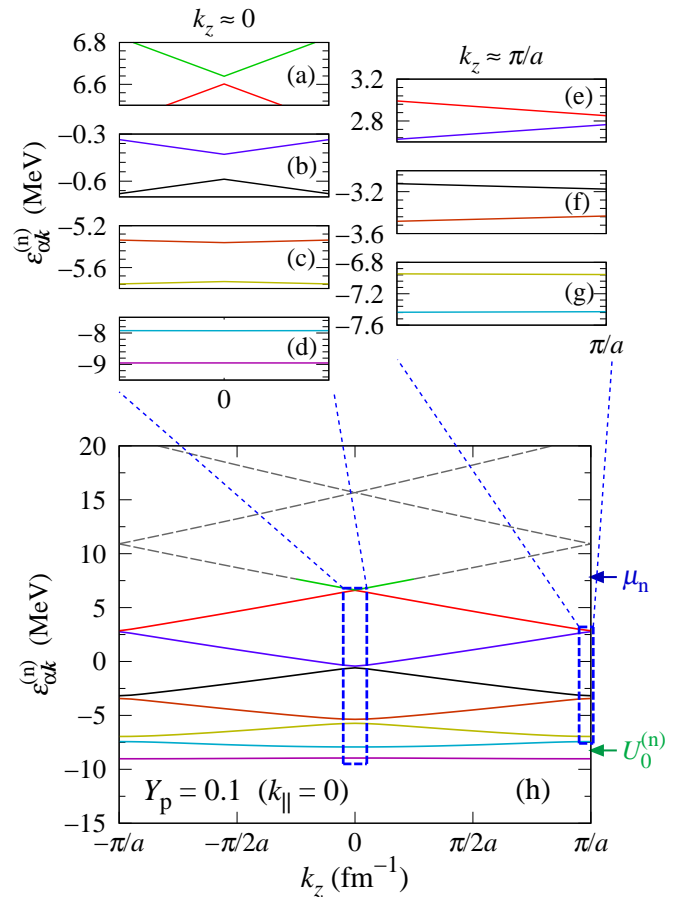


FIG. 10. Results of the static self-consistent band calculation for the system of slabs immersed in dripped neutrons with proton fractions $Y_p = 0.1$ at baryon density $\bar{n}_b = 0.04 \text{ fm}^{-3}$. In panel (h), $\varepsilon_{\alpha k}^{(n)}$ for $k_{\parallel} = 0$ are shown as a function of the Bloch wave number k_z within the first Brillouin zone, $-\pi/a \leq k_z \leq \pi/a$ [same as Fig. 6(c), but for $-15 \text{ MeV} \leq \varepsilon_{\alpha k}^{(n)} \leq 20 \text{ MeV}$]. In panels (a)–(d), magnified plots around the center of the first Brillouin zone, $-0.05\pi/a \leq k_z \leq +0.05\pi/a$, are shown. In panels (e)–(g), those around the edge of the first Brillouin zone, $0.95\pi/a \leq k_z \leq \pi/a$, are shown. The corresponding resonances are indicated by blue dashed boxes in panel (h).

a negative macroscopic effective mass tensor.

V. SUMMARY AND PROSPECT

In the inner crust of neutron stars crystalline structure is formed in competition with the Coulomb and surface energies, which coexists with dripped neutrons. The dripped neutrons are affected by the periodic structure via the Bragg scattering. A proper quantum mechanical method to describe a system with a periodic potential is the band theory of solids, where the periodicity is incorporated with the Bloch boundary condition. Although the band theory has been a standard tool in solid-state physics, its application to nuclear systems is rather new, and the first fully self-consistent static band theory calculations were reported only in 2019 [22].

In the present paper, we have developed a time-dependent

extension of the fully self-consistent band theory for nuclear systems to investigate dynamic properties of the inner crust of neutron stars, combining methods from nuclear and solid-state physics. We employ the time-dependent density functional theory (TDDFT) formalism for nuclear systems, incorporated with the Bloch boundary condition. In this work, we have applied the formalism to the slab phase of nuclear matter, with a Skyrme-type energy density functional, neglecting the spin-orbit coupling and pairing correlations.

From a dynamic response of the system to an external force, we have extracted the collective mass of a slab, and that of protons inside the slab, from which we could obtain the conduction neutron number density. The latter is a key quantity related to the “macroscopic” effective mass—an effective mass of dripped neutrons under the influence of the periodic potential (the so-called entrainment effects)—which enters various macroscopic models of the inner crust of neutron stars. From the results, we have found that the collective mass of a slab is lighter than expected from a naive estimation based on the maximum value of the mean-field potential and the single-particle energies. We have also found that the collective mass of protons is reduced as well by a few percent from the total bare proton mass. The latter could be explained by the microscopic effective mass in background neutron density. On the contrary, the reduction of the collective mass of the slab could not be explained solely by the microscopic effective mass. From the time evolution of the system, we have found that part of dripped neutrons, which are expected to be entrained to the periodic potential due to the Bragg scattering, are actually moving towards the direction opposite to the motion of the slabs. Namely, in the rest frame of the crust neutron currents shall be enhanced. We call it the “anti-entrainment” effect. As a consequence, the collective mass of the slab is reduced, which, in turn, corresponds to an enhancement of the conduction neutron number density and a reduction of the macroscopic effective mass of dripped neutrons. We note that this result is consistent with the recent self-consistent band calculations of Ref. [22], while our time-dependent analysis sheds new light on the underlying physics that was not clear in the static approach.

It is interesting to notice that the observed counterflow of dripped neutrons is somewhat similar to the velocity field predicted by the superfluid hydrodynamics approach [21], where similar flow pattern was found mainly around nuclear clusters. However, we should note that they are of completely different origins. In our case, it is originated from the band structure effects which allow for part of dripped neutrons to have negative effective mass that could make their response opposite to the external force. On the contrary, in the superfluid hydrodynamics approach [21], effective mass of a nuclear cluster is quantified by solving equations for the velocity potential $\varphi(\mathbf{r})$ (or the phase of the superfluid order parameter) under appropriate boundary conditions, which determines superfluid velocity $\mathbf{v}_s(\mathbf{r}) \propto \nabla\varphi(\mathbf{r})$ and density, and hence band structure effects are absent. On one hand, there is an argument that pairing correlations may hinder band structure effects [19], on the other hand, the energy gap is actually \mathbf{k} -dependent (i.e., $\Delta\varepsilon_{\alpha\mathbf{k}}^{(n)} \equiv \varepsilon_{\alpha+1,\mathbf{k}}^{(n)} - \varepsilon_{\alpha\mathbf{k}}^{(n)}$ could be both $\Delta\varepsilon_{\alpha\mathbf{k}}^{(n)} \ll \Delta_n$ and

$\Delta\varepsilon_{\alpha\mathbf{k}}^{(n)} \gg \Delta_n$ for different \mathbf{k} values, where Δ_n here represents the average pairing gap, see also Fig. 10) and the pairing properties may vary significantly with the Bloch wave vector \mathbf{k} . Thus, it seems premature to draw a conclusion of pairing effects on the entrainment phenomenon, before a fully self-consistent band theory calculation including superfluidity is achieved. An important task is to extend our formalism to include superfluidity based on TDDFT for superfluid systems, the so-called time-dependent superfluid local density approximation (TDSLDA) (see, e.g., Refs. [54, 55]). In the latter case, superfluid dynamics are described self-consistently and microscopically on top of quasiparticle energy levels with band structure, and its extension to finite temperatures is straightforward (see, e.g., Ref. [56]). It will certainly provide us useful information to resolve the debatable situation of the effects of entrainment in the inner crust of neutron stars, which affects interpretations of astrophysical phenomena of neutron stars, such as pulsar glitches [16, 17].

By extending the present formalism to 2D or 3D geometry, much more abundant physics involving dynamics of both dripped neutrons and nuclear clusters can be examined, in a fully microscopic way. We mention here that the nuclear pasta phase was already examined within 3D TDDFT (without superfluidity) [57–60], and also dynamics of a vortex-nucleus system were studied within 3D TDSLDA including superfluidity [61], although band structure effects were not taken into account in those works. At low temperatures, long-wavelength phonons are mainly responsible for the thermodynamic properties of the neutron star crust. In this regard, various lattice oscillation modes and their coupling to superfluid phonons have been studied within macroscopic effective theories [11–14]. Within the time-dependent self-consistent band theory, we will be able, in principle, to examine various oscillation modes of the crustal nuclear matter microscopically to determine, e.g., shear coefficients, phonon velocities, specific heat, and so on. Besides, it has been expected that the quasi-periodic oscillations, observed in an afterglow of X -ray bursts in some magnetars, are associated with torsional oscillations of nuclear lattices in the inner crust of the neutron stars. Recently, quasiperiodic oscillations, originally observed in the X -ray afterglow of the giant flare of SGR 1806-20 as well as those recently found by a Bayesian analysis [62], have been nicely explained by torsional oscillations of the nuclear pasta [63], which serves as an evidence of the existence of the pasta phase. It would be of great importance to provide microscopic inputs to and/or validation of those macroscopic models of quasiperiodic oscillations. The fully self-consistent time-dependent nuclear band theory proposed here will pave a new way for developing microphysics-based macroscopic models for diverse phenomena relevant to the inner crust of neutron stars.

ACKNOWLEDGMENTS

K.S. acknowledges Piotr Magierski and Gabriel Wlazłowski (Warsaw University of Technology) for an exploratory collaborative work on the dynamic method for extraction of the collective mass of a nuclear cluster immersed

in neutron superfluid that stimulated this work. K.S. is thankful to K. Yoshimura for careful reading of the manuscript and providing valuable comments on the article. K.S. is also grateful for the organization of the INT Program (INT-19-1a), *Quantum Turbulence: Cold Atoms, Heavy Ions, and Neutron Stars*, for fruitful discussions during the program that were useful to conduct this work. This work was supported by JSPS KAKENHI Grant Numbers 17K34567 and 20K03945.

Appendix A: The length and velocity gauges

Since the velocity gauge may not be a well-known concept in nuclear physics community, here we provide succinct description on gauge transformations. Let us consider a time-dependent Schrödinger equation (TDSE) for a particle with mass m and charge e under scalar and vector potentials, $\phi(\mathbf{r}, t)$ and $\mathbf{A}(\mathbf{r}, t)$, respectively:

$$\begin{aligned} i\hbar \frac{\partial \psi(\mathbf{r}, t)}{\partial t} &= \hat{H}\psi(\mathbf{r}, t) \\ &= \left[\frac{1}{2m} \left(\hat{\mathbf{p}} - \frac{e}{c} \mathbf{A}(\mathbf{r}, t) \right)^2 + e\phi(\mathbf{r}, t) \right] \psi(\mathbf{r}, t). \end{aligned} \quad (\text{A1})$$

This equation has a redundant degree of freedom with an arbitrary function $\chi(\mathbf{r}, t)$. Namely, simultaneous transformations,

$$\mathbf{A}'(\mathbf{r}, t) = \mathbf{A}(\mathbf{r}, t) + \nabla\chi(\mathbf{r}, t), \quad (\text{A3})$$

$$\phi'(\mathbf{r}, t) = \phi(\mathbf{r}, t) - \frac{1}{c} \frac{\partial \chi(\mathbf{r}, t)}{\partial t}, \quad (\text{A4})$$

$$\psi'(\mathbf{r}, t) = U(\mathbf{r}, t)\psi(\mathbf{r}, t), \quad (\text{A5})$$

leave the electric field $\mathbf{E}(\mathbf{r}, t) = -\nabla\phi(\mathbf{r}, t) - \frac{1}{c}\partial\mathbf{A}(\mathbf{r}, t)/\partial t$, the magnetic field $\mathbf{B}(\mathbf{r}, t) = \nabla \times \mathbf{A}(\mathbf{r}, t)$, and the TDSE (A2) unchanged. Here, $U(\mathbf{r}, t)$ denotes a unitary (gauge) transformation,

$$U(\mathbf{r}, t) = \exp\left[-\frac{ie}{\hbar c}\chi(\mathbf{r}, t)\right]. \quad (\text{A6})$$

Corresponding to the gauge transformation of the wave function, time derivative and momentum operators are transformed, respectively, as

$$\partial'_t \equiv U(\mathbf{r}, t) \frac{\partial}{\partial t} U^\dagger(\mathbf{r}, t) = \frac{\partial}{\partial t} + \frac{ie}{\hbar c} \frac{\partial \chi(\mathbf{r}, t)}{\partial t}, \quad (\text{A7})$$

$$\hat{\mathbf{p}}' \equiv U(\mathbf{r}, t) \hat{\mathbf{p}} U^\dagger(\mathbf{r}, t) = \hat{\mathbf{p}} + \frac{e}{c} \nabla \chi(\mathbf{r}, t), \quad (\text{A8})$$

and $U\hat{\mathbf{p}}^2U^\dagger = \hat{\mathbf{p}}' \cdot \hat{\mathbf{p}}'$. Denoting the gauge transformed Hamiltonian as $\hat{H}' = U\hat{H}U^\dagger$, the TDSE after the transformation, $i\hbar \partial'_t \psi' = \hat{H}' \psi'$, takes the following form:

$$\begin{aligned} i\hbar \left(\frac{\partial}{\partial t} + \frac{ie}{\hbar c} \frac{\partial \chi(\mathbf{r}, t)}{\partial t} \right) \psi'(\mathbf{r}, t) \\ = \left[\frac{1}{2m} \left(\hat{\mathbf{p}} + \frac{e}{c} \nabla \chi(\mathbf{r}, t) - \frac{e}{c} \mathbf{A}(\mathbf{r}, t) - \frac{e}{c} \nabla \chi(\mathbf{r}, t) \right)^2 \right. \\ \left. + e \left(\phi(\mathbf{r}, t) - \frac{1}{c} \frac{\partial \chi(\mathbf{r}, t)}{\partial t} \right) \right] \psi'(\mathbf{r}, t), \end{aligned} \quad (\text{A9})$$

namely,

$$i\hbar \frac{\partial \psi'(\mathbf{r}, t)}{\partial t} = \hat{H}' \psi'(\mathbf{r}, t). \quad (\text{A10})$$

Thus, the transformed wave function $\psi'(\mathbf{r}, t)$ obeys exactly the same TDSE as $\psi(\mathbf{r}, t)$, differing merely by the phase. It is therefore possible to arbitrarily choose the function $\chi(\mathbf{r}, t)$ to change the expression.

Here we consider the case where electric field is constant in space and there is no source of it. It corresponds to the dipole approximation in atomic physics, which can be expressed by a constant vector potential $\mathbf{A}(t)$ and $\phi = 0$. In the so-called *length gauge*, $\chi(\mathbf{r}, t)$ is taken to be

$$\chi(\mathbf{r}, t) = -\mathbf{A}(t) \cdot \mathbf{r}. \quad (\text{A11})$$

In this case we have

$$\mathbf{A}'(t) = 0, \quad (\text{A12})$$

$$\phi'(\mathbf{r}, t) = -\mathbf{E}(t) \cdot \mathbf{r}, \quad (\text{A13})$$

where $\mathbf{E}(t) = -\frac{1}{c}\partial\mathbf{A}(t)/\partial t$ and the TDSE becomes

$$i\hbar \frac{\partial \psi^{\text{L}}(\mathbf{r}, t)}{\partial t} = \left[\frac{\hat{\mathbf{p}}^2}{2m} - e\mathbf{E}(t) \cdot \mathbf{r} \right] \psi^{\text{L}}(\mathbf{r}, t). \quad (\text{A14})$$

In this representation, the vector potential is absent and a linear scalar potential $-\mathbf{E}(t) \cdot \mathbf{r}$ is responsible for the electric field. Since the electric field couples to the coordinate \mathbf{r} , this choice is called the length gauge. The superscript ‘L’ here indicates that the wave function is in the length gauge. While, in the so-called *velocity gauge*, $\chi(\mathbf{r}, t)$ is taken to be

$$\chi(t) = \frac{e}{2mc} \int_0^t \mathbf{A}^2(t') dt'. \quad (\text{A15})$$

In this case we have

$$\mathbf{A}'(t) = \mathbf{A}(t), \quad (\text{A16})$$

$$\phi'(t) = -\frac{e}{2mc^2} \mathbf{A}^2(t), \quad (\text{A17})$$

and the TDSE becomes

$$i\hbar \frac{\partial \psi^{\text{V}}(\mathbf{r}, t)}{\partial t} = \frac{1}{2m} \left[\hat{\mathbf{p}}^2 - \frac{2e}{c} \mathbf{A}(t) \cdot \hat{\mathbf{p}} \right] \psi^{\text{V}}(\mathbf{r}, t). \quad (\text{A18})$$

Since the vector potential couples to $\hat{\mathbf{p}}/m$, the velocity in a classical sense, this choice is called the velocity gauge. The superscript ‘V’ here indicates that the wave function is in the velocity gauge.

The length and the velocity gauges are related to each other. Suppose that we are working in the length gauge (A14), and consider an inverse transformation of the wave function, i.e. $\psi'(\mathbf{r}, t) = U^\dagger(\mathbf{r}, t)\psi^{\text{L}}(\mathbf{r}, t)$. It leads to

$$i\hbar \frac{\partial \psi'(\mathbf{r}, t)}{\partial t} = \frac{1}{2m} \left[\hat{\mathbf{p}}^2 - \frac{2e}{c} \mathbf{A}(t) \cdot \hat{\mathbf{p}} + \frac{e^2}{c^2} \mathbf{A}^2(t) \right] \psi'(\mathbf{r}, t). \quad (\text{A19})$$

Since $\mathbf{A}^2(t)$ is constant in space and the last term in the squared parentheses affects only the phase of the wave function, this representation can also be regarded as the velocity

gauge [cf. Eq. (A18)]. In Sec. II D, actually we first consider TDKS equations in the length gauge, Eq. (31), where a linear scalar potential, $\phi(\mathbf{r}, t) = -\mathbf{E}(t) \cdot \mathbf{r}$, is introduced to express a constant external electric field, and then an inverse

gauge transformation is performed to eliminate the scalar potential. This explains the minus sign in the exponent in Eq. (32), which corresponds to the inverse transformation with Eqs. (A6) and (A11).

-
- [1] D.G. Ravenhall, C.J. Pethick, and J.R. Wilson, Structure of Matter below Nuclear Saturation Density, *Phys. Rev. Lett.* **50**, 2066 (1983).
- [2] M. Hashimoto, H. Seki, and M. Yamada, Shape of Nuclei in the Crust of Neutron Star, *Prog. Theor. Phys.* **71**, 320 (1984).
- [3] N. Chamel, Entrainment in Superfluid Neutron-Star Crusts: Hydrodynamic Description and Microscopic Origin, *J. Low Temp. Phys.* **189**, 328 (2017).
- [4] N.W. Ashcroft, N.D. Mermin, and D. Wei, *Solid State Physics Revised Edition* (Cengage Learning Asia Pte Ltd, 2016).
- [5] K. Oyamatsu and Y. Yamada, Shell energies of non-spherical nuclei in the inner crust of a neutron star, *Nucl. Phys.* **A578**, 184 (1994).
- [6] B. Carter, N. Chamel, and P. Haensel, Entrainment coefficient and effective mass for conduction neutrons in neutron star crust: simple microscopic models, *Nucl. Phys.* **A748**, 675 (2005).
- [7] N. Chamel, Band structure effects for dripped neutrons in neutron star crust, *Nucl. Phys.* **A747**, 109 (2005).
- [8] N. Chamel, Effective mass of free neutrons in neutron star crust, *Nucl. Phys.* **A773**, 263 (2006).
- [9] N. Chamel, S. Naimi, E. Khan, and J. Margueron, Validity of the Wigner-Seitz approximation in neutron star crust, *Phys. Rev. C* **75**, 055806 (2007).
- [10] N. Chamel, Neutron conduction in the inner crust of a neutron star in the framework of the band theory of solids, *Phys. Rev. C* **85**, 035801 (2012).
- [11] N. Chamel, D. Page, and S. Reddy, Low-energy collective excitations in the neutron star inner crust, *Phys. Rev. C* **87**, 035803 (2013).
- [12] K. Kobayakov and C.J. Pethick, Dynamics of the inner crust of neutron stars: Hydrodynamics, elasticity, and collective modes, *Phys. Rev. C* **87**, 055803 (2013).
- [13] K. Kobayakov and C.J. Pethick, Nucleus-nucleus interactions in the inner crust of neutron stars, *Phys. Rev. C* **94**, 055806 (2016).
- [14] D. Durel and M. Urban, Long-wavelength phonons in the crystalline and pasta phases of neutron-star crusts, *Phys. Rev. C* **97**, 065805 (2018).
- [15] P.W. Anderson and N. Itoh, Pulsar glitches and restlessness as a hard superfluidity phenomenon, *Nature* **256**, 25 (1975).
- [16] N. Andersson, K. Glampedakis, W.C.G. Ho, and C.M. Espinoza, Pulsar Glitches: The Crust is not Enough, *Phys. Rev. Lett.* **109**, 241103 (2012).
- [17] N. Chamel, Crustal Entrainment and Pulsar Glitches, *Phys. Rev. Lett.* **110**, 011101 (2013).
- [18] B. Haskell and A. Melatos, Models of pulsar glitches, *Int. J. Mod. Phys. D* **24**, 153008 (2015).
- [19] G. Watanabe and C.J. Pethick, Superfluid Density of Neutrons in the Inner Crust of Neutron Stars: New Life for Pulsar Glitch Models, *Phys. Rev. Lett.* **119**, 062701 (2017).
- [20] J.A. Sauls, N. Chamel, and M.A. Alpar, Superfluidity in Disordered Neutron Star Crust, arXiv:2001.09959 [astro-ph.HE].
- [21] N. Martin and M. Urban, Superfluid hydrodynamics in the inner crust of neutron stars, *Phys. Rev. C* **94**, 065801 (2016).
- [22] Yu Kashiwaba and T. Nakatsukasa, Self-consistent band calculations of the slab phase in the neutron-star crust, *Phys. Rev. C* **100**, 035804 (2019).
- [23] J.W. Negele, The mean-field theory of nuclear structure and dynamics, *Rev. Mod. Phys.* **54**, 913 (1982).
- [24] P. Bonche, S. Koonin, and J.W. Negele, One-dimensional nuclear dynamics in the time-dependent Hartree-Fock approximation, *Phys. Rev. C* **13**, 1226 (1976).
- [25] T. Nakatsukasa, Density functional approaches to collective phenomena in nuclei: Time-dependent density functional theory for perturbative and non-perturbative nuclear dynamics, *Prog. Theor. Exp. Phys.* **2012**, 01A207 (2012).
- [26] C. Simenel, Nuclear quantum many-body dynamics, *Eur. Phys. J. A* **48**, 152 (2012).
- [27] T. Nakatsukasa, K. Matsuyanagi, M. Matsuo, and K. Yabana, Time-dependent density-functional description of nuclear dynamics, *Rev. Mod. Phys.* **88**, 045004 (2016).
- [28] C. Simenel and A.S. Umar, Heavy-ion collisions and fission dynamics with the time-dependent Hartree-Fock theory and its extensions, *Prog. Part. Nucl. Phys.* **103**, 19 (2018).
- [29] P.D. Stevenson and M.C. Barton, Low-energy heavy-ion reactions and the Skyrme effective interaction, *Prog. Part. Nucl. Phys.* **104**, 142 (2019).
- [30] K. Sekizawa, TDHF Theory and Its Extensions for Multinucleon Transfer Reactions: A Mini Review, *Front. Phys.* **7**, 20 (2019).
- [31] P. Hohenberg and W. Kohn, Inhomogeneous Electron Gas, *Phys. Rev.* **136**, B864 (1964).
- [32] W. Kohn and L.J. Sham, Self-Consistent Equations Including Exchange and Correlation Effects, *Phys. Rev.* **140**, A1133 (1965).
- [33] E. Runge and E.K.U. Gross, Density-Functional Theory for Time-Dependent Systems, *Phys. Rev. Lett.* **52** (1984) 997.
- [34] W. Kohn, Nobel Lecture: Electronic structure of matter—wave functions and density functionals, *Rev. Mod. Phys.* **71**, 1253 (1999).
- [35] K. Yabana and G.F. Bertsch, Time-dependent local-density approximation in real time, *Phys. Rev. B* **54**, 4484 (1996).
- [36] G.F. Bertsch, J.-I. Iwata, A. Rubio, and K. Yabana, Real-space, real-time method for the dielectric function, *Phys. Rev. B* **62**, 7998 (2000).
- [37] X. Andrade, D. Strubbe, U. De Giovannini, A. Hjorth Larsen, M.J.T. Oliveira, J. Alberdi-Rodriguez, A. Varas, I. Theophilou, N. Helbig, M.J. Verstraete, L. Stella, F. Nogueira, A. Aspuru-Guzik, A. Castro, M.A.L. Marques, and A. Rubio, Real-space grids and the Octopus code as tools for the development of new simulation approaches for electronic systems, *Phys. Chem. Chem. Phys.* **17**, 31371 (2015); https://octopus-code.org/wiki/Main_Page.
- [38] M. Noda, S.A. Sato, Y. Hirokawa, M. Uemoto, T. Takeuchi, S. Yamada, A. Yamada, Y. Shinohara, M. Yamaguchi, K. Iida, I. Floss, T. Otobe, K.-M. Lee, K. Ishimura, T. Boku, G.F. Bertsch, K. Nobusada, and K. Yabana, SALMON: Scalable Ab-initio Light-Matter simulator for Optics and Nanoscience, *Compt. Phys. Commun.* **235**, 356 (2019); <https://salmon-tddft.jp/>.
- [39] K. Yabana, T. Sugiyama, Y. Shinohara, T. Otobe, and G.F. Bertsch, Time-dependent density functional theory for strong electromagnetic fields in crystalline solids, *Phys. Rev.*

- B **85**, 045134 (2012).
- [40] A. Yamada and K. Yabana, Multiscale time-dependent density functional theory for a unified description of ultrafast dynamics: Pulsed light, electron, and lattice motions in crystalline solids, *Phys. Rev. B* **99**, 245103 (2019).
- [41] P.W. Anderson, Infrared Catastrophe in Fermi Gases with Local Scattering Potentials, *Phys. Rev. Lett.* **18**, 1049 (1967).
- [42] E. Chabanat, P. Bonche, P. Haensel, J. Meyer, and R. Schaeffer, A Skyrme parametrization from subnuclear to neutron star densities Part II. Nuclei far from stabilities, *Nucl. Phys.* **A635**, 231 (1998); **A643**, 441 (1998).
- [43] M. Bender, P.-H. Heenen, and P.-G. Reinhard, Self-consistent mean-field models for nuclear structure, *Rev. Mod. Phys.* **75**, 121 (2003).
- [44] T. Lesinski, M. Bender, K. Bennaceur, T. Duguet, and J. Meyer, Tensor part of the Skyrme energy density functional: Spherical nuclei, *Phys. Rev. C* **76**, 014312 (2007).
- [45] M. Kortelainen, R.J. Furnstahl, W. Nazarewicz, and M.V. Stoitsov, Natural units for nuclear energy density functional theory, *Phys. Rev. C* **82**, 011304(R) (2010).
- [46] M. Baldo, L.M. Robledo, P. Schuck, and X. Viñas, New Kohn-Sham density functional based on microscopic nuclear and neutron matter equations of state, *Phys. Rev. C* **87**, 064305 (2013).
- [47] M. Baldo, L.M. Robledo, P. Schuck, and X. Viñas, Barcelona-Catania-Paris-Madrid functional with a realistic effective mass, *Phys. Rev. C* **95**, 014318 (2017).
- [48] K. Yabana, T. Nakatsukasa, J.-I. Iwata, and G.F. Bertsch, Real-time, real-space implementation of the linear response time-dependent density-functional theory, *Phys. Stat. Sol. B* **243**, 1121 (2006).
- [49] P. Papakonstantinou, J. Margueron, F. Gulminelli, and Ad.R. Raduta, Densities and energies of nuclei in dilute matter at zero temperature, *Phys. Rev. C* **88**, 045805 (2013).
- [50] T. Inakura and M. Matsuo, Anderson-Bogoliubov phonons in the inner crust of neutron stars: Dipole excitation in a spherical Wigner-Seitz cell, *Phys. Rev. C* **96**, 025806 (2017).
- [51] T. Inakura and M. Matsuo, Coexistence of Anderson-Bogoliubov phonon and quadrupole vibration in the inner crust of neutron stars, *Phys. Rev. C* **99**, 045801 (2019).
- [52] Y.M. Engel, D.M. Brink, K. Goeke, S.J. Krieger, and D. Vautherin, Time-dependent Hartree-Fock theory with Skyrme’s interaction, *Nucl. Phys.* **A249**, 215 (1975).
- [53] N. Chamel and V. Allard, Entrainment effects in neutron-proton mixtures within the nuclear energy-density functional theory: Low-temperature limit, *Phys. Rev. C* **100**, 065801 (2019).
- [54] A. Bulgac, P. Magierski, and M.M. Forbes, *The Unitary Fermi Gas: From Monte Carlo to Density Functionals*, in: BCS-BEC Crossover and the Unitary Fermi Gas (ed.) W. Zwerger; Lecture Notes in Physics, Vol. **836**, pp. 305–373 (Springer, Heidelberg, 2012).
- [55] A. Bulgac, Time-Dependent Density Functional Theory for Fermionic Superfluids: From Cold Atomic Gases–To Nuclei and Neutron Stars Crust, *Phys. Status Solidi B* **256**, 1800592 (2019).
- [56] D. Pęcak, N. Chamel, P. Magierski, and G. Włazłowski, Properties of a quantum vortex in neutron matter at finite temperatures, *Phys. Rev. C* **104**, 055801 (2021).
- [57] B. Schuetrumpf, M.A. Klatt, K. Iida, J.A. Maruhn, K. Mecke, and P.-G. Reinhard, Time-dependent Hartree-Fock approach to nuclear “pasta” at finite temperature, *Phys. Rev. C* **87**, 055805 (2013).
- [58] B. Schuetrumpf, K. Iida, J.A. Maruhn, and P.-G. Reinhard, Nuclear “pasta matter” for different proton fractions, *Phys. Rev. C* **90**, 055802 (2014).
- [59] B. Schuetrumpf, M.A. Klatt, K. Iida, G.E. Schröder-Turk, J.A. Maruhn, K. Mecke, and P.-G. Reinhard, Appearance of the single gyroid network phase in “nuclear pasta” matter, *Phys. Rev. C* **91**, 025801 (2015).
- [60] B. Schuetrumpf and W. Nazarewicz, Twist-averaged boundary conditions for nuclear pasta Hartree-Fock calculations, *Phys. Rev. C* **92**, 045806 (2015).
- [61] G. Włazłowski, K. Sekizawa, P. Magierski, A. Bulgac, and M.M. Forbes, Vortex Pinning and Dynamics in the Neutron Star Crust, *Phys. Rev. Lett.* **117**, 232701 (2016).
- [62] M.C. Miller, C. Chirenti, and T.E. Strohmayer, On the Persistence of QPOs during the SGR 1806-20 Giant Flare, *Astro. Phys. J* **871**, 95 (2019).
- [63] H. Sotani, K. Iida, and K. Oyamatsu, Astrophysical implications of double-layer torsional oscillations in a neutron star crust as a lasagna sandwich, *MNRAS* **489**, 3022 (2019).