

# Boundary states in the $SU(2)_k$ WZW model from open string field theory

Matěj Kudrna<sup>1</sup>

*Institute of Physics of the Czech Academy of Sciences,  
Na Slovance 2, 182 21 Prague 8, Czech Republic*

## Abstract

We analyze boundary states in the  $SU(2)_k$  WZW model using open string field theory in the level truncation approximation. We develop algorithms that allow effective calculation of action in this model and we search for classical solutions of the equations of motion, which are conjectured to describe boundary states. We find three types of solutions. First, there are real solutions that represent maximally symmetric Cardy boundary states and we show that they satisfy certain selection rules regarding their  $SU(2)$  parameters. Next, we find complex solutions that go beyond the  $SU(2)$  model and describe maximally symmetric  $SL(2, \mathbb{C})$  boundary conditions. Finally, we find exotic solutions that correspond to symmetry-breaking boundary states. Most of real exotic solutions describe the so-called B-brane boundary states, but some may represent yet unknown boundary states.

---

<sup>1</sup>Email: [matej.kudrna@email.cz](mailto:matej.kudrna@email.cz)

# Contents

<b>1</b>	<b>Introduction</b>	<b>3</b>
<b>2</b>	<b>Review of the <math>SU(2)_k</math> WZW model</b>	<b>6</b>
2.1	$SU(2)$ representations . . . . .	6
2.2	$SU(2)_k$ WZW model . . . . .	7
2.3	Boundary theory . . . . .	9
2.4	Structure constants . . . . .	13
2.5	Symmetry-breaking boundary states . . . . .	15
2.6	Extension to $SL(2, \mathbb{C})$ model . . . . .	19
<b>3</b>	<b>String field theory implementation</b>	<b>20</b>
3.1	String field . . . . .	20
3.2	Twist symmetry and reality conditions . . . . .	21
3.3	Observables . . . . .	23
3.4	Search for solutions . . . . .	25
3.5	Identification of solutions . . . . .	26
3.6	Visualization of $SU(2)$ D-branes . . . . .	28
<b>4</b>	<b><math>SU(2)</math> solutions</b>	<b>29</b>
4.1	$k = 2$ solutions . . . . .	29
4.2	$k = 3$ solutions . . . . .	32
4.3	$k = 4, J = 1$ solutions . . . . .	35
4.4	Generic properties of $SU(2)$ solutions . . . . .	40
<b>5</b>	<b><math>SL(2, \mathbb{C})</math> solutions</b>	<b>47</b>
5.1	$k = 2$ solutions . . . . .	47
5.2	Generic properties of solutions . . . . .	50
5.3	Complex marginal deformations . . . . .	54
<b>6</b>	<b>Exotic solutions</b>	<b>56</b>
6.1	B-brane solutions . . . . .	56
6.2	$k = 4$ solutions . . . . .	61

6.3	More solutions . . . . .	61
<b>7</b>	<b>Summary and future directions</b>	<b>65</b>
<b>A</b>	<b>Complex conjugation</b>	<b>69</b>
<b>B</b>	<b>Ishibashi states</b>	<b>71</b>
<b>C</b>	<b>F-matrices and sewing relations</b>	<b>73</b>
C.1	Fusion matrices . . . . .	73
C.2	Braiding matrices . . . . .	74
C.3	Sewing relations and structure constants . . . . .	75
<b>D</b>	<b>Numerical methods</b>	<b>77</b>
D.1	Gram matrix . . . . .	77
D.2	Cubic vertex . . . . .	79
D.3	Ellwood invariants . . . . .	81
<b>E</b>	<b>More numerical data</b>	<b>82</b>
E.1	$k = 5$ solutions . . . . .	82
E.2	$k = 8$ exotic solutions . . . . .	85

## 1 Introduction

Wess-Zumino-Witten (WZW) models are one of the most important groups of conformal field theories (CFT). Their defining characteristic is that they do not have just the Virasoro symmetry, but also an affine Lie algebra symmetry, which is based on some Lie group  $G$ . They are rational with respect to this symmetry, which makes them one of the few types of solvable models. Therefore it is possible to solve the bulk theory and construct a class boundary states. These boundary states preserve one half of the bulk symmetry and they are called maximally symmetric boundary states. However, a boundary conformal field theory is only required to preserve the Virasoro symmetry, which means that there is a more general class of boundary states, which do not have the Lie group symmetry. They are called symmetry-breaking boundary states. Symmetry-breaking boundary theories are generally non-rational and therefore it is difficult to construct them. The known examples are based on techniques like orbifold constructions or conformal embeddings and they do not represent fully generic symmetry-breaking boundary states because they preserve some weaker symmetry or have other special properties.

In the context of string theory, conformal boundary states correspond to D-branes. Therefore classification of boundary states in a given model means understanding of D-branes on the corresponding string background. In WZW models, that means D-branes on the group manifold of the Lie group  $G$ . The aim of this paper is to investigate boundary states/D-branes in the simplest WZW model, which has the  $SU(2)$  symmetry, using Witten's bosonic open string field theory (OSFT) [1]. We will search for both for maximally symmetric boundary states, which can serve as a test of validity of our approach, and for new symmetry-breaking boundary states.

Open string field theory was introduced as a non-perturbative formulation of string theory. As a theory of open strings, it requires a choice of D-brane background, which means that it is formulated using a boundary conformal field theory with some fixed boundary conditions. However, there is a conjecture known as background independence of OSFT [2][3][4], which states that the initial background is not important because OSFTs on different backgrounds are related by a field redefinition. These transitions are realized via classical solutions of OSFT, which are conjectured to be in one to one correspondence with conformal boundary states. In other words, by finding classical OSFT solutions, we can move to new backgrounds and find their properties.

Therefore it should theoretically be possible to classify all conformal boundary conditions in a given CFT by analyzing all classical OSFT solutions on a single background. In practice, it is of course not that easy because solving OSFT equations is a difficult task. There are two approaches to OSFT and both have their limitations. One possibility is to find solutions analytically using the  $KBc$  algebra or its extensions [5][6][7][8][9][10][11][12][13]. A remarkable success of this approach are solutions for any background [14][15][4], which can be used to prove background independence of OSFT, but their disadvantage is that they are based on boundary condition changing operators. Therefore they require full understanding of the concerned boundary states and they will not help us to find new symmetry-breaking boundary states. The second possibility is to look for solutions numerically, using the level truncation approach [16][17][11][18][19][20][21][22]. This approach allows us to find only a limited number of solutions and the results are not exact, but it is possible to reach yet unknown boundary theories. Therefore we choose this approach to analyze the  $SU(2)_k$  WZW model.

The  $SU(2)_k$  WZW model has been already considered in the context of OSFT in an older work by Michishita [23], which also looks for classical solutions using the level truncation approach. We take some inspiration from this article, but our paper has a somewhat different focus and we use different computational techniques. We have more efficient numerical algorithms and more computer power, so we can do calculations at much higher level. We also have access to Ellwood invariants, which allow us to make precise identification of most solutions.

When we compared our numerical results with [23], we found that they are not the same and we have reached a conclusion that the numerical data in [23] are incorrect. The most likely reason is that [23] uses a wrong input for boundary structure constants, see the comment in

section 2.4. We checked which results are correct by using duality of  $k = 2, 3$   $SU(2)_k$  WZW models to Ising and Potts model respectively. We reproduce the correct structure constants in these two minimal models, which does not happen if one uses structure constants from [23]. The problem with structure constants does not affect much the conclusions of [23], which seem to be correct qualitatively, although the exact numerical data are not.

The results in this paper can be divided into two different categories:

First, we can learn more about the  $SU(2)_k$  WZW model itself. And since the  $SU(2)$  group is a subgroup of all other Lie groups, the results can be also applied to more complex WZW models. We find evidence about existence of new symmetry-breaking boundary states (although there seems to be less of them than we expected), which can be helpful for finding them analytically in the future, and we confirm existence of the so-called B-brane boundary states from [24]. Next, we observe transitions between Cardy boundary states, which seem to follow some interesting selection rules regarding their parameters (see (4.6)). It would be interesting to see whether such rules also apply to RG flows in the  $SU(2)_k$  WZW model in general, or whether they are specific to the OSFT approach. By considering complex solutions, we can also explore boundary states in the  $SL(2, \mathbb{C})$  WZW model, both maximally symmetric and symmetry-breaking.

Second, our results are interesting purely from the OSFT perspective. We have worked out algorithms for OSFT calculations with three non-commuting currents, which can be extended to other WZW models in the future. We obtained many classical solutions, which help us understand properties of OSFT solutions in general and which can be compared with solutions in other models, like free boson theories and minimal models. And since we identified many of our solutions, we get further evidence regarding background independence of OSFT and Ellwood conjecture in the numerical formulation of OSFT.

This paper is organized as follows: Section 2 contains a review the  $SU(2)_k$  WZW model with focus on topics that are needed for OSFT calculations. In section 3, we discuss properties of the string field in the context of the  $SU(2)_k$  WZW model and then we focus on the search for OSFT solutions and their identification. Sections 4 to 6 are used for presentation of our numerical results. Section 4 concerns solutions describing  $SU(2)$  Cardy boundary states, section 5 solutions describing  $SL(2, \mathbb{C})$  Cardy boundary states and finally section 6 focuses on exotic solutions, which describe symmetry-breaking boundary states. In section 7, we summarize our results and offer some possible future directions of this research. In appendix A, we discuss complex conjugation of  $SU(2)$  primaries and in appendix B, we construct explicit form of Ishibashi states in the  $SU(2)_k$  WZW model. In appendix C, we provide formulas for F-matrices in this model and we use sewing relations to derive structure constants. Appendix D includes description of some of our numerical methods. Finally, in appendix E, we provide additional numerical data regarding several solutions.

## 2 Review of the $SU(2)_k$ WZW model

In this section, we review some properties of the  $SU(2)_k$  WZW model. We focus on aspects that are useful for its implementation in open string field theory. Basic properties of this model are well-known and they can be found in many books and articles (the traditional reference is the book by di Francesco et al. [25], other useful references include, for example, [26][27][28][29][30][31]). Some topics, like boundary states and structure constants, are less known, so we will discuss them in more detail.

### 2.1 $SU(2)$ representations

First, let us review some basic properties of representations of the  $SU(2)$  group. The group has three Hermitian generators  $J^a$ ,  $a = 1, 2, 3$ , but for most purposes it is more convenient to replace  $J^{1,2}$  by the ladder operators  $J^\pm = J^1 \pm iJ^2$ . These generators have commutation relations

$$\begin{aligned} [J^+, J^-] &= 2J^3, \\ [J^3, J^\pm] &= \pm J^\pm. \end{aligned} \tag{2.1}$$

Irreducible representations of the  $SU(2)$  group are labeled by half-integer spin  $j$ . States that irreducible representations act on are labeled by the spin  $j$  and also by eigenvalues of the operator  $J^3$ , which are denoted by  $m$  and which go from  $-j$  to  $j$ . The group generators act on these states as

$$\begin{aligned} J^3|j, m\rangle &= m|j, m\rangle, \\ J^+|j, m\rangle &= \alpha_{j,m}^+|j, m+1\rangle, \\ J^-|j, m\rangle &= \alpha_{j,m}^-|j, m-1\rangle, \end{aligned} \tag{2.2}$$

where  $\alpha_{j,m}^\pm = \sqrt{j(j+1) - m(m \pm 1)}$ .

By definition, elements  $g$  of the  $SU(2)$  group are given by matrices

$$g = \begin{pmatrix} a & b \\ c & d \end{pmatrix}, \tag{2.3}$$

which satisfy  $g^\dagger g = \mathbf{1}$  and  $\text{Det } g = 1$ , which implies  $c = -b^*$ ,  $d = a^*$  and  $ad - bc = 1$ . However, it is more convenient for us to parameterize group elements by three angles  $\theta \in (0, \pi)$ ,  $\psi \in (0, \pi)$  and  $\phi \in (0, 2\pi)$  as

$$g = \begin{pmatrix} \cos \theta + i \sin \theta \cos \psi & ie^{i\phi} \sin \theta \sin \psi \\ ie^{-i\phi} \sin \theta \sin \psi & \cos \theta - i \sin \theta \cos \psi \end{pmatrix}. \tag{2.4}$$

This parameterization shows that the  $SU(2)$  group is isomorphic to a 3-sphere.

The matrix (2.4) forms the fundamental SU(2) representation of spin  $\frac{1}{2}$ . A generic spin  $j$  irreducible representation of a group element  $g$  reads

$$g(|j, m\rangle) = \sum_n D_{mn}^j(g) |j, n\rangle, \quad (2.5)$$

where  $D_{mn}^j(g)$  is the Wigner D-matrix [32]

$$D_{mn}^j(g) = \sum_{l=\max(0, n-m)}^{\min(j-m, j+n)} \frac{[(j+m)!(j-m)!(j+n)!(j-n)!]^{1/2}}{(j+n-l)! l! (m-n+l)!(j-m-l)!} a^{j+n-l} b^l c^{m-n+l} d^{j-m-l}. \quad (2.6)$$

Finally, let us note that the three generators  $J^a = (J^-, J^3, J^+)$  form a triplet and transform under the adjoint representation

$$g(J^a) = \Omega_b^a(g) J^b, \quad (2.7)$$

where the matrix  $\Omega$  equals

$$\Omega(g) = A D^1(g) A^{-1}. \quad (2.8)$$

This relation includes a diagonal matrix  $A = \text{diag}(\sqrt{2}, 1, -\sqrt{2})$ , which is added because the currents have a different normalization from the usual spin 1 states.

## 2.2 SU(2)<sub>k</sub> WZW model

Now, let us move from the SU(2) group to the SU(2)<sub>k</sub> WZW model. This is a conformal field theory which has this group as a symmetry. We will skip the sigma model description of this theory because it is not relevant for this paper and focus purely on its CFT formulation.

The chiral symmetry algebra of the SU(2)<sub>k</sub> WZW model includes three currents of dimension one  $J^a(z)$ ,  $a = 1, 2, 3$ , which generalize the SU(2) group generators. Their OPE is

$$J^a(z) J^b(w) \sim i \sum_c \epsilon_{abc} \frac{J^c(w)}{z-w} + \frac{k \delta_{ab}}{2(z-w)^2}. \quad (2.9)$$

The OPE includes a parameter  $k$ , which is called level and which we take to be a positive integer. This parameter appears in the central extension of the current algebra, in a similar way as the central charge extends the Virasoro algebra. As before, we define more convenient linear combinations of the first two currents,  $J^\pm(z) = J^1(z) \pm i J^2(z)$ . The OPE of the three currents implies that their modes satisfy the following commutation relations

$$[J_m^\pm, J_n^\pm] = 0, \quad (2.10)$$

$$[J_m^3, J_n^3] = \frac{mk}{2} \delta_{m+n,0}, \quad (2.11)$$

$$[J_m^\pm, J_n^\mp] = \pm 2 J_{m+n}^3 + mk \delta_{m+n,0}, \quad (2.12)$$

$$[J_m^3, J_n^\pm] = \pm J_{m+n}^\pm. \quad (2.13)$$

The zero modes of the currents  $J_0^a$  form a subalgebra, which is identical to the Lie algebra of  $SU(2)$ .

The stress-energy of the theory is given by the Sugawara construction

$$T(z) = \frac{1}{2(k+2)} (2(J^3 J^3)(z) + (J^+ J^-)(z) + (J^- J^+)(z)) = \frac{1}{2(k+2)} \sum_{a,b} K_{ab}^{-1} (J^a J^b)(z), \quad (2.14)$$

where

$$K^{-1} = \begin{pmatrix} 0 & 0 & 1 \\ 0 & 2 & 0 \\ 1 & 0 & 0 \end{pmatrix} \quad (2.15)$$

is the inverse of the Killing form. The OPE of the stress-energy tensor with itself implies that the central charge of the theory is

$$c^{SU} = \frac{3k}{k+2}. \quad (2.16)$$

Primary operators<sup>1</sup> in this model are labeled according to  $SU(2)$  irreducible representations by two numbers  $(j, m)$ , where  $j$  is restricted by the level as  $j = 0, \frac{1}{2}, 1, \dots, \frac{k}{2}$  and  $m = -j, \dots, j$  as usual. We denote these primary operators as  $\phi_{j,m}(z)$  and their Hilbert space representation as  $|j, m\rangle = \phi_{j,m}(0)|0\rangle$ . Conformal weights of these primaries depend only on the label  $j$ :

$$h_j = \frac{j(j+1)}{k+2}. \quad (2.17)$$

Fusion rules of primary operators are different from the usual spin addition in quantum mechanics because the maximal available spin is restricted by the level  $k$ :

$$j_1 \times j_2 = |j_1 - j_2| + \dots + \min(j_1 + j_2, k - j_1 - j_2). \quad (2.18)$$

Zero modes of the currents act on primary states following (2.2) and positive modes annihilate them

$$J_n^a |j, m\rangle = 0, \quad n > 0. \quad (2.19)$$

Therefore the state space of the  $SU(2)_k$  WZW model is spanned by the states

$$J_{-n_1}^{a_1} \dots J_{-n_l}^{a_l} |j, m\rangle, \quad n_1 \geq n_2 \geq \dots \geq n_l \geq 1. \quad (2.20)$$

However, this state space is not irreducible because it contains many null states, especially for low  $k$ . The basic null state in a given highest weight representation is  $(J_{-1}^+)^{k+1-2j} |j, j\rangle$  and the rest of the null space is formed by its descendants. We have to remove null states during our string field theory calculations, although we search for them in a different way by analyzing of the Gram matrix.

---

<sup>1</sup>For our purposes, it is more convenient to slightly abuse the terminology and use the term primary operator for all operators  $\phi_{j,m}$ , while it is more usual to consider only  $\phi_{j,j}$  as primary and view the remaining operators with the same  $j$  as  $J_0^-$  descendants.



The number of states in an irreducible representation can be determined using characters, which appear for example in [26]. Characters of the  $SU(2)_k$  WZW model are defined so that they count both  $L_0$  and  $J_0^3$  eigenvalues:

$$\chi_j(z, \tau) = \text{Tr}_{\mathcal{H}_j} \left[ q^{L_0 - c/24} e^{-2\pi i z J_0^3} \right] = \left( \frac{\Theta_{2j+1}^{(k+2)} - \Theta_{-2j-1}^{(k+2)}}{\Theta_1^{(2)} - \Theta_{-1}^{(2)}} \right) (z, \tau), \quad (2.21)$$

where  $q = e^{2\pi i \tau}$  as usual and where we introduce the theta functions

$$\Theta_l^{(k)}(z, \tau) = \sum_{m \in \mathbb{Z} + \frac{l}{2k}} q^{km^2} e^{-2\pi i kmz}. \quad (2.22)$$

So far, we have considered only the chiral theory. However, to construct a complete CFT, which includes both bulk theory and boundary theory, we need to know how to combine left and right sector. In case of bulk theory, there is not much to discuss because our calculations mostly involve boundary CFT. Modular invariants of the  $SU(2)_k$  WZW models follow the A-D-E classification and we will work only with the A-series of models, which have diagonal partition function

$$Z = \sum_{j=0}^{k/2} |\chi_j|^2. \quad (2.23)$$

That means that the bulk spectrum includes all representations exactly once and primary operators have the same left and right label  $j$ , so we denote them as  $\phi_{j,m,m'}(z, \bar{z})$ .

Classification of boundary theories is more complicated, so we will discuss these in the following subsection.

### 2.3 Boundary theory

When it comes to boundary theory in  $SU(2)_k$  WZW models, let us distinguish two types of boundary conditions:

- Maximally symmetric boundary conditions. These boundary conditions preserve one half of the bulk current symmetry, that is one copy of the chiral algebra.
- Symmetry-breaking boundary conditions. They do not preserve the  $SU(2)$  current symmetry and, in general, they have only the Virasoro symmetry.

Boundary conditions of the first type are well understood and their boundary states are given by the Cardy solution (2.31). On the other hand, symmetry-breaking boundary states are not classified and only few examples are known. We will describe some of these in section 2.5.

In this section, we will focus on the maximally symmetric boundary conditions. They are characterized by gluing conditions of the form

$$J^a(z) = \Omega_b^a(g) \bar{J}^b(\bar{z})|_{z=\bar{z}}. \quad (2.24)$$

Equivalently, the corresponding boundary states satisfy

$$(J_n^a + \Omega_b^a(g) \bar{J}_{-n}^b) |B\rangle\rangle = 0, \quad (2.25)$$

where  $g$  is an  $SU(2)$  element and  $\Omega(g)$  is given by (2.8). This matrix obeys

$$\Omega^T . K^{-1} . \Omega = K^{-1}, \quad (2.26)$$

which means that these gluing conditions automatically imply the gluing condition for the stress-energy tensor:

$$T(z) = \bar{T}(\bar{z})|_{z=\bar{z}}. \quad (2.27)$$

The gluing conditions (2.25) are solved the by  $SU(2)$  Ishibashi states  $|j, g\rangle\rangle$ , which are built from bulk primaries. The Ishibashi states are given by

$$|j, g\rangle\rangle = \sum_{n_1, n_2} (-1)^{2j+|n_1|} G_{n_1 g(n_2)}^{-1} |n_1\rangle \overline{|n_2\rangle}, \quad (2.28)$$

where the states  $|n_{1,2}\rangle$  form a chiral basis of spin  $j$  representation,  $|n_1|$  is the eigenvalue of the number operator and  $G_{n_1 g(n_2)}^{-1}$  is the inverse of Gram matrix of BPZ products  $\langle n_1 | g(n_2) \rangle$ . See appendix B for more details and derivation.

We are mostly interested in the lowest level components of Ishibashi states, which include only primary states. For the trivial gluing conditions  $g = \mathbb{1}$ , we find

$$|j, \mathbb{1}\rangle\rangle = \sum_m (-1)^{j-m} |j, m, -m\rangle + \dots \quad (2.29)$$

and for generic gluing conditions

$$|j, g\rangle\rangle = \sum_{m, n} (-1)^{j-m} D_{-mn}^j(g) |j, m, n\rangle + \dots \quad (2.30)$$

Full boundary states are given by the Cardy solution. For each  $g$ , there is a set of boundary states

$$|J, g\rangle\rangle = \sum_j B_j^J |j, g\rangle\rangle = \sum_j \frac{S_J^j}{\sqrt{S_0^j}} |j, g\rangle\rangle, \quad (2.31)$$

where the label  $J$  takes the same half-integer values as for the representations,  $J = 0, \frac{1}{2}, \dots, \frac{k}{2}$ , and the modular  $S$ -matrix of the  $SU(2)_k$  WZW model reads

$$S_i^j = \sqrt{\frac{2}{k+2}} \sin \frac{(2i+1)(2j+1)\pi}{k+2}. \quad (2.32)$$

These boundary states are formally very similar to boundary states in Virasoro minimal models. For a future reference, we provide boundary state components in the first few models in table 2.1.

$k = 2$

$j$	0	1/2	1
$  0\rangle\rangle$	0.707107	0.840896	0.707107
$  1/2\rangle\rangle$	1.	0.	-1.
$  1\rangle\rangle$	0.707107	-0.840896	0.707107

$k = 3$

$j$	0	1/2	1	3/2
$  0\rangle\rangle$	0.609711	0.775565	0.775565	0.609711
$  1/2\rangle\rangle$	0.986534	0.479325	-0.479325	-0.986534
$  1\rangle\rangle$	0.986534	-0.479325	-0.479325	0.986534
$  3/2\rangle\rangle$	0.609711	-0.775565	0.775565	-0.609711

$k = 4$

$j$	0	1/2	1	3/2	2
$  0\rangle\rangle$	0.537285	0.707107	0.759836	0.707107	0.537285
$  1/2\rangle\rangle$	0.930605	0.707107	0.	-0.707107	-0.930605
$  1\rangle\rangle$	1.074570	0.	-0.759836	0.	1.074570
$  3/2\rangle\rangle$	0.930605	-0.707107	0.	0.707107	-0.930605
$  2\rangle\rangle$	0.537285	-0.707107	0.759836	-0.707107	0.537285

$k = 5$

$j$	0	1/2	1	3/2	2	5/2
$  0\rangle\rangle$	0.481581	0.646457	0.721887	0.721887	0.646457	0.481581
$  1/2\rangle\rangle$	0.867780	0.806119	0.321270	-0.321270	-0.806119	-0.867780
$  1\rangle\rangle$	1.082104	0.358757	-0.578908	-0.578908	0.358757	1.082104
$  3/2\rangle\rangle$	1.082104	-0.358757	-0.578908	0.578908	0.358757	-1.082104
$  2\rangle\rangle$	0.867780	-0.806119	0.321270	0.321270	-0.806119	0.867780
$  3/2\rangle\rangle$	0.481581	-0.646457	0.721887	-0.721887	0.646457	-0.481581

$k = 6$

$j$	0	1/2	1	3/2	2	5/2	3
$  0\rangle\rangle$	0.437426	0.594604	0.679662	0.707107	0.679662	0.594604	0.437426
$  1/2\rangle\rangle$	0.808258	0.840896	0.520190	0.	-0.520190	-0.840896	-0.808258
$  1\rangle\rangle$	1.056040	0.594604	-0.281525	-0.707107	-0.281525	0.594604	1.056040
$  3/2\rangle\rangle$	1.143050	0.	-0.735660	0.	0.735660	0.	-1.143050
$  2\rangle\rangle$	1.056040	-0.594604	-0.281525	0.707107	-0.281525	-0.594604	1.056040
$  3/2\rangle\rangle$	0.808258	-0.840896	0.520190	0.	-0.520190	0.840896	-0.808258
$  3\rangle\rangle$	0.437426	-0.594604	0.679662	-0.707107	0.679662	-0.594604	0.437426

Table 2.1: Numerical values of components  $B_j^j$  of SU(2) Cardy boundary states from  $k = 2$  to  $k = 6$ .



## 2.4 Structure constants

In this subsection, we will describe structure of OPE and correlation functions in the  $SU(2)_k$  WZW model. The basic correlators can be written in terms of structure constants, which we need as an input for OSFT calculations. In particular, we need boundary structure constants for the OSFT action and bulk-boundary structure constants for evaluation of Ellwood invariants. For simplicity, we consider only Cardy boundary states with the basic boundary conditions given by the group element  $g = \mathbf{1}$ , which we take as our initial OSFT setting. Some of the formulas presented here come from [26], but we have not found a detailed discussion of the  $SU(2)_k$  WZW model structure constants in the literature.

OPE and correlators of primary fields must follow the generic structure which is imposed by the conformal symmetry, which determines their coordinate dependence. In addition to that, the  $SU(2)$  symmetry allows a simplification of structure constants. Consider a 3-point correlator of primary fields  $\langle \phi_{j_1, m_1}(z_1) \phi_{j_2, m_2}(z_2) \phi_{j_3, m_3}(z_3) \rangle$ . By acting with zero modes of the currents on the primaries (through contour deformations), we get relations between correlators with different  $J_0^3$  eigenvalues  $m_i$ , which allows us to derive an analogue of the Wigner-Eckart theorem from quantum mechanics. Therefore the key part of structure constants depends only on the spins  $j_i$ , while the  $m$ -dependence is captured by Clebsch-Gordan coefficients.

First, let us have a look at structure of the OPE of two chiral primary operators, which we can write as

$$\phi_{j_1, m_1}(z) \phi_{j_2, m_2}(w) \sim \sum_{j_3} \langle j_1, m_1, j_2, m_2 | j_3, m_3 \rangle C_{j_1 j_2}^{j_3} \phi_{j_3, m_3}(w) (z-w)^{h_{j_3} - h_{j_1} - h_{j_2}} + \dots \quad (2.39)$$

As mentioned above, that the  $m$ -dependence of the OPE is fully captured in  $\langle j_1, m_1, j_2, m_2 | j_3, m_3 \rangle$ , which are the usual  $SU(2)$  Clebsch-Gordan coefficients. Therefore we can define two types of structure constants, 'bare' structure constants  $C_{j_1 j_2}^{j_3}$ , which depend only on  $j_i$ , and 'dressed' structure constants, which include the  $m$ -dependence:

$$C_{(j_1, m_1)(j_2, m_2)}^{(j_3, m_3)} = C_{j_1 j_2}^{j_3} \langle j_1, m_1, j_2, m_2 | j_3, m_3 \rangle. \quad (2.40)$$

Similarly, we define structure constants with lower indices, which appear in 3-point functions

$$C_{(j_1, m_1)(j_2, m_2)(j_3, m_3)} = C_{j_1 j_2}^{j_3} C_{j_3 j_3}^0 \langle j_1, m_1, j_2, m_2 | j_3, -m_3 \rangle \langle j_3, -m_3, j_3, m_3 | 0, 0 \rangle. \quad (2.41)$$

These constants can be also expressed in terms of  $SU(2)$  3-j symbols using the identity

$$\begin{pmatrix} j_1 & j_2 & j_3 \\ m_1 & m_2 & m_3 \end{pmatrix} = (-1)^{j_1 - j_2 + j_3} \langle j_1, m_1, j_2, m_2 | j_3, -m_3 \rangle \langle j_3, -m_3, j_3, m_3 | 0, 0 \rangle. \quad (2.42)$$

Next, let us move to the full theory, where there are three types of OPEs: bulk OPE,

boundary OPE and bulk-boundary OPE. Their structure (in this order) is

$$\begin{aligned} \phi_{j_1, m_1, n_1}(z, \bar{z}) \phi_{j_2, m_2, n_2}(w, \bar{w}) &\sim \sum_{j_3} C_{j_1 j_2}^{j_3} \phi_{j_3, m_3, n_3}(w, \bar{w}) |z - w|^{2(h_{j_3} - h_{j_1} - h_{j_2})} \\ &\times \langle j_1, m_1, j_2, m_2 | j_3, m_3 \rangle \langle j_1, n_1, j_2, n_2 | j_3, n_3 \rangle + \dots, \end{aligned} \quad (2.43)$$

$$\phi_{j_1, m_1}^{(ab)}(z) \phi_{j_2, m_2}^{(bc)}(w) \sim \sum_{j_3} \langle j_1, m_1, j_2, m_2 | j_3, m_3 \rangle C_{j_1 j_2}^{(abc)j_3} \phi_{j_3, m_3}^{(ac)}(w) (z - w)^{h_{j_3} - h_{j_1} - h_{j_2}} + \dots, \quad (2.44)$$

$$\phi_{j_1, m_1, n_1}(z, \bar{z}) \sim \sum_{j_2} \langle j_1, m_1, j_1, n_1 | j_2, m_2 \rangle {}^{(a)}B_{j_1}^{j_2} \phi_{j_2, m_2}^{(aa)}(x) (2y)^{h_{j_2} - 2h_{j_1}} + \dots \quad (2.45)$$

In the last equation, we write  $z$  as  $x + iy$ . We have written the boundary OPE for generic boundary condition changing operators, but we will actually need only the simpler case with  $a = b = c$  in our calculations.

The CFT is therefore full determined by the bare structure constants  $C_{ij}^k$ ,  $C_{ij}^{(abc)k}$  and  ${}^{(a)}B_i^l$ . The solution for these structure constants can be obtained by solving sewing relations for the SU(2) model, see appendix C.3. The solution is almost the same as in the Virasoro minimal models [33], there are just some additional signs:

$$C_{ij}^k = (-1)^{i+j-k} \left( F_{k0} \begin{bmatrix} i & i \\ j & j \end{bmatrix} \right)^{-1}, \quad (2.46)$$

$$C_{ij}^{(abc)k} = F_{bk} \begin{bmatrix} a & c \\ i & j \end{bmatrix}, \quad (2.47)$$

$${}^{(b)}B_i^l = \frac{S_0^i}{S_0^0} \sum_m e^{i\pi(2h_m - 2h_b - 2h_i + \frac{1}{2}h_l)} F_{0m} \begin{bmatrix} b & i \\ b & i \end{bmatrix} F_{ml} \begin{bmatrix} i & i \\ b & b \end{bmatrix}. \quad (2.48)$$

The solution is expressed in terms of the fusion matrix of the SU(2)<sub>k</sub> WZW model. We provide an explicit formula for the F-matrix in appendix C.1. Bulk and boundary structure constants are always real, while bulk-boundary structure constants are either real (for even  $l$ ) or purely imaginary (for odd  $l$ ).

Next, we will discuss the normalization of correlators and the BPZ product. The solution for structure constants is not unique because we have a freedom in normalization of primary operators. It would be ideal to use this freedom to set all two-point functions to 1, but that is problematic because the related Clebsch-Gordan coefficient

$$\langle j, m, j, -m | 0, 0 \rangle = (-1)^{j-m} \frac{1}{\sqrt{2j-1}} \quad (2.49)$$

has an alternating sign. If we changed normalization of primaries so that all BPZ products would be positive, we would break the SU(2) symmetry of correlators. Instead, we settle with setting them to  $\pm 1$ . Two-point bulk structure constants based on (2.46) read

$$C_{jj}^0 = \frac{S_0^j}{S_0^0}. \quad (2.50)$$

Since this expression is always positive, we can choose the normalization of bulk primaries to be

$$N_j^{bulk} = \sqrt{2j-1} \frac{\sqrt{S_0^0}}{\sqrt{S_0^j}} \quad (2.51)$$

so that the bulk BPZ product is

$$\langle j, m_1, n_1 | j, m_2, n_2 \rangle = (-1)^{2j-m_1-n_1} \delta_{m_1, -m_2} \delta_{n_1, -n_2}. \quad (2.52)$$

Boundary structure constants are sometimes negative, so we choose the normalization of boundary operators to be

$$N_j^{bound} = (2j-1)^{1/4} \frac{1}{\sqrt{|C_{jj}^{(aaa)0}|}}. \quad (2.53)$$

The boundary BPZ product is then given by

$$\langle j, m | j, n \rangle = \text{sgn}(C_{jj}^{(aaa)0}) (-1)^{j-m} \delta_{m, -n} \langle \mathbf{1} \rangle^{(a)}, \quad (2.54)$$

where  $\langle \mathbf{1} \rangle^{(a)}$  is the trivial boundary correlator, which is equal to the boundary state energy  $B_a^0$ .

Finally, let us note that our result for boundary structure constants is different from [23] and we reached a conclusion that the corresponding expression in [23] is incorrect: compare the equation (A.1) from [23] with our expression for F-matrix (C.2) with special entries given by (2.47) for  $a = b = c$ . The expression in [23] is missing the factors denoted by  $\Lambda$ , which means that it is based on an F-matrix in a wrong 'gauge'. We observe that  $\Lambda$  approaches 1 as  $k \rightarrow \infty$ , which explains why the accuracy of results in [23] improves with increasing  $k$ . We are essentially sure that our formulas are correct because we reproduce the expected boundary states with much better accuracy and because some of our solutions have duals in  $m = 2, 3$  Virasoro minimal models.

## 2.5 Symmetry-breaking boundary states

Construction of symmetry-breaking boundary states is generally quite difficult. The known examples do not describe completely generic boundary states, but they rely on existence of some other symmetry, which is preserved even though the original symmetry is broken, or on orbifold constructions. A general description of these techniques is given in [34][35][36][37], more references can be found in [30]. In case of the  $SU(2)_k$  WZW model, we have found two references that discuss symmetry-breaking boundary states [24][38]. These constructions are based on decomposition of the  $SU(2)_k$  WZW model into a parafermion theory and a free boson. So we will describe this decomposition first.

The  $SU(2)$  group includes a  $U(1)$  subgroup (conventionally generated by the  $J^3$  current) and therefore we can decompose our model as  $SU(2)_k = \frac{SU(2)_k}{U(1)_k} \times U(1)_k$ . The  $U(1)_k$  model describes

free boson on a circle of radius  $R = \sqrt{k}$  and the coset  $\frac{\text{SU}(2)_k}{\text{U}(1)_k}$  describes a parafermion theory. In special cases  $k = 2$  and  $k = 3$ , the parafermion theory is equivalent to the Ising model and the Potts model respectively.

Free boson theory on a circle with radius of the form  $R = \sqrt{k}$  is slightly different from a generic free boson theory because it has an extended symmetry, which is generated by additional generators  $e^{\pm i2\sqrt{k}X}(z)$  with conformal dimension  $k$ . Representations of this theory are labeled by an integer  $n$ , which is defined modulo  $2k$ . These representations are built on states with momentum

$$p = \frac{n + 2kl}{\sqrt{k}}, \quad l \in \mathbb{Z}. \quad (2.55)$$

This free boson theory includes two types of Ishibashi states which respect the symmetry: Dirichlet

$$|r, r\rangle_D = \exp\left(\sum_{n=1}^{\infty} \frac{1}{n} \alpha_{-n} \bar{\alpha}_{-n}\right) \sum_{l \in \mathbb{Z}} \left| \frac{r + 2kl}{\sqrt{k}}, \frac{r + 2kl}{\sqrt{k}} \right\rangle, \quad r = 0, 1, \dots, 2k - 1 \quad (2.56)$$

and Neumann

$$|r, -r\rangle_N = \exp\left(-\sum_{n=1}^{\infty} \frac{1}{n} \alpha_{-n} \bar{\alpha}_{-n}\right) \sum_{l \in \mathbb{Z}} \left| \frac{r + 2kl}{\sqrt{k}}, -\frac{r + 2kl}{\sqrt{k}} \right\rangle, \quad r = 0, k. \quad (2.57)$$

Using these Ishibashi states, we can construct Cardy boundary states. Dirichlet boundary states, which are denoted as A-branes using the terminology of [24], are

$$|D, n\rangle = \frac{1}{(2k)^{1/4}} \sum_{m=0}^{2k-1} e^{-\frac{i\pi mn}{k}} |m, m\rangle_D, \quad n = 0, \dots, 2k - 1. \quad (2.58)$$

These boundary states describe D0-branes that are positioned at one of  $2k$  special points on the circle. Neumann boundary states, denoted as B-branes in [24], are given by

$$|N, \eta\rangle = \frac{k^{1/4}}{2^{1/4}} (|0, 0\rangle_N + \eta |k, -k\rangle_N), \quad \eta = \pm 1. \quad (2.59)$$

They are interpreted as D1-branes with two special values of Wilson line. The theory of course admits D-branes with arbitrary position or Wilson line, but these boundary states do not respect the extended symmetry.

Next, let us have a look at the parafermion theory. Irreducible representations of this theory are labeled by pairs of numbers  $(j, n)$ , where  $j$  is a half-integer in the range  $0 \leq j \leq \frac{k}{2}$  as in the  $\text{SU}(2)_k$  WZW theory and  $n$  is an integer defined modulo  $2k$ . The pairs are further restricted by a condition  $2j + n = 0 \pmod{2}$  and by an equivalence relation  $(j, n) \sim (\frac{k}{2} - j, k + n)$ . If we choose  $n$  from the interval  $-2j \leq n \leq 2k - 2j - 2$ , the weights of primaries are then given by

$$h_{j,n} = \begin{cases} \frac{j(j+1)}{k+2} - \frac{n^2}{4k} & -j \leq \frac{n}{2} \leq j, \\ \frac{j(j+1)}{k+2} - \frac{n^2}{4k} + \frac{n-2j}{2} & j \leq \frac{n}{2} \leq k - j. \end{cases} \quad (2.60)$$



Cardy boundary states in the parafermion theory read

$$\|J, n\rangle\rangle = \sum_{(j,m)} \frac{S_{(J,n)}^{PF(j,m)}}{\sqrt{S_{(0,0)}^{PF(j,m)}}} |j, m\rangle\rangle, \quad (2.61)$$

where the parafermion  $S$ -matrix is related to the  $SU(2)_k$   $S$ -matrix as

$$S_{(J,n)}^{PF(j,m)} = \sqrt{\frac{2}{k}} e^{\frac{i\pi mn}{k}} S_J^{SU j}. \quad (2.62)$$

These boundary states are denoted as A-branes in [24]. B-branes in the parafermion theory are given by

$$\|B, J\rangle\rangle = \sqrt{k} \sum_j \frac{S_{(J,0)}^{PF(j,0)}}{\sqrt{S_{(j,0)}^{PF(j,m)}}} |B, j, 0\rangle\rangle, \quad (2.63)$$

where B-type Ishibashi states are defined by equation (3.17) in [24]. There are some subtleties regarding these boundary states, but we will not discuss them because they do not appear in the construction of  $SU(2)$  B-branes.

Cardy boundary states (A-branes) in the parafermion theory have a nice geometrical interpretation. Consider a circle with  $k$  regularly placed special points. Boundary states with  $J = 0$  or  $J = k/2$  are D0-branes at these special points and states with other  $J$  are represented by lines that connect two points separated by  $2J$  segments. The other number  $n$  determines orientation of these branes. See figure 2.1 for illustration.

Now, let us go back to the  $SU(2)_k$  WZW model. Representations of  $SU(2)_k$  have a non-trivial decompositions into free boson and parafermion representations. The character (2.21) decomposes as

$$\chi_j^{SU}(q, z) = \sum_{n=0}^{2k-1} \chi_{j,n}^{PF}(q) \chi_n^{U(1)}(q, z). \quad (2.64)$$

The variable  $z$  tells us that there is a relation between momentum in the free boson theory and eigenvalue of  $J_0^3$  in the  $SU(2)_k$  model. Concretely, the quantum number  $n$  from (2.55) corresponds to  $2m$ .

In [24], it was shown that Cardy boundary states in the  $SU(2)_k$  WZW model can be written in terms of Cardy boundary states in the constituent models<sup>2</sup>:

$$\|J, g\rangle\rangle^{SU} = \frac{1}{\sqrt{k}} \sum_{n=0}^{2k-1} \|J, n\rangle\rangle^{PF} \|D, n\rangle\rangle^{U(1)}, \quad (2.65)$$

---

<sup>2</sup>The reference [24] does not specify for what  $SU(2)$  gluing condition it holds. It cannot be the basic identity gluing conditions, which imply  $(J_n^3 + \bar{J}_{-n}^3)|B\rangle\rangle = 0$ , while Dirichlet boundary state is annihilated by the combination of modes  $\alpha_n - \bar{\alpha}_{-n}$ . A more likely candidate for the gluing matrix is

$$\Omega = \begin{pmatrix} 0 & 0 & 1 \\ 0 & -1 & 0 \\ 1 & 0 & 0 \end{pmatrix}.$$

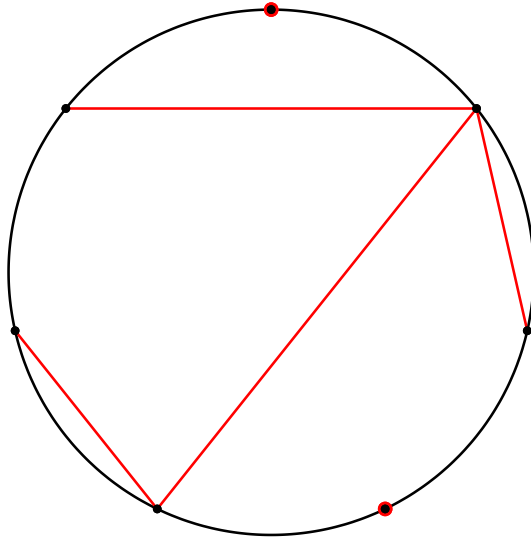


Figure 2.1: Illustration of graphical representations of D-branes in the parafermion theory for  $k = 7$ . There are  $k$  special points on the circle and D-branes (denote by red color) either sit at one of the points or connect two of them. We show several examples of D-branes with various  $(J, n)$ .

where the sum over  $n$  goes only over values allowed by the parafermion representations.

The so-called B-branes are given by a very similar expression, one just needs to replace Dirichlet boundary states by Neumann boundary states in the  $U(1)$  theory

$$\|B, J, \eta\rangle^{SU} = \frac{1}{\sqrt{k}} \sum_{n=0}^{2k-1} \|J, n\rangle^{PF} \|N, \eta\rangle^{U(1)}, \quad \eta = \pm 1. \quad (2.66)$$

The energy of a B-brane is given by  $\sqrt{k}$  times the energy of the usual Cardy boundary state with the same  $J$ . The formula above describes just two representatives of B-branes, which however appear in much larger continuous families. The spectrum of B-branes includes five dimension one operators and therefore they have five-dimensional moduli space.

In the reference [38], the authors construct another two types of boundary states. These are less relevant for our work, so we will mention them only briefly. First, they consider a case when the level is an integer squared,  $k = \kappa^2$ . In these models, they find boundary states parameterized by parafermion labels  $(j, n)$  and group elements  $g \in SU(2)/\mathbb{Z}_\kappa$  or  $g \in SU(2)/\mathbb{Z}_{\kappa/2}$  for odd and even  $k$  respectively. One can easily see how these boundary states arise in the simplest nontrivial case  $k = 4$ . In this model, primary operators with  $j = 2$  have weight one; therefore there is an extended set of marginal operators and symmetry-breaking boundary states can be generated by marginal deformations of the  $J = 1$  boundary state. Marginal deformations are however not a focus of this article and we will encounter only one real OSFT solution that may belong to this group.

The second class of boundary states in [38] is inspired by free boson boundary states from [39]. They are defined for arbitrary  $k$ , but they suffer from the same problem as the boundary states in [39]. When one tries to verify the Cardy condition, modular transformation of an overlap of two boundary states leads to an integral over characters instead of the usual sum. It is not clear whether such boundary states have any physical meaning. Another problem is that we do not know normalization of these boundary states, so we cannot do even a simple comparison of  $g$ -function with our results.

## 2.6 Extension to $SL(2, \mathbb{C})$ model

Although our original intention was to work with the  $SU(2)$  model, we found that some OSFT solutions actually describe  $SL(2, \mathbb{C})$  WZW model boundary states. Therefore let us make few comments regarding the relation between the two models.

The  $SL(2, \mathbb{C})$  group can be viewed as a complexification of the  $SU(2)$  group. We can write a generic element of both groups using the same three generators,

$$g = \exp \sum_{a=1}^3 \lambda_a J^a, \quad (2.67)$$

but the difference is that the parameters  $\lambda_a$  are real in the  $SU(2)$  group and complex in the  $SL(2, \mathbb{C})$  group. To describe  $SL(2, \mathbb{C})$  elements, we can also use the formula (2.4) with complex angles, which generate hyperbolic functions.

Similarly, we can understand  $SL(2, \mathbb{C})$  boundary states as complexification of  $SU(2)$  boundary states. In this paper, we focus on boundary states that preserve the  $J^3$  gluing condition. To describe these states in the  $SL(2, \mathbb{C})$  WZW model, can use the formulas (2.30) and (2.37), where we make a replacement

$$\theta \rightarrow \theta - i \log \rho, \quad (2.68)$$

so that

$$e^{in\theta} \rightarrow \rho^n e^{in\theta}, \quad (2.69)$$

where the parameter  $\rho$  is a positive real number. In this parameterization, boundary state components depend on  $\rho$  through integer powers.

Obviously,  $SL(2, \mathbb{C})$  boundary states are not real with respect to complex conjugation. That means that the corresponding OSFT solutions must be also complex. However, the  $SL(2, \mathbb{C})$  solutions that we discuss in this paper still have some reality properties, so we call them pseudo-real.

### 3 String field theory implementation

In this section, we will discuss several topics regarding how the  $SU(2)_k$  WZW model is incorporated into OSFT. We take some inspiration from [23], but our approach to many calculations is different. The general framework and numerical algorithms that we use are based on the thesis [22] and we refer to this work for most technical details. However, we have to make some adjustments in order to deal with the  $SU(2)$  currents, so we will focus on the description of the differences that come with the  $SU(2)_k$  WZW model. First, we will discuss properties of the string field and then we will move to topics which concern the analysis and identification of solutions. Additionally, appendix D provides a description of some of our numerical algorithms for evaluating of the OSFT action and Ellwood invariants in this model.

#### 3.1 String field

The form of string field in OSFT which describes the  $SU(2)_k$  WZW model is obtained by tensoring the Hilbert space (2.20) with state spaces of the remaining part of the matter theory and the ghost theory (where we impose Siegel gauge and the  $SU(1,1)$  singlet condition [40][20][21]). We expand the string field as

$$\Psi = \sum_{A,I,J,K,j,m} t_{AIJKjm} J_{-I}^A L'_{-J} L'^{gh}_{-K} c_1 |j, m\rangle, \quad (3.1)$$

where we use multiindices defined in the usual way,  $I = \{i_1, i_2, \dots, i_n\}$ ,  $L'$  are universal matter Virasoro generators with central charge  $c' = 26 - c^{SU}$  and  $L'^{gh}$  are 'twisted' ghost Virasoros [41]. This form of string field automatically implements Siegel gauge and also the  $SU(1,1)$  singlet condition. We treat the universal matter and ghost parts of the string field in the same way as in [22], so let us focus on the  $SU(2)$  part.

Even though we impose Siegel gauge, OSFT equations still have an unfixed symmetry. Similarly to free boson theories, which have  $U(1)$  symmetries that correspond to translation of solutions along compact dimensions, our theory must respect the  $SU(2)$  symmetry. That means that if  $|\Psi\rangle$  is a solution of OSFT equations, then  $e^{i\lambda_a J_0^a} |\Psi\rangle$  must be also a solution. Therefore, with the exception of  $SU(2)$  singlets, OSFT solutions form continuous families, which prevents us from finding them using Newton's method (which searches for isolated solutions). To deal with this problem, we fix this symmetry using the same prescription as in [23]. We require that that the string field obeys

$$J_0^3 |\Psi\rangle = 0. \quad (3.2)$$

This condition sets  $\lambda_{\pm}$  to zero and  $\lambda_3$  becomes irrelevant, so the  $SU(2)$  symmetry is fully fixed. As we mentioned before, this restriction of string field means that it can describe only certain boundary states. The Ellwood invariant conservation law for  $J_0^3$  (which is analogous to

momentum conservation in free boson theories and it can be derived following [19][22]) reads

$$\langle E[\mathcal{V}]|J_0^3|\Psi\rangle = -\langle E[(J_0^3 + \bar{J}_0^3)\mathcal{V}]|\Psi\rangle \quad (3.3)$$

and it follows that boundary states described by our solutions must obey

$$(J_0^3 + \bar{J}_0^3)|B\rangle = 0. \quad (3.4)$$

For Cardy boundary states, it automatically implies that they preserve the  $J^3$  gluing condition<sup>3</sup>, which leaves us with a one-parametric family of states labeled by  $\theta$ . This symmetry is broken by the level truncation approximation, so equations of motion for the restricted string field have a discrete set of solutions and we can search for them using Newton's method.

In order to implement the condition (3.2), we decompose the  $SU(2)_k$  WZW model Hilbert space according to eigenvalues of  $J_0^3$ :  $\mathcal{H} = \bigoplus_{m \in \mathbb{Z}} \mathcal{H}^{(m)}$ . Based on this decomposition, we decompose the string field as

$$|\Psi\rangle = \sum_{m \in \mathbb{Z}} |\Psi^{(m)}\rangle, \quad (3.5)$$

where  $|\Psi^{(m)}\rangle$  satisfies  $J_0^3|\Psi^{(m)}\rangle = m|\Psi^{(m)}\rangle$ . The condition (3.2) therefore selects  $|\Psi^{(0)}\rangle$ , but we also need  $|\Psi^{(\pm 1)}\rangle$  as auxiliary objects, which help us compute OSFT vertices and Ellwood invariants, see appendix D. Since we select only a part of the Hilbert space, the number of states at a given level is significantly reduced and imposing (3.2) therefore greatly speeds up our calculations.

For the construction of OSFT solutions, the most important states are the tachyon  $c_1|0,0\rangle$ , relevant primary operators  $c_1|j,0\rangle$  and sometimes the marginal state  $J_{-1}^3 c_1|0,0\rangle$ . These states are responsible for most of the well-convergent solutions, which describe the fundamental boundary states, although we usually solve equations also for first few descendant fields to have access to some more unusual solutions.

## 3.2 Twist symmetry and reality conditions

Next, we will describe twist symmetry and reality conditions of the string field in the  $SU(2)_k$  WZW model, which are different from most other OSFT settings.

When we analyze boundary three-point functions in our model (which determine the basic cubic vertices in OSFT), we notice that bare structure constants are fully symmetric, but dressed structure constants satisfy

$$C_{(j_1, m_1)(j_2, m_2)(j_3, m_3)} = (-1)^{j_1 + j_2 + j_3} C_{(j_3, m_3)(j_2, m_2)(j_1, m_1)} \quad (3.6)$$

---

<sup>3</sup>For generic symmetry-breaking boundary states, the condition (3.4) can be rewritten as

$$(L_n - \bar{L}_{-n})(J_{-n}^3 + \bar{J}_n^3)|B\rangle = 0,$$

which is however weaker than the  $J^3$  gluing condition.

when we reverse the order of the three labels. This equation follows from the properties of the Clebsch-Gordan coefficients. In OSFT, reversal of the order of entries in the cubic vertex involves the twist symmetry. When we consider ghost number one string fields, we have

$$\langle \Psi_1, \Psi_2, \Psi_3 \rangle = \langle \Omega \Psi_3, \Omega \Psi_2, \Omega \Psi_1 \rangle, \quad (3.7)$$

where  $\Omega$  is the twist operator. If we further restrict the string fields just to primary fields,  $|\Psi_i\rangle = c_1|j_i, m_i\rangle$ , the cubic vertex becomes

$$\langle \Psi_1, \Psi_2, \Psi_3 \rangle = \left( \frac{3\sqrt{3}}{4} \right)^{3-h_1-h_2-h_3} C_{(j_1, m_1)(j_2, m_2)(j_3, m_3)}. \quad (3.8)$$

By combining the equations above, we find out that twist symmetry acts on primary operators in a nontrivial way<sup>4</sup>

$$\Omega|j, m\rangle = (-1)^j|j, m\rangle. \quad (3.9)$$

If we consider more generic states in a spin  $j$  representation, the action of the twist symmetry generalizes to

$$\Omega|\Psi\rangle = (-1)^{N+j}|\Psi\rangle, \quad (3.10)$$

where  $N$  is the eigenvalue of the number operator.

Properties of the twist symmetry do not let us to set the twist odd part of the string field to zero, which is usually done in most OSFT calculations. The reason is that twist odd states play a crucial role in many important solutions and by removing them we would lose these solutions. In particular, we note that the first primary state  $c_1|1, 0\rangle$  is twist odd and the marginal state  $J_{-1}^3 c_1|0, 0\rangle$  too. We considered some alternative definitions of twist symmetry (which combine the twist symmetry with some  $Z_2$  symmetry), but none of them seems to be useful for our purposes. They either remove important states too or they are not compatible with our basis, which makes their implementation too complicated.

The presence of twist odd states increases the overall time requirements of our calculations, but not too much because most time is typically consumed by evaluation of cubic vertices, see appendix D.2.

Next, let us move to reality properties of the string field. Complex conjugation (which is defined as a combination of BPZ and Hermitian conjugations) acts on modes  $J_n^a$  as

$$(J_n^3)^* = (-1)^{n+1} J_n^3, \quad (3.11)$$

$$(J_n^\pm)^* = (-1)^{n+1} J_n^\mp. \quad (3.12)$$

and on boundary and bulk primary states as

$$|j, m\rangle^* = (-1)^m |j, -m\rangle, \quad (3.13)$$

$$|j, m, n\rangle^* = (-1)^{m-n} |j, -m, -n\rangle. \quad (3.14)$$

---

<sup>4</sup>Alternatively, one can replace  $(-1)^j$  by  $(-1)^{j+m}$  because the factors  $(-1)^{m_i}$  cancel each other, but that does not change the fact that some primary states are twist odd.

See appendix A for a derivation of these formulas.

These rules for complex conjugation allow us to derive reality conditions for individual components of the string field (we find for example that coefficients of primary fields  $c_1|j, 0\rangle$  must be real for real solutions), but testing reality of string field directly is not very practical. Since the complex conjugation switches  $J^+$  with  $J^-$  and we choose our basis asymmetrically, we often find that real solutions satisfy

$$\Psi = \Psi^* + \chi, \quad (3.15)$$

where  $\chi$  is a null state. In other words, a real string field is usually real only up to a null state. Checking this condition requires quite a lot of effort, so it is much easier to check reality of gauge invariant observables. A real solution must have a real energy and its invariants (which are defined in the next subsection) must satisfy

$$E_{j,m} = (-1)^{2j} E_{j,-m}^* \quad (3.16)$$

and

$$J_{+-}^* = J_{-+}, \quad J_{33}^* = J_{33}. \quad (3.17)$$

We also encounter pseudo-real solutions, which have real action, but their string field and invariants are not real. See for example  $\text{SL}(2, \mathbb{C})$  solutions in section 5. These solutions usually satisfy some alternative reality condition of the form

$$\Psi = S(\Psi^*) + \chi, \quad (3.18)$$

where  $S$  is some  $Z_2$  symmetry and  $\chi$  is a null state.

### 3.3 Observables

In order to identify solutions as boundary states, we need gauge invariant observables. The first quantity we consider is the energy, which is defined in the usual way using the OSFT action:

$$E[\Psi] = E_J - S[\Psi] = E_J + \frac{1}{g_o^2} \left( \frac{1}{2} \langle \Psi, Q\Psi \rangle + \frac{1}{3} \langle \Psi, \Psi * \Psi \rangle \right), \quad (3.19)$$

where  $E_J$  is the energy of the  $J$ -brane background. The energy is normalized to reproduce boundary  $g$ -functions, which means that  $E_J = \langle \mathbf{1} \rangle^{(J)} = B_J^0$ . However, knowing the energy is not enough because there are continuous families of boundary states that share the same energy. Therefore we need more gauge invariant observables to make unique identification of solutions.

It is conjectured that components of a boundary state corresponding to a solution are given by so-called Ellwood invariants [42], which are defined using on-shell bulk primary operators  $\mathcal{V}$ :

$$E[\mathcal{V}] = 2\pi i \langle I | \mathcal{V}(i, -i) | \Psi - \Psi_{TV} \rangle, \quad (3.20)$$

where  $\Psi_{TV}$  is the tachyon vacuum solution. In the conventions of [22], Ellwood invariants should be equal to components of the matter part of the boundary state corresponding to an OSFT solution,  $E[\mathcal{V}]^{exp} = \langle V^m || B \rangle$ , where  $V^m$  is the matter part of  $\mathcal{V}$ . When we decompose the bulk Hilbert space of the  $SU(2)_k$  WZW theory into irreducible representations with respect to the stress-energy tensor, we find that there is an infinite tower of primary operators and therefore it is possible to define an unlimited number of Ellwood invariants. However, most of primary fields have high conformal weights, which means that the associated invariants would be not converge for most solutions (see [22]). Therefore we consider only a limited number of simple invariants with low weights. Furthermore, the condition (3.2) implies that Ellwood invariants can be nonzero only for bulk operators which satisfy

$$(J_0^3 + \bar{J}_0^3)\mathcal{V} = 0, \quad (3.21)$$

so we consider only bulk operators which have the opposite left and right  $J_0^3$  eigenvalue.

We define two types of invariants. The main invariants that we work with are based on  $SU(2)$  primary operators:

$$E_{j,m} = 2\pi i \langle E[c\bar{c}\phi_{j,m,-m}V^{aux}] | \Psi - \Psi_{TV} \rangle, \quad (3.22)$$

where  $V^{aux}$  is an auxiliary vertex operator, which sets the overall conformal weight to zero, see [19] for more details. If we set  $j = m = 0$ , we get the universal invariant  $E_{0,0}$  which measures the energy. Additionally, we decided to test some invariants that include current descendants. Most of them have high conformal weights, so we define only the simplest possible invariants  $J_{ab}$ , which are analogous to  $D_{1\mu\nu}$  invariants from the free boson theory [22]:

$$J_{ab} = 2\pi i N_{ab} \langle E[c\bar{c}J^a\bar{J}^b] | \Psi - \Psi_{TV} \rangle. \quad (3.23)$$

The condition (3.21) implies that there are only three nonzero invariants:  $J_{+-}$ ,  $J_{-+}$  and  $J_{33}$ . The operators  $J^a\bar{J}^b$  lie in the same representation as the identity, which means that these invariants should be related to  $E_{0,0}$  for Cardy boundary states. We choose their normalization to be

$$N_{+-} = N_{-+} = -\frac{1}{k}, \quad (3.24)$$

$$N_{33} = -\frac{2}{k}, \quad (3.25)$$

which guarantees that they are equal to  $E_{0,0}$  for universal solutions.

Expectation values of our invariants for Cardy boundary states follow from the formulas in section 2.3. Their absolute values are given by the matrix  $B_J^j$  and their phases follow from Ishibashi states for the given gluing conditions. Their expectation values for a boundary state describing a  $J$ -brane with angle  $\theta$  are

$$E_{j,m}^{exp} = (-1)^{j-m} B_J^j e^{2im\theta}, \quad (3.26)$$

$$J_{\pm\mp}^{exp} = B_J^0 e^{\pm 2i\theta}, \quad (3.27)$$

$$J_{33}^{exp} = B_J^0. \quad (3.28)$$



In addition to gauge invariant observables, we also compute the first 'out-of-Siegel' equation  $\Delta_S$  [21][22] using the prescription

$$\Delta_S = -\langle 0|c_{-1}c_0b_2|Q\Psi + \Psi * \Psi\rangle. \quad (3.29)$$

This quantity serves as a consistency check whether solutions satisfy equations that were projected out during implementation of Siegel gauge and it should approach zero.

### 3.4 Search for solutions

Now, let us move to the topic of search for solutions and their analysis.

Our method to find OSFT solutions closely follows the algorithms described in [22], so we will mention it only briefly. We first compute low level seeds (typically at level 2) using the homotopy continuation method which allows us to find all solutions at a given level. Out of these seeds, we select those that have promising properties and we improve them using Newton's method to the highest level we can reach using the available computer resources (which is 10 to 14 depending on the background).

We typically find many seed whose energy is of the same order as energy of the initial D-brane. Only a small percentage of seeds is real, more of them are pseudo-real solutions and the vast majority are generic complex solutions. Unfortunately, we cannot restrict the analysis to real solutions because pseudo-real solutions describe  $SL(2, \mathbb{C})$  branes and some complex seeds become real or pseudo-real at higher levels. At low  $k$  and  $J$ , the number of solutions is manageable, but it grows very quickly as we consider higher models. At  $k = 8$ , we had to deal with over ten thousand of solutions.

The number of potentially useful seeds is too high to be analyzed by hand, so we had to come up with an automatic procedure to reduce their number to a manageable amount by discarding those with undesirable properties, like large imaginary part or large  $\Delta_S$ . We used several rounds of elimination, during which we gradually applied more and more strict criteria with increasing level. At the highest available level, we decided keep for a more detailed analysis by hand only solutions with  $\text{Re}[E] > 0$ ,  $|\text{Im}[E]| \lesssim 0.05$  and  $|\Delta_S| \lesssim 0.05$ . In most settings, these solutions still included a significant amount (usually few dozens) of complex solutions. However, our analysis showed that only few complex solutions allow a clear identification (they mostly represent two  $SL(2, \mathbb{C})$  0-branes). These complex solutions seem to be neither very interesting, nor they give us some new information, so, in the end, we decided that the results presented in this paper will include only solutions which are real or pseudo-real, or became so at some achievable level.

The search for solutions in this model is more complicated than usual due to a partial numerical instability of some solutions. In case of these solutions, Newton's method does not work properly at (some or all) odd levels, it either does not converges at all or it leads to a result that is too different from the previous even level. In order to deal with this problem, we

use only even levels as seeds for Newton's method. Some solutions with this issue have a clear interpretation, so this instability does not necessarily disqualify solutions, we just have to use only even level data for their analysis.

This instability is most likely connected to the marginal field  $\lambda J_{-1}^3 c_1 |0, 0\rangle$ , we checked that unstable solutions excite this field (the value of  $\lambda$  is typically pure imaginary or complex, so the instability mainly concerns  $SL(2, \mathbb{C})$  solutions). In principle, we should be able to see continuous families of solutions that correspond to boundary states with different  $\theta$ , which are connected by marginal deformations. This symmetry is broken by the level truncation approximation, but the potential for the marginal field is still quite flat. And it seems that some of its minima either disappear as some levels or the move far between levels, which is probably the cause of the instabilities. However, it is not clear why the instabilities occur for imaginary values of the marginal field and why they happen only at odd levels.

### 3.5 Identification of solutions

First, let us divide solutions in our model into three categories based on which types of D-branes they describe:

- **SU(2) solutions:** These solutions correspond to Cardy boundary states of the SU(2) model described in section 2.3, which preserve the maximal possible amount of symmetry. These solutions must be real.
- **SL(2,  $\mathbb{C}$ ) solutions:** Next, there are solutions that go beyond the original SU(2) model and describe Cardy boundary states of the extended SL(2,  $\mathbb{C}$ ) model. SL(2,  $\mathbb{C}$ ) boundary states are not real with respect to our reality condition, but they are mostly pseudo-real.
- **Exotic solutions:** Finally, there are solutions that do not match any combination of Cardy boundary states. Therefore we think that they describe symmetry-breaking boundary conditions either in SU(2) or SL(2,  $\mathbb{C}$ ) model. They can be either real or pseudo-real, but we will focus on real solutions which describe boundary states in the SU(2) model.

Precise identification of solutions in our model and their assignment into one of these groups is more difficult than in the free boson theory, where we have tachyon profile and energy density profile to guide us. The energy is usually consistent only with few D-branes configurations, but determining whether there is a combination of parameters  $\theta$  (and possibly  $\rho$ ) so that all invariants match the expected values can be quite difficult, especially if a solution describes more than one D-brane.

Therefore we introduce a quantity  $R^2$  measuring the difference between invariants of a solution and their expected values for a D-brane configuration with given parameters. We define it

as

$$R^2(J, \theta, \rho) = \sum_{j,m} (E_{j,m} - E_{j,m}^{exp}(J, \theta, \rho))^2, \quad (3.30)$$

where  $E_{j,m}$  are infinite level extrapolations of Ellwood invariants (or values from the last available level) and  $E_{j,m}^{exp}(J, \theta, \rho)$  are their expected values for given parameters  $J$ ,  $\theta$  and  $\rho$ .

To identify a solution, we select D-brane configurations allowed by the energy and then we numerically minimize this quantity for each configuration. Since there can be more local minima, we try several different starting points for  $\theta$  and  $\rho$ . The minimum with the smallest value of  $R^2$  is then chosen as the final identification. Cases of more D-branes configurations having similar  $R^2$  are rare, so identification of well-behaved solutions is usually unique. Good solutions typically have  $R^2 < 0.001$ . If  $R^2 \gtrsim 0.01$ , it indicates low precision of a solution (which is often accompanied by other problems), and if  $R^2 \gtrsim 0.1$ , it usually means that the identification failed and the given solution does not describe a configuration of Cardy boundary states.

The definition of  $R^2$  allows various adjustments, which may be more convenient for some types of solutions. One can choose various ranges of  $j$  and  $m$ . We decided to take only  $m = -j, j$  because these invariants usually have the best precision and they are most sensitive to the parameters  $\theta$  and  $\rho$ , while invariants with  $m$  around zero usually have larger errors. Additionally, for  $SL(2, \mathbb{C})$  solutions at high  $k$ , we restrict  $j$  by  $j_{max} = 2$  because these solutions have very large values of invariants with high  $j$ , which leads to problems during numerical minimization of  $R^2$ . It would be also possible to make other changes, like weighting invariants by their errors. Alternative definitions of  $R^2$  typically do not affect  $\theta$  because this angle is unambiguously fixed to few discrete values by reality of some invariants for most solutions. They lead to small changes in  $\rho$  for  $SL(2, \mathbb{C})$  solutions, but the results seem to be affected more by precision of infinite level extrapolations than by the definition of  $R^2$ .

For infinite level extrapolations, we use the method described in [22]. Let us quickly review the key points here.

To extrapolate a given quantity, we fit the known data points by a function of the form of a polynomial in  $1/L$ :

$$f^{(M)}(L) = \sum_{n=0}^M a_n L^{-n}, \quad (3.31)$$

where  $M$  is the order of extrapolation. We usually use functions of the highest possible order, which actually interpolate the data points. The infinite level extrapolation is then given by the limit  $\lim_{L \rightarrow \infty} f^{(M)}(L)$ .

However, OSFT data usually do not allow a straightforward extrapolation. They contain more or less visible oscillations with period of 2 (energy,  $\Delta_S$ , string field coefficients) or 4 (Ellwood invariants) levels. Therefore we divide data points into 2 or 4 groups and extrapolate each of them separately. Then we take the average of the 2 or 4 values as the final result and the standard deviation as the error estimate. This type of error estimate is somewhat problematic

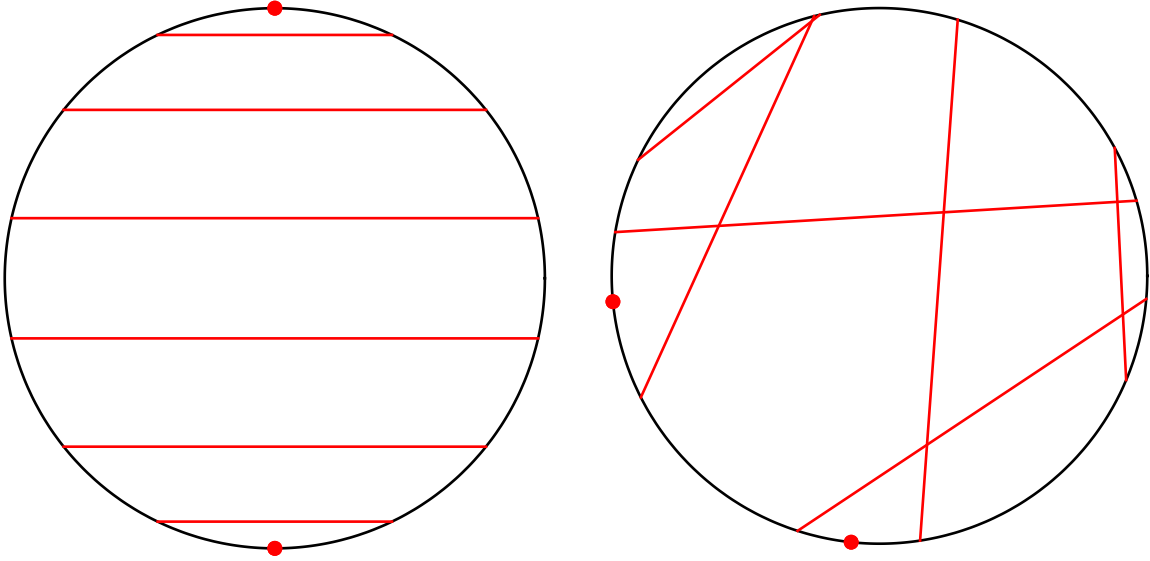


Figure 3.1: Visualizations of SU(2) Cardy branes for  $k = 7$ . The figure on the left shows all D-branes with  $\theta = 0$ , the right figure shows the same D-branes rotated by random angles  $\theta$ .

because it tends to under/over-estimate the actual error depending on properties of the given quantity, see the discussion in [22], but we have no better option and it gives us at least a rough idea about precision of extrapolations.

### 3.6 Visualization of SU(2) D-branes

Boundary states in the  $SU(2)_k$  WZW model have a somewhat different interpretation from usual D-branes in free boson theory. They do not form hyperplanes, but they have a geometrical meaning. Cardy boundary states are associated with conjugacy classes of the SU(2) group [43][24][30]. However, they are not localized exactly to conjugacy classes, but they are smeared objects around them. The localization is least definite for low  $k$  and it gets sharper with increasing  $k$ .

The SU(2) group manifold is isomorphic to a 3-sphere and conjugacy classes form either points or 2-spheres on the 3-sphere. Points correspond to 0-branes or  $\frac{k}{2}$ -branes and 2-spheres to other D-branes. Visualization of the 3-sphere would be difficult, but the fact that our solutions preserve the gluing condition for the  $J^3$  current fortunately makes the problem much simpler. These Cardy boundary states are characterized just by the angle  $\theta$ , so we can replace the 3-sphere just by a circle, which corresponds to a 'side view' of the 3-sphere. 0-branes are represented by points on the circle and other  $J$ -branes by lines connecting two points on the circle separated by a distance determined by  $J$ . The angle  $\theta$  corresponds to rotation of D-branes with respect to the vertical axis. See figure 3.1 for illustration, where we visualize some D-branes in  $k = 7$  model as an example.

Notice that visualization of Cardy boundary states preserving the  $J^3$  gluing condition is very similar to visualization of parafermion D-branes mentioned in section 2.5. The only difference is that D-branes in the  $SU(2)_k$  WZW model are not fixed to special points and they can be rotated by an arbitrary angle.

## 4 $SU(2)$ solutions

In this section, we discuss OSFT solutions describing  $SU(2)$  Cardy boundary states, which are the basic results expected based on background independence of OSFT. The  $k = 1$  model is not interesting for us because it is dual to free boson on the self-dual radius  $R = 1^5$  [25] and all fundamental boundary states are related by marginal deformations. Therefore we will consider  $k \geq 2$ . We will discuss  $k = 2, 3, 4$  models in more detail and then we will show a summary of solutions that we have found up to  $k = 8$  and conjecture some generic properties of these solutions.

When it comes to the initial boundary conditions, we can restrict our attention just to  $\frac{1}{2} \leq J \leq \frac{k}{4}$ . Boundary conditions with  $J > \frac{k}{4}$  are related to  $\frac{k}{2} - J$  just by an  $SU(2)$  rotation (see (2.34)). We also skip all backgrounds with  $J = 0$  because they have trivial boundary spectrum and therefore all solutions on such backgrounds can be also found on an arbitrary background with the same  $k$ . The argument why it happens is quite simple. Consider a nontrivial boundary field  $\phi_{j,m}$ . One-point function of a such field is always zero, which means these fields always contribute to the action at least quadratically. The same holds for their descendants. Therefore it is possible to set all fields corresponding to representations with  $j > 0$  to zero and the remaining equations of motion for fields corresponding to descendants of the identity are the same as equations of motion for  $J = 0$ . This shows that solutions based on the identity representation are shared by all backgrounds for given  $k$ .

### 4.1 $k = 2$ solutions

Let us begin with the with the  $k = 2$  model, where we choose  $J = \frac{1}{2}$  boundary conditions (with  $\theta = 0$ ) as the background. By solving level 2 equations, we found approximately 1000 seed solutions. Out of them, there are only two meaningful real solutions<sup>67</sup>, which differ by the sign of the invariant  $E_{1/2,1/2}$ . We picked the solution with the positive sign as a representative and

---

<sup>5</sup>It is easy to check that the central charge for  $k = 1$  has the correct value  $c = 1$  and that the three WZW currents can be constructed using a single chiral free field:

$$J^3(z) = i\partial X(z), \quad J^\pm(z) = e^{\pm 2iX}(z).$$

<sup>6</sup>There are also some interesting pseudo-real and complex solutions, some of which will be discussed later.

<sup>7</sup>These solutions are analogous to some solutions from [23], but this paper identifies them differently as 0-branes with  $\theta = 0, \pi$ .

we improved it up to level 14 using Newton's method, see the data in table 4.1.

Gauge invariants of the solution have several symmetries and, because of that, only few of them are independent. Table 4.1 includes only the independent observables and the remaining invariants can be obtained using relations

$$\begin{aligned}
J_{33} = -E_{1,1} = -E_{1,-1} &= E_{0,0}, \\
J_{+-} = J_{-+} &= E_{1,0}, \\
E_{\frac{1}{2},-\frac{1}{2}} &= E_{\frac{1}{2},\frac{1}{2}}.
\end{aligned}
\tag{4.1}$$

These symmetries can be also seen in table 4.2, which summarizes extrapolations of the solution and compares them to the expected values. Some of the symmetries follow from the conditions (3.16) and (3.17), which tell us that the solution is real, but there are also additional 'accidental' symmetries with uncertain origin. Similar symmetries also hold for many other real solutions and we will discuss them in more detail later.

The numbers in table 4.1 are familiar to us because they match observables of the main Ising model solution [44][22] for  $\mathbb{1}$ -brane. This is not surprising because the Ising model can be obtained as a coset of the  $SU(2)_2$  WZW model (see section 2.5). The Ising model data can be used to predict values of observables of our solution up to level 22 and obtain better extrapolations, see [22], but that will not be important for our analysis.

Extrapolations of observables and their errors are shown 4.2. The energy ( $g$ -function) is close to  $1/\sqrt{2}$ , which suggests that the solution can be identified as a 0-brane (see table 2.1, which summarizes boundary state coefficients for Cardy boundary states), but it remains to check whether its Ellwood invariants are also consistent with this identification. First, let us consider the invariant  $E_{\frac{1}{2},\frac{1}{2}}$ , which can be used to determine  $\theta$ . Using (3.26), we find

$$\theta = \frac{\pi}{2}.
\tag{4.2}$$

The predictions of observables in table 4.2 are based this angle. The other solution with the opposite sign of  $E_{\frac{1}{2},\frac{1}{2}}$  describes boundary state with  $\theta = -\frac{\pi}{2}$ . We can see that there is a good match between infinite level extrapolations and predictions, so we have no doubts that the solution really describes a 0-brane. The out-of-Siegel equation  $\Delta_S$  (3.29) is satisfied quite well, which suggests that the solution is consistent.

We notice that error estimates of some extrapolations do not match the actual errors very well. They are underestimated for well convergent quantities (energy,  $E_{1/2,1/2}$ ,  $\Delta_S$ ) and overestimated for  $E_{1,0}$ , which oscillates with level. That is the same behavior which was observed in [22] and we have to take it into account when analyzing error estimates made using this method.

It is interesting that we can determine the angle exactly, even though numerical results are never precise. It is possible because some invariants depend on  $\theta$  through a complex phase and since invariants of this solution are either real or purely imaginary,  $\theta = \pm\frac{\pi}{2}$  are the only possibilities.

Level	Energy	$E_{0,0}$	$E_{1/2,1/2}$	$E_{1,0}$	$\Delta_S$
2	0.749172	0.733703	0.739416 <i>i</i>	-0.893387	0.0210426
3	0.738953	0.725226	0.765890 <i>i</i>	-0.945626	0.0063005
4	0.726558	0.722133	0.778236 <i>i</i>	-0.487621	0.0040500
5	0.723823	0.719333	0.796483 <i>i</i>	-0.500237	0.0026609
6	0.719329	0.715848	0.801822 <i>i</i>	-0.721123	0.0019628
7	0.718253	0.714764	0.807270 <i>i</i>	-0.730309	0.0014777
8	0.715961	0.714011	0.810113 <i>i</i>	-0.629844	0.0011938
9	0.715423	0.713460	0.814922 <i>i</i>	-0.631591	0.0009406
10	0.714036	0.712159	0.816787 <i>i</i>	-0.704802	0.0008065
11	0.713724	0.711832	0.818892 <i>i</i>	-0.706614	0.0006497
12	0.712795	0.711535	0.820182 <i>i</i>	-0.664923	0.0005809
13	0.712596	0.711319	0.822338 <i>i</i>	-0.665365	0.0004740
14	0.711929	0.710651	0.823308 <i>i</i>	-0.701302	0.0004371

Table 4.1: Independent observables of a solution describing a 0-brane with  $\theta = \frac{\pi}{2}$  in  $k = 2$  model with  $J = \frac{1}{2}$  boundary conditions. We provide data up to level 14, higher level data can be obtained through the duality to the Ising model. Extrapolations of these quantities and their expected values are shown in table 4.2.

	Energy	$E_{0,0}$	$\Delta_S$
$\infty$	0.707097	0.7069	-0.000028
$\sigma$	0.000001	0.0002	0.000003
Exp.	0.707107	0.707107	0
	$J_{+-}$	$J_{-+}$	$J_{33}$
$\infty$	-0.7072	-0.7072	0.7069
$\sigma$	0.0068	0.0068	0.0002
Exp.	-0.707107	-0.707107	0.707107
	$E_{1/2,1/2}$	$E_{1/2,-1/2}$	
$\infty$	0.8396 <i>i</i>	0.8396 <i>i</i>	
$\sigma$	0.0001 <i>i</i>	0.0001 <i>i</i>	
Exp.	0.840896 <i>i</i>	0.840896 <i>i</i>	
	$E_{1,1}$	$E_{1,0}$	$E_{1,-1}$
$\infty$	-0.7069	-0.7072	-0.7069
$\sigma$	0.0002	0.0068	0.0002
Exp.	-0.707107	-0.707107	-0.707107

Table 4.2: Comparison of extrapolations of observables and their expected values for a solution describing  $J = 0$  boundary state with  $\theta = \frac{\pi}{2}$  in  $k = 2$  model with  $J = \frac{1}{2}$  boundary conditions. For each observable, the first line shows the infinite level extrapolation, the second line the estimated error of the extrapolation and the final line the expected value based on  $\theta = \frac{\pi}{2}$ . The extrapolations are based on the level 14 solution which we found in the WZW model, but an improvement is possible using the dual Ising model solution, see table 8.4 in [22].

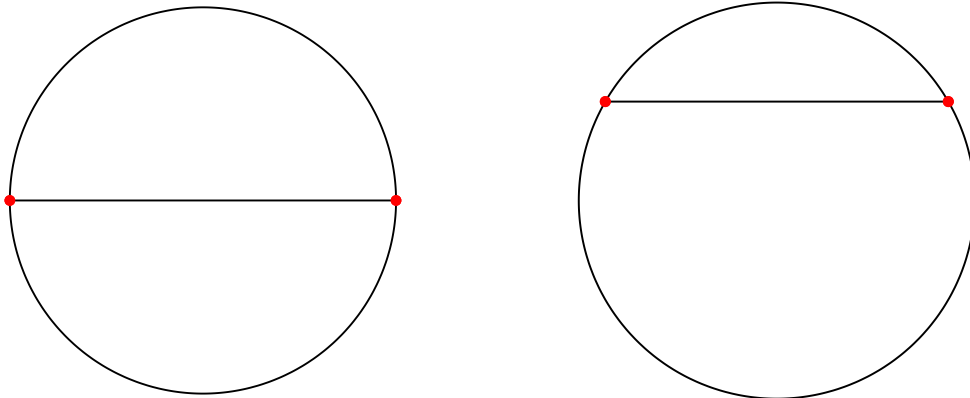


Figure 4.1: Graphical representations of 0-brane solutions for  $k = 2$  (on the left) and  $k = 3$  (on the right). The initial  $\frac{1}{2}$ -brane is represented by the black line, the two solutions describing 0-brane by the red points which lie on the  $\frac{1}{2}$ -brane. A two 0-brane solution would be represented by both of the red points.

The angles  $\theta = \pm\frac{\pi}{2}$  are a somewhat unexpected result. In analogue with lump solutions in the free boson theory, we expected that the basic solutions would have  $\theta = 0, \pi$ . However, that does not happen and, as we are going to see on more examples later, the  $SU(2)_k$  WZW model follows different rules than the free boson theory. There are solutions with  $\theta = 0$  on some backgrounds, but they are less common and they have worse properties.

The geometric interpretation of the two 0-brane solutions is shown in figure 4.1 on the left. We observe that the 0-branes form around points which lie on the initial  $\frac{1}{2}$ -brane. If we relaxed the condition  $J_0^3|\Psi\rangle = 0$ , 0-brane solutions would form a 2-parametric family (which can be obtained by action of  $SU(2)$  group elements on this solution) and the 0-branes would lie somewhere on the 2-sphere that corresponds to the initial  $\frac{1}{2}$ -brane.

In addition to this solution, we also found a solution dual to the positive energy solution from the Ising model [44][22]. This solution has a complex seed, but its imaginary part decreases with level and it becomes real at level 14. Up to some signs and imaginary units, invariants of solutions in both models are again identical. Therefore we will not repeat the analysis of this solution here and we will just mention its physical interpretation. On the  $\frac{1}{2}$ -brane, it can be identified as a sum of  $(0, \frac{\pi}{2})$  and  $(0, -\frac{\pi}{2})$  boundary states (it is represented by both of the red dots in figure 4.1 on the left). This solution can be also found when choosing the trivial  $J = 0$  boundary conditions, on this background, it represents  $\frac{1}{2}$ -brane with  $\theta = \frac{\pi}{2}$ .

## 4.2 $k = 3$ solutions

Next, we move to  $k = 3$  model. The only interesting boundary conditions in this model are again  $J = \frac{1}{2}$  because other boundary conditions do not offer any new solutions.

In this model, we find a pair of real solutions describing 0-branes, which are in many aspects



similar to the solutions from the previous subsection. Properties of one of them are shown in table 4.3. Its gauge invariants have large amount of symmetry, so the table includes only the independent observables for simplicity. Compared to  $k = 2$ , there is one more independent invariant and some invariants now take generic complex values.

The remaining observables follow either from the reality conditions (3.16) and (3.17) or from 'accidental' symmetries given by relations

$$\begin{aligned} J_{33} = -E_{\frac{3}{2}, \frac{3}{2}} &= E_{0,0}, \\ -E_{1,1} &= E_{\frac{1}{2}, \frac{1}{2}}, \\ J_{+-} &= E_{\frac{3}{2}, \frac{1}{2}}. \end{aligned} \tag{4.3}$$

Notice that the equations (4.3) have a similar form as (4.1). Other solutions in this section also have similar symmetries, which suggests that the accidental symmetries follow a generic patten, which will be discussed in subsection 4.4.

Similarly to  $k = 2$ , this solution has a dual solution in minimal models. This time, the coset construction leads to  $m = 5$  minimal model<sup>8</sup>. When working on [22], we developed a code that allows us to do calculations in OSFT involving arbitrary Virasoro minimal model. Therefore we can compare results in the two models and we have found that the WZW model solution has a dual solution that describes (3, 3)-brane going to (1, 3)-brane. The solutions in both models are easiest to match using the tachyon coefficient, which is free from any normalization conventions. Matching observables is more difficult because both models have different normalization, but we managed to match energies and the invariants  $E_{0,0}$  and  $E_{1,0}$  (in the  $SU(2)_3$  WZW model) with  $E_{(1,1)}$  and  $E_{(3,5)}$  (in the minimal model), all these quantities have proportionality coefficient  $\frac{3^{1/4}}{2^{3/4}}$ . We have not found any relations between other observables in the two models, which is probably because the decomposition of the  $SU(2)_3$  WZW model is nontrivial and it mixes primaries in the two constituent models.

The duality can be used to predict behavior of some observables of the WZW model solution at higher levels using the minimal model data (which we have up to level 20), see the second part of table 4.3. Comparison of extrapolations in both tables shows that the additional data significantly increase precision of extrapolations, but they are not critical for identification of the solution because the original data are good enough.

Table 4.4 summarizes extrapolations of observables of the solution. By comparing the energy and the  $E_{0,0}$  invariant with the numbers in table 2.1, we identified the solution as a 0-brane. Other Ellwood invariants can be used to compute the angle  $\theta$  and we find

$$\theta = \frac{\pi}{3}. \tag{4.4}$$

---

<sup>8</sup>This model is called either the tetracritical Ising model or the Potts model based on the bulk partition function. Our calculations were done in the tetracritical Ising model with diagonal partition function, but the dual solution probably exists in the Potts model as well.

$L$	Energy	$E_{0,0}$	$E_{1/2,1/2}$	$E_{1,0}$	$E_{3/2,1/2}$	$\Delta_S$
2	0.661072	0.652465	$0.397689 + 0.574302i$	-0.842526	-0.506071	0.0257948
3	0.645043	0.638284	$0.395050 + 0.610150i$	-0.901786	$-0.566326 - 0.672324i$	0.0092582
4	0.630980	0.632061	$0.393469 + 0.618405i$	-0.656516	$-0.097475 - 0.695914i$	0.0054534
5	0.627511	0.628466	$0.391996 + 0.633087i$	-0.663006	$-0.103174 - 0.372796i$	0.0040414
6	0.622583	0.623410	$0.391858 + 0.636782i$	-0.768041	$-0.361218 - 0.374128i$	0.0027889
7	0.621308	0.622055	$0.391288 + 0.642876i$	-0.772453	$-0.369680 - 0.561248i$	0.0023045
8	0.618848	0.620449	$0.390765 + 0.644878i$	-0.732819	$-0.229205 - 0.569512i$	0.0017555
9	0.618235	0.619763	$0.390448 + 0.648911i$	-0.733702	$-0.229364 - 0.459290i$	0.0015076
10	0.616768	0.617881	$0.390184 + 0.650229i$	-0.765339	$-0.327392 - 0.461067i$	0.0012220
11	0.616423	0.617473	$0.389993 + 0.652582i$	-0.766181	$-0.329073 - 0.538361i$	0.0010714
12	0.615451	0.616792	$0.389775 + 0.653499i$	-0.750970	$-0.264749 - 0.541515i$	0.0009060

Extension by minimal model data

13	0.615234	0.616523		-0.751208		0.0008049
14	0.614544	0.615552		-0.766236		0.0007016
15	0.614398	0.615362		-0.766493		0.0006292
16	0.613882	0.614994		-0.758508		0.0005613
17	0.613779	0.614853		-0.758590		0.0005069
18	0.613379	0.614262		-0.767355		0.0004603
19	0.613302	0.614152		-0.767452		0.0004180
20	0.612983	0.613925		-0.762549		0.0003851
$\infty$	0.609706	0.60972		-0.7750		-0.000008
$\sigma$	$4 \times 10^{-7}$	0.00001		0.0003		0.000001

Table 4.3: Independent gauge invariants of a solution describing  $(0, \pi/3)$  boundary state on  $k = 3$  background with  $J = \frac{1}{2}$ . The second part of the table includes higher level predictions based on  $m = 5$  minimal model data.

	Energy	$E_{0,0}$	$\Delta_S$	
$\infty$	0.609695	0.6094	-0.00006	
$\sigma$	0.000009	0.0004	0.00004	
Exp.	0.609711	0.609711	0	
	$J_{+-}$	$J_{-+}$	$J_{33}$	
$\infty$	$-0.31 + 0.54i$	$-0.31 - 0.54i$	0.6094	
$\sigma$	$0.05 + 0.05i$	$0.05 + 0.05i$	0.0004	
Exp.	$-0.304856 + 0.528026i$	$-0.304856 - 0.528026i$	0.609711	
	$E_{1/2,1/2}$	$E_{1/2,-1/2}$		
$\infty$	$0.3877 + 0.670i$	$-0.3877 + 0.670i$		
$\sigma$	$0.0005 + 0.001i$	$0.0005 + 0.001i$		
Exp.	$0.387782 + 0.671659i$	$-0.387782 + 0.671659i$		
	$E_{1,1}$	$E_{1,0}$	$E_{1,-1}$	
$\infty$	$-0.3877 + 0.670i$	-0.79	$-0.3877 - 0.670i$	
$\sigma$	$0.0005 + 0.001i$	0.02	$0.0005 + 0.001i$	
Exp.	$-0.387782 + 0.671659i$	-0.775565	$-0.387782 - 0.671659i$	
	$E_{3/2,3/2}$	$E_{3/2,1/2}$	$E_{3/2,-1/2}$	$E_{3/2,-3/2}$
$\infty$	-0.6094	$-0.31 - 0.54i$	$0.31 - 0.54i$	0.6094
$\sigma$	0.0004	$0.05 + 0.05i$	$0.05 + 0.05i$	0.0004
Exp.	-0.609711	$-0.304856 - 0.528026i$	$0.304856 - 0.528026i$	0.609711

Table 4.4: Extrapolations of gauge invariants of a solution describing  $(0, \pi/3)$  boundary state on  $k = 3$  background with  $J = \frac{1}{2}$ .

Unlike for  $k = 2$ , some invariants of this solution have generic complex values, but the angle can be again determined exactly because the invariant  $E_{3/2,3/2}$  is real. One can easily check that all invariants are consistent with expectation values based on this angle.

A closer inspection of Ellwood invariants reveals one interesting property. In [22], we observed that the rate of convergence of most of Ellwood invariants is related to their conformal weights. Invariants with large weights typically suffer from oscillations, which lead to large errors in infinite level extrapolations. However, the behavior of invariants of this solution is somewhat different. Sets of invariants with the same  $j$  have the same weight, so one would expect that they should behave similarly, but there are sometimes big differences. Take for example invariants  $E_{3/2,3/2}$  and  $E_{3/2,1/2}$ . We notice that  $E_{3/2,3/2}$  has smaller oscillations than  $E_{3/2,1/2}$  and its extrapolation is consequently more precise. Similarly,  $E_{1,1}$  behaves better than  $E_{1,0}$ . Other examples of solutions in this section confirm this trend. We observe that behavior of invariants of this type of solutions does not depend only on conformal weight (which follows from  $j$ ), but also on  $|m|$ . Invariants with  $m = 0$  or  $m = \pm\frac{1}{2}$  usually have the worst behavior, which corresponds to their weights similarly as in [22]. As  $m$  moves away from 0, the behavior improves and invariants with maximal value of  $|m|$ , that is  $E_{j,\pm j}$ , usually converge very well regardless of their weight. This property becomes more apparent with increasing  $j$  (so it is more important for solutions in higher models) because the number of invariants grows and their conformal weight increases. This unusual property of Ellwood invariants is actually quite helpful to us because there are more well-behaved invariants than we would expect just based on conformal weights.

### 4.3 $k = 4$ , $J = 1$ solutions

The final setting that we will discuss in detail is the  $k = 4$  case. In this model, there are two potentially interesting boundary conditions,  $J = \frac{1}{2}$  and  $J = 1$ . We will focus on  $J = 1$  because there are more nontrivial solutions, while the  $J = \frac{1}{2}$  background offers solutions similar to those we found for  $k = 2, 3$ .

When we consider the  $J = 1$  background, there are three interesting real solutions (disregarding multiplicities), which we evaluated up to level 11. One of them describes a  $\frac{1}{2}$ -brane, the other two describe 0-branes. Two of the solutions are quite similar to the examples above, so we will go over them more quickly, and we will focus more on the last solution, which has somewhat different properties.

The results regarding the first solution are summarized in table 4.5. The number of invariants for this  $k$  is already quite high, so showing all of them in detail would take too much space and the finite level data do not have any new interesting properties, therefore we decided to show only their infinite level extrapolations. Once again, the solution has some 'accidental' symmetries, which hold for most real solutions.

The energy indicates that the solution describes a  $\frac{1}{2}$ -brane. Some of its observables are

	Energy	$E_{0,0}$	$\Delta_S$		
$\infty$	0.9320	0.919	-0.0010		
$\sigma$	0.0003	0.004	0.0001		
Exp.	0.930605	0.930605	0		
	$J_{+-}$	$J_{-+}$	$J_{33}$		
$\infty$	$0.04 + 0.97i$	$0.04 - 0.97i$	0.919		
$\sigma$	$0.08 + 0.07i$	$0.08 + 0.07i$	0.004		
Exp.	$0 + 0.9306i$	$0 - 0.930605i$	0.930605		
	$E_{1/2,1/2}$	$E_{1/2,-1/2}$			
$\infty$	$0.482 + 0.487i$	$-0.482 + 0.487i$			
$\sigma$	$0.002 + 0.002i$	$0.002 + 0.002i$			
Exp.	$0.5 + 0.5i$	$-0.5 + 0.5i$			
	$E_{1,1}$	$E_{1,0}$	$E_{1,-1}$		
$\infty$	-0.009	0.09	-0.009		
$\sigma$	0.004	0.03	0.004		
Exp.	0	0	0		
	$E_{3/2,3/2}$	$E_{3/2,1/2}$	$E_{3/2,-1/2}$	$E_{3/2,-3/2}$	
$\infty$	$0.482 - 0.487i$	$0.59 + 0.54i$	$-0.59 + 0.54i$	$-0.482 - 0.487i$	
$\sigma$	$0.002 + 0.002i$	$0.12 + 0.05i$	$0.12 + 0.05i$	$0.002 + 0.002i$	
Exp.	$0.5 - 0.5i$	$0.5 + 0.5i$	$-0.5 + 0.5i$	$-0.5 - 0.5i$	
	$E_{2,2}$	$E_{2,1}$	$E_{2,0}$	$E_{2,-1}$	$E_{2,-2}$
$\infty$	0.919	$-0.04 + 0.97i$	-0.98	$-0.04 - 0.97i$	0.919
$\sigma$	0.004	$0.08 + 0.07i$	0.15	$0.08 + 0.07i$	0.004
Exp.	0.930605	$0. + 0.930605i$	-0.930605	$0. - 0.930605i$	0.930605

Table 4.5: Extrapolations of gauge invariants of a solution describing  $(\frac{1}{2}, \frac{\pi}{4})$  boundary state on  $k = 4$  background with  $J = 1$ .

complex, but the invariant  $E_{2,2}$  is real, so we can again determine  $\theta$  exactly as a nice multiple of  $\pi$ , it is equal to  $\frac{\pi}{4}$ . This solution has degeneracy 4, which is twice as much as for the previous 0-brane solutions. The three other solutions represent  $\theta = -\frac{\pi}{4}$  and  $\theta = \pm\frac{3\pi}{4}$ . See figure 4.2, which depicts the geometry of these solutions.

Precision of this solution is slightly lower than what we saw at lower  $k$ , but it is still quite good. We again observe the phenomenon that we noticed at  $k = 3$ , precision of invariants with the same  $j$  (which determines their conformal weight) varies depending on  $|m|$  and invariants with maximal value of  $|m|$  are more precise than those with  $m$  around 0.

At this point, we notice another interesting property of SU(2) Cardy solutions. It becomes apparent that the parameter  $\theta$  follows a simple pattern. At  $k = 2$ , we found a solution with  $\theta = \frac{\pi}{2}$ , at  $k = 3$ , we got  $\theta = \frac{\pi}{3}$  and, finally, now we have  $\theta = \frac{\pi}{4}$ . That suggests that the angles are given by multiples of  $\frac{\pi}{k}$ . In the next subsection, we will confirm this property and deduce further rules.

	Energy	$E_{0,0}$	$\Delta_S$		
$\infty$	0.537311	0.536	-0.00009		
$\sigma$	0.000008	0.001	0.00008		
Exp.	0.537285	0.537285	0		
	$J_{+-}$	$J_{-+}$	$J_{33}$		
$\infty$	-0.55	-0.55	0.536		
$\sigma$	0.02	0.02	0.001		
Exp.	-0.537285	-0.537285	0.537285		
	$E_{1/2,1/2}$	$E_{1/2,-1/2}$			
$\infty$	$0.704i$	$0.704i$			
$\sigma$	$0.001i$	$0.001i$			
Exp.	$0.707107i$	$0.707107i$			
	$E_{1,1}$	$E_{1,0}$	$E_{1,-1}$		
$\infty$	-0.757	-0.76	-0.757		
$\sigma$	0.001	0.01	0.001		
Exp.	-0.759836	-0.759836	-0.759836		
	$E_{3/2,3/2}$	$E_{3/2,1/2}$	$E_{3/2,-1/2}$	$E_{3/2,-3/2}$	
$\infty$	$-0.704i$	$-0.69i$	$-0.69i$	$-0.704i$	
$\sigma$	$0.001i$	$0.10i$	$0.10i$	$0.001i$	
Exp.	$-0.707107i$	$-0.707107i$	$-0.707107i$	$-0.707107i$	
	$E_{2,2}$	$E_{2,1}$	$E_{2,0}$	$E_{2,-1}$	$E_{2,-2}$
$\infty$	0.536	0.55	0.7	0.55	0.536
$\sigma$	0.001	0.02	0.1	0.02	0.001
Exp.	0.537285	0.537285	0.537285	0.537285	0.537285

Table 4.6: Extrapolations of gauge invariants of a solution describing  $(0, \pi/2)$  boundary state on  $k = 4$  background with  $J = 1$ .

Properties of the next solution are shown in table 4.6. This solution is especially nice because all of its observables are real or purely imaginary. A quick analysis shows that this solution represents a 0-brane, so we have found representatives of both types of D-branes with lower energy than the background. Its invariants are consistent with the angle  $\theta = \frac{\pi}{2}$  (as usual, there is also a solution with the opposite angle). This number is twice the basic value of  $\frac{\pi}{k}$ , but we will show later that it fits a generic pattern. Otherwise, this solution is very similar to the 0-brane solutions that we found at  $k = 2, 3$ .

Finally, we get to the third solution, which is different from the examples above. In table 4.7, we show behavior of some of its invariants at finite levels and table 4.8 summarizes extrapolations of its observables. The most noticeable property is that the solution has stronger level dependence than the other two solutions, which leads to lower precision. For example, take a look at its energy. It starts at approximately 0.98, which is close to energy of a  $\frac{1}{2}$ -brane, but it quickly decreases, its level 11 value is roughly 0.69 and the infinite level extrapolation is around 0.58. Therefore the most likely interpretation of this solution is a 0-brane.

In case of the first two solutions, their identification was unambiguous, but now we are not entirely sure. Out of Cardy boundary states, a 0-brane is the only option, but there is a small possibility that it is an exotic solution or a fake solution that appears as an artefact of the level truncation approximation. The 0-brane however seems to be the most likely option because all invariants show at least a rough agreement with the expected values and there are analogous solutions at higher  $k$  that fit a certain pattern.

As a consistency check which helps us decide whether the solution has a physical meaning, we computed the out-of-Siegel equation  $\Delta_S$  (3.29). The extrapolated value of this quantity is approximately  $|\Delta_S^{(\infty)}| \sim 0.01$ . This is a much worse result than what is expected for a typical Siegel gauge solution at this level (compare with the other examples of solutions) and it is comparable for example to the positive energy Ising model solution [22]. This is an indication that this solution is problematic, but  $\Delta_S$  is still low enough to accept the solution as physical.

As we mentioned above, the extrapolated value of its energy is around 0.58, while it should be equal to 0.537285. The error of the extrapolation is therefore at the second decimal place, which is a pretty bad precision. Surprisingly, the extrapolation of the invariant  $E_{0,0}$  is closer to the expected value than the energy, which does not happen very often because the energy tends to be the most precise invariant. When we go over other invariants, we observe that they also have errors at first or second decimal places. Their values are consistent with the expected results, but the precision is not nearly good enough to say that they converge towards the expected values with certainty.

When it comes to the angle  $\theta$ , we notice that all invariants are real, which restricts the possible values of  $\theta$  to 0 and  $\pi$ . This solution has  $\theta = 0$  and there is one more related solution with  $\theta = \pi$ . Therefore we have finally found the value of  $\theta$  which we expected as the basic result and which eluded us at  $k = 2, 3$ . However, it appeared only for a quite problematic solution, which is not a representative solution in this model.

Geometry of all solutions that we have found on this background is depicted in figure 4.2. Unlike in figure 4.1, which is rather trivial, the branes now form a lattice of four points and lines connecting them. We will discuss the rules governing positions of Cardy branes in the next subsection.

$L$	Energy	$E_{0,0}$	$E_{1/2,1/2}$	$E_{1,1}$	$E_{3/2,1/2}$	$E_{2,0}$	$\Delta_S$
2	0.983991	0.804398	0.545513	0.398939	2.363891	-3.03723	-0.0190631
3	0.944328	0.754182	0.561370	0.483559	2.432603	-3.45429	-0.0219647
4	0.824155	0.669008	0.619364	0.555732	-0.503812	1.26504	-0.0238877
5	0.807669	0.654517	0.615335	0.585534	-0.614354	1.35439	-0.0228702
6	0.757275	0.621488	0.636096	0.608182	0.745131	-1.92255	-0.0223986
7	0.748563	0.614428	0.633373	0.618536	0.736658	-1.95637	-0.0216490
8	0.720638	0.599660	0.639537	0.624000	-0.452194	0.93105	-0.0210229
9	0.715108	0.595335	0.637546	0.634766	-0.487965	0.99759	-0.0204840
10	0.697031	0.585025	0.644810	0.640832	0.268710	-1.26871	-0.0198852
11	0.693133	0.582048	0.643394	0.645612	0.265116	-1.29018	-0.0194766

Table 4.7: Selected gauge invariants of a solution probably describing a 0-brane with  $\theta = 0$  in  $k = 4$  model with  $J = 1$  background.

	Energy	$E_{0,0}$	$\Delta_S$		
$\infty$	0.580	0.528	-0.0110		
$\sigma$	0.003	0.005	0.0007		
Exp.	0.537285	0.537285	0		
	$J_{+-}$	$J_{-+}$	$J_{33}$		
$\infty$	0.47	0.47	0.528		
$\sigma$	0.42	0.42	0.005		
Exp.	0.537285	0.537285	0.537285		
	$E_{1/2,1/2}$	$E_{1/2,-1/2}$			
$\infty$	0.657	-0.657			
$\sigma$	0.007	0.007			
Exp.	0.707107	-0.707107			
	$E_{1,1}$	$E_{1,0}$	$E_{1,-1}$		
$\infty$	0.689	-0.56	0.689		
$\sigma$	0.006	0.06	0.006		
Exp.	0.759836	-0.759836	0.759836		
	$E_{3/2,3/2}$	$E_{3/2,1/2}$	$E_{3/2,-1/2}$	$E_{3/2,-3/2}$	
$\infty$	0.657	-0.5	0.5	-0.657	
$\sigma$	0.007	0.1	0.1	0.007	
Exp.	0.707107	-0.707107	0.707107	-0.707107	
	$E_{2,2}$	$E_{2,1}$	$E_{2,0}$	$E_{2,-1}$	$E_{2,-2}$
$\infty$	0.528	-0.47	0.3	-0.47	0.528
$\sigma$	0.005	0.42	0.3	0.42	0.005
Exp.	0.537285	-0.537285	0.537285	-0.537285	0.537285

Table 4.8: Extrapolations of gauge invariants of a solution probably describing  $(0,0)$  boundary state in  $k = 4$  model with  $J = 1$  background and their expected values.

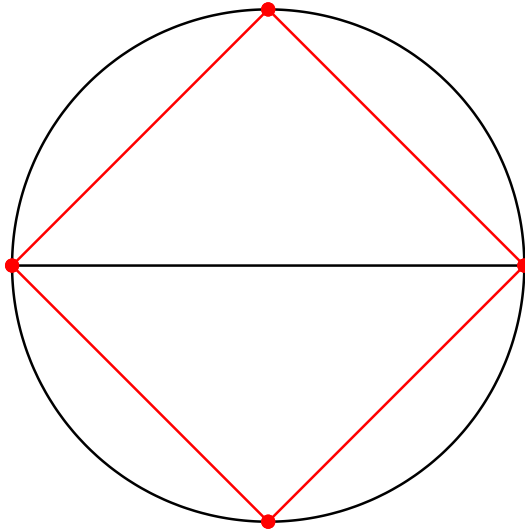


Figure 4.2: Graphical representations of solutions in  $k = 4$  model with  $J = 1$  boundary conditions. The initial 1-brane divides the circle in two halves. The first solution in this subsection is represented by the four red lines, the second solution by the two red points that lie on the black line and the third solution by the two red points at the top and bottom of the circle.

#### 4.4 Generic properties of $SU(2)$ solutions

In the previous subsections, we analyzed several examples of solutions describing  $SU(2)$  Cardy boundary states. However, we have found several dozens of such solutions and we do not have enough space to discuss all of them in such detail. It would not make much sense anyway because their properties are mostly similar to the examples above. Therefore we will present only a summary of these solutions and we will focus on deducing generic rules governing their properties.

A survey of basic properties of the solutions we have found up to  $k = 8$  is given in tables 4.9 and 4.10. The tables provide information about which boundary states are described by the solutions, comparison of their energies ( $g$ -functions) with the expected values and with energy of the background and some additional notes when necessary.

First, let us discuss which types of boundary states can be found. When we go over the list of solutions, we observe that all of them describe either one or two D-branes. 0-branes are the most common, the number of  $\frac{1}{2}$ -branes is smaller and there are only few 1-brane solutions. Two D-brane solutions almost exclusively describe two 0-branes (an example of a such solution is given in appendix E.1), there are just two solutions describing a 0-brane and a  $\frac{1}{2}$ -brane (and both have some numerical problems). Some backgrounds at higher  $k$  have enough energy to allow three D-brane solutions, but we have found none. There are some solutions with energy similar to what we would expect from three 0-branes (see table 6.6), but these solutions are pseudo-real (so they can describe at best  $SL(2, \mathbb{C})$  branes anyway) and we have not found any parameters  $\theta$



and  $\rho$  that would be consistent with their Ellwood invariants. Therefore we concluded that they are exotic solutions describing some symmetry-breaking boundary states. However, it is possible that solutions describing three or more D-branes will appear if one considers backgrounds with even higher  $k$  and  $J$ .

As usual for Siegel gauge solutions, energy of most solutions is lower than energy of the reference D-brane, which means that the final  $J$  is lower than its initial value. Therefore there are less opportunities to see branes with high  $J$  and it explains why there are so many 0-brane solutions. Nevertheless, OSFT allows us to find solutions with positive energy. Two 0-brane solutions on backgrounds with  $J = \frac{1}{2}$  can serve as examples. Some of these solutions are complex at low levels, but many of them have real seeds at level 2. The seeds are however usually quite far away from the expected results and the solutions evolve rapidly with level, so precision of their extrapolations is usually worse than for other solutions.

Next, let us focus on geometry of these solutions. First of all, the data in tables 4.9 and 4.10 confirm the previous observation that the angle  $\theta$  is always an integer multiple of  $\frac{\pi}{k}$ . As for the examples above, the parameter  $\theta$  of real solutions can be determined exactly due to reality of the invariant  $E_{k/2,k/2}$ , so there is no ambiguity or error.

As we analyze solutions on the individual backgrounds, we repeatedly notice groups of similar solutions. Concretely, when we choose a fixed boundary condition  $J$  and vary the level  $k$ , we often find the same number solutions which describe D-branes with the same parameters (with  $\theta$  expressed in multiples of  $\frac{\pi}{k}$ )<sup>9</sup>. For example, if we choose  $J = \frac{1}{2}$ , we typically find a 0-brane solution with  $\theta = \pm\frac{\pi}{k}$  and a two 0-brane solution with  $\theta_1 = -\theta_2 = \frac{\pi}{k}$ . For  $J = 1$ , we find a 0-brane solution with  $\theta = \pm 2\frac{\pi}{k}$  and a  $\frac{1}{2}$ -brane solution with  $\theta = \pm\frac{\pi}{k}$ , etc.

If we consider 0-brane solutions and analyze what  $\theta$  they have on different backgrounds, we discover another pattern. For  $J = \frac{1}{2}$ , they always have  $\theta = \pm\frac{\pi}{k}$ , for  $J = 1$ , they usually have  $\theta = \pm 2\frac{\pi}{k}$ , next is  $\theta = \pm 3\frac{\pi}{k}$  for  $J = \frac{3}{2}$ , etc. These observations allow us to guess a relation between  $\theta$ , the initial boundary condition  $J_i$  and the final boundary condition  $J_f$ . First, let us consider only well convergent solutions, whose parameters satisfy the following relation:

$$\theta = \pm(J_f - J_i)\frac{2\pi}{k}. \quad (4.5)$$

Geometrically, this relation means that D-branes described by these solutions touch the initial D-brane at one point. Furthermore, unless  $J = k/4$ , new D-branes lay in the circular segment given by the initial D-brane. See figure 4.3 on the left for illustration. If  $J = k/4$ , solutions describe branes in both halves of the circle, this case is illustrated in figure 4.2 for  $k = 4$ .

The equation (4.5) also holds for multiple brane solutions. For two 0-brane solutions, we additionally find that they are always symmetric around the origin, which means  $\theta_1 = -\theta_2$ .

---

<sup>9</sup>This reason for this repeated structure is that the boundary condition  $J$  determines spectrum of boundary primaries. Therefore OSFT equations for fixed  $J$  have similar structure and the same types of solutions.

$k$	$J$	Identification	$E^{(\infty)}$	$E^{(exp)}$	$E_J$	Notes
2	$\frac{1}{2}$	$(0, \pm 1)$	0.707097	0.707107	1.000000	appears in Ising model R(14), appears in Ising model
		$(0, 1) + (0, -1)$	1.56367*	1.41421		
3	$\frac{1}{2}$	$(0, \pm 1)$	0.609695	0.609711	0.986534	appears in Potts model
4	$\frac{1}{2}$	$(0, \pm 1)$	0.537275	0.537285	0.930605	slow convergence
		$(0, 1) + (0, -1)$	1.093	1.07457		
	1	$(\frac{1}{2}, \pm 1(\pm 3))$	0.9320	0.930605	1.074570	slow convergence
		$(0, 0(4))$ $(0, \pm 2)$	0.580 0.53731	0.537285 0.537285		
5	$\frac{1}{2}$	$(0, \pm 1)$	0.481562	0.481581	0.867780	slow convergence
		$(0, 1) + (0, -1)$	0.958	0.963163		
	1	$(0, 2) + (0, -2)$	0.9646	0.963163	1.082104	slow convergence
		$(\frac{1}{2}, \pm 1)$	0.8688	0.867780		
		$(0, 0)$ $(0, \pm 2)$	0.510 0.48175	0.481581 0.481581		
6	$\frac{1}{2}$	$(0, \pm 1)$	0.43740	0.437426	0.808258	slow convergence
		$(0, 1) + (0, -1)$	0.869	0.874852		
	1	$(0, 2) + (0, -2)$	0.8755	0.874852	1.056040	slow convergence
		$(\frac{1}{2}, \pm 1)$	0.8088	0.808258		
		$(0, 0)$	0.454	0.437426		
		$(0, \pm 2)$	0.43756	0.437426		
	$\frac{3}{2}$	$(\frac{1}{2}, 0(6))$	0.845	0.808258	1.143050	slow convergence
		$(0, 3) + (0, -3)$	0.8755	0.874852		
$(0, \pm 3)$		0.43763	0.437426			
$(\frac{1}{2}, \pm 2(\pm 4))$		0.816	0.808258			

Table 4.9: List of solutions in  $SU(2)_k$  WZW models with  $k \leq 8$  describing  $SU(2)$  Cardy boundary states, part 1. The result are grouped according to the level  $k$  and then by the boundary condition  $J$ . We show the most likely identification of solutions, comparison of extrapolated energies  $E^{(\infty)}$  with their expected values  $E^{(exp)}$  and with energy of the background  $E_J$  and sometimes additional notes. Boundary states are described by their half-integer label  $J$  and by  $\theta$  in multiples of  $\frac{\pi}{k}$ . For solutions with higher degeneracy, we show all values of  $\theta$ . The table includes only solutions which are real or become real at some accessible level. The note R( $L$ ) means that a solution has a complex seed and it becomes real at level  $L$ . If a solution becomes real at a too high level to do a meaningful extrapolation, we show its energy from the highest available level. These energies are denoted by the symbol \*.

$k$	$J$	Identification	$E^{(\infty)}$	$E^{(exp)}$	$E_J$	Notes
7	$\frac{1}{2}$	$(0, \pm 1)$	0.401510	0.401534	0.754638	slow convergence
		$(0, 1) + (0, -1)$	0.796	0.803069		
	1	$(0, 2) + (0, -2)$	0.8034	0.803069	1.016721	slow convergence
		$(\frac{1}{2}, \pm 1)$	0.75496	0.754638		
		$(0, 0)$	0.412	0.401534		
		$(0, \pm 2)$	0.40163	0.401534		
	$\frac{3}{2}$	$(\frac{1}{2}, 0)$	0.778	0.754638	1.156172	slow convergence  R(4) R(8)
		$(\frac{1}{2}, \pm 2)$	0.7601	0.754638		
		$(0, 3) + (0, -3)$	0.80356	0.803069		
$(0, \pm 1)$		0.453	0.401534			
$(0, \pm 3)$		0.40175	0.401534			
$(1, \pm 1)$ $(0, -3) + (\frac{1}{2}, 4)$		1.021 1.26722*	1.01672 1.15617			
8	$\frac{1}{2}$	$(0, \pm 1)$	0.371724	0.371748	0.707107	slow convergence
		$(0, 1) + (0, -1)$	0.736	0.743496		
	1	$(0, -2) + (0, 2)$	0.74365	0.743496	0.973249	
		$(\frac{1}{2}, \pm 1)$	0.7073	0.707107		
		$(0, 0)$	0.3780	0.371748		
		$(0, \pm 2)$	0.37182	0.371748		
	$\frac{3}{2}$	$(\frac{1}{2}, 0)$	0.723	0.707107	1.144123	slow convergence  R(4)
		$(\frac{1}{2}, \pm 2)$	0.7111	0.707107		
		$(0, -3) + (0, 3)$	0.74385	0.743496		
		$(0, \pm 1)$	0.408	0.371748		
		$(0, \pm 3)$ $(1, \pm 1)$	0.37195 0.9750	0.371748 0.973249		
	2	$(0, -4) + (0, 4)$	0.7440	0.743496	1.203002	low level instability
		$(0, \pm 4)$	0.3720	0.371748		
		$(0, 4) + (\frac{1}{2}, -5)$	1.094	1.07885		

Table 4.10: List of solutions in the  $SU(2)_k$  WZW model with  $k \leq 8$  describing  $SU(2)$  Cardy boundary states, part 2. The table has the same format as table 4.9.

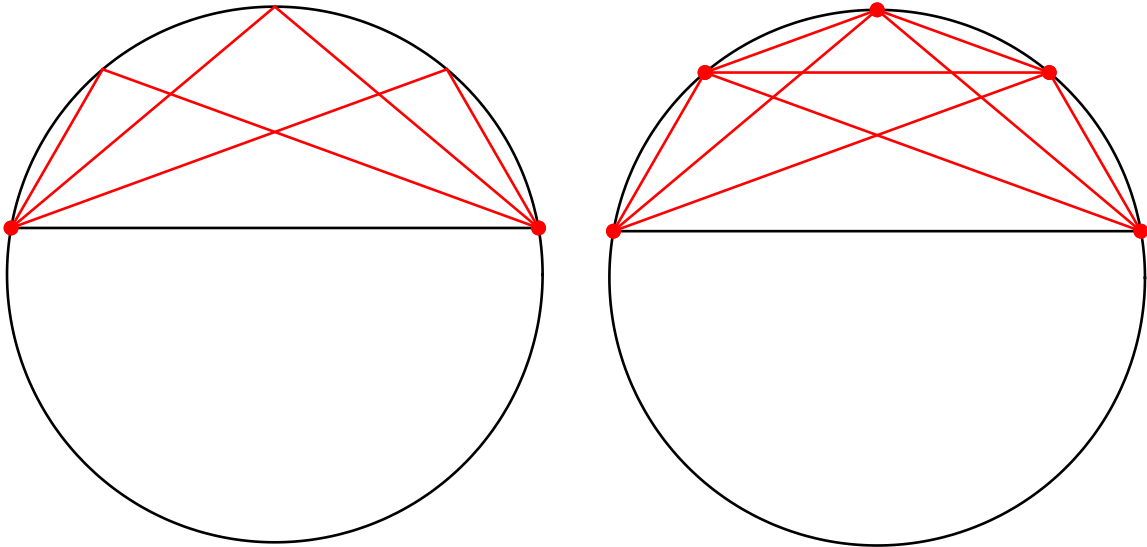


Figure 4.3: Visualization of the conjectured rules governing solutions describing SU(2) Cardy branes for  $k = 9$  and  $J_i = 2$  background. The initial D-brane is denoted by the black line and the possible configurations of final D-branes by red lines. The left figure illustrates the relation (4.5). In this figure, all red lines touch the black one at one point. On the right, there is an illustration of the more generic relation (4.6), where the points and lines form a net based on 5 points regularly positioned in the segment.

What about more slowly converging solutions, like the 0-brane solution with  $\theta = 0$  from table 4.8? To describe geometry of these solutions, we need to modify the relation (4.5). The difference is that they have  $\theta$  shifted by an additional multiple of  $\frac{2\pi}{k}$ . Therefore, we propose the following generalization of the equation (4.5)

$$\theta = \pm(J_f - J_i + n)\frac{2\pi}{k}, \quad n \in \mathbb{Z}. \quad (4.6)$$

Similarly as before, unless  $J = k/4$ , the sign and the integer  $n$  are such that D-branes described by solutions lie in the circular segment given by the initial D-brane. So far, we have seen only solutions with  $n = \pm 1$ , but we predict that  $n$  can also take larger values. The only one of our settings where we can possibly find solutions with  $n = 2$  is  $k = 8$  and  $J = 2$ , but, for unknown reason, we have found only few real solutions on this background and this one is missing.

This more generic relation is illustrated in figure 4.3 on the right. We observe that the D-branes given by relation (4.6) form a net of points and lines, which lie on or connect points which are regularly positioned in the circular segment. The geometry of branes described by (4.6) is in fact the same as geometry of D-branes in parafermion models, which we mentioned in section 2.5. This supports the possibility that all SU(2) Cardy solutions have dual solutions in parafermion theories.

Next, we will discuss properties of Ellwood invariants of SU(2) Cardy solutions. On the examples in the previous subsections, we observed that solutions of this type have many sym-

metries. These symmetries hold for all  $SU(2)$  Cardy solutions and also for some real exotic solutions (for example the B-branes from section 6.1). Some of their symmetries follow from the reality conditions, but there are also 'accidental' symmetries without an obvious explanation. It turns out that these symmetries follow a relatively simple pattern. The equations (4.1) and (4.3) suggest that the invariant  $J_{33}$  is given by

$$J_{33} = E_{0,0}. \quad (4.7)$$

Similarly, the invariant  $J_{+-}$  is also related to one of the  $E_{j,m}$  invariants. We get

$$J_{+-} = E_{k/2, k/2-1}^*. \quad (4.8)$$

Therefore none of the  $J_{ab}$  invariants are independent for this class of solutions. The remaining symmetries involve  $E_{j,m}$  invariants with the maximal value of  $m$ . These invariants are related as

$$E_{j,j} = (-1)^{2J} E_{k/2-j, k/2-j}^*. \quad (4.9)$$

Interestingly, the sign in this equation is given purely by the initial boundary condition  $J$  and it does not depend on properties of the solutions themselves.

The exact mechanism behind these 'accidental' symmetries is not entirely clear to us. We noticed that these symmetries are related to absence of the marginal field  $J_{-1}^3 c_1 |0\rangle$ . We checked that  $SU(2)$  solutions do not excite the marginal field. On the other hand,  $SL(2, \mathbb{C})$  solutions in the next section which include the marginal field do not have any symmetries. Another possibility how to excite the marginal field is to look for marginal solutions using the standard approach of Sen and Zwiebach [45]. Such solutions are real, but they lack any accidental symmetries, which supports the conjecture that accidental symmetries are allowed only when the marginal field is absent.

Another related issue may be the duality to parafermion theories. At  $k = 2, 3$ , we observed dualities between  $SU(2)_k$  WZW model solutions and minimal model solutions. We expect that similar dualities extend to higher  $k$  and some (maybe all)  $SU(2)$  Cardy solutions are dual to parafermion solutions. We are however not able to confirm this explicitly because we have not constructed OSFT for parafermion theories.  $SU(2)_k$  WZW model solutions which have duals in parafermion theories cannot excite states that correspond to the free boson primaries (which include the marginal field) in the decomposition of the theory, which could be the origin of the 'accidental' symmetries.

Numerical precision of  $SU(2)$  Cardy solutions is quite diverse. There are many solutions which converge well and extrapolations of their invariants are close to the expected values despite the fact that we cannot reach levels as high as in simpler OSFT models. The best solutions describe 0-branes with  $\theta$  following (4.5), solutions describing branes with higher  $J$  tend to have slightly worse precision. But there are also solutions with quite poor precision. Some of them are D-branes with  $\theta$  described by (4.6) with  $n \neq 0$ , for example, the last solution in subsection 4.3.

These solutions always have worse precision than solutions describing the same D-brane with  $n = 0$ . Low precision is also typical for positive energy solutions or solutions which are complex at low levels, which holds in other OSFT models as well [22].

When it comes to relative precision of Ellwood invariants for a given solution, we noticed on the examples in previous subsections that the precision depends not only on conformal weights of invariants (which follows only from the label  $j$ ), but also on the absolute value of  $m$ . Invariants with high  $|m|$  have smaller oscillations and better precision than invariants with  $|m|$  around zero. This property of Ellwood invariants does not seem to be fully universal. It holds for real solutions, both for solutions in this section and for real exotic solutions from section 6, but it is less apparent for pseudo-real solutions from section 5, where it holds only in some cases. These solutions are usually highly asymmetric and there are large differences between absolute and relative errors, so it also depends what kind error one chooses to compare.

A partial explanation of this behavior of Ellwood invariant comes from the symmetry (4.9), which relates invariants  $E_{j,j}$ . Invariants with  $j > \frac{k}{4}$  are related to invariants with lower conformal weights and therefore they behave better than expected. However, this relation involves only few invariants. A more fundamental explanation may be that string field describing SU(2) Cardy solutions is in some sense partially universal. Consider one of the setting discussed in [22], free boson on a two-dimensional torus. There are solutions (for example some D1-branes) that depend trivially (only through the stress-energy tensor) on one of the free boson coordinates, say  $X$ . Therefore invariants constructed only using the  $X$  field are proportional to the  $E_{00}$  invariant and they behave better than invariants which include the other field  $Y$ . A similar mechanism may work here. If the expected duality to parafermion theories holds, it means that our solutions do not excite primaries from the free boson part of the theory, which could lead to the special properties of Ellwood invariants.

## 5 $SL(2, \mathbb{C})$ solutions

The original purpose of this project was to study  $SU(2)_k$  WZW theory, but our OSFT setup naturally allows solutions that describe  $SL(2, \mathbb{C})$  boundary states. Analogously as  $SL(2, \mathbb{C})$  group can be viewed as complexification of  $SU(2)$  group,  $SL(2, \mathbb{C})$  boundary states can be obtained by complexification of  $SU(2)$  boundary states and they are described by complex solutions in the  $SU(2)$  model. The  $SL(2, \mathbb{C})$  solutions presented in this section are not generic complex solutions, but pseudo-real solutions. Their energy and some invariants are real, but they do not satisfy the reality condition (3.16). The energy of these solutions can be real because they have purely imaginary value of the marginal field and the imaginary part of the string field contributes to the action quadratically. If one attempts to do marginal deformations following the approach of [45] using a generic complex value of the marginal parameter [22], the result is a complex solution without any special properties, with a small imaginary part of the energy.

In this section, we will briefly discuss solutions corresponding to  $SL(2, \mathbb{C})$  Cardy boundary states. We will illustrate their properties on a  $k = 2$  example and then we will provide a survey of solutions at higher  $k$  and describe their generic properties. Finally, we will mention one universal marginal solution that belongs to this group. Some more examples of  $SL(2, \mathbb{C})$  solutions can be found in appendix E.1.

### 5.1 $k = 2$ solutions

Let us once again consider the  $k = 2$  model with  $J = \frac{1}{2}$  boundary conditions. In subsection 4.1, we discussed a pair of real solutions describing 0-branes with  $\theta = \pm \frac{\pi}{2}$ , but this model admits one more interesting group of four solutions. Gauge invariants of one of these solutions are shown in table 5.1 and their extrapolations in table 5.2. Unlike the previous examples, this solution does not have any symmetries, so there are more independent invariants than before. The lack of any symmetries also means that it does not satisfy the reality conditions. However, its energy is real and Ellwood invariants are either real or purely imaginary, so this solution is pseudo-real. Similarly, the string field combines real and purely imaginary states; for example, the tachyon field is real and the marginal field is purely imaginary. The out-of-Siegel equation  $\Delta_S$ , which we use as a consistency check, is satisfied quite well, which confirms that the solution can have a physical meaning despite not being real.

The energy suggests that the solution describes a 0-brane. Its precision is similar as for the real  $SU(2)$  solution, but Ellwood invariants tend to oscillate more, which leads to larger errors of extrapolations. Determining parameters of the boundary state is more difficult than for real solutions. It cannot be described by a single real angle, so we have to consider the parameter  $\rho$

introduced in (2.68). By minimizing the quantity  $R^2$  defined in (3.30), we get

$$\theta = \frac{\pi}{2}, \quad (5.1)$$

$$\rho \approx 2.07. \quad (5.2)$$

The angle  $\theta$  can be once again determined exactly due to reality of some observables and it satisfies the relation (4.5), but we get only an approximate result for  $\rho$ , which seems to be a generic real number. It is not easy to say what is the precision of  $\rho$ . The relevant invariants used to compute  $\rho$  have estimated errors of order of 1%, but we have seen that these error estimates are not always reliable. Based on behavior of the invariants, the errors are probably somewhat overestimated, so it is reasonable to assume that the relative error  $\rho$  is around 1% or less.

As for SU(2) solutions, there are several solutions that share the same energy and which differ only by simple transformations. This time, there are 4 solutions that are related by complex conjugation or by exchange of invariants  $E_{j,m} \leftrightarrow E_{j,-m}$ . The parameters of corresponding boundary states are related by transformations  $\theta \rightarrow -\theta$  or  $\rho \rightarrow 1/\rho$ .

When we take a closer look at values of the invariants, we notice that there is a disproportion between them. In case of real solutions from the previous section, absolute values of invariants with the same  $j$  were roughly the same, while now there are large differences, for example,  $|E_{1,1}|$  is much larger than  $|E_{1,-1}|$ . This illustrates that the  $m$ -dependence of  $E_{j,m}$  invariants of SL(2,ℂ) solutions is different from SU(2) solutions. Invariants of SU(2) solutions behave as  $E_{j,m} \sim e^{2im\theta}$ , so they differ just by a complex phase, while for SL(2,ℂ) solutions, we have

$$E_{j,m} \sim \rho^{2m} e^{2im\theta}. \quad (5.3)$$

We can see that absolute values of these invariants are proportional to  $\rho^{2m}$ , which can make them either very small or very large. The ratio  $|E_{j,m}|/|E_{j,-m}|$  is expected to be  $\rho^{4m}$ , so for this solution, which has  $\rho$  higher than 2,  $|E_{1,1}|$  is more than 16 times higher than  $|E_{1,-1}|$  and the invariants  $J_{+-}$  and  $J_{-+}$  differ by a similar ratio. The differences are not so crucial in models with low  $k$ , where all invariants still take moderate values, but they become problematic for larger  $k$ . If we consider invariants with the highest  $m$  that we encountered in this project,  $E_{4,\pm 4}$  in  $k = 8$  model, their ratio is  $\rho^{16}$ , which can be of order of tens of thousands for similar values of  $\rho$ . So these invariants are spread across many orders, which can cause problems in some numerical calculations.



Level	Energy	$E_{0,0}$	$J_{+-}$	$J_{-+}$	$J_{33}$	$\Delta_S$
2	0.732856	0.756306	0.25674	-1.728354	1.836561	0.0337496
3	0.723239	0.749342	-2.28109	1.641892	2.843920	0.0167758
4	0.720008	0.735311	-3.10667	-0.077581	-0.178054	0.0095397
5	0.717007	0.733258	-3.32678	-0.666911	-0.437828	0.0077107
6	0.715071	0.725776	-2.20887	-0.040855	1.419582	0.0057583
7	0.713881	0.724882	-2.56862	0.093424	1.531108	0.0049433
8	0.712798	0.721990	-2.76483	-0.298796	0.292591	0.0041006
9	0.712189	0.721490	-3.04900	-0.246259	0.249433	0.0036194
10	0.711516	0.718856	-2.65424	-0.068778	1.063174	0.0031645
11	0.711152	0.718528	-2.78922	-0.097844	1.089831	0.0028473
12	0.710698	0.717312	-2.79057	-0.240629	0.497605	0.0025669
13	0.710458	0.717081	-2.99280	-0.179035	0.485697	0.0023430
14	0.710132	0.715741	-2.78204	-0.112116	0.912584	0.0021543

Level	$E_{1/2,1/2}$	$E_{1/2,-1/2}$	$E_{1,1}$	$E_{1,0}$	$E_{1,-1}$
2	1.49750 <i>i</i>	0.181299 <i>i</i>	-2.28898	-1.275935	-0.303887
3	2.01348 <i>i</i>	0.295306 <i>i</i>	-3.54596	-1.366885	-0.047299
4	1.63766 <i>i</i>	0.397805 <i>i</i>	-2.65845	-0.548245	-0.175615
5	1.78121 <i>i</i>	0.345793 <i>i</i>	-3.16269	-0.558834	-0.173484
6	1.65939 <i>i</i>	0.372642 <i>i</i>	-2.75013	-0.806901	-0.194656
7	1.77487 <i>i</i>	0.371102 <i>i</i>	-3.08903	-0.815452	-0.155406
8	1.68733 <i>i</i>	0.395409 <i>i</i>	-2.82897	-0.679071	-0.179102
9	1.75285 <i>i</i>	0.376313 <i>i</i>	-3.05834	-0.680402	-0.169132
10	1.69375 <i>i</i>	0.390029 <i>i</i>	-2.85837	-0.751813	-0.181081
11	1.75443 <i>i</i>	0.384421 <i>i</i>	-3.04825	-0.752593	-0.163572
12	1.70358 <i>i</i>	0.397976 <i>i</i>	-2.88787	-0.701759	-0.175908
13	1.74718 <i>i</i>	0.386308 <i>i</i>	-3.03991	-0.701910	-0.168075
14	1.70655 <i>i</i>	0.395863 <i>i</i>	-2.90209	-0.734085	-0.176403

Table 5.1: Gauge invariants of an  $SL(2, \mathbb{C})$  solution describing 0-brane with  $\theta = \frac{\pi}{2}$  and  $\rho \approx 2.07$  on  $k = 2$  background with  $J = \frac{1}{2}$ .

	Energy	$E_{0,0}$	$\Delta_S$
$\infty$	0.707093	0.7076	-0.000016
$\sigma$	0.000003	0.0001	0.000002
Exp.	0.707107	0.707107	0
	$J_{+-}$	$J_{-+}$	$J_{33}$
$\infty$	-3.05	-0.16	0.69
$\sigma$	0.19	0.16	0.36
Exp.	-3.03	-0.17	0.707107
	$E_{1/2,1/2}$	$E_{1/2,-1/2}$	
$\infty$	$1.744i$	0.405	
$\sigma$	$0.015i$	0.003	
Exp.	$1.741i$	0.406	
	$E_{1,1}$	$E_{1,0}$	$E_{1,-1}$
$\infty$	-3.029	-0.714	-0.163
$\sigma$	0.030	0.014	0.005
Exp.	-3.030	-0.707107	-0.165

Table 5.2: Extrapolations of gauge invariants of an  $SL(2, \mathbb{C})$  solution describing 0-brane with  $\theta = \frac{\pi}{2}$  and  $\rho \approx 2.07$  on  $k = 2$  background with  $J = \frac{1}{2}$ . Expected values of invariants that depend on  $\rho$  are not exact because they are based on its estimated value  $\rho = 2.07$ .

## 5.2 Generic properties of solutions

Properties of  $SL(2, \mathbb{C})$  solutions describing Cardy boundary states are more uniform than properties of other solutions, so after showing the  $k = 2$  example, we will go straight to discussion of their properties in general. Up to  $k = 8$ , we have found several dozens of such solutions and we show their survey in tables 5.3 and 5.4 in a similar way as in subsection 4.4. The tables provide identification of solutions, their energies and some additional notes when needed.

The two tables are dominated mostly by 0-brane solutions, other than that, there are just few  $\frac{1}{2}$ -branes. We have not found any  $SL(2, \mathbb{C})$  solutions with  $J \geq 1$ . Some of the solutions describe a single brane, most solutions correspond to two 0-branes and we have found just one combination of a 0-brane and a  $\frac{1}{2}$ -brane.

In addition to  $J$ ,  $SL(2, \mathbb{C})$  solutions are described by parameters  $\theta$  and  $\rho$ . The parameter  $\theta$  behaves very predictably and it always follows the relation (4.5), both for solutions describing one and two D-branes. We have not seen any solutions where the angle would be shifted by a multiple of  $\frac{2\pi}{k}$  as for some  $SU(2)$  solutions. For two 0-brane solutions, their parameters additionally satisfy  $\theta_1 = -\theta_2$ .

On the other hand, the parameter  $\rho$  seems to take generic values. It typically has moderate values which are neither too high nor too low, say  $0.5 \lesssim \rho \lesssim 2$ . We also notice that it does not take values close to 1, except for few solutions which probably describe combinations of an  $SU(2)$  brane and an  $SL(2, \mathbb{C})$  brane. Despite not being able to identify exact values of  $\rho$ , we notice that

behavior of this parameter is not completely random and there are traces of some rules. For example, if we select 0-brane solutions on  $J = \frac{1}{2}$  backgrounds, the parameter  $\rho$  always decreases as we increase the level  $k$ . But the sequence does not fit any easily recognizable formula.

As we mentioned above, the parameter  $\rho$  different from 1 leads to large differences between absolute values of invariants. Invariants with small absolute values, i.e. those with negative  $m$  for  $\rho > 1$  and with positive  $m$  for  $\rho < 1$ , often have large relative errors (sometimes over 100%, see table E.2 as an example). Therefore the value of  $\rho$  is, in practice, determined mainly from invariants with large absolute values.

When it comes to solutions describing two 0-branes, we notice that there are rules relating their parameters  $\rho_1$  and  $\rho_2$ , which sometimes lead to additional symmetries. The parameters of our solutions always follow one of three different patterns:

- $\rho_1 = \rho_2$ . These solutions have real invariants, but the solutions themselves do not satisfy the reality condition (3.16) because there is no exact relation between  $E_{j,m}$  and  $E_{j,-m}$ .
- $\rho_1 = 1/\rho_2$ . Invariants of these solutions are given by generic complex numbers, but they have an additional symmetry  $E_{j,m} = (-1)^{2j} E_{j,-m}$ .
- $\rho_1 \approx 1$  or  $\rho_2 \approx 1$ . These solutions probably describe combinations of an SU(2) brane and an SL(2,ℂ) brane. Invariants of these solutions do not have any special properties.

Examples of these three types of solutions are given in appendix E.1 for  $k = 5$ .

As we described in section 3.4, a common trait of many SL(2,ℂ) solutions is a numerical instability at odd levels, which is probably connected to the fact that these solutions excite the marginal field. This instability means that Newton's method, which we use to find solutions, either does not converge within a reasonable number of iterations or it converges to a point that is too far from nearby even level data. This problem can manifest either only at some levels (typically 3 and 5) or at all odd levels. We can still identify these solutions based on even level data, but having lesser number of data points (whose number is low to begin with) obviously leads to lower precision of results. We denote solutions with instabilities in tables 5.3 and 5.4 by symbol I in the notes.

$k$	$J$	Identification	$E^{(\infty)}$	$E^{(exp)}$	$E_J$	Notes
2	$\frac{1}{2}$	(0, 1, 2.07)	0.707093	0.707107	1.000000	
3	$\frac{1}{2}$	(0, 1, 1.80)	0.60969	0.609711	0.986534	I, low precision
		(0, 1, 1.63) + (0, -1, 0.82)	1.221	1.21942		
4	$\frac{1}{2}$	(0, 1, 1.61)	0.53721	0.537285	0.930605	
	1	(0, 2, 1.79) (0, 2, 0.48) + (0, -2, 2.10)	0.537295 1.0755	0.537285 1.07457	1.074570	I(3,5) I(3)
5	$\frac{1}{2}$	(0, 1, 1.48)	0.481507	0.481581	0.867780	I, SU(2) +SL(2,C)
		(0, 1, 0.63) + (0, -1, 0.99)	0.9642	0.963163		
	1	(0, 2, 1.69)	0.481544	0.481581	1.082104	I(3) low precision
		( $\frac{1}{2}$ , 1, 2.05)	0.869	0.86778		
		(0, 2, 0.50) + (0, -2, 0.50)	0.9636	0.963163		
	(0, 2, 0.99) + (0, -2, 1.82)	0.9640	0.963163		I(3,5), SU(2) +SL(2,C)	
	(0, 2, 0.49) + (0, -2, 2.05)	0.9619	0.963163		I	
6	$\frac{1}{2}$	(0, 1, 1.39)	0.43736	0.437426	0.808258	I, SU(2) +SL(2,C)
		(0, 1, 1.53) + (0, -1, 0.98)	0.8756	0.874852		
		(0, 1, 1.27) + (0, -1, 0.79)	0.8724	0.874852		
	1	(0, 2, 1.60)	0.43736	0.437426	1.056040	I(3) I low precision I(3,5), SU(2) +SL(2,C) I I I
		(0, 2, 0.57) + (0, -2, 1.74)	0.874881	0.874852		
		(0, 2, 0.56) + (0, -2, 0.56)	0.8750	0.874852		
		( $\frac{1}{2}$ , 1, 1.79)	0.8086	0.808258		
		(0, 2, 1.70) + (0, -2, 0.98)	0.8752	0.874852		
		(0, 2, 0.47) + (0, -2, 2.11)	0.8738	0.874852		
		(0, 2, 2.11) + (0, -2, 0.47)	0.8737	0.874852		
	(0, 2, 2.52) + (0, -2, 0.40)	0.870	0.874852			
	$\frac{3}{2}$	(0, 3, 1.66)	0.437451	0.437426	1.143050	I(3,5) I I(3,5) I(3,5), SU(2) +SL(2,C) I I I
		(0, 3, 0.56) + (0, -3, 1.78)	0.8745	0.874852		
(0, 3, 0.55) + (0, -3, 0.55)		0.8752	0.874852			
(0, 3, 1.02) + (0, -3, 0.58)		0.8753	0.874852			
(0, 3, 0.41) + (0, -3, 2.47)		0.8730	0.874852			
(0, 3, 2.50) + (0, -3, 0.40)		0.867	0.874852			
(0, 3, 3.11) + (0, -3, 0.32)	0.89	0.874852				

Table 5.3: List of SL(2,C) Cardy solutions in models with  $k \leq 8$ , part 1. The table has the same format as table 4.9. Identification of solutions includes the parameter  $J$ , the angle  $\theta$  in multiples of  $\frac{\pi}{k}$  and the parameter  $\rho$ . In case of solutions with higher degeneracy, we show only one example. These solutions are pseudo-real, so the note R means that the given solution changes from generically complex to pseudo-real. The note I denotes instability at odd levels. If there are numbers in brackets, the instability appears only at these levels, otherwise all odd levels are unstable. The notes also mark solutions that probably describe combinations of SU(2) and SL(2,C) branes.

$k$	$J$	Identification	$E^{(\infty)}$	$E^{(exp)}$	$E_J$	Notes
7	$\frac{1}{2}$	(0, 1, 1.33)	0.40147	0.401534	0.754638	R(10)
		(0, 1, 0.57) + (0, -1, 1.75)	0.808009*	0.803069		
		(0, 1, 0.79) + (0, -1, 1.27)	0.8022	0.803069		
	1	(0, 2, 1.52)	0.40144	0.401534	1.016721	I(3)
		(0, 2, 1.62) + (0, -2, 0.62)	0.8065	0.803069		I
		(0, 2, 0.60) + (0, -2, 0.60)	0.80305	0.803069		
		( $\frac{1}{2}$ , 1, 1.65)	0.7548	0.754638		low precision
		(0, 2, 0.99) + (0, -2, 1.60)	0.80324	0.803069		I(3), SU(2) +SL(2,ℂ)
		(0, 2, 2.16) + (0, -2, 0.46)	0.8023	0.803069		I
		(0, 2, 2.20) + (0, -2, 0.45)	0.799	0.803069		I
	(0, 2, 0.36) + (0, -2, 2.79)	0.808	0.803069	I		
	$\frac{3}{2}$	(0, 3, 1.61)	0.40150	0.401534	1.156172	I(3,5)
(0, 3, 1.68) + (0, -3, 0.60)		0.8024	0.803069	I		
(0, 3, 1.69) + (0, -3, 1.69)		0.8033	0.803069	I(3,5)		
(0, 3, 1.01) + (0, -3, 0.60)		0.8033	0.803069	I(3,5), SU(2) +SL(2,ℂ)		
(0, -3, 1.91) + ( $\frac{1}{2}$ , 4, 1.10)		1.25491*	1.156172	R(10)		
8	$\frac{1}{2}$	(0, 1, 1.29)	0.37169	0.371748	0.707107	R(8)
		(0, 1, 1.63) + (0, -1, 0.62)	0.746884*	0.743496		I
		(0, 1, 1.42) + (0, -1, 0.96)	0.7440	0.743496		
		(0, 1, 0.80) + (0, -1, 1.26)	0.74315	0.743496		
	1	(0, 2, 1.45)	0.37165	0.371748	0.973249	I(3)
		(0, 2, 1.56) + (0, -2, 1.56)	0.74339	0.743496		I
		(0, 2, 1.53) + (0, -2, 0.65)	0.74343	0.743496		low precision
		( $\frac{1}{2}$ , 1, 1.54)	0.70721	0.707107		I(3), SU(2) +SL(2,ℂ)
		(0, 2, 0.99) + (0, -2, 1.52)	0.74356	0.743496		I
		(0, 2, 2.17) + (0, -2, 0.46)	0.7430	0.743496		I, low precision
		(0, 2, 2.75) + (0, -2, 2.75)	0.752	0.743496		
	$\frac{3}{2}$	(0, 3, 1.55)	0.37169	0.371748	1.144123	I(3)
		(0, 3, 0.69) + (0, -3, 1.59)	0.7426	0.743496		I
		(0, 3, 0.62) + (0, -3, 0.62)	0.74363	0.743496		I(3,5)
		(0, 3, 0.99) + (0, -3, 1.58)	0.74363	0.743496		I(3,5), SU(2) +SL(2,ℂ)
	2	(0, 4, 1.58)	0.37165	0.371748	1.203002	I(3)
(0, 4, 1.62) + (0, -4, 1.62)		0.7437	0.743496	I(3,5)		
(0, 4, 1.01) + (0, -4, 0.62)		0.7437	0.743496	I(3), SU(2) +SL(2,ℂ)		

Table 5.4: List of SL(2,ℂ) Cardy solutions in models with  $k \leq 8$ , part 2.

### 5.3 Complex marginal deformations

Finally, we will take a look at one curious  $SL(2, \mathbb{C})$  solution that appears on all backgrounds regardless of the chosen level  $k$  or the boundary condition  $J$ . The reason is that it does not excite any  $SU(2)$  primaries, but only states in the Verma module of identity. The solution describes a specific marginal deformation by the field  $J_{-1}^3 c_1 |0, 0\rangle$  with purely imaginary value of the marginal parameter.

In table 5.6, we show its observables for  $k = 2$  and  $J = \frac{1}{2}$ , where we computed the solution to the highest level. The table shows only even levels because the solution suffers from the odd level instability that we described before. This instability and oscillations of observables mean that their extrapolations are not very precise, see table 5.7.

We identify the solution as marginal because the energy approaches 1, which is the energy of the reference D-brane, and there are no other boundary states with the same energy. Next, Ellwood invariants tell us that  $\theta = 0$ , which agrees with (4.5) for  $J_i = J_f$ . The second parameter  $\rho$  can be determined only using the invariant  $E_{1,1}$ , which is the only independent well-behaved invariant that depends on this parameter, and we get  $\rho \approx 5.88$ . However, this number has a large error because  $E_{1,1}$  has poor precision. The parameter  $\rho$  changes if we consider a different level  $k$ , see the values in table 5.5. It decreases as we go to higher  $k$ , but it does seem not follow any simple sequence. On the other hand, it does not seem to change when we fix  $k$  and vary the boundary condition  $J$ , values obtained for different  $J$  are very close to each other.

Interestingly, the solution has 'accidental' symmetries similar to  $SU(2)$  Cardy solutions described in subsection 4.4, but the symmetries themselves are different:

$$E_{\frac{1}{2}, \frac{1}{2}} = E_{\frac{1}{2}, -\frac{1}{2}} = 0, \quad (5.4)$$

$$E_{1,0} = E_{0,0}, \quad (5.5)$$

$$E_{1,1} = -J_{+-}, \quad (5.6)$$

$$E_{1,-1} = -J_{-+}, \quad (5.7)$$

The  $SU(2)_k$  WZW model admits a family of marginal solutions which can be found using the traditional approach [45][46][47], which however do not have any accidental symmetries for generic values of the marginal parameter, so this solution is clearly exceptional. It most likely represents a special point in the family of marginal solutions where the equation of motion for the marginal field (which is omitted in the traditional approach) is satisfied, which probably allows the accidental symmetries.

$k$	2	3	4	5	6	7	8
$\rho$	5.88	3.83	2.87	2.59	2.40	2.27	2.18

Table 5.5: Parameter  $\rho$  of the special complex marginal solution for different  $k$ .

Level	Energy	$E_{0,0}$	$E_{1,1}$	$E_{1,-1}$	$J_{33}$	$\Delta_S$
2	1.01246	0.997915	-1.08383	-5.238689	5.32460	-0.0169001
4	1.00931	0.993375	-8.09888	-0.142909	-1.53685	-0.0118150
6	1.00905	0.988201	-10.2092	-0.134406	2.51075	-0.0095241
8	1.00905	0.986204	-12.8326	-0.156754	1.35414	-0.0084797
10	1.00896	0.984836	-15.2304	-0.079354	0.70920	-0.0078490
12	1.00876	0.984682	-17.4956	-0.113267	2.11236	-0.0073784
14	1.00848	0.984716	-19.5194	-0.068453	0.52919	-0.0069804

Table 5.6: Independent observables of the special complex marginal solution on  $k = 2$  background with  $J = \frac{1}{2}$ . We show only even level data because of odd level instability.

	Energy	$E_{0,0}$	$\Delta_S$
$\infty$	0.9997	0.986	-0.0005
$\sigma$	-	0.004	-
Exp.	1	1	0
	$J_{+-}$	$J_{-+}$	$J_{33}$
$\infty$	34.5	0.02	2.8
$\sigma$	4.4	0.09	0.7
Exp.	34.5	0.03	1
	$E_{1/2,1/2}$	$E_{1/2,-1/2}$	
$\infty$	0	0	
$\sigma$	-	-	
Exp.	0	0	
	$E_{1,1}$	$E_{1,0}$	$E_{1,-1}$
$\infty$	-34.5	0.986	-0.02
$\sigma$	4.4	0.005	0.09
Exp.	-34.5	1	-0.03

Table 5.7: Extrapolations of observables of the special complex marginal on  $k = 2$  background with  $J = \frac{1}{2}$ . The expected values are based on  $\theta = 0$  and  $\rho \approx 5.88$ .

## 6 Exotic solutions

In the last section dedicated to solutions, we will discuss solutions which seem to be physical, but which we failed to identify as  $SU(2)$  or  $SL(2, \mathbb{C})$  Cardy boundary states. We think that most of them describe symmetry-breaking boundary states, but it is possible that our identification failed in some cases because of low precision or numerical instabilities. Among the solutions, there is one group of real solutions with similar properties, which describe the B-brane boundary states from [24]. We will discuss this group of solutions first, then we will discuss  $k = 4$  and  $J = 1$  background which has some special properties and finally we will provide a survey of all exotic solutions that we have found.

### 6.1 B-brane solutions

During our analysis of exotic solutions, we noticed that there is one group of real solutions with similar properties, which we later identified as the so-called B-branes, whose properties are reviewed in section 2.5. In order to compare our numerical results with B-brane boundary states (2.66), we need to know what are the expected values of Ellwood invariants. We have not worked out the exact map between the  $SU(2)_k$  WZW model Hilbert space and the parafermion times free boson Hilbert space, but we can fortunately extract the information we need just based on conformal weights and free boson momentum.

We find only B-branes with  $J = 0$  because others have too high energy to be seen in the numerical approach, so we will restrict our attention to this case. The energy of B-branes is multiplied by  $\sqrt{k}$  compared to the usual Cardy branes with the same label  $J$  and therefore we expect that a  $J = 0$  B-brane solution will have

$$E_{0,0}^{exp} = \sqrt{k} B_0^0. \quad (6.1)$$

Next, we notice that B-brane boundary states involve only  $n = 0, k$  free boson representations, which means that most invariants are equal to zero because they correspond to other momenta. We find that the trivial invariants are

$$E_{j,m}^{exp} = 0, \quad m \neq 0, \pm \frac{k}{2}. \quad (6.2)$$

The exceptions are invariants with  $m = 0$ , which are equal to

$$E_{j,0}^{exp} = \sqrt{k} B_0^j, \quad (6.3)$$

and invariants with  $j = \pm m = \frac{k}{2}$ :

$$|E_{k/2, \pm k/2}^{exp}| = \sqrt{k} B_0^0. \quad (6.4)$$

This equation is written with absolute value because determining the sign (which is related to  $\eta$ ) would require knowledge of the exact correspondence between the two Hilbert spaces. Finally,



$J_{ab}$  invariants have expected values

$$J_{+-}^{exp} = J_{-+}^{exp} = 0, \quad (6.5)$$

$$J_{33}^{exp} = \sqrt{k}B_0^0. \quad (6.6)$$

Overall, invariants of B-branes are much simpler than for SU(2) Cardy branes. Most invariants vanish and the rest are real numbers proportional to elements of the matrix of boundary state coefficients.

Now that we know what results to expect, we can move to actual solutions. We have found B-brane solutions in models with  $k \geq 3$  with the exception of  $k = 4$ . Furthermore, the background needs to have high enough energy, so most of B-brane solutions appear on backgrounds with the highest energy for the given  $k$ . Boundary states (2.66) should be described by real solutions, but some of them have complex seeds and they become real at a higher level. We also find some pseudo-real solutions with B-brane properties. We will discuss examples of B-brane solutions for  $k = 3$  and  $k = 6$  in more detail.

The first B-brane solution can be found on  $k = 3$  background with  $J = \frac{1}{2}$  boundary conditions. Interestingly, the solution has degeneracy just one, so we have found only one of the two B-brane boundary states described by equation (2.66). Its data up to level 12 and infinite level extrapolations are given in tables 6.1 and 6.2. The basic identification can be done using the energy ( $g$ -function), which is approximately 1.056 and which does not match any combination of SU(2) Cardy boundary states given in table 2.1. The energy of the B-brane is higher than the initial  $\frac{1}{2}$ -brane energy, so it is not surprising that the seed solution at level 2 is complex. This aspect of the solution reminds us of other positive energy solutions (see, for example, positive energy lumps or one of the Ising model solutions in [22]), but our solution fortunately becomes real much more quickly, the imaginary part disappears already at level 4. Therefore we have enough real data points to do a decent analysis.

In many aspects, the solution is similar to the 0-brane solution on the same background. The data in table 6.2 show that its invariants satisfy the reality condition and that they have the same symmetries (4.7)-(4.9). When we take a closer look at their extrapolations, we observe that there is a good agreement with the predictions (6.1)-(6.6), which makes the identification of the solution definitive. In particular, notice that a high number of invariants is close to zero, which is characteristic for B-brane solutions. The precision of extrapolations is somewhat lesser than expected (because we have only 5 data points from levels 4 to 12), but it can be improved if we realize that the solution has a dual in the  $m = 5$  minimal model like the 0-brane solution. This dual solution describes (3,5)-brane going to (1,2)-brane<sup>10</sup>. Using the dual solution, we can predict behavior of its invariants up to level 20, see the second part of table 6.1. The table also includes extrapolations using these extra data and we observe that the precision improves

---

<sup>10</sup>It would be interesting to see the minimal model solution from perspective of the parafermion theory. Based on its energy, it seems likely that it describes a B-brane in the parafermion model.

approximately by one order compared to table 6.2.

Next, we move to the  $k = 6$  background with boundary condition  $J = 3/2$ . In this case, we find not one, but two different B-brane solutions (solutions number 18 and 3061 from table 6.5). Due to large amount of data, we decided to show only extrapolations of their invariants in table 6.3.

The first solution is not much different from the one at  $k = 3$ . It is somewhat nicer because it has lower energy than the background and therefore it is real at all levels. That allows us to extrapolate its energy with better precision, even though we evaluated the solution only up to level 10. When it comes to Ellwood invariants, they have again the 'accidental' symmetries (4.7)-(4.9), which are typical for Cardy solutions. Some higher invariants have large errors due to their conformal weights, but most of them agree very well with the expected values, so the solution is consistent with our predictions. We notice that the percentage of invariants going to zero is higher than for the solution above and all invariants with half-integer labels vanish identically, so these invariants were removed from the table to reduce its size.

The second solution is different. Although most of its invariants have similar values as for the first solution, we notice that they are no longer symmetric and therefore the solution is not real, but only pseudo-real. Most of the invariants go to zero and invariants with  $m = 0$  match the predictions (6.3), so the key difference lies in the invariants  $E_{3,3} \approx -9$  and  $E_{3,-3} \approx -0.3$ . These invariants represent the the main asymmetry of the solution and they are the only ones that do not match the predictions. However, we think that they satisfy

$$E_{3,3} = \rho^6 E_{0,0}, \quad E_{3,-3} = \rho^{-6} E_{0,0} \quad (6.7)$$

for some constant  $\rho$ , although exact verification of this relation is not possible due to large relative error of  $E_{3,-3}$ . This relation holds for  $SL(2, \mathbb{C})$  boundary states and therefore we think that the two B-brane solutions are related in the same way as ordinary  $SU(2)$  and  $SL(2, \mathbb{C})$  solutions. B-brane boundary states have several moduli, so the pseudo-real solution should be possible to obtain by marginal deformations of the real solution using a purely imaginary value of the marginal field related to  $J_{-1}^3$ . This solution has degeneracy two and the two solutions differ by exchange  $E_{j,m} \leftrightarrow E_{j,-m}$ .

The remaining B-brane solutions that we found appear in the survey of exotic solutions in tables 6.5 and 6.6. They have analogous properties as the examples above, so there is no need to discuss them in detail.

SU(2)<sub>k</sub> WZW model data

Level	Energy	$E_{0,0}$	$E_{1/2,1/2}$	$E_{1,0}$	$E_{3/2,1/2}$	$\Delta_S$
2	1.16839 $-0.05599i$	0.98818 $+0.11488i$	$-0.276857$ $+0.306363i$	2.88659 $-0.40927i$	$-2.674373$ $+1.895532i$	$-0.0319044$ $+0.0217899i$
4	1.09180	1.00282	$-0.137331$	1.32541	0.217832	$-0.0136018$
6	1.07642	1.02430	$-0.0759386$	1.58556	$-0.676351$	$-0.0075041$
8	1.07037	1.03273	$-0.049461$	1.40505	0.017113	$-0.0052371$
10	1.06710	1.03719	$-0.0386589$	1.46741	$-0.329571$	$-0.0040362$
12	1.06506	1.04022	$-0.0300022$	1.39810	$-0.024171$	$-0.0032897$

Extension by minimal model data

14	1.06366	1.04227	$-0.0256691$	1.42623	$-0.207926$	$-0.0027795$
16	1.06264	1.04389	$-0.0214132$	1.38967	$-0.035069$	$-0.0024084$
18	1.06187	1.04509	$-0.0191116$	1.40559	$-0.148645$	$-0.0021259$
20	1.06126	1.04610	$-0.0165916$	1.38302	$-0.037352$	$-0.0019035$
$\infty$	1.05606	1.05546	0.0005	1.3442	0.002	$-0.000007$
$\sigma$	—	0.00004	0.0004	0.0007	0.006	—
Exp.	1.05605	1.05605	0	1.34332	0	0

Table 6.1: Selected invariants of the B-brane solution on  $k = 3$  background with  $J = \frac{1}{2}$ . The first part of the table includes data found in the SU(2)<sub>k</sub> WZW model, while the second part shows higher level predictions based on a dual solution in the  $m = 5$  minimal model. We show only data from even levels because odd level data are the same.

	Energy	$E_{0,0}$	$\Delta_S$	
$\infty$	1.05624	1.054	$-0.00014$	
$\sigma$	—	0.004	—	
Exp.	1.05605	1.05605	0	
	$J_{+-}$	$J_{-+}$	$J_{33}$	
$\infty$	0.06	0.06	1.054	
$\sigma$	0.18	0.18	0.004	
Exp.	0	0	1.05605	
	$E_{1/2,1/2}$	$E_{1/2,-1/2}$		
$\infty$	0.006	$-0.006$		
$\sigma$	0.016	0.016		
Exp.	0	0		
	$E_{1,1}$	$E_{1,0}$	$E_{1,-1}$	
$\infty$	$-0.006$	1.31	$-0.006$	
$\sigma$	0.016	0.03	0.016	
Exp.	0	1.34332	0	
	$E_{3/2,3/2}$	$E_{3/2,1/2}$	$E_{3/2,-1/2}$	$E_{3/2,-3/2}$
$\infty$	$-1.054$	0.06	$-0.06$	1.054
$\sigma$	0.004	0.18	0.18	0.004
Exp.	$-1.05605$	0	0	1.05605

Table 6.2: Extrapolations (based on levels 4 to 12) of the B-brane solution on  $k = 3$  background with  $J = \frac{1}{2}$ .

Real solution							
	Energy	$E_{0,0}$	$\Delta_S$				
$\infty$	1.07149	1.0713	-0.000036				
$\sigma$	0.00002	0.0011	0.000003				
Exp.	1.07147	1.07147	0				
	$J_{+-}$	$J_{-+}$	$J_{33}$				
$\infty$	0.00	0.00	1.0713				
$\sigma$	0.05	0.05	0.0011				
Exp.	0	0	1.07147				
	$E_{1,1}$	$E_{1,0}$	$E_{1,-1}$				
$\infty$	0.0003	1.667	0.0003				
$\sigma$	0.0004	0.005	0.0004				
Exp.	0	1.66482	0				
	$E_{2,2}$	$E_{2,1}$	$E_{2,0}$	$E_{2,-1}$	$E_{2,-2}$		
$\infty$	-0.0003	-0.02	1.66	-0.02	-0.0003		
$\sigma$	0.0004	0.06	0.19	0.06	0.0004		
Exp.	0	0	1.66482	0	0		
	$E_{3,3}$	$E_{3,2}$	$E_{3,1}$	$E_{3,0}$	$E_{3,-1}$	$E_{3,-2}$	$E_{3,-3}$
$\infty$	-1.0713	0.00	0.0	0.9	0.0	0.00	-1.0713
$\sigma$	0.0011	0.05	0.7	0.8	0.7	0.05	0.0011
Exp.	-1.07147	0	0	1.07147	0	0	-1.07147

Pseudo-real solution							
	Energy	$E_{0,0}$	$\Delta_S$				
$\infty$	1.07149	1.0718	0.000024				
$\sigma$	0.00006	0.0003	0.000001				
Exp.	1.07147	1.07147	0				
	$J_{+-}$	$J_{-+}$	$J_{33}$				
$\infty$	0.04	-0.02	1.09				
$\sigma$	0.11	0.07	0.52				
Exp.	0	0	1.07147				
	$E_{1,1}$	$E_{1,0}$	$E_{1,-1}$				
$\infty$	-0.01	1.665	-0.001				
$\sigma$	0.02	0.009	0.014				
Exp.	0	1.66482	0				
	$E_{2,2}$	$E_{2,1}$	$E_{2,0}$	$E_{2,-1}$	$E_{2,-2}$		
$\infty$	0.01	-0.05	1.6	-0.06	0.05		
$\sigma$	0.05	0.09	0.3	0.16	0.08		
Exp.	0	0	1.66482	0	0		
	$E_{3,3}$	$E_{3,2}$	$E_{3,1}$	$E_{3,0}$	$E_{3,-1}$	$E_{3,-2}$	$E_{3,-3}$
$\infty$	-9.2	0.04	0.5	1.0	-0.2	-0.1	-0.3
$\sigma$	0.3	0.20	1.2	1.2	1.0	0.3	0.3
Exp.	?	0	0	1.07147	0	0	?

Table 6.3: Extrapolations of observables of two B-brane solutions on  $k = 6$  background with  $J = 3/2$ . All invariants  $E_{j,m}$  with half-integer  $j$  are identically equal to zero.

## 6.2 $k = 4$ solutions

Next, let us consider one special setting, the  $k = 4$  background with  $J = 1$ . In addition to  $J_{-1}^3 c_1 |0, 0\rangle$ , this boundary theory includes another marginal state, constructed using the primary field  $\phi_{2,0}$  which has weight 1 for this  $k$ . Marginal deformations by this operator lead to a new family of boundary states, which seems to be part of the first type of boundary states described in [38]. In this setting, we found solutions with energy approximately matching the 1-brane (one real and some pseudo-real). We will briefly discuss the real solution first (it is solution number 745 from table 6.5).

Extrapolations of its invariants are given in table 6.4 and we observe that its properties (including 'accidental' symmetries) are similar to  $SU(2)$  solutions. Since it has energy similar to a 1-brane, we compare the extrapolations with expected values for a 1-brane with  $\theta = 0$ , which seems to be the closest match. Some invariants match the 1-brane ( $E_{0,0}$ ,  $E_{2,2}$ ,  $E_{2,0}$ ), but some are clearly different ( $E_{1,1}$ ,  $E_{1,0}$ ,  $E_{2,1}$ ). Therefore the solution is not a 1-brane and it possibly represents a marginal deformation of 1-brane by the additional marginal operator and it may belong to the first group of boundary states from [38]. It would be interesting transform the results from [38] to the  $SU(2)$  current basis and see if there are parameters for which the exact boundary state matches our numerical solution.

Going back to other solutions, we notice that we can make a complex linear combination of the two marginal operators so that the resulting operator is self-local, i.e. its OPE is trivial. Deformations by such operator are exactly marginal and we have indeed found several solutions that describe exactly marginal deformations (table 6.5 includes one example, solution number 697). They can be easily recognized because their OSFT action exactly disappears. However, they have problems with numerical stability, which are even worse than for other  $SL(2, \mathbb{C})$  solutions and which seem to be caused by the flat potential for the exactly marginal field. Therefore it would be necessary to investigate them using the traditional marginal approach [45][46][47][22].

## 6.3 More solutions

Finally, let us discuss the remaining exotic solutions. We provide a survey of these solutions up to  $k = 8$  in tables 6.5 and 6.6. Unfortunately, we cannot say much about most of them. Most of these solutions are pseudo-real with relatively generic properties, so we can deduce only that they probably represent some symmetry-breaking  $SL(2, \mathbb{C})$  boundary states. Furthermore, they often suffer from numerical instabilities or they have complex seeds at low levels, which makes their analysis even more problematic. There are only few solutions which allow reliable extrapolations and many of them represent B-branes, which we discussed above. However, there are still some solutions with interesting properties left, so let us focus on them now.

In addition to B-branes, there are two decent real solutions. Both were found in the highest considered model with  $k = 8$ . They are solution number 4669 for  $J = 3/2$  and solution number

	Energy	$E_{0,0}$	$\Delta_S$		
$\infty$	1.074573	1.0748	-0.000007		
$\sigma$	0.000003	0.0006	0.000007		
Exp.	1.074570	1.07457	0		
	$J_{+-}$	$J_{-+}$	$J_{33}$		
$\infty$	0.711	0.711	1.0748		
$\sigma$	0.005	0.005	0.0006		
Exp.	1.07457	1.07457	1.07457		
	$E_{1/2,1/2}$	$E_{1/2,-1/2}$			
$\infty$	-0.013	0.013			
$\sigma$	0.001	0.001			
Exp.	0	0			
	$E_{1,1}$	$E_{1,0}$	$E_{1,-1}$		
$\infty$	-0.367	1.342	-0.367		
$\sigma$	0.004	0.004	0.004		
Exp.	-0.759836	0.759836	-0.759836		
	$E_{3/2,3/2}$	$E_{3/2,1/2}$	$E_{3/2,-1/2}$	$E_{3/2,-3/2}$	
$\infty$	-0.013	-0.047	0.047	0.013	
$\sigma$	0.001	0.006	0.006	0.001	
Exp.	0	0	0	0	
	$E_{2,2}$	$E_{2,1}$	$E_{2,0}$	$E_{2,-1}$	$E_{2,-2}$
$\infty$	1.0748	-0.711	1.07	-0.711	1.0748
$\sigma$	0.0006	0.005	0.19	0.005	0.0006
Exp.	1.07457	-1.07457	1.07457	-1.07457	1.07457

Table 6.4: Extrapolations of a real exotic solution on  $k = 4$  background with  $J = 1$ . The expected values are for 1-brane with  $\theta = 0$ . They are given for comparison and they do not always match the extrapolations.

6534 for  $J = 2$ . They have complex seeds, but they become real at level 4, so we have enough data points for extrapolations. Together with the B-branes, they are our best candidates for SU(2) symmetry-breaking boundary states. We show some of their invariants in appendix E, so that there are data for comparison in case that they are rediscovered by some other numerical or analytic method.

When going over extrapolated energies in tables 6.5 and 6.6, we notice that energies some of exotic solutions match each other or some combination Cardy boundary states (these matches are mentioned in the notes). We know their energies only with limited precision, so some of the cases could be just coincidences, but they often share other properties (most notably, they often have similar invariants  $E_{j,0}$  like the two B-brane solutions above), so coincidental agreements are not very likely. The most likely explanation is that such solutions are related by marginal deformations.

$k$	$J$	No.	$E^{(\infty)}$	$E_J$	Real	Notes
3	$\frac{1}{2}$	169	1.0562	0.986534	yes	R(4), B-brane
4	1	697	1.07457	1.074570	no	I, exactly marginal
		745	1.07457		yes	energy similar to 1-brane
		783	1.0747		no	energy similar to 1-brane
5	$\frac{1}{2}$	215	0.96	0.867780	no	I(3)
	1	1833	1.0756	1.082104	no	I(3), pseudo-real B-brane
		1861	0.97		no	I
		1887	1.082		no	I, energy similar to 1-brane
		1957	1.089		no	I, energy similar to 1-brane
		2007	1.076		yes	R(6), B-brane
2461	0.98	no	I			
6	1	2590	0.892	1.056040	no	I
	$\frac{3}{2}$	18	1.07149	1.143050	yes	B-brane
		2235	0.786		no	I
		2785	0.70		no	I
		3061	1.07149		no	pseudo-real B-brane
		3243	1.10228		no	
		3383	1.10217		no	energy similar no. 3243
		3591	1.10247		no	energy similar no. 3243
		3779	1.079		no	I
4393	1.114	no	I			

Table 6.5: List of exotic solutions in the  $SU(2)_k$  WZW model with  $k \leq 8$ , part 1. The structure of the table and notes follows tables 4.9 and 5.3. We added a column with solution numbers (which come from ordering of seeds by the homotopy continuation algorithm and which do not have any deeper meaning) so that we can refer to them and a column which denotes whether the solutions are real or pseudo-real. Energies are rounded roughly according to error estimates of our extrapolations, but in case of solutions which are complex at low levels or which have numerical instabilities, error estimates are often just a guesswork. We removed the column with expected energies because we do not know them for most solutions.

In particular, when we choose the setting with  $k = 8$  and  $J = 2$ , there are several related solutions with energy similar to three 0-branes. These solutions are pseudo-real, so they cannot describe  $SU(2)$  Cardy branes, but they could potentially describe combinations of  $SL(2, \mathbb{C})$  boundary states. We tried to identify them using the  $R^2$  minimization procedure, but we found no parameters that would match their invariants well enough. Therefore we placed these solutions in this section among exotic solutions.

$k$	$J$	No.	$E^{(\infty)}$	$E_J$	Real	Notes
7	1	2491	1.26	1.016721	no	I
	$\frac{3}{2}$	2256	0.750	1.156172	no	energy similar to $\frac{1}{2}$ -brane
		2691	0.804		no	I
		2917	0.745		no	I
		3501	1.062		no	I(3), pseudo-real B-brane
		3607	1.062		yes	R(6), B-brane
		4640	1.19815*		no	R(9)
		4740	1.07		no	R(4), I
		4812	0.96		no	R(6)
		4988	1.19800*		no	R(9)
		5364	1.20515*		yes	R(9)
		5655	1.19368*		no	R(10)
		7090	1.14		no	I
8	1	4471	1.19	0.973249	no	I(3)
	$\frac{3}{2}$	1679	0.705	1.144123	no	energy similar to $\frac{1}{2}$ -brane
		3581	1.051		no	I(3,5), pseudo-real B-brane
		4383	1.16		no	R(5), I
		4491	1.1576		no	energy similar no. 4669
		4663	1.35		no	I
		4669	1.1580		yes	R(4)
		5335	1.12		no	R(6), I
		5343	1.058		no	R(4), I, pseudo-real B-brane?
		6281	1.075		no	R(5)
		6285	1.27027*		yes	R(10)
	6449	1.24984*	no	R(8)		
	2	10	1.05148	1.203002	yes	B-brane
		2581	0.72		no	I
		2969	1.08591*		no	R(10)
		3461	1.05149		no	pseudo-real B-brane
		3695	1.1119		no	energy similar three 0-branes
		3707	1.1128		no	energy similar three 0-branes
		3859	1.109		no	energy similar three 0-branes
		4255	1.1122		no	energy similar three 0-branes
5068		1.12	no		I(3,5), energy similar three 0-branes	
5806		1.06	no		I	
6354		1.234	no		R(4), energy similar no. 6534	
6534		1.239	yes		R(4)	
9339	1.117	no	I, energy similar three 0-branes			
10419	1.04	no	I			

Table 6.6: List of exotic solutions in the  $SU(2)_k$  WZW model with  $k \leq 8$ , part 2.



## 7 Summary and future directions

In this paper, we described many OSFT solutions in the  $SU(2)_k$  WZW model which correspond to several types of boundary states. So let us review the results and discuss some possible future directions of this research.

We divide solutions in this model into three groups. The first group includes real solutions describing  $SU(2)$  Cardy boundary states. These represent the basic type of solutions which is expected based on background independence of OSFT. From the OSFT perspective, solutions of this type have similar properties as lump solutions in free boson theories and solutions in Virasoro minimal models [22]. We reproduce the expected  $g$ -functions and boundary states components with decent precision and we are able to uniquely identify most solution. We have found just two peculiar properties of these solutions. They have 'accidental' symmetries of certain invariants, which may be connected to absence of the marginal field in these solutions. We also noticed that some of their invariants converge better than we expected based on their conformal weights, which makes their identification easier.

When we consider these solutions in the context of boundary conformal field theory, it is most important to know what are their parameters  $J$  and  $\theta$ , which characterize Cardy boundary states in the  $SU(2)_k$  WZW model restricted to our ansatz. The parameter  $J$  does not seem to follow any special selection rules, but (as in other OSFT models) it is restricted by the fact that numerical OSFT solutions typically have lower energy than the background, so we mostly encounter solutions with low values of  $J$ . We found only few solutions with energy higher than the background and they mostly represent two 0-branes.

Rules governing the angle  $\theta$  are more interesting. Out of the continuous family of boundary states, we find only a discrete number, which satisfy the following relation:

$$\theta = \pm(J_f - J_i + n)\frac{2\pi}{k}, \quad n \in \mathbb{Z}. \quad (7.1)$$

That means that the angle is given by an integer multiple of  $\frac{\pi}{k}$  and it is related to the difference between the initial and final value of  $J$ . In addition to this, branes described by our solutions lie in the segment given by the reference brane (see figure 4.3) and there is a preference for branes that touch the reference brane at one point (which have  $n = 0$ ). We also noticed that solutions with  $|n| > 0$  are more difficult to find and they converge slower.

The structure of branes described by the equation (7.1) is in fact the same as structure of branes in the parafermion theory. Therefore it seems that the condition  $J_0^3|\Psi\rangle = 0$  and the fact that these solutions do not excite the marginal field pretty much turn off the free boson degrees of freedom and reduce the  $SU(2)_k$  WZW model OSFT to parafermion OSFT. We have seen that  $k = 2, 3$  solutions have duals in minimal models (which are isomorphic to parafermion theories) and we expect that similar dualities hold even for higher  $k$ .

It would be to interesting to see whether whether the selection rule (7.1) is specific to OSFT

or whether it also applies to boundary states that can be obtained by other RG flow methods. One possibility would be to use boundary conformal field theory perturbation techniques (see for example [26], chapter 5). This method requires a boundary field with conformal dimension close to 1, so it would work only on backgrounds which include such boundary field, but even such limited results would be useful. Another method which could be used for investigating RG flow in this model is the truncated conformal space approach (TCSA) [48][49][50][51].

The second group of solutions does not describe Cardy boundary states in the  $SU(2)$  WZW model, but in the  $SL(2, \mathbb{C})$  WZW model. The  $SL(2, \mathbb{C})$  group is a complexification of the  $SU(2)$  group, so it is not surprising that these solutions are complex (their invariants do not satisfy the  $SU(2)$  reality condition (3.16)), although they have some reality properties, like real action. They generally do not have any special symmetries and they often suffer from numerical instabilities, so their properties are generally worse than properties of  $SU(2)$  Cardy solutions.

As before, we find mainly solutions with low values of the parameter  $J$ , mostly 0-branes. They are characterized by a complex angle  $\theta - i \log \rho$ . Its real part follows the equation (7.1) with  $n = 0$ , while the other parameter  $\rho$  seems to be quite generic. For a given value of  $\theta$ , there are always two solutions with  $\rho$  and  $1/\rho$ . In case of solutions that describe two 0-branes, which is the most common type  $SL(2, \mathbb{C})$  solutions, we find  $\theta_1 = -\theta_2$  and their  $\rho$  parameters follow one of three options:  $\rho_1 = \rho_2$ ,  $\rho_1 = 1/\rho_2$  or one of the two parameters is close to one. The third option means that such solutions describe combinations of  $SU(2)$  and  $SL(2, \mathbb{C})$  boundary states.

Finally, there is a third group of exotic solutions, which do not fit the previous two groups. These solutions are potentially the most interesting, because they most likely describe symmetry-breaking boundary states either in the  $SU(2)$  or the  $SL(2, \mathbb{C})$  WZW model (depending on whether they are real or not). We have found quite a large number of exotic solutions, but, unfortunately, only few of them are real. The rest are pseudo-real and they often suffer from various numerical problems, so we are not able to say much about their physical properties. When it comes to real exotic solutions, we identified most of them as the B-brane boundary states from [24]. Their invariants match the expected values quite well, so we are quite sure about the identification. We have also found some pseudo-real B-branes in the  $SL(2, \mathbb{C})$  model, which are probably related to real B-branes by complex marginal deformations. Apart from B-branes, we have found only three nice real solutions. One of them possibly describes a member of the first group of symmetry-breaking states from [38]. The other two real solutions that we were not able identify are presented in appendix E.2 and they probably describe yet unknown boundary states in the  $k = 8$  model with  $g$ -functions approximately 1.1580 and 1.239. From OSFT point of view, behavior of real exotic solutions is analogous to solutions describing  $SU(2)$  Cardy boundary states, they have the same symmetries and similar precisions. It is quite likely that real exotic solutions also have duals in parafermion theories, although we are not able to verify this directly with the exception of the  $k = 3$  B-brane solution.

We were surprised that the number of real exotic solutions is quite low, especially when

compared with free boson theory on torus [22], which admits more exotic solutions. A possible cause is the condition (3.2), which we used to fix the SU(2) symmetry. It imposes the condition (3.4) on boundary states that correspond to our solutions, which seems to be a big restriction for new symmetry-breaking boundary states.

In a future work, it would be interesting to try to relax the condition  $J_0^3|\Psi\rangle = 0$ , which may help us find more exotic solutions. However, doing so would require significant modifications of the numerical approach because we need to fix the SU(2) symmetry in some alternative way. The simplest option seems to be to take inspiration from the free boson theory and to remove states that are odd with respect to some  $\mathbb{Z}_2$  symmetry. Such symmetries are generated by rotations of the SU(2) sphere by 180 degrees. If we consider rotations along the three canonical axes, these transformations flip signs of two of the three currents, for example  $J^{1,2} \rightarrow -J^{1,2}$ . In our basis, the three transformations act as

$$J^3 \rightarrow J^3, \quad J^\pm \rightarrow -J^\pm, \quad (7.2)$$

$$J^3 \rightarrow -J^3, \quad J^\pm \rightarrow J^\mp, \quad (7.3)$$

$$J^3 \rightarrow -J^3, \quad J^\pm \rightarrow -J^\mp. \quad (7.4)$$

However, imposing even parity with respect to one of these symmetries does not fully fix the SU(2) symmetry, so we have to impose two of them, which automatically implies the third one. Unfortunately, these symmetries are not compatible with our basis and it would be necessary to abandon splitting of the Hilbert space according to  $J_0^3$  eigenvalue and use the basis generated by  $J^{1,2,3}$  instead.

This setting would lead both to some simplifications and complications in the numerical approach. Algorithms to compute the action and Ellwood invariants would be simpler because we would not need to worry about  $J_0^3$  eigenvalues, but there would be an overall increase in the number of states at given level, which would increase time and memory requirements of the calculations, and more Ellwood invariants would be nonzero. A Cardy brane in this setting would be characterized by all three angles instead of just one like now, so identification of solutions would be much more complicated, especially for solutions describing more than one D-brane.

Another topic that should be explored in the future is how to restore the D-brane modulus. The approach used in this paper leads only to discrete number of solutions, whose parameters follow (7.1). In order to find a continuum of solutions, we propose an approach inspired by marginal deformations [45][46][47][22]. We can fix the value of the marginal field, remove the equation corresponding to the marginal field and solve this reduced system of equations. However, unlike in the traditional marginal approach, we do not suggest to look for solutions that preserve the energy, but for solutions that describe lower energy D-branes. In general, we expect that these solutions will cover the moduli space as depicted in figure 7.1. Solutions found in this paper will work as seeds and there will be an area covered by marginal deformations around

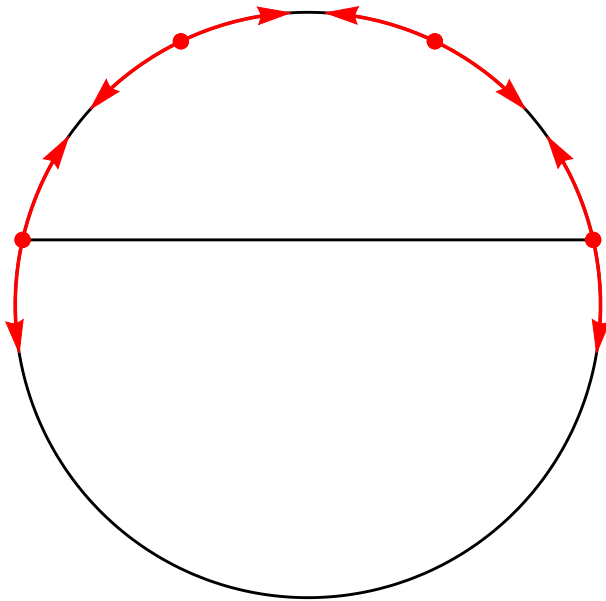


Figure 7.1: Schematic depiction of the expected mechanism of covering the moduli space of 0-branes in the  $k = 7$  model. The dots represent the solutions found in this paper using the traditional approach, while the red arrows show how the solutions can be moved by marginal deformations. The actual length of the arrows is unknown and they may or may not overlap.

each of them. We tried a quick low level test of this approach for  $k = 2$  and it seems to work at least for small values of the marginal parameter. But the precision goes quickly down with increasing value of the marginal parameter and the branch of solutions possibly goes off-shell. Therefore it is unclear how much of the moduli space can be actually covered by this approach. It is possible that the areas around seed solutions will overlap and the entire moduli space will be covered, but it seems more likely that there will be some gaps and we will recover only part of the moduli space. This is true especially because we typically find solutions only in one section of the circle (given by the initial D-brane), so covering the remaining part without any solutions seems to be difficult. We would like to explore this approach in one of our future works.

This approach should also work for complex marginal deformations, which generate  $SL(2, \mathbb{C})$  boundary states. Specifically, if we consider purely imaginary marginal field, we should be able to take  $SU(2)$  solutions from section 4 and continuously deform them until we get  $SL(2, \mathbb{C})$  solutions from section 5 with the same values of  $J$  and  $\theta$ .

## Acknowledgements

We would like to thanks Carlo Maccaferri, Martin Schnabl and Jakub Vošmera for valuable comments and useful discussions.

This research has been supported by the GACR grant 20-25775X.

Computational resources were supplied by the project "e-Infrastruktura CZ" (e-INFRA CZ LM2018140 ) supported by the Ministry of Education, Youth and Sports of the Czech Republic.

## A Complex conjugation

In this appendix, we will discuss complex conjugation of SU(2) primary states.

Complex conjugation in string field theory is defined as a combination of BPZ and Hermitian conjugation. Modes of the SU(2) currents satisfy

$$\text{bpz}(J_n^a) = (-1)^{n+1} J_{-n}^a \quad (\text{A.1})$$

and

$$(J_n^3)^\dagger = J_{-n}^3, \quad (\text{A.2})$$

$$(J_n^\pm)^\dagger = J_{-n}^\mp. \quad (\text{A.3})$$

By combining the two conjugations, we find

$$(J_n^3)^* = (-1)^{n+1} J_n^3, \quad (\text{A.4})$$

$$(J_n^\pm)^* = (-1)^{n+1} J_n^\mp. \quad (\text{A.5})$$

We also need to know how the complex conjugation acts on primary states, which is more difficult to derive. For consistency, we must have

$$(J_0^a |j, m\rangle)^* = (J_0^a)^* |j, m\rangle^*. \quad (\text{A.6})$$

By choosing  $a = 3$ , we find  $|j, m\rangle^* \sim |j, -m\rangle$  and choosing  $a = \pm$  gives us

$$|j, m\rangle^* = (-1)^m f_1(j) |j, -m\rangle, \quad (\text{A.7})$$

where  $f_1(j)$  is a function that equals  $\pm 1$  for each  $j$ . Similarly, bulk states satisfy an analogous relation

$$|j, m, n\rangle^* = (-1)^{m-n} f_2(j) |j, -m, -n\rangle. \quad (\text{A.8})$$

So far, we have determined complex conjugation of primary states up to two unknown functions  $f_1(j)$  and  $f_2(j)$ . To fix these functions, we will analyze reality of boundary states. We would like SU(2) boundary states to be real under our reality condition. Complex conjugation of the Ishibashi states (2.30) gives us

$$|j, g\rangle^* = \sum_{m,n} (-1)^{j-m} \left( D_{-m,n}^j(g) \right)^* (-1)^{m-n} f_2(j) |j, -m, -n\rangle + \dots \quad (\text{A.9})$$

Using a formula for complex conjugation of  $D_{m,n}^j$  [52]

$$\left( D_{m,n}^j(g) \right)^* = (-1)^{m-n} D_{-m,-n}^j(g), \quad (\text{A.10})$$

we get

$$|j, g\rangle^* = \sum_{m,n} (-1)^{j-m-2n} D_{m,-n}^j(g) f_2(j) |j, -m, -n\rangle + \dots \quad (\text{A.11})$$

$$= \sum_{m,n} (-1)^{j-m} D_{-m,n}^j(g) f_2(j) |j, m, n\rangle + \dots, \quad (\text{A.12})$$

where we changed the summation variables as  $m \rightarrow -m$ ,  $n \rightarrow -n$  and used that  $(-1)^{2(m+n)} = 1$  because  $m+n$  is always an integer. The condition  $|j, g\rangle^* = |j, g\rangle$  then leads to a simple result  $f_2(j) = 1$ .

Next, we consider a bulk-boundary correlation function  $\langle \phi_{j,m,n}(z) \psi_{J,-m-n}^{(aa)}(w) \rangle$ . Dressed bulk-boundary structure constants of these correlators (based on (2.45)) are

$${}^{(a)}B_{(j,m,n)(J,-m-n)} = (-1)^J {}^{(a)}B_j^J C_{JJ}^{(aaa)0} \begin{pmatrix} j & j & J \\ m & n & -m-n \end{pmatrix} \langle \mathbb{1} \rangle^{(a)} \quad (\text{A.13})$$

By complex conjugation of the r.h.s. of this equation we get

$${}^{(a)}B_{(j,m,n)(J,-m-n)}^* = (-1)^{2J} {}^{(a)}B_j^J C_{JJ}^{(aaa)0} \begin{pmatrix} j & j & J \\ m & n & -m-n \end{pmatrix} \langle \mathbb{1} \rangle^{(a)} \quad (\text{A.14})$$

because bulk-boundary structure constants (C.31) satisfy  $({}^{(a)}B_j^J)^* = (-1)^J {}^{(a)}B_j^J$  and the remaining terms are real. By complex conjugation of the fields in the correlator, we get

$$\begin{aligned} {}^{(a)}B_{(j,m,n)(J,-m-n)}^* &= (-1)^{m-n} (-1)^{-m-n} f_1(J) {}^{(a)}B_{(j,-m,-n)(J,m+n)} \\ &= (-1)^{J-2n} f_1(J) {}^{(a)}B_j^J C_{JJ}^{(aaa)0} \begin{pmatrix} j & j & J \\ -m & -n & m+n \end{pmatrix} \langle \mathbb{1} \rangle^{(a)} \\ &= (-1)^{2J} f_1(J) {}^{(a)}B_j^J C_{JJ}^{(aaa)0} \begin{pmatrix} j & j & J \\ m & n & -m-n \end{pmatrix} \langle \mathbb{1} \rangle^{(a)}, \end{aligned} \quad (\text{A.15})$$

where we used a symmetry of the 3-j symbols

$$\begin{pmatrix} j_1 & j_2 & j_3 \\ m_1 & m_2 & m_3 \end{pmatrix} = (-1)^{j_1+j_2+j_3} \begin{pmatrix} j_1 & j_2 & j_3 \\ -m_1 & -m_2 & -m_3 \end{pmatrix} \quad (\text{A.16})$$

and that  $(-1)^{2(j-n)} = 1$ . The expressions (A.14) and (A.15) are equal if we set  $f_1(j) = 1$ . The final results are therefore simply

$$|j, m\rangle^* = (-1)^m |j, -m\rangle, \quad (\text{A.17})$$

$$|j, m, n\rangle^* = (-1)^{m-n} |j, -m, -n\rangle. \quad (\text{A.18})$$

The rules for complex conjugation of boundary fields tell us that string fields describing Cardy boundary states are real, which is the expected result.

## B Ishibashi states

In this appendix, we derive an explicit form of SU(2) Ishibashi states. A more abstract discussion of this topic can be found in [53][26].

We consider a chiral basis of a spin  $j$  representation denoted as  $|n\rangle$ . These states do not have to be orthogonal or have some other special properties. Using this basis, we parameterize Ishibashi states as

$$|j, g\rangle\rangle = \sum_{n_1, n_2} M_{n_1 n_2}^j(g) |n_1\rangle \overline{|n_2\rangle}. \quad (\text{B.1})$$

Let us start with the lowest level elements and the trivial gluing condition. One-point function of a bulk primary operator (with unit normalization) equals to

$$|z - \bar{z}|^{2h_j} \langle \phi_{j, m_1, m_2} \rangle^{(a)} = {}^{(a)}B_j^0 \langle j, m_1, j, m_2 | 0, 0 \rangle N_j^{bulk} \langle \mathbb{1} \rangle^{(a)} = B_a^j (-1)^{j-m_1} \delta_{m_1, -m_2}, \quad (\text{B.2})$$

where we used (2.31), (2.51) and  ${}^{(a)}B_j^0 = \frac{S_a^j}{S_a^0}$ . Alternatively, we can express the same correlator as contraction of a bulk primary and a boundary state

$$\langle j, m_1, m_2 || a \rangle = \sum_{n_1, n_2} B_a^j \langle j, m_1, m_2 | M_{n_1 n_2}^j(\mathbb{1}) | j, n_1, n_2 \rangle = B_a^j (-1)^{2j-m_1-m_2} M_{-m_1-m_2}^j(\mathbb{1}). \quad (\text{B.3})$$

The comparison of these two equations gives us the first elements of the matrix  $M^j(\mathbb{1})$

$$M_{m_1 m_2}^j(\mathbb{1}) = (-1)^{j-m_1} \delta_{m_1, -m_2}. \quad (\text{B.4})$$

Therefore the Ishibashi states are

$$|j, \mathbb{1}\rangle\rangle = \sum_m (-1)^{j-m} |j, m, -m\rangle + \dots \quad (\text{B.5})$$

It is easy to check that this expression solves the gluing condition (2.25) for  $g = \mathbb{1}$ .

Now, let us consider the full gluing conditions. We need a solution to

$$(J_n^a + \Omega_b^a(g) \bar{J}_{-n}^b) \sum_{n_1, n_2} M_{n_1 n_2}(g) |n_1\rangle \overline{|n_2\rangle} = 0. \quad (\text{B.6})$$

We contract this condition with arbitrary states  $|m_1\rangle, \overline{|m_2\rangle}$  and we get

$$0 = \langle m_1 | \overline{|m_2\rangle} (J_n^a + \Omega_b^a(g) \bar{J}_{-n}^b) \sum_{n_1, n_2} M_{n_1 n_2}(g) |n_1\rangle \overline{|n_2\rangle} \quad (\text{B.7})$$

$$= \sum_{n_1, n_2} (G_{m_1 n_1} G_{m_2(g(J_{-n}^a) n_2)} + (-1)^{1-n} G_{(J_{-n}^a m_1) n_1} G_{m_2 n_2}) M_{n_1 n_2}(g), \quad (\text{B.8})$$

where we use Gram matrix of BPZ products  $G_{mn} = \langle m | n \rangle$ ,  $G_{m(J_{-n}^a)}$  represents  $\langle m | J_{-n}^a | n \rangle$  and  $g(J_{-n}^a)$  is an abbreviation for  $\Omega_b^a(g) \bar{J}_{-n}^b$ . Similarly, we define  $G_{mg(n)} = \langle m | g(n) \rangle = \sum_k D_{nk}(g) \langle m | k \rangle$ , where  $D(g)$  is a representation (generally reducible) of  $g$  on our basis.

The solution to (B.8) is given by

$$M_{n_1 n_2}(g) = (-1)^{2j+|n_2|} G_{n_1 g(n_2)}^{-1}, \quad (\text{B.9})$$

where  $|n_2|$  is the eigenvalue of the number operator and the inverse matrix  $G_{n_1 g(n_2)}^{-1}$  should be understood as

$$G_{n_1 g(n_2)}^{-1} = \sum_k G_{kn_2}^{-1} D_{kn_1}(g^{-1}) = \sum_k G_{n_1 k}^{-1} D_{kn_2}(g). \quad (\text{B.10})$$

To show that (B.9) is indeed the correct solution, we substitute this expression into (B.8) and we get

$$\begin{aligned} & \sum_{n_1, n_2, k} (-1)^{2j+|n_2|} G_{m_1 n_1} G_{m_2(g(J_{-n}^a) n_2)} G_{n_1 k}^{-1} D_{kn_2}(g) \\ & + \sum_{n_1, n_2, k} (-1)^{2j+1-n+|n_2|} G_{(J_{-n}^a m_1) n_1} G_{m_2 n_2} G_{kn_2}^{-1} D_{kn_1}(g^{-1}) \\ & = \sum_{n_2, k} (-1)^{2j+|n_2|} \delta_{m_1 k} G_{m_2(g(J_{-n}^a) n_2)} D_{kn_2}(g) \\ & + \sum_{n_1, k} (-1)^{1-n+|m_2|} G_{(J_{-n}^a m_1) n_1} \delta_{m_2 k} D_{kn_1}(g^{-1}) \\ & = (-1)^{2j+|m_1|} G_{m_2(g(J_{-n}^a) g(m_1))} + (-1)^{1-n+|m_2|} G_{(J_{-n}^a m_1) g^{-1}(m_2)} \\ & = (-1)^{|m_1|} G_{g(J_{-n}^a m_1) m_2} - (-1)^{|m_1|} G_{(J_{-n}^a m_1) g^{-1}(m_2)} \\ & = 0, \end{aligned} \quad (\text{B.11})$$

where we used that  $|m_2| = |m_1| + n$  and that the Gram matrix has a symmetry  $G_{mn} = (-1)^{2j} G_{nm}$  for spin  $j$  representation. In the last step, we used  $G_{mn} = G_{g(m)g(n)}$ . This equation means

$$G_{mn} = \sum_{k, l} D_{mk}(g) D_{nl}(g) G_{kl}. \quad (\text{B.12})$$

This relation looks a bit unusual, but it is correct. We can see that by decomposing our basis into irreducible representations. Then it simplifies to

$$(-1)^{j-m} \delta_{m, -n} = \sum_{k, l} D_{mk}^j(g) D_{nl}^j(g) (-1)^{j-k} \delta_{k, -l}, \quad (\text{B.13})$$

which is satisfied thanks to the relation

$$D_{mn}^j(g^{-1}) = (-1)^{n-m} D_{-n-m}^j(g), \quad (\text{B.14})$$

which hold for  $g \in \text{SL}(2, \mathbb{C})$  [52].

For  $g = \mathbb{1}$ , we find that (B.9) matches (B.5) at the lowest level, which justifies that factor  $(-1)^{2j}$  which was added to (B.9) by hand.

For generic gluing conditions, we find that the lowest level elements of Ishibashi states are

$$|j, g\rangle\rangle = \sum_{m, n} (-1)^{j-m} D_{-mn}^j(g) |j, m, n\rangle + \dots \quad (\text{B.15})$$



## C F-matrices and sewing relations

In this appendix, we discuss properties of F-matrices and B-matrices in the  $SU(2)_k$  WZW theory, which are needed for structure constants, and we sketch how to derive structure constants using sewing relations. The derivation is analogous to Virasoro minimal models [33][54][55], but one has to make corrections because some equations include additional signs. We also provide explicit expressions for the fusion matrices.

### C.1 Fusion matrices

Let us begin with F-matrices. A formula for the F-matrix in the  $SU(2)_k$  WZW model can be found in [26], but the F-matrix in this form does not lead to the correct structure constants<sup>11</sup>. The reason is that the F-matrix admits a 'gauge' transformations [56][57] of the form

$$F_{pq} \begin{bmatrix} j & k \\ i & l \end{bmatrix} \rightarrow \frac{\Lambda(j, k, q)\Lambda(i, l, q)}{\Lambda(i, j, p)\Lambda(k, l, p)} F_{pq} \begin{bmatrix} j & k \\ i & l \end{bmatrix}. \quad (\text{C.1})$$

This transformation preserves the pentagon identity (C.16), but it changes structure constants and therefore it leads to a different theory. The 'gauge' can be fixed by requiring that the F-matrix leads to correct bulk structure constants (see (C.30)), which can be found in [58][26]. Once we include the 'gauge' correction, the final result for the F-matrix is

$$\begin{aligned} F_{pq} \begin{bmatrix} j & k \\ i & l \end{bmatrix} &= \frac{\Lambda(j, k, q)\Lambda(i, l, q)}{\Lambda(i, j, p)\Lambda(k, l, p)} \Delta(i, j, p)\Delta(k, l, p)\Delta(j, k, q)\Delta(i, l, q) \\ &\times (-1)^{i+j+k+l} \sqrt{[2p+1][2q+1]} \sum_s (-1)^s [s+1]! \\ &\times \left( [s-i-j-p]![s-k-l-p]![s-j-k-q]![s-i-l-q]! \right. \\ &\left. \times [i+j+k+l-s]![i+k+p+q-s]![j+l+p+q-s]! \right)^{-1}, \end{aligned} \quad (\text{C.2})$$

where the sum over  $s$  goes over such values that all arguments of  $[\cdot]!$  are nonnegative and where we use the following definitions:

$$\Delta(i, j, k) = \sqrt{\frac{[i+j-k]![i+k-j]![j+k-i]!}{[i+j+k+1]!}}, \quad (\text{C.3})$$

$$[n] = \frac{\sin \frac{n\pi}{k+2}}{\sin \frac{\pi}{k+2}}, \quad (\text{C.4})$$

$$[n]! = \prod_{i=1}^n [i], \quad (\text{C.5})$$

$$[0]! = 1, \quad (\text{C.6})$$

---

<sup>11</sup>We found some typos in the formula in [26], which can be fixed by requiring that the F-matrix has correct symmetries (C.10) and that it satisfies the pentagon identity (C.16).

$$\Lambda(i, j, k) = \left( \frac{a_i a_j}{a_k} \prod_{l=1}^{i+j-k} \frac{\gamma(l)\gamma(2i-l+1)}{\gamma(2k-l+1)\gamma(2j-l+1)} \right)^{\frac{1}{2}}, \quad (\text{C.7})$$

$$\gamma(n) = \frac{\Gamma\left(\frac{n}{k+2}\right)}{\Gamma\left(-\frac{n}{k+2}\right)}, \quad (\text{C.8})$$

$$a_n = \prod_{i=1}^{2n} \sqrt{\frac{\gamma(i)}{\gamma(i+1)}}. \quad (\text{C.9})$$

Next, we list several relations satisfied by the F-matrices which are useful during manipulations with sewing relations and structure constants:

$$F_{pq} \begin{bmatrix} j & k \\ i & l \end{bmatrix} = F_{pq} \begin{bmatrix} i & l \\ j & k \end{bmatrix} = F_{pq} \begin{bmatrix} l & i \\ k & j \end{bmatrix}, \quad (\text{C.10})$$

$$\sum_r F_{pr} \begin{bmatrix} j & k \\ i & l \end{bmatrix} F_{rq} \begin{bmatrix} l & k \\ i & j \end{bmatrix} = \delta_{pq}, \quad (\text{C.11})$$

$$F_{00} \begin{bmatrix} i & i \\ i & i \end{bmatrix} = (-1)^{2i} \frac{S_0^0}{S_0^i}, \quad (\text{C.12})$$

$$F_{k0} \begin{bmatrix} i & i \\ j & j \end{bmatrix} = (-1)^{2i} \frac{S_0^k}{S_0^j} F_{j0} \begin{bmatrix} k & k \\ i & i \end{bmatrix}, \quad (\text{C.13})$$

$$F_{0k} \begin{bmatrix} i & j \\ i & j \end{bmatrix} F_{k0} \begin{bmatrix} i & i \\ j & j \end{bmatrix} = \frac{S_0^0 S_0^k}{S_0^i S_0^j}, \quad (\text{C.14})$$

$$F_{pi} \begin{bmatrix} j & k \\ n & l \end{bmatrix} F_{n0} \begin{bmatrix} i & i \\ l & l \end{bmatrix} = F_{nk} \begin{bmatrix} i & j \\ l & p \end{bmatrix} F_{p0} \begin{bmatrix} k & k \\ l & l \end{bmatrix}, \quad (\text{C.15})$$

$$\sum_s F_{qs} \begin{bmatrix} j & k \\ p & b \end{bmatrix} F_{pl} \begin{bmatrix} i & s \\ a & b \end{bmatrix} F_{sr} \begin{bmatrix} i & j \\ l & k \end{bmatrix} = F_{pr} \begin{bmatrix} i & j \\ a & q \end{bmatrix} F_{ql} \begin{bmatrix} r & k \\ a & b \end{bmatrix}, \quad (\text{C.16})$$

Note that these relations are meaningful only if the labels satisfy the required  $SU(2)_k$  fusion rules and that the equations (C.12) and (C.13) differ from the minimal model case.

## C.2 Braiding matrices

The relation between F-matrices and braiding matrices in the  $SU(2)_k$  WZW model is different from Virasoro minimal models. To see why, we consider the limit  $k \rightarrow \infty$ . In this limit, F-matrices are essentially just the usual  $SU(2)$  6j-symbols

$$\lim_{k \rightarrow \infty} F_{pq} \begin{bmatrix} j & k \\ i & l \end{bmatrix} = \sqrt{(2p+1)(2q+1)} (-1)^{i+j+k+l} \left\{ \begin{matrix} i & j & p \\ k & l & q \end{matrix} \right\}. \quad (\text{C.17})$$

Furthermore, weights of primary operators become zero and conformal blocks become just products of Clebsch-Gordan coefficients. Therefore we get

$$\langle i, m_i, j, m_j | p, m_p \rangle \langle p, m_p, k, m_k | l, m_l \rangle = \sum_q F_{pq} \begin{bmatrix} j & k \\ i & l \end{bmatrix} \langle j, m_j, k, m_k | q, m_q \rangle \langle i, m_i, q, m_q | l, m_l \rangle \quad (\text{C.18})$$

and

$$\langle i, m_i, j, m_j | p, m_p \rangle \langle p, m_p, k, m_k | l, m_l \rangle = \sum_q B_{pq} \begin{bmatrix} j & k \\ i & l \end{bmatrix} \langle i, m_i, k, m_k | q, m_q \rangle \langle q, m_q, j, m_j | l, m_l \rangle. \quad (\text{C.19})$$

Thanks to properties of Clebsch-Gordan coefficients, we find the F-matrix and the B-matrix in this limit differ by a sign

$$B_{pq} \begin{bmatrix} j & k \\ i & l \end{bmatrix} = (-1)^{i+l-p-q} F_{pq} \begin{bmatrix} j & l \\ i & k \end{bmatrix}. \quad (\text{C.20})$$

Going back to finite  $k$ , the relation between the F-matrix and the B-matrix changes to [53]

$$B_{pq} \begin{bmatrix} j & k \\ i & l \end{bmatrix} = e^{i\pi(\Delta_i + \Delta_l - \Delta_p - \Delta_q)} F_{pq} \begin{bmatrix} j & l \\ i & k \end{bmatrix}, \quad (\text{C.21})$$

where  $\Delta_i \equiv h_i - i$ .

### C.3 Sewing relations and structure constants

Structure constants in Virasoro minimal models can be derived using sewing relations [33]. We would like to derive structure constants in the  $SU(2)_k$  WZW model in the same way. However, some sewing relation in the  $SU(2)_k$  WZW model are slightly different because there are some additional signs. The reason is the formula for B-matrix (C.21), which appears at intermediate steps of derivation of sewing relations. Unfortunately, we cannot take the relations from [59][33] and simply replace  $h_i$  by  $\Delta_i$ . Therefore, we decided to rederive the sewing relations using the new expression for the B-matrix. Our results seem to be equivalent to [53], this reference however uses different conventions and therefore there are some differences in complex phases.

Sewing relations for just bulk or boundary fields obviously remain the same because the do not involve the B-matrix:

$$C_{jk}{}^q C_{iq}{}^l F_{qp} \begin{bmatrix} l & k \\ i & j \end{bmatrix} = C_{ij}{}^p C_{pk}{}^l F_{pq} \begin{bmatrix} j & k \\ i & l \end{bmatrix}, \quad (\text{C.22})$$

$$C_{jk}^{(bcd)q} C_{iq}^{(abd)l} = \sum_p C_{ij}^{(abc)p} C_{pk}^{(acd)l} F_{pq} \begin{bmatrix} j & k \\ i & l \end{bmatrix}. \quad (\text{C.23})$$

Differences appear in sewing relations that involve both bulk and boundary fields. By considering a correlator of one bulk field and two boundary fields  $\langle \phi_i(z) \psi_p^{(ab)}(x_1) \psi_q^{(ba)}(x_2) \rangle$ , we get a sewing relation

$$\begin{aligned} {}^{(b)}B_i^l C_{pl}^{(abb)q} C_{qq}^{(aba)0} &= \sum_{k,m} {}^{(a)}B_i^k C_{pq}^{(aba)k} C_{kk}^{(aaa)0} F_{km} \begin{bmatrix} q & i \\ p & i \end{bmatrix} F_{ml} \begin{bmatrix} i & i \\ p & q \end{bmatrix} \\ &\times e^{i\pi(2\Delta_m - 2\Delta_i - \Delta_p - \Delta_q + \Delta_k - h_k/2 + h_l/2)} \end{aligned} \quad (\text{C.24})$$

Another sewing relation follows from a correlator of two bulk fields and one boundary field  $\langle \phi_k(z_1) \phi_l(z_1) \psi_i^{(aa)}(x) \rangle$ :

$$\begin{aligned} {}^{(a)}B_k^q {}^{(a)}B_l^t C_{qt}^{(aaa)i} &= \sum_{p,r} C_{kl}^p {}^{(a)}B_p^i F_{pr} \begin{bmatrix} i & l \\ p & k \end{bmatrix} F_{pq} \begin{bmatrix} l & r \\ k & k \end{bmatrix} F_{rt} \begin{bmatrix} l & l \\ q & i \end{bmatrix} \\ &\times e^{i\pi(\Delta_k + \Delta_r - \Delta_p - \Delta_q - h_i/2 + h_p + h_q/2 - h_k + h_t/2 - h_l)} \end{aligned} \quad (\text{C.25})$$

After substituting the expression for  $\Delta$ , the two equations above change to

$$\begin{aligned} {}^{(b)}B_i^l C_{pl}^{(abb)q} C_{qq}^{(aba)0} &= \sum_{k,m} {}^{(a)}B_i^k C_{pq}^{(aba)k} C_{kk}^{(aaa)0} F_{km} \begin{bmatrix} q & i \\ p & i \end{bmatrix} F_{ml} \begin{bmatrix} i & i \\ p & q \end{bmatrix} \\ &\times e^{i\pi(2h_m - 2h_i - h_p - h_q + h_k/2 + h_l/2)} (-1)^{p-q+k} \end{aligned} \quad (\text{C.26})$$

and

$$\begin{aligned} {}^{(a)}B_k^q {}^{(a)}B_l^t C_{qt}^{(aaa)i} &= \sum_{p,r} C_{kl}^p {}^{(a)}B_p^i F_{pr} \begin{bmatrix} i & l \\ p & k \end{bmatrix} F_{pq} \begin{bmatrix} l & r \\ k & k \end{bmatrix} F_{rt} \begin{bmatrix} l & l \\ q & i \end{bmatrix} \\ &\times e^{i\pi(h_r - h_q/2 - h_i/2 + h_t/2 - h_l)} (-1)^{k+r-p-q} \end{aligned} \quad (\text{C.27})$$

By setting  $i = 0$  in the second equation, we get also get a simpler sewing relation for just two bulk fields

$${}^{(a)}B_k^q {}^{(a)}B_l^q C_{qq}^{(aaa)0} = \sum_p C_{kl}^p {}^{(a)}B_p^0 F_{pq} \begin{bmatrix} l & l \\ k & k \end{bmatrix} (-1)^{k+l-p-q} \quad (\text{C.28})$$

Now we can find a solution for structure constants following [33]. Boundary structure constants remain the same:

$$C_{ij}^{(abc)k} = F_{bk} \begin{bmatrix} a & c \\ i & j \end{bmatrix}. \quad (\text{C.29})$$

Bulk structure constants can be obtained by setting  $a = 0$  in (C.28):

$$C_{ij}^k = (-1)^{i+j-k} \left( F_{k0} \begin{bmatrix} i & i \\ j & j \end{bmatrix} \right)^{-1}. \quad (\text{C.30})$$

This equation includes an additional sign compared to the minimal model solution. Finally, bulk-boundary structure constants follow from (C.26), where we set  $a = 1$ ,  $p = q = b$ . Although

the sewing relation is different, the solution is surprisingly the same as in Virasoro minimal models:

$${}^{(b)}B_i^l = \frac{S_i^0}{S_0^0} \sum_m e^{i\pi(2h_m - 2h_b - 2h_i + h_l/2)} F_{0m} \begin{bmatrix} b & i \\ b & i \end{bmatrix} F_{ml} \begin{bmatrix} i & i \\ b & b \end{bmatrix} \quad (\text{C.31})$$

However, unlike in the minimal model case, some of these structure constants are purely imaginary.

## D Numerical methods

In this appendix, we would like to describe several numerical algorithms which we use to compute the OSFT action and Ellwood invariants. We will focus on the  $SU(2)_k$  WZW model sector, because most calculations can be factorized and algorithms in the ghost sector and the universal part of the matter sector are the same as in [22].

The general framework of our algorithms (representation of the string field, matrix representations of various objects, conservation laws, etc.) is described in [22], but we have to adapt the algorithms because the  $SU(2)_k$  state space is generated by three non-commuting currents. The situation is further complicated by the fact that we divide the state space according to  $J_0^3$  eigenvalues and we make restriction to states that belong to  $\mathcal{H}^{(0)}$  and  $\mathcal{H}^{(\pm 1)}$ . This leads to algorithms which have somewhat similar structure as algorithms for ghost theory in the  $bc$  basis, where  $J_0^3$  eigenvalue plays a role analogous to the ghost number.

Our calculations are executed in Mathematica (symbolic manipulations) and C++ (time-consuming numerical algorithms).

### D.1 Gram matrix

First, we will focus on the Gram matrix, which is the key ingredient of the quadratic term in the OSFT action. In the  $SU(2)$  sector, we need to compute matrix of BPZ products  $G_{ij} = \langle i^{(0)} | j^{(0)} \rangle$ , where states  $|i^{(0)}\rangle$  form a basis of the space  $\mathcal{H}^{(0)}$ . As described in [22], we compute Gram matrix using a recursive algorithm which expresses a given element as a sum of elements at lower levels. In this way, we reduce level of elements until we get to BPZ product of two primary operators, which we know explicitly.

In order to compute an element  $G_{ij}$ , we first separate the first current operator from the state  $|i\rangle$  as  $|i\rangle = J_{-n}^a |\hat{i}\rangle$  and move this operator to the other side of the BPZ product:

$$G_{ij} = \langle J_{-n}^a \hat{i} | j \rangle = (-1)^{n+1} \langle \hat{i} | J_n^a j \rangle. \quad (\text{D.1})$$

The next steps depends on the value of  $a$ . If  $a = 3$ , there are no problems and we can compute  $G_{ij}$  as

$$G_{ij} = (-1)^{n+1} \sum_k \mathcal{M}(J_n^3)_{jk}^0 G_{ik}. \quad (\text{D.2})$$

The object  $\mathcal{M}(J_n^3)_{jk}^0$  is a matrix representation of the current operator  $J_n^3$  acting on the state space, see [22] for more details. The upper index 0 denotes that the operator  $J_n^3$  acts on states from  $\mathcal{H}^{(0)}$ . If  $a = \pm$ , the algorithm becomes more complicated because the states  $|\hat{i}\rangle$  and  $J_n^a|j\rangle$  belong to  $\mathcal{H}^{(\pm 1)}$ . Therefore we have to define an auxiliary Gram matrix  $G_{ij}^{aux} = \langle i^{(-1)} | j^{(+1)} \rangle$ . Then we get either

$$G_{ij} = (-1)^{n+1} \sum_k \mathcal{M}(J_n^+)_{jk}^0 G_{ik}^{aux} \quad (\text{D.3})$$

or

$$G_{ij} = (-1)^{n+1} \sum_k \mathcal{M}(J_n^-)_{jk}^0 G_{ki}^{aux} \quad (\text{D.4})$$

depending on whether the first operator in  $|i\rangle$  is  $J_{-n}^+$  or  $J_{-n}^-$ .

The auxiliary matrix  $G^{aux}$  can be computed analogously, but there are few complications. Once again, we would like to separate one operator from the state  $\langle i |$  and act with it on  $|j\rangle$ . The case  $a = 3$  is simple and the recursive step is very similar to (D.2):

$$G_{ij}^{aux} = (-1)^{n+1} \sum_k \mathcal{M}(J_n^3)_{jk}^1 G_{ik}^{aux}. \quad (\text{D.5})$$

The case  $a = -1$  also proceeds without any issues, but there is a problem if  $a = +1$ . We cannot remove a  $J^+$  operator because that would lead to a state from  $\mathcal{H}^{(-2)}$ , which we want to avoid. States with  $J^+$  at the first position typically have  $J^-$  at some later position<sup>12</sup>, that is  $|i\rangle = J_{-n_1}^+ \dots J_{-n_2}^- \dots |j, m\rangle$ . In such cases, we can commute the first  $J_{-n}^-$  operator to the first position through operators in front of it, but we have to take into account that the commutators produce new states. It can also happen that there are no explicit  $J^-$  operators present, for example in states of the form  $J_{-n}^+ |j, -2\rangle$ . In such cases, we have to remove one  $J_0^-$  from the primary state and commute it forward. Therefore we can write in general (including the trivial case when  $J_{-n}^-$  is at the first position)

$$|i^{(-1)}\rangle = C_i J_{-n}^- |\hat{i}^{(0)}\rangle + \sum_k C_{i,k} |\hat{i}_k^{(-1)}\rangle, \quad (\text{D.6})$$

where  $C_i$  equals 1 if  $n > 0$  and  $1/\alpha_{j,m+1}$  if  $n = 0$ . The second part includes constants  $C_{i,k}$  and states  $|\hat{i}_k^{(-1)}\rangle$  which come from commuting  $J_{-n}^-$  through the operators in front of it. Overall, the general formula for the recursive step for  $J_{-n}^-$  reads

$$G_{ij}^{aux} = (-1)^{n+1} C_i \sum_k \mathcal{M}(J_n^-)_{jk}^1 G_{ik} + \sum_k C_{i,k} G_{ikj}^{aux}. \quad (\text{D.7})$$

There is no risk of infinite loops (which we will have to deal with later) because commutators with  $J_{-n}^-$  tend to reduce the number of operators and change  $J^+$  to  $J^3$ , so we eventually always get to states which have  $J_{-n}^3$  or  $J_{-n}^-$  with  $n > 0$  at the first position.

---

<sup>12</sup>We canonically order the current operators in states so that  $J^+$  are first,  $J^-$  are second and finally  $J^3$  are at last positions. For this particular step, it would be more convenient to change the order, but similar problems would appear elsewhere.

Another issue that plays a role in this theory is the existence of null states. Especially for low levels  $k$ , there is a large number of null states, so removing them is essential. To do so, we use the approach described in [22]. We find null states by analyzing the Gram matrix, then we choose a basis that represents the irreducible part of the Hilbert space and remove representatives of null states from the string field. This must be accompanied by modification of matrix representations. Null states from Hilbert space  $\mathcal{H}^{(0)}$  are encoded in the basic Gram matrix  $G$  and null states from the auxiliary spaces  $\mathcal{H}^{(\pm 1)}$  in the matrix  $G^{aux}$ . We first compute the Gram matrices in Mathematica to get exact expressions for null states and later in C++ we compute Gram matrix only for the irreducible part of the state space.

## D.2 Cubic vertex

When it comes to the cubic vertex, the situation gets even more complicated because there are three states involved. Therefore we will describe our recursive algorithm only schematically, precise formulas involving matrix representations can be obtained by making similar modifications as in the previous subsection to the formulas from [22]. The main problem we face during these calculations is a risk of the recursive algorithm going into infinite loops when using certain conservation laws.

For reference, let us define a matrix of 'physical' vertices  $V_{ijk} = \langle V_3 | i^{(0)} \rangle | j^{(0)} \rangle | k^{(0)} \rangle$  and a matrix of auxiliary vertices  $V_{ijk}^{aux} = \langle V_3 | i^{(-1)} \rangle | j^{(0)} \rangle | k^{(1)} \rangle$ . The general idea of computing the cubic vertex is the same as for the Gram matrix, we construct a recursive algorithm that expresses a given element as a sum of elements at lower levels. In this way, we eventually get to the basic vertex for three primary operators. There are no issues when computing elements of the physical part of the vertex. We can choose an arbitrary operator from any of the three entries and use the corresponding conservation law. If we pick  $J^3$ , we stay within the physical part of the vertex, but if we pick  $J^\pm$ , the recursive formula also involves the auxiliary part of the vertex.

The real problem lies in the auxiliary vertex. We want to avoid states from  $\mathcal{H}^{(\pm 2)}$ , so we have to select such conservation laws that we stay in the desired part of the Hilbert space. Therefore the only options are to pick either  $J_{-n}^3$  operator from an arbitrary entry of the vertex,  $J_{-n}^-$  from the first entry or  $J_{-n}^+$  from the third entry. If  $n > 0$ , we are always safe because the corresponding conservation law reduces level of the elements. However, we are sometimes forced to use  $J_0$  conservation laws which do not decrease level, so if done incorrectly, their application can lead to infinite loops.

As a simple example, consider the element  $\langle V_3 | 2, -1 \rangle | 2, 0 \rangle | k^{(1)} \rangle$ , where  $| k^{(1)} \rangle$  is an arbitrary state. If we use  $J_0^-$  conservation law on the first entry, the first state changes to  $| 2, 0 \rangle$  and the second state to  $| 2, -1 \rangle$  (plus there are other terms that come from  $J_0^-$  acting on the last state, but these are not important now). Once we exchange the order of the two states to match the definition of  $V^{aux}$ , we notice that the recursive algorithm points to the same element again and

therefore it enters an infinite loop. There are also two-step infinite loops. Consider for example the element  $\langle V_3 | J_{-m}^+ | 2, -2 \rangle J_{-n}^+ | 2, -1 \rangle | k^{(1)} \rangle$ . In the first step, we apply the  $J_0^-$  conservation law on the first state and the result includes  $\langle V_3 | J_{-n}^+ | 2, -2 \rangle J_{-m}^+ | 2, -1 \rangle | k^{(1)} \rangle$ , in the second step, we use  $J_0^-$  conservation law again we get back to  $\langle V_3 | J_{-m}^+ | 2, -2 \rangle J_{-n}^+ | 2, -1 \rangle | k^{(1)} \rangle$ .

Such infinite loops can be avoided by choosing which conservation laws we use following the steps below. There,  $m_j$  denotes spin projection of the primary in the state  $|j^{(0)}\rangle$  and  $N_i$  and  $N_k$  are number operator eigenvalues of the states  $|i^{(-1)}\rangle$  and  $|k^{(1)}\rangle$  respectively.

1. If there are any operators  $J_{-n}^3$  or  $J_{-n}^-$  with  $n > 0$  in the state  $|i^{(-1)}\rangle$ , we remove them using the corresponding conservation laws.
2. Similarly, if there are any operators  $J_{-n}^3$  or  $J_{-n}^+$  with  $n > 0$  in the state  $|k^{(1)}\rangle$ , we remove them.
3. Next, we check  $m_j$ . If  $m_j > 0$ , we use  $J_0^-$  conservation law on  $|i^{(-1)}\rangle$ .
4. If  $m_j < 0$ , we use  $J_0^+$  conservation law on  $|k^{(1)}\rangle$ .
5. Finally, if  $m_j = 0$ , we check  $N_i$  and  $N_k$ . If  $N_i > 0$  and  $N_k = 0$ , we use  $J_0^+$  conservation law on the state  $|k^{(1)}\rangle$ .
6. If  $N_k > 0$  and  $N_i = 0$ , we use  $J_0^-$  conservation law on the state  $|i^{(-1)}\rangle$ .
7. In other cases, it is save to use both of these options.

We have explicitly checked for all types of problematic vertices that an algorithm following these rules does not lead to infinite loops.

Next, let us make few comments regarding time requirements of this algorithm. In [22], we stated that computing solutions using Newton's method takes more time than evaluation of the cubic vertex. However, that is not true in this model and computing the cubic vertex is typically the most time consuming task. The asymptotic estimates from [22] are no longer valid for two reasons.

The first reason is that evaluation of one element of the cubic vertex requires a lot of operations. Matrix representation of operators like  $L_n$  or  $\alpha_n$  are typically sparse, so their application requires only few operations. In our model, there are however many nontrivial elements because most commutators of current modes are nonzero and because we have to make replacements for null states. Therefore the scaling of time needed for the cubic vertex is no longer  $O(N^3)$ , but somewhere between  $O(N^3)$  and  $O(N^4)$ .

Second, there is a huge asymmetry between the constituent models. In other OSFT setting, constituent models typically have more or less the same number of states in the truncated Hilbert space. In  $SU(2)_k$  WZW model, the Hilbert space is generated by three currents, which means



that it is much larger than state spaces of the universal matter and ghost sectors. If we denote number of states in a Virasoro Verma module up a given level as  $N_L$ , than we can roughly estimate the number of states in the  $SU(2)$  Hilbert space (including null states) as  $N_L^{\sqrt{3}}$  and number of states in the full state space as  $N_L^{\sqrt{5}}$ . So the number of states in the  $SU(2)$  space is much closer to number of states in the full state space than in other models.

When combined, these two reasons mean that evaluation of the cubic vertex typically takes much more time than computing one solution using Newton's method. So, unless one wants to compute a large number of solutions, the cubic vertex is the main restriction that decides the available level and the results are worth saving for possible future calculations.

### D.3 Ellwood invariants

Our strategy to compute Ellwood invariants again follows the approach described in [22], which involves a recursive algorithm based on conservation laws.

First, let us have a look at structure of Ellwood invariant conservation laws for  $SU(2)$  currents, which take schematic form:

$$\langle E[\mathcal{V}]|(J_n^a + (-1)^n J_{-n}^a)|\Psi\rangle = \langle E[J^a(\mathcal{V})]|\Psi\rangle. \quad (\text{D.8})$$

The left hand side includes the usual combination of modes, which allows us to trade a creation operator for an annihilation operator. Furthermore, this part does not lead to change of  $J_0^3$  eigenvalue of the string field. The right hand side, which we will describe in more detail later, is determined by the OPE between the current  $J^a$  and the vertex operator  $\mathcal{V}$ . If we choose  $a = \pm$ , this part changes  $J_0^3$  eigenvalues and it leads to states from the auxiliary spaces  $\mathcal{H}^{(\pm 1)}$ . Therefore we have to apply conservation laws also on the these auxiliary states, which involves the same complications as in section D.1 (restricted choice of conservation laws to avoid states from  $\mathcal{H}^{(\pm 2)}$ , commutation of  $J_{-n}^-$  through operators in front of it). We deal with these problems similarly as before.

When it comes to action of conservation laws on the Ellwood state, we decided to implement the approach described towards the end of section 2.5.1 in [22]. The reason is that bulk vertex operators that define Ellwood invariants can include both  $SU(2)$  primaries and current descendants. The invariants considered in this paper are quite simple, so we could deal with them using other methods, but we would like have the option of adding more complicated invariants in future works, so we decided for this approach. The full expression for conservation laws in this approach takes form

$$\langle E[\mathcal{V}]|(J_n^a + (-1)^n J_{-n}^a)|\Psi\rangle = \sum_m \mathcal{E}_m^+(J_{-n}^a) \langle E[J_m^a \mathcal{V}]|\Psi\rangle + \sum_m \mathcal{E}_m^-(J_{-n}^a) \langle E[\bar{J}_m^a \mathcal{V}]|\Psi\rangle, \quad (\text{D.9})$$

where  $\mathcal{E}_m^\pm(J_{-n}^a)$  are constants that follow from expansion of functions  $v_n(z)$  (which generate conservation laws) around the points  $\pm i$ , see equations (2.5.237) and (2.5.244) in [22]. We

represent bulk vertex operators as products of two chiral Hilbert spaces (with unrestricted  $J_0^3$  eigenvalue), so the expressions  $J_m^a \mathcal{V}$  and  $\bar{J}_m^a \mathcal{V}$  represent action of current modes on the left and right part of the bulk state, which can be written in terms of matrix representation.

To write an explicit recursive algorithm, we choose a basis  $\mathcal{V}_{ij}$  of bulk vertex operators and we define  $E_{ijk} = \langle E[\mathcal{V}_{ij}] | k^{(0)} \rangle$  (we need also auxiliary objects  $E_{ijk}^\pm = \langle E[\mathcal{V}_{ij}] | k^{(\pm 1)} \rangle$ ). The recursive algorithm then takes schematic form

$$E_{ijk} = (-1)^n \left( - \sum_l \mathcal{M}(J_n^a)_{\hat{k}l} E_{ijl} + \sum_{m,l} \mathcal{E}_m^+(J_{-n}^a) \mathcal{M}(J_m^a)_{il} E_{ljk} + \sum_{m,l} \mathcal{E}_m^-(J_{-n}^a) \mathcal{M}(J_m^a)_{jl} E_{ilk} \right). \quad (\text{D.10})$$

To complete it, we need to make modifications for the individual currents so that it correctly switches between  $E_{ijk}$  and  $E_{ijk}^\pm$  and sometimes for commuting a required operator  $J_{-n}^a$  to the first position. These modifications once again follow section D.1, so we will not go into details.

Conservation laws allow us to remove all currents from the string field. Then we are left with expressions of the form

$$\langle E[\mathcal{V}] | j, m \rangle = 2^{h_j} \langle \mathcal{V}(i, -i) \phi_{j,m}(0) \rangle. \quad (\text{D.11})$$

These are ordinary bulk-boundary correlators, which can be computed using standard CFT methods.

## E More numerical data

### E.1 $k = 5$ solutions

In this appendix, we provide several examples of solutions describing two 0-branes. We choose  $k = 5$  and  $J = 1$  as the background. The first solution represents an  $SU(2)$  Cardy boundary state, the other three describe  $SL(2, \mathbb{C})$  boundary states, which illustrate the three types of two 0-brane solutions mentioned in section 5.2. Since this background includes large number of Ellwood invariants, we provide only their infinite level extrapolations to keep the amount of data reasonable. All extrapolations are based on level 10 results.

The data given in table E.1 describe a real solution corresponding to an  $SU(2)$  boundary state. We can easily identify it as two 0-branes with  $\theta_1 = -\theta_2 = \frac{2\pi}{k}$ . Apart from the fact that it describes two branes, it has very similar properties to the examples of solutions in section 4. In particular, we observe that it has the same symmetries and the extrapolations have similar precision.

The next solution given in table E.2 describes an  $SL(2, \mathbb{C})$  boundary state. We notice that all of its invariants are real numbers, although the solution itself is not because it violates the condition (3.16). This property of invariants suggests a special relation between parameters of the two branes. By the  $R^2$  minimization procedure, we found that  $\theta_1 = -\theta_2 = \frac{2\pi}{k}$ , which is

	Energy	$E_{0,0}$	$\Delta_S$			
$\infty$	0.9646	0.951	-0.0013			
$\sigma$	0.0004	0.003	0.0003			
Exp.	0.963163	0.963163	0			
	$J_{+-}$	$J_{-+}$	$J_{33}$			
$\infty$	-0.84	-0.84	0.951			
$\sigma$	0.05	0.05	0.003			
Exp.	-0.779215	-0.779215	0.963163			
	$E_{1/2,1/2}$	$E_{1/2,-1/2}$				
$\infty$	0.397	-0.397				
$\sigma$	0.001	0.001				
Exp.	0.399532	-0.399532				
	$E_{1,1}$	$E_{1,0}$	$E_{1,-1}$			
$\infty$	-1.162	-1.46	-1.162			
$\sigma$	0.004	0.02	0.004			
Exp.	-1.16804	-1.44377	-1.16804			
	$E_{3/2,3/2}$	$E_{3/2,1/2}$	$E_{3/2,-1/2}$	$E_{3/2,-3/2}$		
$\infty$	-1.161	-0.47	0.47	1.161		
$\sigma$	0.004	0.03	0.03	0.004		
Exp.	-1.16804	-0.446151	0.446151	1.16804		
	$E_{2,2}$	$E_{2,1}$	$E_{2,0}$	$E_{2,-1}$	$E_{2,-2}$	
$\infty$	0.397	1.07	1.22	1.07	0.397	
$\sigma$	0.001	0.03	0.28	0.03	0.001	
Exp.	0.399532	1.04599	1.29291	1.04599	0.399532	
	$E_{5/2,5/2}$	$E_{5/2,3/2}$	$E_{5/2,1/2}$	$E_{5/2,-1/2}$	$E_{5/2,-3/2}$	$E_{5/2,-5/2}$
$\infty$	0.951	0.84	0.1	-0.1	-0.84	-0.951
$\sigma$	0.003	0.05	0.8	0.8	0.05	0.003
Exp.	0.963163	0.779215	0.297634	-0.297634	-0.779215	-0.963163

Table E.1: Extrapolations of observables of a solution describing two Cardy SU(2) 0-branes with  $\theta_1 = -\theta_2 = \frac{2\pi}{k}$  on  $k = 5$  background with  $J = 1$ .

typical for two 0-brane solutions, and that the two  $\rho$  parameters are equal,  $\rho_1 = \rho_2 \approx 0.50$ . This value is quite close to  $\frac{1}{2}$ , but that seems to be just a coincidence. The parameters  $\rho$  are determined mainly from  $E_{j,m}$  invariants with negative  $m$ . Invariants with positive  $m$  have very small expected values and most of them have relative errors over 100%, which means that these invariants do not give us any meaningful information. If we make a comparison of invariants which do not depend on  $\rho$  with the SU(2) solution above, we find that the SL(2,  $\mathbb{C}$ ) solution is surprisingly more precise, although it has larger error estimates.

The solution in table E.3 has somewhat different properties. Invariants of this solution are generic complex numbers, but we notice that they have a symmetry given by:

$$E_{j,m} = (-1)^{2j} E_{j,-m}. \quad (\text{E.1})$$

	Energy	$E_{0,0}$	$\Delta_S$			
$\infty$	0.9636	0.963	-0.0003			
$\sigma$	0.0005	0.003	0.0009			
Exp.	0.963163	0.963163	0			
	$J_{+-}$	$J_{-+}$	$J_{33}$			
$\infty$	-0.21	-3.11	0.96			
$\sigma$	0.65	1.15	1.25			
Exp.	-0.19	-3.12	0.963163			
	$E_{1/2,1/2}$	$E_{1/2,-1/2}$				
$\infty$	0.204	-0.800				
$\sigma$	0.010	0.016				
Exp.	0.200	-0.799				
	$E_{1,1}$	$E_{1,0}$	$E_{1,-1}$			
$\infty$	-0.23	-1.444	-4.67			
$\sigma$	0.11	0.060	0.26			
Exp.	-0.29	-1.44377	-4.67			
	$E_{3/2,3/2}$	$E_{3/2,1/2}$	$E_{3/2,-1/2}$	$E_{3/2,-3/2}$		
$\infty$	0.04	-0.28	0.90	9.42		
$\sigma$	0.39	0.17	0.16	0.40		
Exp.	-0.15	-0.22	0.89	9.34		
	$E_{2,2}$	$E_{2,1}$	$E_{2,0}$	$E_{2,-1}$	$E_{2,-2}$	
$\infty$	0.16	0.56	1.1	4.13	6.63	
$\sigma$	0.31	0.74	1.1	0.67	0.05	
Exp.	0.02	0.26	1.29291	4.18	6.39	
	$E_{5/2,5/2}$	$E_{5/2,3/2}$	$E_{5/2,1/2}$	$E_{5/2,-1/2}$	$E_{5/2,-3/2}$	$E_{5/2,-5/2}$
$\infty$	0.76	0.58	1.01	0.42	-6.23	-30.97
$\sigma$	1.54	1.57	2.84	2.59	1.44	0.68
Exp.	0.03	0.10	0.15	-0.60	-6.23	-30.82

Table E.2: Extrapolations of observables of a solution describing two  $SL(2, \mathbb{C})$  0-branes with  $\theta_1 = \frac{2\pi}{k}$ ,  $\theta_2 = \frac{-2\pi}{k}$  and  $\rho_1 = \rho_2 \approx 0.50$  on  $k = 5$  background with  $J = 1$ .

Although similar, this symmetry is not the same as the reality condition (3.16), so the solution is only pseudo-real. However, the symmetry implies a relation between parameters of the two 0-branes. The parameters  $\theta$  take the usual values  $\theta_1 = -\theta_2 = \frac{2\pi}{k}$  and  $\rho$  parameters are inversely proportional:  $\rho_1 \approx 0.49$  and  $\rho_2 = 1/\rho_1 \approx 2.05$ . The solution suffers from the odd level instability, therefore we have data from only 5 levels, which leads to lesser precision of extrapolations.

Extrapolations of invariants of the final two 0-brane solution are given in table E.4. With the exception of real energy, the invariants are quite generic and they do not have any symmetries or special properties. The solution has odd level instabilities, which implies lesser precision of extrapolations. We determined parameters of the two 0-branes it describes to be  $\theta_1 = -\theta_2 = \frac{2\pi}{k}$ ,  $\rho_1 \approx 0.99$  and  $\rho_2 \approx 1.82$ . One of the  $\rho$  parameters is quite generic, but the other is close to 1,

	Energy	$E_{0,0}$	$\Delta_S$			
$\infty$	0.962	0.964	0.0002			
$\sigma$	–	0.002	–			
Exp.	0.963163	0.963163	0			
	$J_{+-}$	$J_{-+}$	$J_{33}$			
$\infty$	$-1.68 - 0.91i$	$-1.68 - 0.91i$	–0.5			
$\sigma$	$0.46 + 0.44i$	$0.46 + 0.44i$	0.5			
Exp.	$-1.73 - 1.12i$	$-1.73 - 1.12i$	0.963163			
	$E_{1/2,1/2}$	$E_{1/2,-1/2}$				
$\infty$	$0.507 - 0.982i$	$-0.507 + 0.982i$				
$\sigma$	$0.002 + 0.003i$	$0.002 + 0.003i$				
Exp.	$0.507 - 0.960i$	$-0.507 + 0.960i$				
	$E_{1,1}$	$E_{1,0}$	$E_{1,-1}$			
$\infty$	$-2.51 - 1.67i$	–1.6	$-2.51 - 1.67i$			
$\sigma$	$0.09 + 0.06i$	0.1	$0.09 + 0.06i$			
Exp.	$-2.59 - 1.68i$	–1.44377	$-2.59 - 1.68i$			
	$E_{3/2,3/2}$	$E_{3/2,1/2}$	$E_{3/2,-1/2}$	$E_{3/2,-3/2}$		
$\infty$	$-5.0 + 3.6i$	$-0.64 + 0.9i$	$0.64 - 0.9i$	$5.0 - 3.6i$		
$\sigma$	$0.8 + 0.4i$	$0.04 + 0.7i$	$0.04 + 0.7i$	$0.8 + 0.4i$		
Exp.	$-5.1 + 3.6i$	$-0.57 + 1.1i$	$0.57 - 1.1i$	$5.1 - 3.6i$		
	$E_{2,2}$	$E_{2,1}$	$E_{2,0}$	$E_{2,-1}$	$E_{2,-2}$	
$\infty$	$3.6 + 10.9i$	$1.8 + 1.0i$	0.9	$1.8 + 1.0i$	$3.6 + 10.9i$	
$\sigma$	$0.5 + 2.2i$	$0.1 + 1.1i$	2.1	$0.1 + 1.1i$	$0.5 + 2.2i$	
Exp.	$3.5 + 10.8i$	$2.3 + 1.5i$	1.29291	$2.3 + 1.5i$	$3.5 + 10.8i$	
	$E_{5/2,5/2}$	$E_{5/2,3/2}$	$E_{5/2,1/2}$	$E_{5/2,-1/2}$	$E_{5/2,-3/2}$	$E_{5/2,-5/2}$
$\infty$	18.1	$2.7 - 1.74i$	$-0.7 + 0.6i$	$0.7 - 0.6i$	$-2.7 + 1.74i$	–18.1
$\sigma$	3.1	$1.1 + 0.04i$	$4.6 + 0.7i$	$4.6 + 0.7i$	$1.1 + 0.04i$	3.1
Exp.	17.4	$3.4 - 2.41i$	$0.4 - 0.7i$	$-0.4 + 0.7i$	$-3.4 + 2.41i$	–17.4

Table E.3: Extrapolations of observables of a solution describing two  $SL(2, \mathbb{C})$  0-branes with  $\theta_1 = \frac{2\pi}{k}$ ,  $\theta_2 = \frac{-2\pi}{k}$ ,  $\rho_1 \approx 0.49$  and  $\rho_2 = 1/\rho_1 \approx 2.05$  on  $k = 5$  background with  $J = 1$ . Extrapolations are done only using even level data due to odd level instabilities.

which means that this solution most likely describes a combination of an  $SU(2)$  brane and an  $SL(2, \mathbb{C})$  brane.

## E.2 $k = 8$ exotic solutions

In the final appendix, we will describe two real exotic solutions that we found in the  $k = 8$  model. The first solution is solution number 4669 from table 6.6 for  $J = 3/2$  boundary conditions and the second solution has number 6534 and it was found for  $J = 2$  boundary conditions.

Although the solutions were found on different backgrounds, their properties are quite simi-

	Energy	$E_{0,0}$	$\Delta_S$			
$\infty$	0.9641	0.957	-0.0007			
$\sigma$	-	0.001	-			
Exp.	0.963163	0.963163	0			
	$J_{+-}$	$J_{-+}$	$J_{33}$			
$\infty$	-1.85 - 0.66 <i>i</i>	-0.54 - 0.27 <i>i</i>	0.77			
$\sigma$	0.08 + 0.15 <i>i</i>	0.19 + 0.03 <i>i</i>	0.09			
Exp.	-1.68 - 0.65 <i>i</i>	-0.51 - 0.20 <i>i</i>	0.963163			
	$E_{1/2,1/2}$	$E_{1/2,-1/2}$				
$\infty$	0.5638 - 0.542 <i>i</i>	-0.310 + 0.289 <i>i</i>				
$\sigma$	0.0004 + 0.009 <i>i</i>	0.001 + 0.003 <i>i</i>				
Exp.	0.5633 - 0.504 <i>i</i>	-0.310 + 0.277 <i>i</i>				
	$E_{1,1}$	$E_{1,0}$	$E_{1,-1}$			
$\infty$	-2.55 - 1.03 <i>i</i>	-1.46	-0.759 - 0.316 <i>i</i>			
$\sigma$	0.03 + 0.04 <i>i</i>	0.04	0.017 + 0.009 <i>i</i>			
Exp.	-2.52 - 0.98 <i>i</i>	-1.44377	-0.760 - 0.296 <i>i</i>			
	$E_{3/2,3/2}$	$E_{3/2,1/2}$	$E_{3/2,-1/2}$	$E_{3/2,-3/2}$		
$\infty$	-4.14 + 2.2 <i>i</i>	-0.66 + 0.64 <i>i</i>	0.36 - 0.32 <i>i</i>	0.678 - 0.40 <i>i</i>		
$\sigma$	0.14 + 0.1 <i>i</i>	0.06 + 0.07 <i>i</i>	0.04 + 0.10 <i>i</i>	0.004 + 0.02 <i>i</i>		
Exp.	-4.10 + 2.1 <i>i</i>	-0.63 + 0.56 <i>i</i>	0.35 - 0.31 <i>i</i>	0.681 - 0.35 <i>i</i>		
	$E_{2,2}$	$E_{2,1}$	$E_{2,0}$	$E_{2,-1}$	$E_{2,-2}$	
$\infty$	2.38 + 6.2 <i>i</i>	2.21 + 0.86 <i>i</i>	1.39	0.76 + 0.41 <i>i</i>	0.23 + 0.60 <i>i</i>	
$\sigma$	0.11 + 0.4 <i>i</i>	0.06 + 0.28 <i>i</i>	0.57	0.26 + 0.16 <i>i</i>	0.02 + 0.14 <i>i</i>	
Exp.	2.39 + 6.1 <i>i</i>	2.26 + 0.88 <i>i</i>	1.29291	0.68 + 0.27 <i>i</i>	0.22 + 0.56 <i>i</i>	
	$E_{5/2,5/2}$	$E_{5/2,3/2}$	$E_{5/2,1/2}$	$E_{5/2,-1/2}$	$E_{5/2,-3/2}$	$E_{5/2,-5/2}$
$\infty$	9.7	2.9 - 1.3 <i>i</i>	0.1 + 0.01 <i>i</i>	-0.8 + 0.3 <i>i</i>	-0.59 + 0.35 <i>i</i>	-0.56
$\sigma$	0.8	0.4 + 0.2 <i>i</i>	1.1 + 0.09 <i>i</i>	0.2 + 1.7 <i>i</i>	0.20 + 0.23 <i>i</i>	0.04
Exp.	10.1	2.7 - 1.4 <i>i</i>	0.4 - 0.38 <i>i</i>	-0.2 + 0.2 <i>i</i>	-0.45 + 0.24 <i>i</i>	-0.51

Table E.4: Extrapolations of observables of a solution describing probably an SU(2) 0-brane with  $\theta_1 = \frac{2\pi}{k}$  ( $\rho_1 \approx 0.99$ ) and SL(2,  $\mathbb{C}$ ) 0-brane with  $\theta_2 = \frac{-2\pi}{k}$  and  $\rho_2 \approx 1.82$  on  $k = 5$  background with  $J = 1$ . Extrapolations are done only using even level data due to odd level instabilities.

lar. Both solutions have complex seeds at level 2, but they become real already at level 4. We managed to evaluate these solutions up to level 10, so we have enough data to do extrapolations, although the precision is obviously not so good. The extrapolations are given in tables E.5 and E.6. Invariants of both solutions satisfy the 'accidental' symmetry relations (4.7)-(4.9), which hold for most real solutions.

Energies and invariants of the solutions do not match well enough any combination of SU(2) Cardy boundary states or B-branes and therefore we believe that they describe yet unknown symmetry-breaking boundary states in the  $k = 8$  model. They may have duals in the  $k = 8$  parafermion theory. If so, the existence of these solutions also suggests that there are new boundary states in this theory.

We notice that table 6.6 includes two pseudo-real solutions (number 4491 for  $J = 3/2$  and number 6354 for  $J = 2$ ) that have similar energy and  $\rho$ -independent invariants as these real solutions. Analogously to Cardy solutions and B-branes, we believe that the pseudo-real solutions are connected to the real ones by complex marginal deformations.

	Energy	$E_{0,0}$	$\Delta_S$		
$\infty$	1.1580	1.157	-0.0002		
$\sigma$	0.0004	0.005	0.0003		
	$J_{+-}$	$J_{-+}$	$J_{33}$		
$\infty$	$0.73 + 0.02i$	$0.73 - 0.02i$	1.157		
$\sigma$	$0.08 + 0.01i$	$0.08 + 0.01i$	0.005		
	$E_{1/2,1/2}$	$E_{1/2,-1/2}$			
$\infty$	$0.655 + 0.008i$	$-0.655 + 0.008i$			
$\sigma$	$0.005 + 0.001i$	$0.005 + 0.001i$			
	$E_{1,1}$	$E_{1,0}$	$E_{1,-1}$		
$\infty$	$-0.3723 + 0.069i$	-0.03	$-0.3723 + 0.069i$		
$\sigma$	$0.0008 + 0.004i$	0.04	$0.0008 + 0.004i$		
	$E_{3/2,3/2}$	$E_{3/2,1/2}$	$E_{3/2,-1/2}$	$E_{3/2,-3/2}$	
$\infty$	$-0.683 + 0.26i$	$0.53 + 0.39i$	$-0.53 + 0.39i$	$0.683 + 0.26i$	
$\sigma$	$0.005 + 0.02i$	$0.02 + 0.03i$	$0.02 + 0.03i$	$0.005 + 0.02i$	
	$E_{2,2}$	$E_{2,1}$	$E_{2,0}$	$E_{2,-1}$	$E_{2,-2}$
$\infty$	$0.37i$	$0.32 + 0.56i$	-0.39	$0.32 - 0.56i$	$-0.37i$
$\sigma$	$0.02i$	$0.03 + 0.05i$	0.05	$0.03 + 0.05i$	$0.02i$

Table E.5: Extrapolations of gauge invariants of exotic solution number 4669 on  $k = 8$  background with  $J = 3/2$ . Due to large number of invariants, we decided to show invariants only up to  $j = 2$  to fit a page.

	Energy	$E_{0,0}$	$\Delta_S$		
$\infty$	1.239	1.237	-0.0004		
$\sigma$	0.002	0.012	0.0010		
	$J_{+-}$	$J_{-+}$	$J_{33}$		
$\infty$	$0.5 + 0.14i$	$0.5 - 0.14i$	1.237		
$\sigma$	$0.2 + 0.06i$	$0.2 + 0.06i$	0.012		
	$E_{1/2,1/2}$	$E_{1/2,-1/2}$			
$\infty$	$-0.23 + 0.034i$	$0.23 + 0.034i$			
$\sigma$	$0.02 + 0.004i$	$0.02 + 0.004i$			
	$E_{1,1}$	$E_{1,0}$	$E_{1,-1}$		
$\infty$	$-0.753 - 0.21i$	0.42	$-0.753 + 0.21i$		
$\sigma$	$0.004 + 0.02i$	0.06	$0.004 + 0.02i$		
	$E_{3/2,3/2}$	$E_{3/2,1/2}$	$E_{3/2,-1/2}$	$E_{3/2,-3/2}$	
$\infty$	$0.14 + 0.38i$	$-0.40 + 0.73i$	$0.40 + 0.73i$	$-0.14 + 0.38i$	
$\sigma$	$0.01 + 0.04i$	$0.03 + 0.08i$	$0.03 + 0.08i$	$0.01 + 0.04i$	
	$E_{2,2}$	$E_{2,1}$	$E_{2,0}$	$E_{2,-1}$	$E_{2,-2}$
$\infty$	0.56	$-0.43 - 0.50i$	0.16	$-0.43 + 0.50i$	0.56
$\sigma$	0.01	$0.06 + 0.08i$	0.10	$0.06 + 0.08i$	0.01

Table E.6: Extrapolations of gauge invariants of exotic solution number 6534 on  $k = 8$  background with  $J = 2$ .

## References

- [1] E. Witten, “Noncommutative Geometry and String Field Theory,” Nucl. Phys. B **268** (1986) 253. doi:10.1016/0550-3213(86)90155-0
- [2] A. Sen, “On the Background Independence of String Field Theory,” Nucl. Phys. B **345** (1990) 551. doi:10.1016/0550-3213(90)90400-8
- [3] A. Sen and B. Zwiebach, “A Proof of local background independence of classical closed string field theory,” Nucl. Phys. B **414** (1994) 649 doi:10.1016/0550-3213(94)90258-5 [hep-th/9307088].
- [4] T. Erler and C. Maccaferri, “String field theory solution for any open string background. Part II,” JHEP **2001** (2020) 021 doi:10.1007/JHEP01(2020)021 [arXiv:1909.11675 [hep-th]].
- [5] M. Schnabl, “Analytic solution for tachyon condensation in open string field theory,” Adv. Theor. Math. Phys. **10** (2006) no.4, 433 doi:10.4310/ATMP.2006.v10.n4.a1 [hep-th/0511286].
- [6] Y. Okawa, “Comments on Schnabl’s analytic solution for tachyon condensation in Witten’s open string field theory,” JHEP **0604** (2006) 055 doi:10.1088/1126-6708/2006/04/055 [hep-th/0603159].
- [7] T. Erler, “Split String Formalism and the Closed String Vacuum,” JHEP **0705** (2007) 083 doi:10.1088/1126-6708/2007/05/083 [hep-th/0611200].
- [8] T. Erler, “Split String Formalism and the Closed String Vacuum, II,” JHEP **0705** (2007) 084 doi:10.1088/1126-6708/2007/05/084 [hep-th/0612050].
- [9] E. Fuchs and M. Kroyter, “Analytical Solutions of Open String Field Theory,” Phys. Rept. **502** (2011) 89 doi:10.1016/j.physrep.2011.01.003 [arXiv:0807.4722 [hep-th]].
- [10] T. Erler and M. Schnabl, “A Simple Analytic Solution for Tachyon Condensation,” JHEP **0910** (2009) 066 doi:10.1088/1126-6708/2009/10/066 [arXiv:0906.0979 [hep-th]].
- [11] Y. Okawa, “Analytic methods in open string field theory,” Prog. Theor. Phys. **128** (2012) 1001. doi:10.1143/PTP.128.1001
- [12] M. Murata and M. Schnabl, “Multibrane Solutions in Open String Field Theory,” JHEP **1207** (2012) 063 doi:10.1007/JHEP07(2012)063 [arXiv:1112.0591 [hep-th]].
- [13] M. Kiermaier, Y. Okawa, L. Rastelli and B. Zwiebach, “Analytic solutions for marginal deformations in open string field theory,” JHEP **01** (2008), 028 doi:10.1088/1126-6708/2008/01/028 [arXiv:hep-th/0701249 [hep-th]].



- [14] T. Erler and C. Maccaferri, “String Field Theory Solution for Any Open String Background,” *JHEP* **1410** (2014) 029 doi:10.1007/JHEP10(2014)029 [arXiv:1406.3021 [hep-th]].
- [15] T. Erler, C. Maccaferri and R. Noris, “Taming boundary condition changing operator anomalies with the tachyon vacuum,” *JHEP* **1906** (2019) 027 doi:10.1007/JHEP06(2019)027 [arXiv:1901.08038 [hep-th]].
- [16] A. Sen and B. Zwiebach, “Tachyon condensation in string field theory,” *JHEP* **0003** (2000) 002 doi:10.1088/1126-6708/2000/03/002 [hep-th/9912249].
- [17] L. Rastelli and B. Zwiebach, “Tachyon potentials, star products and universality,” *JHEP* **0109** (2001) 038 [hep-th/0006240].
- [18] N. Moeller, A. Sen and B. Zwiebach, “D-branes as tachyon lumps in string field theory,” *JHEP* **0008** (2000) 039 doi:10.1088/1126-6708/2000/08/039 [hep-th/0005036].
- [19] M. Kudrna, C. Maccaferri and M. Schnabl, “Boundary State from Ellwood Invariants,” arXiv:1207.4785 [hep-th].
- [20] D. Gaiotto and L. Rastelli, “Experimental string field theory,” *JHEP* **0308** (2003) 048 doi:10.1088/1126-6708/2003/08/048 [hep-th/0211012].
- [21] M. Kudrna and M. Schnabl, “Universal Solutions in Open String Field Theory,” arXiv:1812.03221 [hep-th].
- [22] M. Kudrna, “Level Truncation Approach to Open String Field Theory,” PhD thesis, <https://dspace.cuni.cz/bitstream/handle/20.500.11956/110558/140080054.pdf> [arXiv:2101.07678 [hep-th]].
- [23] Y. Michishita, “Tachyon lump solutions of bosonic D-branes on SU(2) group manifolds in cubic string field theory,” *Nucl. Phys. B* **614** (2001) 26 doi:10.1016/S0550-3213(01)00407-2 [hep-th/0105246].
- [24] J. M. Maldacena, G. W. Moore and N. Seiberg, “Geometrical interpretation of D-branes in gauged WZW models,” *JHEP* **0107** (2001) 046 doi:10.1088/1126-6708/2001/07/046 [hep-th/0105038].
- [25] P. di Francesco, P. Mathieu and D. Senechal, “Conformal Field Theory,” Springer-Verlag (1997)
- [26] A. Recknagel and V. Schomerus, “Boundary Conformal Field Theory and the Worldsheet Approach to D-Branes,” Cambridge University Press (2013)
- [27] R. Blumenhagen and E. Plauschinn, “Introduction to Conformal Field Theory: With Applications to String Theory,” Springer-Verlag (2009)

- [28] P. Goddard and D. I. Olive, “Kac-Moody and Virasoro Algebras in Relation to Quantum Physics,” *Int. J. Mod. Phys. A* **1** (1986), 303 doi:10.1142/S0217751X86000149
- [29] L. Eberhard, “Wess-Zumino-Witten Models,” Lecture notes, [https://conf.itp.phys.ethz.ch/esi-school/Lecture\\_notes/WZWmodels.pdf](https://conf.itp.phys.ethz.ch/esi-school/Lecture_notes/WZWmodels.pdf).
- [30] V. Schomerus, “Lectures on branes in curved backgrounds,” *Class. Quant. Grav.* **19** (2002), 5781-5847 doi:10.1088/0264-9381/19/22/305 [arXiv:hep-th/0209241 [hep-th]].
- [31] M. Walton, “Affine Kac-Moody algebras and the Wess-Zumino-Witten model,” [arXiv:hep-th/9911187 [hep-th]].
- [32] M. Hamermesh “Group theory and its application to physical problems,” Addison-Wesley (1962)
- [33] I. Runkel, “Boundary structure constants for the A series Virasoro minimal models,” *Nucl. Phys. B* **549** (1999) 563 doi:10.1016/S0550-3213(99)00125-X [hep-th/9811178].
- [34] J. Fuchs and C. Schweigert, “Symmetry breaking boundaries. 1. General theory,” *Nucl. Phys. B* **558** (1999), 419-483 doi:10.1016/S0550-3213(99)00406-X [arXiv:hep-th/9902132 [hep-th]].
- [35] J. Fuchs and C. Schweigert, “Symmetry breaking boundaries. 2. More structures: Examples,” *Nucl. Phys. B* **568** (2000), 543-593 doi:10.1016/S0550-3213(99)00669-0 [arXiv:hep-th/9908025 [hep-th]].
- [36] T. Quella and V. Schomerus, “Symmetry breaking boundary states and defect lines,” *JHEP* **06** (2002), 028 doi:10.1088/1126-6708/2002/06/028 [arXiv:hep-th/0203161 [hep-th]].
- [37] L. Birke, J. Fuchs and C. Schweigert, “Symmetry breaking boundary conditions and WZW orbifolds,” *Adv. Theor. Math. Phys.* **3** (1999), 671-726 doi:10.4310/ATMP.1999.v3.n3.a8 [arXiv:hep-th/9905038 [hep-th]].
- [38] D. Blakeley and A. Recknagel, “Symmetry-breaking boundary states for WZW models,” *Nucl. Phys. B* **806** (2009), 636-655 doi:10.1016/j.nuclphysb.2008.08.001 [arXiv:0705.1068 [hep-th]].
- [39] R. A. Janik, “Exceptional boundary states at  $c=1$ ,” *Nucl. Phys. B* **618** (2001), 675-688 doi:10.1016/S0550-3213(01)00486-2 [arXiv:hep-th/0109021 [hep-th]].
- [40] B. Zwiebach, “Trimming the tachyon string field with  $SU(1,1)$ ,” hep-th/0010190.
- [41] D. Gaiotto, L. Rastelli, A. Sen and B. Zwiebach, “Ghost structure and closed strings in vacuum string field theory,” *Adv. Theor. Math. Phys.* **6** (2003) 403 [hep-th/0111129].

- [42] I. Ellwood, “The Closed string tadpole in open string field theory,” *JHEP* **0808** (2008) 063 doi:10.1088/1126-6708/2008/08/063 [arXiv:0804.1131 [hep-th]].
- [43] G. Felder, J. Frohlich, J. Fuchs and C. Schweigert, “The Geometry of WZW branes,” *J. Geom. Phys.* **34** (2000), 162-190 doi:10.1016/S0393-0440(99)00061-3 [arXiv:hep-th/9909030 [hep-th]].
- [44] M. Kudrna, M. Rapcak and M. Schnabl, “Ising model conformal boundary conditions from open string field theory,” arXiv:1401.7980 [hep-th].
- [45] A. Sen and B. Zwiebach, “Large marginal deformations in string field theory,” *JHEP* **0010** (2000) 009 [hep-th/0007153].
- [46] M. Kudrna, T. Masuda, Y. Okawa, M. Schnabl and K. Yoshida, “Gauge-invariant observables and marginal deformations in open string field theory,” *JHEP* **1301** (2013) 103 doi:10.1007/JHEP01(2013)103 [arXiv:1207.3335 [hep-th]].
- [47] M. Kudrna and C. Maccaferri, “BCFT moduli space in level truncation,” *JHEP* **1604** (2016) 057 doi:10.1007/JHEP04(2016)057 [arXiv:1601.04046 [hep-th]].
- [48] V. P. Yurov and A. B. Zamolodchikov, “TRUNCATED CONFORMAL SPACE APPROACH TO SCALING LEE-YANG MODEL,” *Int. J. Mod. Phys. A* **5** (1990), 3221-3246 doi:10.1142/S0217751X9000218X
- [49] K. Graham, I. Runkel and G. M. T. Watts, “Renormalization group flows of boundary theories,” *PoS tnr2000* (2000), 040 doi:10.22323/1.006.0040 [arXiv:hep-th/0010082 [hep-th]].
- [50] P. Dorey, I. Runkel, R. Tateo and G. Watts, “g function flow in perturbed boundary conformal field theories,” *Nucl. Phys. B* **578** (2000), 85-122 doi:10.1016/S0550-3213(99)00772-5 [arXiv:hep-th/9909216 [hep-th]].
- [51] G. Takacs and G. Watts, “Excited State G-Functions from the Truncated Conformal Space,” *JHEP* **02** (2012), 082 doi:10.1007/JHEP02(2012)082 [arXiv:1112.2906 [hep-th]].
- [52] M. R. Gaberdiel, A. Recknagel and G. M. T. Watts, “The Conformal boundary states for SU(2) at level 1,” *Nucl. Phys. B* **626** (2002), 344-362 doi:10.1016/S0550-3213(02)00033-0 [arXiv:hep-th/0108102 [hep-th]].
- [53] R. E. Behrend, P. A. Pearce, V. B. Petkova and J. B. Zuber, “Boundary conditions in rational conformal field theories,” *Nucl. Phys. B* **570** (2000) 525 [*Nucl. Phys. B* **579** (2000) 707] doi:10.1016/S0550-3213(99)00592-1, 10.1016/S0550-3213(00)00225-X [hep-th/9908036].
- [54] I. Runkel, “Structure constants for the D series Virasoro minimal models,” *Nucl. Phys. B* **579** (2000) 561 doi:10.1016/S0550-3213(99)00707-5 [hep-th/9908046].

- [55] I. Runkel, “Boundary problems in conformal field theory,” PhD thesis, <https://www.math.uni-hamburg.de/home/runkel/PDF/phd.pdf>
- [56] G. Moore and N. Seiberg, “Lectures on RCFT,” Physics, Geometry, and Topology, Plenum Press, New York, 1990.
- [57] T. Kojita, C. Maccaferri, T. Masuda and M. Schnabl, “Topological defects in open string field theory,” JHEP **04** (2018), 057 doi:10.1007/JHEP04(2018)057 [arXiv:1612.01997 [hep-th]].
- [58] M. R. Gaberdiel, “An Explicit construction of the quantum group in chiral WZW models,” Commun. Math. Phys. **173** (1995) 357 doi:10.1007/BF02101238 [hep-th/9407186].
- [59] D. C. Lewellen, “Sewing constraints for conformal field theories on surfaces with boundaries,” Nucl. Phys. B **372** (1992) 654. doi:10.1016/0550-3213(92)90370-Q