

## 4-OGC: Catalog of gravitational waves from compact-binary mergers

ALEXANDER H. NITZ,<sup>1,2</sup> SUMIT KUMAR,<sup>1,2</sup> YI-FAN WANG (王一帆),<sup>1,2</sup> SHILPA KASTHA,<sup>1,2</sup> SHICHAO WU (吴仕超),<sup>1,2</sup>  
MARLIN SCHÄFER,<sup>1,2</sup> RAHUL DHURKUNDE,<sup>1,2</sup> AND COLLIN D. CAPANO<sup>1,2,3</sup>

<sup>1</sup>*Max-Planck-Institut für Gravitationsphysik (Albert-Einstein-Institut), D-30167 Hannover, Germany*

<sup>2</sup>*Leibniz Universität Hannover, D-30167 Hannover, Germany*

<sup>3</sup>*Department of Mathematics, University of Massachusetts, Dartmouth, MA 02747, USA*

### ABSTRACT

We present the fourth Open Gravitational-wave Catalog (4-OGC) of binary neutron star (BNS), binary black hole (BBH) and neutron star-black hole (NSBH) mergers. The catalog includes observations from 2015-2020 covering the first through third observing runs (O1, O2, O3a, O3b) of Advanced LIGO and Advanced Virgo. The updated catalog includes 7 BBH mergers which were not previously reported with high significance during O3b for a total of 94 observations: 90 BBHs, 2 NSBHs, and 2 BNSs. The most confident new detection, GW200318\_191337, has component masses  $49.1^{+16.4}_{-12.0}M_{\odot}$  and  $31.6^{+12.0}_{-11.6}M_{\odot}$ ; its redshift of  $0.84^{+0.4}_{-0.35}$  (90% credible interval) may make it the most distant merger so far. We provide reference parameter estimates for each of these sources using an up-to-date model accounting for instrumental calibration uncertainty. The corresponding data release also includes our full set of sub-threshold candidates.

**Keywords:** gravitational waves — black holes — neutron stars — compact binaries

### 1. INTRODUCTION

Gravitational-wave astronomy has entered an era of regular and routine observation of compact-binary mergers. This achievement was made possible by the second-generation gravitational-wave observatories, led by the twin Advanced LIGO (Hanford and Livingston) (Aasi et al. 2015) and Advanced Virgo (Acernese et al. 2015) observatories, which have been operating since 2015 and 2017, respectively. This period has seen continued improvement in their astrophysical reach over their three completed observing runs (O1-O3) (Abbott et al. 2020b), with the pace rapidly increasing from 3 merger observations in O1 to dozens in the first half of O3 (O3a) (Abbott et al. 2019a, 2020c, 2021a; Venumadhav et al. 2019a; Nitz et al. 2019c, 2021a); the vast majority of these are binary black hole mergers (BBHs). To date, there is only a single binary neutron star (BNS) observation, GW170817 (Abbott et al. 2017a), which has been corroborated by extensive electromagnetic observations (Abbott et al. 2017b). In addition, GW190425 is a potential heavy BNS merger (Abbott et al. 2020a) and recently two sources with masses compatible with

merging neutron star-black hole binaries have been reported (Abbott et al. 2021b). The plethora of BBH observations, in addition to exceptional events such as GW190521 with total mass  $\sim 150M_{\odot}$  (Abbott et al. 2020d; Capano et al. 2021), are beginning to constrain formation scenarios (Abbott et al. 2020e; Gerosa & Fishbach 2021; Edelman et al. 2021; Zevin et al. 2021) and deviations from general relativity (Abbott et al. 2021c; Wang et al. 2021).

We expect the current observatories to continue to improve in sensitivity over the next few years (Abbott et al. 2020b) due to ongoing active commissioning and the inclusion of new technologies into the existing sites (Aasi et al. 2013). The upcoming O4 observing run is scheduled to begin at the end of 2022 with a fiducial BNS range of 160-190 Mpc (Abbott et al. 2020b). In addition, we can expect that a fourth ground based gravitational-wave observatory, KAGRA, will join the O4 observing run (Akutsu et al. 2020). In the mid-to-late 2020's a fifth observatory will join the worldwide network with the construction of LIGO India (Unnikrishnan 2013; Saleem et al. 2021). Efforts are also advancing for third-generation observatories, Cosmic Explorer and the Einstein Telescope, which promise an order of magnitude sensitivity improvement (Reitze et al. 2019; Evans et al. 2021; Punturo et al. 2010).

This work provides a comprehensive catalog of gravitational-wave observations from merging BNS, BBH, and NSBH sources. The analysis is based on a deep archival search using the public data from the LIGO and Virgo observatories (Vallisneri et al. 2015; Abbott et al. 2021d) which spans 2015-2020 and includes all existing observing runs (O1-O3). This catalog updates the results of our previous 3-OGC catalog (Nitz et al. 2021a) by including analysis of data from the second half of the third observing run (O3b) which very recently became public. The next expected public data release would be at the end of 2024 if the current release delay of 18 months with a 6-month cadence is maintained. Included in our companion data release is the complete set of sub-threshold candidates and parameter estimates for significant candidates (Nitz & Kumar 2021). We make available our sub-threshold candidates so that they may aid follow-up studies, including those which cross-correlate candidates with other archival datasets such as from gamma-ray bursts (Burns et al. 2019; Nitz et al. 2019b), high-energy neutrinos (Countryman et al. 2019), or optical transients (Andreoni et al. 2018; Setzer et al. 2018). Archival analyses have the potential to uncover distant or faint populations.

We find a total of 94 mergers which pass our significance threshold,  $\mathcal{P}_{\text{astro}} > 0.5$  or false alarm rate (FAR) less than once per 100 years. The vast majority, 90, of these are BBH mergers; 7 are reported during O3b for the first time here with high significance, 3 additional were previously reported marginal candidates in the 3-OGC catalog (Nitz et al. 2021a). We find the previously-reported BNS and NSBH mergers (Abbott et al. 2017a, 2020a, 2021b), however, no new confident BNS or NSBH mergers are observed. Our results are broadly consistent with the recent GWTC-3 catalog produced by the LVK (LIGO-Virgo-KAGRA) collaborations (Abbott et al. 2021e,f).

## 2. SEARCH FOR COMPACT-BINARY MERGERS

Our catalog includes results from the analysis of the complete set of public LIGO and Virgo data collected over a period of five years (Vallisneri et al. 2015; Abbott et al. 2021d). To identify the signature of gravitational waves from compact-binary mergers, we use matched filtering to extract the signal-to-noise ratio (SNR) of a potential signal (Allen et al. 2012). Candidates are identified by looking for peaks in the single-detector SNR time series and correlating these triggers between observing detectors. Each candidate is assessed for consistency between the expected signal morphology and the data (Allen 2005; Nitz 2018) and ranked using addi-

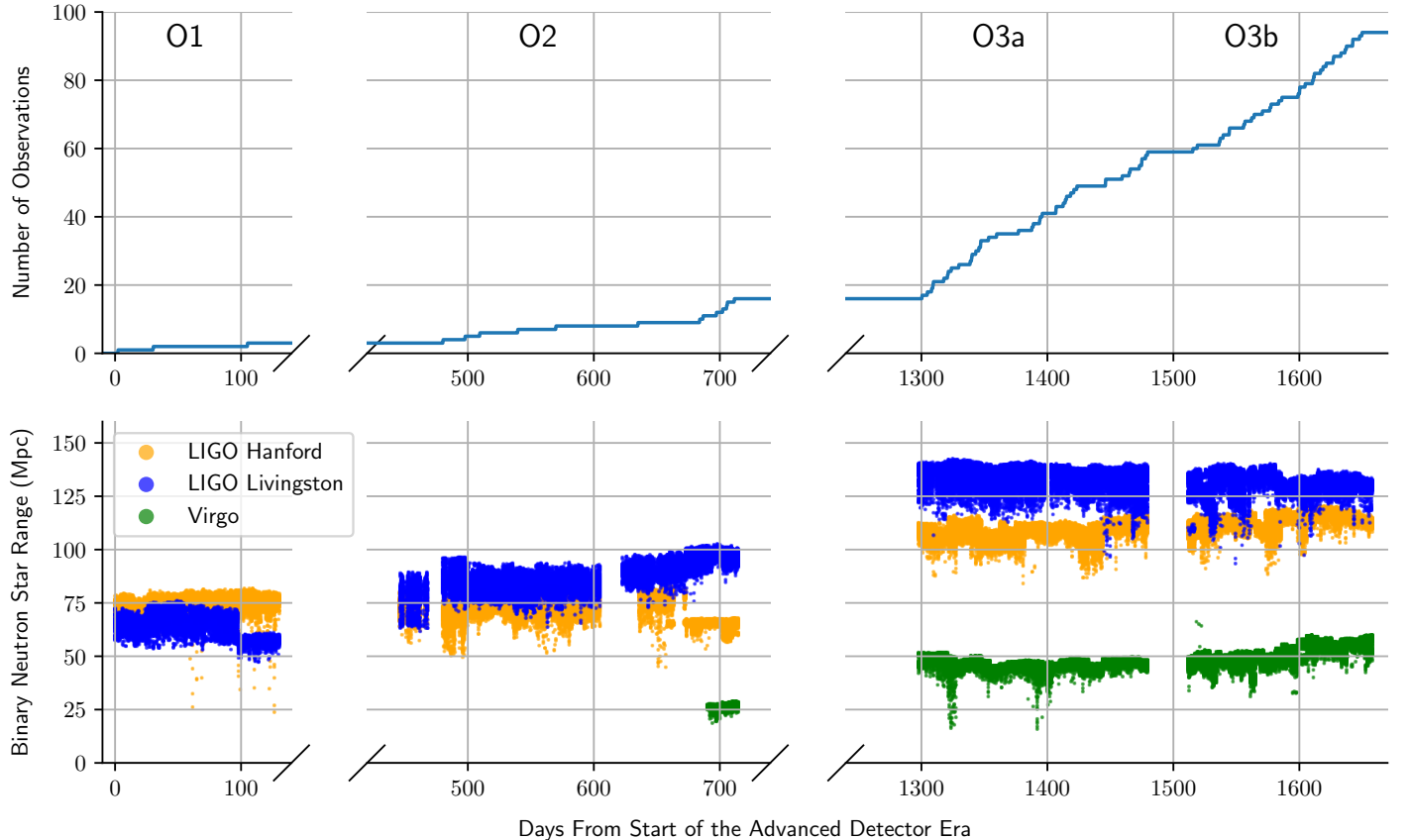
tional factors such as the observed rate of triggers, multi-detector coherence (Nitz et al. 2017; Davies et al. 2020) and the local data quality (Mozzon et al. 2020; Abbott et al. 2018). This procedure is the same as that used for the prior 3-OGC catalog (Nitz et al. 2021a) and is implemented using the open-source PyCBC toolkit (Nitz et al. 2021b; Usman et al. 2016). This toolkit has also been used to construct many matched-filter based gravitational-wave searches (Abbott et al. 2019a, 2020c, 2021e,g), including those that account for eccentricity (Nitz et al. 2019a), are focused on intermediate-mass BBHs (Chandra et al. 2021), or target subsolar-mass mergers (Nitz & Wang 2021a,b,c).

### 2.1. LIGO and Virgo Observing Period

The public LIGO and Virgo data spans the time period from 2015-2020 and the three completed observing runs O1-O3 (Vallisneri et al. 2015; Abbott et al. 2021d). As in 3-OGC (Nitz et al. 2021a), we include results from data released outside the nominal observation runs, notably this includes data around GW170608 (Abbott et al. 2017c) and GW190814 (Abbott et al. 2020f). Table 1 shows the number of days that different network configurations were observing. Our updated catalog includes the recently released second half of the third observing run (O3b). The full O3 observing run contains 152 days of triple-detector observing time and  $\sim 200$  days when both LIGO observatories were observing. We analyze all data when multiple detectors are observing and also identify sources in data when only LIGO-Livingston or LIGO-Hanford are observing. Due to the decreased range and relatively large population of non-Gaussian transient noise, we do not consider data when only Virgo is observing. In Fig. 1 we show the sky-averaged fiducial BNS range of each instrument as a function of time. All instruments have made signifi-

**Table 1.** Analyzed time in days for different global network observing scenarios. The abbreviations H, L, and V are used for the LIGO-Hanford, LIGO-Livingston, and Virgo observatories, respectively. Each time period is exclusive of the others. Some data is excluded from the full public dataset due to analysis requirements ( $O(1)\%$ ). However, data around GW170608 and GW190814 which was made available separately from the bulk data release is included (Vallisneri et al. 2015).

Observation	HLV	HL	HV	LV	H	L	V
O1	-	48.6	-	-	27.6	17.0	-
O2	15.2	103.3	1.7	2.2	37.8	33.0	1.7
O3	152.0	49.5	31.7	38.9	10.3	9.9	25.0
All	167.2	201.4	33.4	41.1	75.6	59.9	26.7



**Figure 1.** The cumulative number of binary merger observations (top) and the fiducial  $1.4\text{-}1.4 M_{\odot}$  BNS merger range (bottom) of the LIGO Hanford (yellow), LIGO Livingston (blue), and Virgo (green) observatories at a SNR of 8 as a function of days since the start of the advanced detector era. The distance is averaged over sky location and orientation angles. The O1 (left), O2 (middle) and O3 (right) observing periods are shown. The break in O3 demarks the boundary between O3a and O3b.

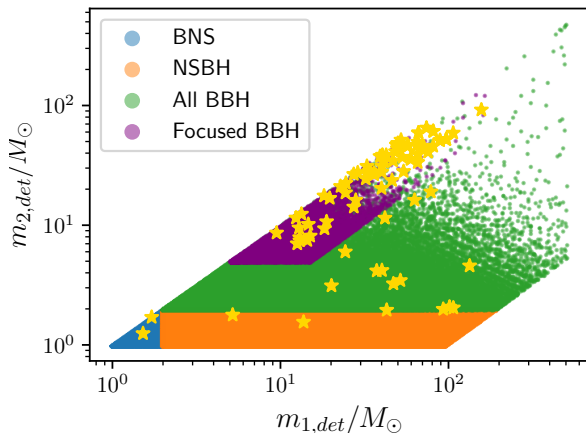
cant gains in sensitivity during O3 as compared to O2, with Virgo reaching 60 Mpc range and LIGO-Livingston periodically exceeding 140 Mpc.

The data has been calibrated by the LVK collaborations and made available through the Gravitational-wave Open Science Center (GWOSC) (Viets et al. 2018; Acernese et al. 2018; Bhattacharjee et al. 2021; Estevez et al. 2021; Vallisneri et al. 2015; Abbott et al. 2021d). Noise subtraction using auxiliary witness channels is applied to the bulk data release (Davis et al. 2019; Vajente et al. 2020; Estevez et al. 2019; Rolland et al. 2019). Our analysis also makes use of the data quality information compiled by the LVK detector characterization teams (Davis et al. 2021) to exclude times around hardware signal injections and times affected by adverse instrumental behavior.

## 2.2. Search Space

Our search uses matched-filtering to identify signals within the data; matched filtering requires a model of the expected signal to filter the data. To identify sources within a broad target region of parameters (component masses  $m_{1,2}$  and spins), we use a discrete bank of template waveforms. For this catalog, we use the same template bank, shown in Fig. 2, that we previously used in the 3-OGC analysis (Nitz et al. 2021a).

The templates are chosen to ensure that a minimum fraction of the optimal SNR of a potential signal is recovered; typically  $\mathcal{O}(97\%)$  for many searches (Dal Canton & Harry 2017). The bank is constructed in 4 parts using a brute-force stochastic algorithm (Harry et al. 2009; Ajith et al. 2014). These regions include a focused low-mass-ratio, low-spin, BBH region with a target SNR recovery  $> 99.5\%$ . In addition, there are BNS, NSBH,



**Figure 2.** The bank of templates used to identify compact-binary mergers in our search as a function of their detector-frame masses. The binary neutron star (blue), neutron star–black hole (orange), binary black hole (green), and focused binary black hole (purple) regions are shown. The templates associated with an observed merger are shown with stars. Signals often have multiple templates which will produce a candidate. Here, we only show the template which produced a candidate with the lowest false alarm rate; the parameters of the selected template can only be considered as crude point estimate of the true parameters, so they may differ significantly from the posterior estimates in Table 4.

and broad-parameter BBH banks which target SNR recovery  $> 97\%$ .

The template bank is designed to recover gravitational-wave signals from non-precessing quasi-circular sources. Our search accounts only for the effects of the dominant-mode gravitational-wave signal and does not include the effects of higher-order modes. Neglecting these effects will reduce the search sensitivity to sources which strongly exhibit these features, such as for highly-inclined, high-mass-ratio, or highly precessing binaries (Harry et al. 2016) or where there remains residual eccentricity (Ramos-Buades et al. 2020; Wang & Nitz 2021). Development of optimal search strategies for these sources is an ongoing endeavor (Harry et al. 2018, 2016) and techniques that don’t rely on matched filtering also target these sources (Klimenko et al. 2008, 2016; Tiwari et al. 2016). To model the gravitational-wave signal, we use a combination of TaylorF2 (for BNS sources) (Sathyaprakash & Dhurandhar 1991; Droz et al. 1999; Blanchet 2002; Faye et al. 2012), SEOBNRv4\_ROM (for BBH and NSBH) (Taracchini et al. 2014; Bohé et al. 2016), and IMRPhenomD (focused BBH) (Husa et al. 2016a; Khan et al. 2016b).

### 2.3. Candidate Selection and Significance

Candidates are assigned a ranking statistic value according to their SNR, consistency with the expected signal morphology (Allen 2005; Nitz 2018), and coherence between observing detectors (Nitz et al. 2017; Davies et al. 2020). The statistical significance of multi-detector candidates is assessed by comparing to empirically estimated background from artificially produced analyses. By construction these cannot contain astrophysical sources as they are produced by time-shifting the data from one or more detectors by a constant greater than the light-travel-time between detectors (Babak et al. 2013; Usman et al. 2016). This technique has been used in many past analyses (Nitz et al. 2019c; Venumadhav et al. 2019b; Abadie et al. 2012; Abbott et al. 2009, 2020c, 2021e). For multi-detector candidates, the estimated background distribution is used to establish the false alarm rate (FAR) of the search as a function of ranking statistic value. Candidates detected in a single detector are instead assessed against off-source observation time. In particular, we use time when both LIGO detectors are observing which allows for confident multi-detector observations to be excised from the background, minimizing potential signal contamination. To limit the effects of non-stationary noise and non-Gaussian noise transients, we further restrict our single-detector analysis to candidates which arise from either the BNS region, focused-BBH with chirp mass  $\mathcal{M} < 60$ , or NSBH with total mass  $M < 50$ . The highest mass templates of each region are the most difficult to distinguish from non-Gaussian transient noise due to their short duration.

The probability of astrophysical origin  $\mathcal{P}_{\text{astro}}$  is calculated using the empirically measured background and comparing to the distribution of observed ranking statistic values produced by a simulated source population as part of a two-component mixture model (Farr et al. 2015b). For the single-detector analysis, the background distribution is extrapolated using the method of (Nitz et al. 2020). This is the same methodology as previously used the 3-OGC analysis. We limit our assignment of  $\mathcal{P}_{\text{astro}}$  to the single-detector analyses using the method of (Nitz et al. 2020) and multi-detector candidates from the focused-BBH region, where the vast majority of observations are found. Due to the uncertain population distribution in other regions, we do not assign a probability of astrophysical origin.

In the 3-OGC analysis, we implicitly assumed a detection-prior that is flat in redshifted chirp-mass (Nitz et al. 2021a) within the focused-BBH region; we make a marginal improvement to this step by averaging the obtained astrophysical probability over this fiducial popu-



lation scenario with the one obtained from the smoothed observed distribution of redshifted chirp-masses of the high confidence observations ( $\text{FAR} < 1$  per 100 yrs). Due to the broad observed distribution in chirp masses, this produces only very modest changes to the estimated astrophysical probability compared to those previously reported in 3-OGC; the primary impact is to mildly increase support for sources with  $\mathcal{M} < \sim 50$  in lieu of higher mass sources. A future improvement for the assessment of marginal candidates would be to include a physical model that can simultaneously fit the population along with the foreground and background distributions.

### 3. OBSERVATIONAL RESULTS

All events identified by our search with a probability of astrophysical origin  $\mathcal{P}_{\text{astro}} > 0.5$  or inverse false alarm rate (IFAR)  $> 100$  years are listed in Table 2. We report 94 events, 90 of which are BBHs, 2 originate from BNS mergers, and 2 are the result of coalescing NSBHs. The table contains information on the observational status of the three different instruments LIGO Hanford, LIGO Livingston, and Virgo, as well as the recovered SNR for the detectors which triggered on the event. Finally, we also provide the Global Positioning System (GPS) times, estimates of the  $\mathcal{P}_{\text{astro}}$  for BBH signals, and the observed IFARs.

Our search finds 7 new BBH signals during O3b which pass our significance criteria and were not reported as marginal or confident observations by previous studies (Abbott et al. 2021e). These events are GW191224.043228, GW200106.134123, GW200129.114245, GW200210.005122, GW200214.223307, GW200305.084739, and GW200318.191337. In addition, 3 previously marginal BBH candidates from the previous 3-OGC catalog (Nitz et al. 2021a) now pass our criteria; this is due to the updated prescription for calculating  $\mathcal{P}_{\text{astro}}$  (see sec 2.3). No new BNS or NSBH were discovered at high confidence.

The most confident new detection is GW200318.191337 with a  $\mathcal{P}_{\text{astro}} = 0.97$ . It is detected in both LIGO Hanford and LIGO Livingston with  $\text{SNR} \leq 6.2$ . GW200318.191337 may be the most distant observed merger with redshift  $z \sim 0.84^{+0.4}_{-0.35}$ . GW200129.114245 is a potential new mass ratio  $\sim 2$  BBH with primary mass  $79.1^{+40.2}_{-37.6} M_{\odot}$ . GW200129.114245 is detected by both LIGO Hanford and LIGO Livingston with  $\text{SNR} \leq 6$  and occurs less than 5 hours after the previous event GW200129.065458.

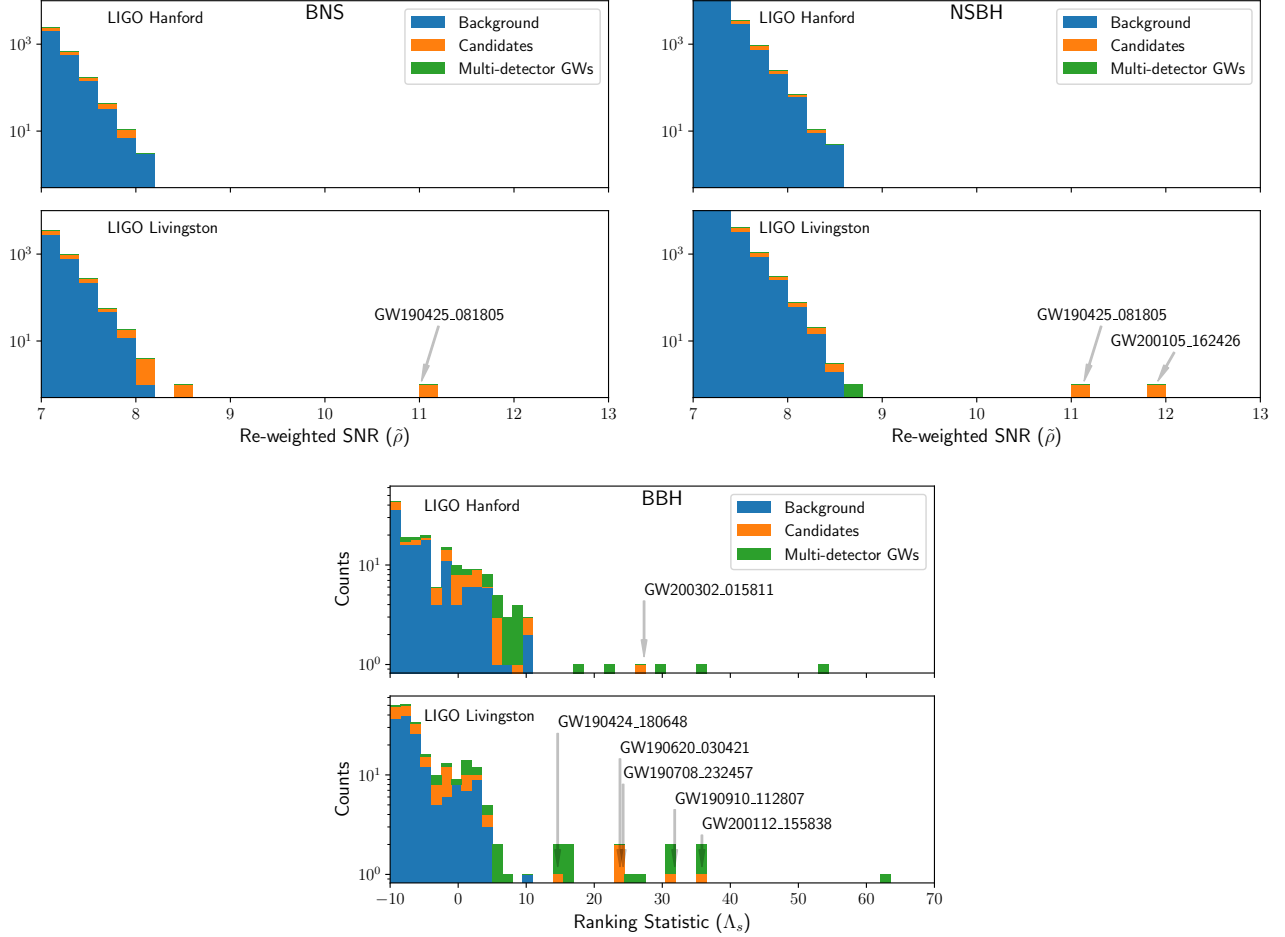
The results of our single-detector analysis is shown in Fig. 3 for BNS, BBH, and now NSBH sources. There have now been 8 mergers detected in a single detec-

tor: 6 BBHs, 1 BNS, 1 NSBH. The previously reported NSBH merger GW200105.162426 (Abbott et al. 2021b) is found as a near threshold detection in our analysis. It was observed only in LIGO Livingston with a SNR of 13.3. LIGO Hanford was not observing at the time. It has  $\mathcal{P}_{\text{astro}} \sim 0.5$ , similar to GW190425, due to its wide separation from the background distribution. The assumed merger rate for similar NSBH sources is determined by the inclusion of GW200115 whose single-detector LIGO Hanford trigger had a ranking statistic marginally larger than all collected single-detector background.

We present 30 marginal sub-threshold events following the criterion  $\mathcal{P}_{\text{astro}} > 0.2$  or IFAR  $> 0.5$  years in Table 3. The majority of these are consistent with BBH mergers except for 170722.065503 and 191219.163120 which are consistent with a BNS and a NSBH merger, respectively. In total 12 marginal candidates were previously reported in our most recent 3-OGC catalog; these are 151011.192749, 170425.055334, 170704.202003, 190426.053949, 190509.004120, 190530.030659, 190630.135302, 190704.104834, 190707.071722, 190808.230535 and 190821.050019. The remainder of our sub-threshold candidates are included in the corresponding data release (Nitz & Kumar 2021).

We visually inspect spectrograms of the data around each marginal event to check for non-stationary behavior or an excess of non-Gaussian transient noise which could adversely affect the identified candidate. We observed excess power consistent with a blip glitch (Cabero et al. 2019) in several cases at off-source times. In a few other events we observe slight deviations in power from the expected stationary Gaussian noise in the frequency range 60-110 Hz, e.g. in the Hanford data a few seconds before the time of events (e.g. 200102.095606 or 200310.090144). Further investigation would be required to determine if potential candidates could be adversely affected in these cases.

Our results are otherwise broadly consistent with those of the recently published GWTC-3 catalog (Abbott et al. 2021e). There are eight events reported in GWTC-3 which do not pass our candidate threshold. These are GW191103.012549, GW191113.071753, GW191219.163120, GW200208.222617, GW200210.092254, GW200220.061928, GW200220.124850, and GW200322.091133. Both potential new NSBH candidates GW191219.163120 and GW200210.092254 from GWTC-3 are not assigned high confidence by our search. GW191219.163120 and GW200220.124850 are detected as near threshold triggers with a  $\mathcal{P}_{\text{astro}} > 0.2$  or IFAR  $> 0.5$  years. All other events are assigned a lower significance. We expect these small differences in the



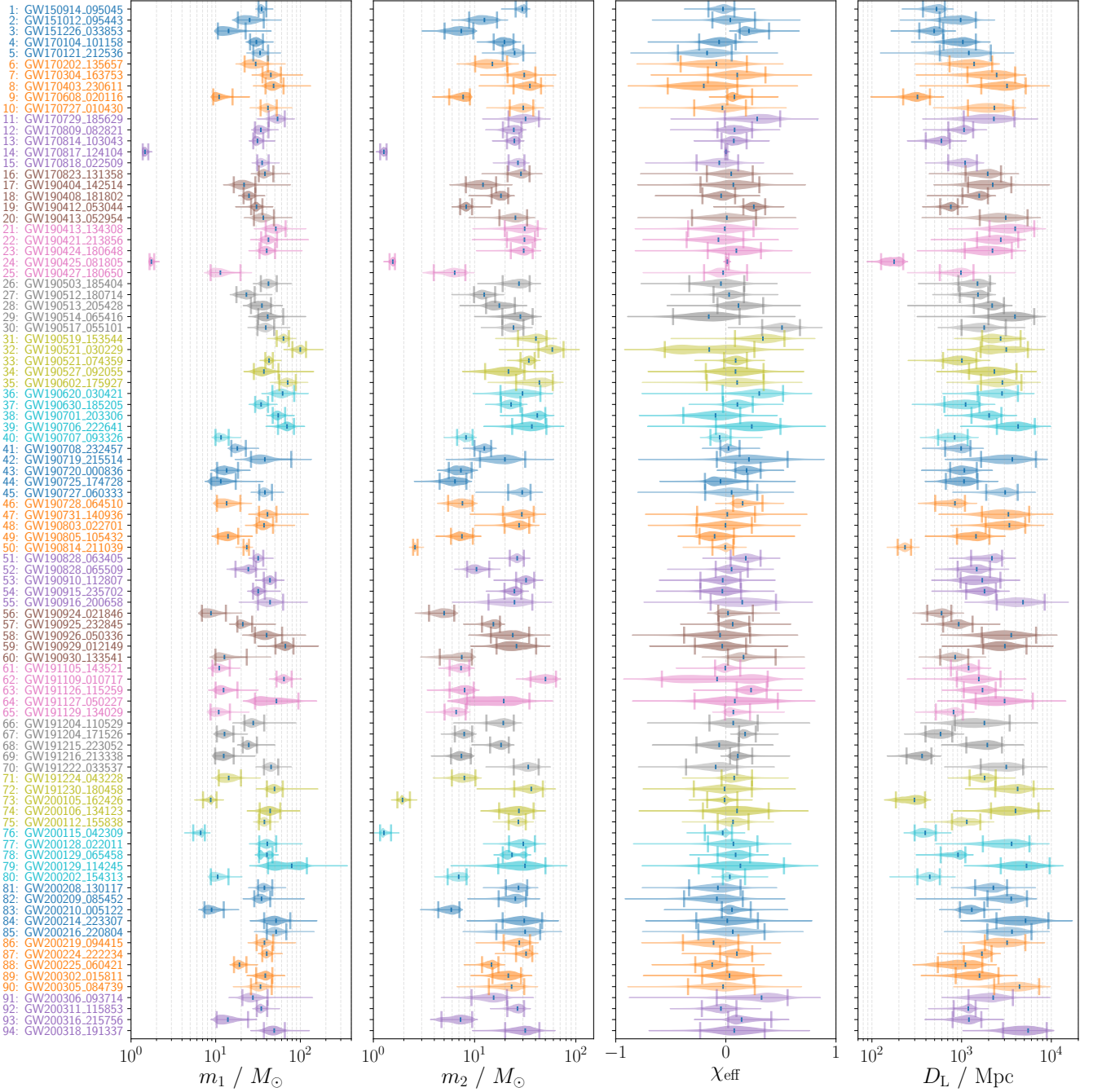
**Figure 3.** The stacked distributions of single-detector triggered candidates observed during O3 when a single LIGO observatory was operating (orange), our selected background (blue), and for comparison the distribution of gravitational-wave mergers observed by the multi-detector analysis (green) as a function of the ranking statistic. Results from the BNS (left), NSBH (right), and BBH (bottom) analyses are shown. The method of Nitz et al. (2020) is used to extrapolate the background distribution and estimate the probability of astrophysical origin. The BBH analysis uses the statistic  $\lambda_s$  (Nitz et al. 2020) while the others use a re-weighted SNR statistic (Babak et al. 2013; Nitz et al. 2019c). GW190425 appears in both the BNS and NSBH analysis as candidates were produced from both regions.

population of near-threshold events are consistent with differing analysis choices. We note that our candidate threshold is marginally more conservative; GWTC-3 includes candidates with  $\mathcal{P}_{\text{astro}} > 0.5$  in any of several analyses (Abbott et al. 2021e).

### 3.1. Binary Source Parameters

In order to infer the properties of the observed compact-binary mergers, we use PyCBC inference (Bierwer et al. 2019) to perform Bayesian parameter estimation with the standard likelihood assuming the detector noise to be stationary, Gaussian and uncorrelated between the detectors. The parameter estimation results for a total of 94 events are summarized in Fig. 4 and Table. 4.

For estimating the source parameters of the BBHs, we use IMRPhenomXPHM (Pratten et al. 2020; LALSuite 2020), which models precessing binaries and includes higher-order modes. For the two NSBH observations, we use the IMRPhenomNSBH (Thompson et al. 2020) waveform that models a non-precessing NSBH with the neutron star mass,  $m_{\text{NS}} \leq 3M_{\odot}$ , tidal deformability  $\Lambda \in [0, 5000]$  and the mass ratio no higher than 100 (LALSuite 2020). For the BNS mergers, we use the IMRPhenomD\_NRTidal waveform model (Khan et al. 2016a; Husa et al. 2016b; Dietrich et al. 2017, 2019; LALSuite 2020). This model includes the two tidal deformabilities,  $\Lambda_1$  and  $\Lambda_2$  of the two components, which characterize the neutron star equation-of-state. A dynamical nested sampler *dynesty* (Speagle 2020) is used to sample over the intrinsic parameters mass  $m_{1,2}$ , spin



**Figure 4.** The marginalized distributions for component masses  $m_1$ ,  $m_2$ , the effective spin  $\chi_{\text{eff}}$  and the luminosity distance  $D_L$  for all events that pass our detection criteria in 4-OGC. The median value, the 5th and 95th quantile values are marked with a bar, respectively. Different colors are used to aid associating each event with its posterior estimates.

$\vec{s}_{1,2}$  (in the case of BNS, also tidal deformabilities  $\Lambda_{1,2}$ , in the case of NSBH, we include the NS tidal deformability  $\Lambda_2$ ), and extrinsic parameters luminosity distance  $d_L$ , inclination angle  $\iota$ , polarization angle  $\Psi$ , right ascension  $\alpha$ , declination  $\delta$ , coalescence time  $t_c$ , and phase  $\phi_c$ . For BBH sources, the likelihood is marginalized over numerically over  $\Psi$ , while for BNS and NSBH sources, it is analytically marginalized over  $\phi_c$ .

We also take into account the effect of calibration uncertainties in amplitude and frequency on the parameter estimation of each event. We use the calibration uncertainty envelopes obtained from the GWOSC for previously known mergers (Vallisneri et al. 2015). For the new BBH events, we use the calibration uncertainty envelope from the nearest available time, assuming the calibration envelopes do not change rapidly. The

calibration errors in amplitude and phase of the data in each detector are described by frequency-dependent splines (Farr et al. 2015a) whose parameters are directly sampled over in our analysis. We find that the estimation of intrinsic parameters is not significantly affected by the calibration uncertainties.

The priors for the intrinsic and extrinsic parameters, the power spectral density (PSD) estimation methods as well as the sampler settings are broadly consistent with those used in the 3-OGC analysis (Nitz et al. 2021a). For the BBH events, uniform priors on source-frame component masses and merger time are used. For the spins, we use uniform priors for the magnitude of the spin and isotropic for the orientation. The distance prior is assumed to be uniform in comoving volume assuming a flat  $\Lambda$ CDM cosmological model (Ade et al. 2015). For the rest of the extrinsic parameters, we consider an isotropic prior distribution in the sky localization and binary orientation.

For the two NSBH systems, the prior on the tidal deformability of the neutron star is considered to be uniform in the range  $[0, 5000]$ . Other prior distributions are the same as BBH events except that the NS spin magnitude is uniform in  $[0, 0.05]$  and the BH is uniform in  $[0, 0.5]$ . This latter range is chosen based on the parameter space where the waveform model is valid (Thompson et al. 2020; Abbott et al. 2021b).

In the case of BNS mergers, we use the same prior distributions for the component masses, comoving volume, merger time, and orientation, as used in estimating the BBH parameters. However, for GW170817\_124104 we fix the sky location to that from the observed electromagnetic counterpart,  $\alpha = 3.446$  and  $\delta = -0.408$  (Abbott et al. 2017b). The spin magnitudes for the two components are uniform in the range  $[0, 0.05]$ . We also vary the tidal deformability parameters of the NS components,  $\Lambda_1$  and  $\Lambda_2$  independently in the range  $[0, 5000]$ .

### 3.2. Binary Black Holes

A total of 90 BBH mergers have now been observed which pass our significance threshold. The growing population will eventually enable distinguishing possible formation channels and the potential contribution from each (Talbot & Thrane 2018; Abbott et al. 2019b; Roulet et al. 2020; Abbott et al. 2020g, 2021f). Notable features expected of the BBH population were the lower (Gupta et al. 2020; Zevin et al. 2020) and upper (Fishbach & Holz 2020; Edelman et al. 2021) mass gaps, the former is an observational expectation from X-ray binaries (Farr et al. 2011; Özel et al. 2010; Bailyn et al. 1998), while the latter is expected due to pair-instability supernovae (Woosley 2017; Marchant et al.

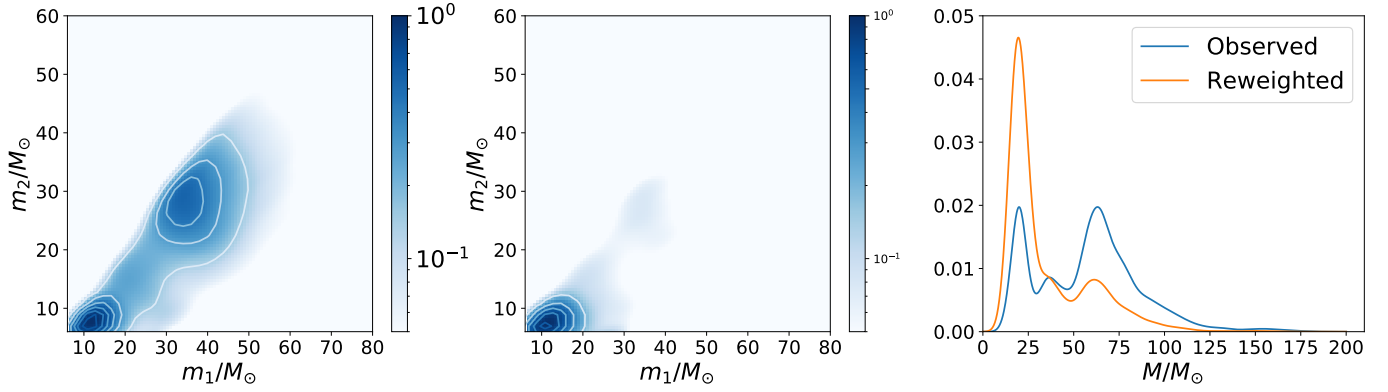
2019; Stevenson et al. 2019; van Son et al. 2020). Several events have components plausibly within the lower mass gap, notably GW190427\_180650, GW190725\_174728, GW190924\_021846, GW190930\_133541, GW200210\_005122 and GW200316\_215756 have posterior support for the secondary mass below  $5 M_\odot$ . GW190814, however, has secondary mass well constrained to be within this region with secondary mass  $2.6^{+0.2}_{-0.1} M_\odot$ . The upper mass gap is expected to occur at  $\sim 50$ - $120 M_\odot$  (Yoshida et al. 2016; Woosley 2017; Belczynski et al. 2016; Marchant et al. 2019; Woosley 2019; Stevenson et al. 2019; van Son et al. 2020). Several detections, including GW190521 (Abbott et al. 2020d), have primary masses within this range. One explanation is that these may be second-generation mergers (Rodriguez et al. 2019; Kimball et al. 2020; Gerosa & Fishbach 2021). Other exceptional observations include the high-mass-ratio GW190814 merger ( $q \sim 9$ ); several proposals exist to explain its formation (Clesse & Garcia-Bellido 2020; Olejak et al. 2020; Lu et al. 2020; Carr et al. 2021; Liu & Lai 2021).

The observed distribution of source parameters (e.g. masses and spins) and redshift distribution from a large catalog of compact-binary mergers can be used to constrain the population models that predict intrinsic source distribution as well as the rate of mergers (Abbott et al. 2019b, 2020h, 2021f; Roulet et al. 2021; Zhu et al. 2021a). In figure 5, we show the distribution of component masses obtained from stacking all the posteriors marginalized over all other parameters, with and without taking into account the zeroth order selection effect that arises due to the loudness of the signal as a function of source parameters. To infer the source population, we use the same method as in the 3-OGC analysis Nitz & Capano (2021). We combine the posterior samples from each event to obtain large mass samples. We assume the same priors that we used in the parameter estimation. To account for the loudness of the signal, we estimate the comoving volume corresponding to the “horizon distance” of a posterior sample and reassign each sample a weight proportional to the inverse of the comoving volume. The horizon distance is defined as the maximum distance an optimally oriented source can be detected.

### 3.3. Neutron Star Binaries and Neutron Star Black Hole Binaries

GW170817\_124104 (Abbott et al. 2017a) and GW190425\_081805 (Abbott et al. 2020a) remain the only confidently observed mergers with BNS-compatible masses. GW170817\_124104 is observed in both the LIGO Hanford and Livingston data with a joint SNR  $\sim 33$ . This remains the only BNS observation with un-





**Figure 5.** Distribution of the source-frame component masses of the BBH population obtained from combining posteriors from all the confident BBH events in the 4-OGC analysis. We show the observed component mass distribution (left), component mass distribution corrected for the basic selection effect (middle), and the one-dimensional marginals of the total mass distribution: observed as well as corrected for selection effects (right). To correct for selection effects, we assume a constant detection threshold and correct the distribution for signal loudness varying with component masses.

ambiguous electromagnetic counterparts (Abbott et al. 2017b,a). In addition to the  $\gamma$ -ray burst (GRB 170817A) (Goldstein et al. 2017; Savchenko et al. 2017; Abbott et al. 2017d), the successful electromagnetic follow-up campaign that identified the associated electromagnetic transient near the galaxy NGC 4993 (Abbott et al. 2017b), supports the interpretation of this event as a neutron star merger. GW190425\_081805 is observed only in the LIGO Livingston data with SNR  $\sim 11.9$ . However, the long duration of the signal increases the power of signal consistency tests (Usman et al. 2016); given the distinct separation from the measured background distribution, we consider this a firm detection. Its masses  $1.7^{+0.1}_{-0.1} M_{\odot}$  and  $1.6^{+0.1}_{-0.1} M_{\odot}$  (assuming spin magnitude  $< 0.05$ ) are consistent with interpreting both components as neutron stars. The primary mass is less than the heaviest observed neutron star  $\sim 2.2 M_{\odot}$  (Cromartie et al. 2019), however, galactic BNS observations typically have lower mass (zel & Freire 2016). If light black holes in these masses are produced in abundance and form binaries, then we cannot necessarily rule out this explanation from gravitational-wave observation alone.

We observe two events GW200105.162426 and GW200115.042309 with masses consistent with an NSBH system. GW200105.162426 is observed only in LIGO Livingston data with an SNR  $\sim 13.3$ . Whereas GW200115.042309 is observed in both Livingston and Hanford data with IFAR  $> 100$  yr. We are unable to constrain the tidal deformability of the secondary component, which is consistent with previous results (Abbott et al. 2021b; Zhu et al. 2021b).

#### 4. DATA RELEASE

The compilation of supplementary materials is available at <https://github.com/gwastro/4-ogc> (Nitz & Kumar 2021). To aid in follow-up analyses, the data release contains both the gravitational wave events included in this paper and also the detailed set of sub-threshold BNS, NSBH, and BBH candidates. Auxiliary information such as the parameters of an associated waveform template, ranking statistics, false alarm rate, estimated  $\mathcal{P}_{\text{astro}}$ , results of signal consistency tests, etc. are included where possible. The data release also contains the posterior samples from our parameter estimate for each significant candidate. Finally, the configuration files needed to reproduce both the overall search and individual source parameter estimates are provided.

#### 5. CONCLUSIONS

4-OGC is a comprehensive catalog of gravitational-wave observations from BNS, NSBH, and BBH mergers covering the 2015-2020 time period. The 94 mergers included in the 4-OGC catalog represent the largest collection to date. These include 90 BBHs, 2 BNS, and 2 NSBH mergers. 7 new BBHs during O3b have been reported here that pass our significance threshold. The release of our catalog can help enable deeper investigations of gravitational wave candidates, for instance, to look for deviations from general relativity, study formation channels of compact-binary mergers, and correlate results with other archival observations.

It is expected that future catalogs may contain hundreds of sources after the ongoing upgrades are completed. The next observing run is scheduled to begin operation at the end of 2022 (Abbott et al. 2020b). The importance of gravitational-wave catalogs will only grow

as gravitational-wave astronomy matures and focus is able to shift to understanding increasingly detailed population features.

## ACKNOWLEDGMENTS

We are grateful to the computing team from AEI Hannover for their significant technical support. This research has made use of data from the Gravitational Wave Open Science Center (<https://www.gwopenscience.org>), a service of LIGO Laboratory, the LIGO Scientific Collaboration and the Virgo Collaboration. LIGO is funded by the U.S. National Science Foundation. Virgo is funded by the French Centre National de Recherche Scientifique (CNRS), the Italian Istituto Nazionale della Fisica Nucleare (INFN) and the Dutch Nikhef, with contributions by Polish and Hungarian institutes.

**Table 2.** Shown are the gravitational-wave observations from the full search on data from O1-O3 with  $\mathcal{P}_{\text{astro}} > 0.5$  or IFAR  $> 100$  years sorted by observation time. We list the GPS time for each event alongside information on the observational status of the three observatories LIGO Hanford (H), LIGO Livingston (L), and Virgo (V). We also list the detectors for which our search triggered and the corresponding recovered SNRs ( $\rho$ ). For some events, where multiple detectors are operational, the search does not trigger for all observatories. This is caused by requiring consistency of the triggers between detectors and triggers in individual detectors needing to exceed the SNR threshold. For multi-detector events we provide the IFAR at the associated ranking statistic for the event. The probability of astrophysical origin is estimated for all events detected by the focused BBH search and from the single-detector analyses. Events reported here for the first time are marked by bold font.

	Event	GPS Time	Observing	Triggered	$\mathcal{P}_{\text{astro}}$	IFAR [yr]	$\rho_H$	$\rho_L$	$\rho_V$
1	GW150914.095045	1126259462.43	HL	HL	1.00	$> 100$	19.9	13.0	-
2	GW151012.095443	1128678900.45	HL	HL	1.00	$> 100$	6.9	6.6	-
3	GW151226.033853	1135136350.65	HL	HL	1.00	$> 100$	10.5	7.4	-
4	GW170104.101158	1167559936.60	HL	HL	1.00	$> 100$	8.9	9.6	-
5	GW170121.212536	1169069154.58	HL	HL	1.00	16	5.2	8.9	-
6	GW170202.135657	1170079035.73	HL	HL	0.86	0.50	5.4	6.2	-
7	GW170304.163753	1172680691.37	HL	HL	0.74	0.25	4.6	7.0	-
8	GW170403.230611	1175295989.23	HL	HL	0.72	0.25	5.2	5.5	-
9	GW170608.020116	1180922494.49	HL	HL	1.00	$> 100$	12.4	9.0	-
10	GW170727.010430	1185152688.03	HL	HL	1.00	71	4.7	7.5	-
11	GW170729.185629	1185389807.32	HL	HL	1.00	28	7.5	6.9	-
12	GW170809.082821	1186302519.75	HLV	HL	1.00	$> 100$	6.7	10.7	-
13	GW170814.103043	1186741861.53	HLV	HL	1.00	$> 100$	9.2	13.7	-
14	GW170817.124104	1187008882.45	HLV	HL	-	$> 100$	18.3	25.5	-
15	GW170818.022509	1187058327.08	HLV	HL	1.00	5.26	4.5	9.6	-
16	GW170823.131358	1187529256.52	HL	HL	1.00	$> 100$	6.6	9.1	-
17	GW190404.142514	1238423132.99	HL	HL	0.50	0.02	5.1	5.9	-
18	GW190408.181802	1238782700.28	HLV	HL	1.00	$> 100$	9.2	10.3	-
19	GW190412.053044	1239082262.17	HLV	HL	1.00	$> 100$	8.2	14.9	-
20	GW190413.052954	1239168612.50	HLV	HL	1.00	1.45	5.2	6.7	-
21	GW190413.134308	1239198206.74	HLV	HL	1.00	6.39	5.4	7.8	-
22	GW190421.213856	1239917954.25	HL	HL	1.00	$> 100$	7.9	6.3	-
23	GW190424.180648	1240164426.14	L	L	0.53	-	-	9.9	-
24	GW190425.081805	1240215503.02	LV	L	0.50	-	-	11.9	-
25	GW190427.180650	1240423628.68	HLV	HL	0.53	0.02	5.8	6.8	-
26	GW190503.185404	1240944862.29	HLV	HL	1.00	$> 100$	9.1	7.6	-
27	GW190512.180714	1241719652.42	HLV	HL	1.00	$> 100$	5.9	10.8	-

**Table 2.** (Continued) Shown are the gravitational-wave observations from the full search on data from O1-O3 with  $\mathcal{P}_{\text{astro}} > 0.5$  or IFAR  $> 100$  years sorted by observation time. We list the GPS time for each event alongside information on the observational status of the three observatories LIGO Hanford (H), LIGO Livingston (L), and Virgo (V). We also list the detectors for which our search triggered and the corresponding recovered SNRs ( $\rho$ ). For some events, where multiple detectors are operational, the search does not trigger for all observatories. This is caused by requiring consistency of the triggers between detectors and triggers in individual detectors needing to exceed the SNR threshold. For multi-detector events we provide the IFAR at the associated ranking statistic for the event. The probability of astrophysical origin is estimated for all events detected by the focused BBH search and from the single-detector analyses. Events reported here for the first time are marked by bold font.

	Event	GPS Time	Observing	Triggered	$\mathcal{P}_{\text{astro}}$	IFAR [yr]	$\rho_H$	$\rho_L$	$\rho_V$
28	GW190513.205428	1241816086.74	HLV	HLV	1.00	$> 100$	8.8	7.7	4.0
29	GW190514.065416	1241852074.85	HL	HL	0.82	0.19	6.1	5.3	-
30	GW190517.055101	1242107479.83	HLV	HL	1.00	66	6.8	7.9	-
31	GW190519.153544	1242315362.38	HLV	HL	1.00	$> 100$	7.8	9.3	-
32	GW190521.030229	1242442967.44	HLV	HL	1.00	$> 100$	8.4	12.0	-
33	GW190521.074359	1242459857.47	HL	HL	1.00	$> 100$	12.1	21.0	-
34	GW190527.092055	1242984073.79	HL	HL	0.94	0.37	5.0	7.0	-
35	GW190602.175927	1243533585.10	HLV	HL	1.00	$> 100$	6.2	10.8	-
36	GW190620.030421	1245035079.31	LV	L	0.73	-	-	11.2	-
37	GW190630.185205	1245955943.18	LV	LV	1.00	0.18	-	14.7	4.0
38	GW190701.203306	1246048404.58	HLV	HLV	1.00	0.13	6.0	8.9	5.7
39	GW190706.222641	1246487219.33	HLV	HL	1.00	$> 100$	9.4	8.6	-
40	GW190707.093326	1246527224.17	HL	HL	1.00	$> 100$	7.9	9.6	-
41	GW190708.232457	1246663515.38	LV	L	0.73	-	-	12.6	-
42	GW190719.215514	1247608532.92	HL	HL	0.92	0.25	5.6	5.7	-
43	GW190720.000836	1247616534.71	HLV	HL	1.00	$> 100$	6.8	7.7	-
44	GW190725.174728	1248112066.46	HLV	HL	0.96	0.41	5.4	7.3	-
45	GW190727.060333	1248242631.98	HLV	HL	1.00	$> 100$	7.9	8.1	-
46	GW190728.064510	1248331528.53	HLV	HL	1.00	$> 100$	7.5	10.6	-
47	GW190731.140936	1248617394.64	HL	HL	0.92	0.43	5.2	6.0	-
48	GW190803.022701	1248834439.88	HLV	HL	1.00	2.40	5.6	6.7	-
49	GW190805.105432	1249037690.78	HL	HL	0.51	0.02	4.8	6.5	-
50	GW190814.211039	1249852257.01	HLV	HL	-	$> 100$	11.0	21.1	-
51	GW190828.063405	1251009263.76	HLV	HL	1.00	$> 100$	10.3	11.2	-
52	GW190828.065509	1251010527.89	HLV	HL	1.00	$> 100$	7.3	7.4	-
53	GW190910.112807	1252150105.32	LV	L	0.77	-	-	13.4	-
54	GW190915.235702	1252627040.70	HLV	HL	1.00	$> 100$	9.0	8.6	-
55	GW190916.200658	1252699636.90	HLV	HL	0.90	0.22	4.9	5.9	-
56	GW190924.021846	1253326744.84	HLV	HL	1.00	$> 100$	6.7	10.8	-
57	GW190925.232845	1253489343.12	HV	HV	1.00	$> 100$	8.2	-	5.4
58	GW190926.050336	1253509434.07	HLV	HL	0.92	0.27	5.4	5.6	-
59	GW190929.012149	1253755327.50	HLV	HL	0.99	3.08	5.8	7.4	-
60	GW190930.133541	1253885759.24	HL	HL	1.00	$> 100$	6.7	7.4	-
61	GW191105.143521	1256999739.93	HLV	HL	1.00	$> 100$	6.0	7.7	-
62	GW191109.010717	1257296855.21	HL	HL	1.00	$> 100$	9.5	13.0	-
63	GW191126.115259	1258804397.63	HL	HL	1.00	4.86	5.8	6.7	-
64	GW191127.050227	1258866165.55	HLV	HL	0.99	0.15	5.4	6.4	-
65	GW191129.134029	1259070047.18	HL	HL	1.00	$> 100$	6.9	8.0	-
66	GW191204.110529	1259492747.54	HL	HL	0.99	1.59	5.0	7.7	-
67	GW191204.171526	1259514944.09	HL	HL	1.00	$> 100$	9.2	13.3	-
68	GW191215.223052	1260484270.33	HLV	HL	1.00	$> 100$	7.4	7.8	-
69	GW191216.213338	1260567236.48	HV	HV	1.00	55	17.5	-	5.5

**Table 2.** (Continued) Shown are the gravitational-wave observations from the full search on data from O1-O3 with  $\mathcal{P}_{\text{astro}} > 0.5$  or IFAR  $> 100$  years sorted by observation time. We list the GPS time for each event alongside information on the observational status of the three observatories LIGO Hanford (H), LIGO Livingston (L), and Virgo (V). We also list the detectors for which our search triggered and the corresponding recovered SNRs ( $\rho$ ). For some events, where multiple detectors are operational, the search does not trigger for all observatories. This is caused by requiring consistency of the triggers between detectors and triggers in individual detectors needing to exceed the SNR threshold. For multi-detector events we provide the IFAR at the associated ranking statistic for the event. The probability of astrophysical origin is estimated for all events detected by the focused BBH search and from the single-detector analyses. Events reported here for the first time are marked by bold font.

	Event	GPS Time	Observing	Triggered	$\mathcal{P}_{\text{astro}}$	IFAR [yr]	$\rho_H$	$\rho_L$	$\rho_V$
70	GW191222.033537	1261020955.12	HL	HL	1.00	$> 100$	8.6	8.2	-
71	<b>GW191224.043228</b>	1261197166.15	HLV	HL	0.87	0.13	5.0	6.8	-
72	GW191230.180458	1261764316.40	HLV	HL	1.00	$> 100$	7.5	6.7	-
73	GW200105.162426	1262276684.06	LV	L	0.50	-	-	13.3	-
74	<b>GW200106.134123</b>	1262353301.93	HLV	HL	0.69	0.06	5.2	5.2	-
75	GW200112.155838	1262879936.09	LV	L	0.78	-	-	18.6	-
76	GW200115.042309	1263097407.74	HLV	HL	-	$> 100$	6.5	8.5	-
77	GW200128.022011	1264213229.90	HL	HL	1.00	$> 100$	7.0	7.0	-
78	GW200129.065458	1264316116.42	HLV	HV	1.00	$> 100$	14.6	-	7.0
79	<b>GW200129.114245</b>	1264333383.11	HLV	HL	0.53	0.04	5.1	6.0	-
80	GW200202.154313	1264693411.56	HLV	HL	1.00	6.05	5.1	9.6	-
81	GW200208.130117	1265202095.95	HLV	HLV	1.00	$> 100$	6.8	6.9	4.5
82	GW200209.085452	1265273710.17	HLV	HL	0.99	1.10	7.1	5.9	-
83	<b>GW200210.005122</b>	1265331100.74	HLV	HL	0.74	0.04	5.4	6.3	-
84	<b>GW200214.223307</b>	1265754805.00	HLV	HL	0.72	0.08	5.2	5.2	-
85	GW200216.220804	1265926102.89	HLV	HL	0.78	0.09	6.6	5.6	-
86	GW200219.094415	1266140673.20	HLV	HL	1.00	22	5.7	8.0	-
87	GW200224.222234	1266618172.40	HLV	HL	1.00	$> 100$	12.6	13.0	-
88	GW200225.060421	1266645879.40	HL	HL	1.00	$> 100$	9.6	7.8	-
89	GW200302.015811	1267149509.52	HV	H	0.66	-	10.5	-	-
90	<b>GW200305.084739</b>	1267433277.08	HLV	HL	0.59	0.02	4.5	6.1	-
91	GW200306.093714	1267522652.12	HL	HL	0.51	0.02	5.5	5.9	-
92	GW200311.115853	1267963151.39	HLV	HLV	1.00	$> 100$	12.0	9.9	6.7
93	GW200316.215756	1268431094.16	HLV	HL	1.00	22	5.4	7.8	-
94	<b>GW200318.191337</b>	1268594035.14	HLV	HL	0.97	0.50	4.8	6.2	-

**Table 3.** The selection of sub-threshold candidates with  $\mathcal{P}_{\text{astro}} > 0.2$  or IFAR  $> 0.5$  from the full search of O1-O3 data. Candidates are sorted by the observation time. The complete set of sub-threshold candidate is available in the data release and includes a selection of full parameter estimates. Here we show the detector-frame (redshifted) parameters of the template which triggered on the candidate, along with the reported SNRs ( $\rho$ ) from each detector.

	Event	GPS Time	Observing	Triggered	$\mathcal{P}_{\text{astro}}$	IFAR	$\rho_H$	$\rho_L$	$\rho_V$	$m_{1,\text{det}}/M_\odot$	$m_{2,\text{det}}/M_\odot$	$\chi_{\text{eff}}$
1	151011.192749	1128626886.60	HL	HL	0.24	0.02	4.7	6.8	-	33.5	65.6	0.1
2	170425.055334	1177134832.19	HL	HL	0.37	0.07	5.3	5.8	-	46.1	65.0	0.1
3	170623.234223	1182296561.37	HL	HL	0.23	0.02	5.5	5.8	-	18.2	14.4	0.1
4	170704.202003	1183234821.62	HL	HL	0.43	0.05	5.1	6.5	-	10.0	13.2	-0.0
5	170722.065503	1184741721.32	HL	HL	-	0.89	5.0	7.3	-	1.7	1.3	-0.0
6	190424.081138	1240128716.76	HLV	HL	0.25	0.01	5.1	5.5	-	28.4	35.1	0.0
7	190426.053949	1240292407.21	HLV	HL	0.40	0.01	5.2	6.1	-	20.7	20.0	0.2
8	190509.004120	1241397698.79	HLV	HL	0.37	0.01	4.7	6.2	-	30.1	28.2	-0.0
9	190519.231324	1242342822.07	HLV	HL	0.26	0.01	5.6	5.9	-	6.6	8.7	-0.0
10	190530.030659	1243220837.97	HLV	HL	0.44	0.01	5.2	5.8	-	26.3	45.4	0.2



**Table 3.** (Continued) The selection of sub-threshold candidates with  $\mathcal{P}_{\text{astro}} > 0.2$  or IFAR  $> 0.5$  from the full search of O1-O3 data. Candidates are sorted by the observation time. The complete set of sub-threshold candidate is available in the data release and includes a selection of full parameter estimates. Here we show the detector-frame (redshifted) parameters of the template which triggered on the candidate, along with the reported SNRs ( $\rho$ ) from each detector.

11	190630_135302	1245938000.49	HL	HL	0.26	0.01	5.1	5.8	-	32.6	19.2	0.0
12	190704_104834	1246272532.92	HLV	HL	0.27	0.01	7.0	5.5	-	5.0	5.4	0.1
13	190707_071722	1246519060.10	HLV	HL	0.32	0.01	6.0	5.7	-	10.7	14.1	0.0
14	190731_105943	1248606001.71	HLV	HV	0.29	0.01	6.4	-	5.2	39.1	37.6	-0.0
15	190808_230535	1249340753.59	HLV	HL	0.41	0.01	5.0	6.5	-	13.6	13.6	0.2
16	190821_050019	1250398837.88	HLV	HL	0.31	0.01	5.2	5.6	-	26.8	17.0	-0.1
17	191102_232120	1256772098.02	HLV	HL	0.22	0.01	4.9	5.9	-	32.0	23.1	-0.0
18	191116_022801	1257906499.42	HLV	HL	0.22	0.00	5.2	6.4	-	12.2	7.5	0.2
19	191122_214924	1258494582.97	HLV	HL	0.24	0.01	4.2	7.3	-	59.0	106.7	0.2
20	191201_054144	1259214122.47	HV	HV	-	0.66	7.1	-	5.8	3.0	9.0	-0.4
21	191208_080334	1259827432.84	HLV	HL	0.23	0.01	6.0	4.8	-	26.7	50.1	-0.1
22	191219_163120	1260808298.45	HLV	HL	-	0.31	5.0	7.4	-	1.7	22.7	-0.5
23	200102_095606	1261994184.05	HLV	HV	-	0.47	8.9	-	4.1	123.3	77.2	0.2
24	200116_082400	1263198258.97	HLV	HL	0.21	0.01	4.9	5.8	-	20.7	16.7	-0.1
25	200122_161511	1263744929.34	HL	HL	0.27	0.01	5.7	5.7	-	6.6	13.1	0.0
26	200205_141704	1264947442.84	HL	HL	0.23	0.01	5.5	5.9	-	10.3	11.1	0.2
27	200220_124850	1266238148.15	HL	HL	0.43	0.03	6.0	5.3	-	49.4	65.7	-0.1
28	200301_211019	1267132237.66	HL	HL	0.43	0.02	5.5	5.9	-	31.8	17.8	-0.0
29	200304_182240	1267381378.62	HL	HL	0.28	0.01	4.6	5.7	-	44.3	28.4	-0.1
30	200310_090144	1267866122.76	HL	HL	0.43	0.02	5.2	6.1	-	11.9	6.1	0.0

**Table 4.** We report the Bayesian parameter estimates for all 94 detections from O1-O3 scientific runs and mark the ones reported here for the first time in bold. The various columns report median and 90% credible intervals for the source-frame component mass  $m_1$  and  $m_2$ , chirp mass  $\mathcal{M}$ , mass ratio  $q$ , effective spin  $\chi_{\text{eff}}$ , luminosity distance  $D_L$ , redshift  $z$ , and remnant mass and spin  $M_f$  and  $\chi_f$ , respectively. The SNR is computed from the maximum likelihood for BBH events and the maximum likelihood analytically marginalized over the phase for NSBH or BNS events. The quoted results for BBH, BNS and NSBH events are computed using IMRPhenomXPHM, IMRPhenomD.NRTidal, and IMRPhenomNSBH waveform models, respectively.

	Event	$m_1/M_\odot$	$m_2/M_\odot$	$\mathcal{M}/M_\odot$	$q$	$\chi_{\text{eff}}$	$D_L/\text{Mpc}$	$z$	$M_f/M_\odot$	$\chi_f$	SNR
1	GW150914.095045	$34.9^{+4.7}_{-2.9}$	$29.7^{+2.8}_{-4.2}$	$27.9^{+1.4}_{-1.3}$	$1.2^{+0.4}_{-0.2}$	$-0.03^{+0.1}_{-0.13}$	$525^{+124}_{-154}$	$0.11^{+0.02}_{-0.03}$	$61.6^{+2.9}_{-2.6}$	$0.69^{+0.05}_{-0.04}$	24.0
2	GW151012.095443	$25.2^{+11.8}_{-6.9}$	$12.5^{+4.1}_{-3.7}$	$15.1^{+1.3}_{-1.0}$	$2.0^{+2.1}_{-0.9}$	$0.04^{+0.22}_{-0.16}$	$976^{+464}_{-406}$	$0.19^{+0.08}_{-0.08}$	$36.4^{+8.5}_{-4.2}$	$0.65^{+0.09}_{-0.09}$	10.2
3	GW151226.033853	$14.2^{+8.4}_{-3.6}$	$7.4^{+2.3}_{-2.3}$	$8.8^{+0.2}_{-0.2}$	$1.9^{+2.5}_{-0.8}$	$0.21^{+0.18}_{-0.08}$	$494^{+129}_{-157}$	$0.1^{+0.02}_{-0.03}$	$20.6^{+6.3}_{-1.5}$	$0.75^{+0.1}_{-0.04}$	13.5
4	GW170104.101158	$30.2^{+5.9}_{-4.7}$	$19.7^{+4.5}_{-4.3}$	$21.1^{+1.8}_{-1.6}$	$1.5^{+0.7}_{-0.5}$	$-0.06^{+0.15}_{-0.18}$	$1032^{+409}_{-404}$	$0.2^{+0.07}_{-0.07}$	$48.0^{+3.7}_{-3.3}$	$0.66^{+0.07}_{-0.09}$	13.8
5	GW170121.212536	$33.4^{+8.2}_{-5.6}$	$24.8^{+5.4}_{-5.9}$	$24.9^{+3.4}_{-3.1}$	$1.3^{+0.7}_{-0.3}$	$-0.17^{+0.22}_{-0.26}$	$1204^{+913}_{-632}$	$0.23^{+0.15}_{-0.11}$	$56.0^{+7.5}_{-6.7}$	$0.64^{+0.09}_{-0.11}$	11.0
6	GW170202.135657	$29.7^{+11.7}_{-7.7}$	$15.0^{+6.0}_{-4.9}$	$17.9^{+2.7}_{-1.9}$	$2.0^{+2.0}_{-0.9}$	$-0.09^{+0.28}_{-0.32}$	$1379^{+811}_{-645}$	$0.26^{+0.13}_{-0.11}$	$43.5^{+8.0}_{-5.5}$	$0.61^{+0.13}_{-0.15}$	9.1
7	GW170304.163753	$44.8^{+14.0}_{-9.1}$	$30.9^{+8.9}_{-9.8}$	$32.0^{+6.2}_{-5.2}$	$1.4^{+1.1}_{-0.4}$	$0.1^{+0.26}_{-0.27}$	$2458^{+1496}_{-1295}$	$0.43^{+0.21}_{-0.21}$	$72.3^{+14.0}_{-10.6}$	$0.73^{+0.1}_{-0.12}$	9.0
8	GW170403.230611	$48.3^{+15.0}_{-9.5}$	$35.2^{+10.1}_{-10.9}$	$35.4^{+7.7}_{-6.0}$	$1.3^{+1.0}_{-0.3}$	$-0.2^{+0.3}_{-0.33}$	$3208^{+1975}_{-1551}$	$0.54^{+0.26}_{-0.23}$	$80.1^{+16.8}_{-12.6}$	$0.62^{+0.12}_{-0.14}$	8.0
9	GW170608.020116	$11.0^{+4.8}_{-1.6}$	$7.7^{+1.3}_{-2.1}$	$8.0^{+0.2}_{-0.2}$	$1.4^{+1.4}_{-0.4}$	$0.08^{+0.16}_{-0.06}$	$322^{+122}_{-99}$	$0.07^{+0.02}_{-0.02}$	$17.9^{+2.8}_{-0.6}$	$0.7^{+0.05}_{-0.04}$	15.4
10	GW170727.010430	$41.5^{+11.1}_{-7.6}$	$30.2^{+7.7}_{-8.0}$	$30.5^{+5.3}_{-4.2}$	$1.3^{+0.8}_{-0.3}$	$-0.03^{+0.21}_{-0.26}$	$2316^{+1433}_{-1141}$	$0.41^{+0.2}_{-0.18}$	$68.6^{+11.4}_{-9.1}$	$0.68^{+0.09}_{-0.1}$	9.0
11	GW170729.185629	$53.8^{+11.6}_{-5.1}$	$31.9^{+11.3}_{-10.2}$	$35.3^{+7.1}_{-5.9}$	$1.7^{+1.1}_{-0.6}$	$0.28^{+0.21}_{-0.29}$	$2290^{+1590}_{-1234}$	$0.41^{+0.23}_{-0.2}$	$81.0^{+13.9}_{-11.0}$	$0.79^{+0.08}_{-0.18}$	11.0
12	GW170809.082821	$34.2^{+7.9}_{-5.1}$	$24.4^{+4.6}_{-5.3}$	$24.9^{+2.0}_{-1.5}$	$1.4^{+0.8}_{-0.3}$	$0.08^{+0.16}_{-0.16}$	$1064^{+281}_{-352}$	$0.21^{+0.05}_{-0.06}$	$55.9^{+4.6}_{-3.4}$	$0.71^{+0.08}_{-0.08}$	12.7
13	GW170814.103043	$31.2^{+5.3}_{-3.4}$	$24.7^{+3.0}_{-3.8}$	$24.0^{+1.3}_{-1.0}$	$1.3^{+0.2}_{-0.5}$	$0.07^{+0.12}_{-0.11}$	$595^{+142}_{-197}$	$0.12^{+0.03}_{-0.04}$	$53.2^{+2.8}_{-2.4}$	$0.71^{+0.06}_{-0.05}$	17.7
14	GW170817.124104	$1.5^{+0.1}_{-0.1}$	$1.3^{+0.1}_{-0.1}$	$1.186^{+0.002}_{-0.002}$	$1.2^{+0.2}_{-0.1}$	$0.0^{+0.01}_{-0.01}$	$42^{+6}_{-9}$	$0.01^{+0.0}_{-0.0}$	-	-	32.7
15	GW170818.022509	$35.3^{+6.9}_{-4.4}$	$26.8^{+4.2}_{-5.1}$	$26.7^{+1.9}_{-1.8}$	$1.3^{+0.6}_{-0.3}$	$-0.06^{+0.17}_{-0.21}$	$1094^{+386}_{-385}$	$0.21^{+0.07}_{-0.07}$	$59.6^{+4.2}_{-3.7}$	$0.68^{+0.07}_{-0.08}$	12.0
16	GW170823.131358	$38.2^{+9.8}_{-5.9}$	$28.7^{+6.2}_{-7.5}$	$28.5^{+4.1}_{-3.1}$	$1.3^{+0.8}_{-0.3}$	$0.05^{+0.2}_{-0.22}$	$1954^{+794}_{-848}$	$0.36^{+0.12}_{-0.14}$	$63.7^{+8.7}_{-6.3}$	$0.71^{+0.08}_{-0.09}$	11.7
17	GW190404.142514	$21.6^{+7.8}_{-5.3}$	$12.1^{+4.2}_{-3.9}$	$13.8^{+2.2}_{-1.9}$	$1.8^{+1.6}_{-0.7}$	$0.07^{+0.24}_{-0.3}$	$2225^{+1358}_{-1046}$	$0.4^{+0.19}_{-0.17}$	$32.6^{+5.5}_{-4.6}$	$0.68^{+0.11}_{-0.18}$	8.1

**Table 4.** (Continued) We report the Bayesian parameter estimates for all 94 detections from O1-O3 scientific runs and mark the ones reported here for the first time in bold. The various columns report median and 90% credible intervals for the source-frame component mass  $m_1$  and  $m_2$ , chirp mass  $\mathcal{M}$ , mass ratio  $q$ , effective spin  $\chi_{\text{eff}}$ , luminosity distance  $D_L$ , redshift  $z$ , and remnant mass and spin  $M_f$  and  $\chi_f$ , respectively. The SNR is computed from the maximum likelihood for BBH events and the maximum likelihood analytically marginalized over the phase for NSBH or BNS events. The quoted results for BBH, BNS and NSBH events are computed using IMRPhenomXPHM, IMRPhenomD.NRTidal, and IMRPhenomNSBH waveform models, respectively.

Event	$m_1/M_\odot$	$m_2/M_\odot$	$\mathcal{M}/M_\odot$	$q$	$\chi_{\text{eff}}$	$D_L/\text{Mpc}$	$z$	$M_f/M_\odot$	$\chi_f$	SNR
18 GW190408.181802	$24.7^{+4.6}_{-3.4}$	$18.2^{+3.2}_{-3.5}$	$18.3^{+1.6}_{-1.1}$	$1.4^{+0.6}_{-0.3}$	$-0.04^{+0.13}_{-0.17}$	$1572^{+391}_{-549}$	$0.3^{+0.06}_{-0.09}$	$41.1^{+3.3}_{-2.6}$	$0.67^{+0.05}_{-0.07}$	14.4
19 GW190412.053044	$30.3^{+5.3}_{-4.1}$	$8.3^{+1.2}_{-1.1}$	$13.2^{+0.4}_{-0.3}$	$3.7^{+1.3}_{-0.9}$	$0.25^{+0.1}_{-0.09}$	$758^{+148}_{-181}$	$0.15^{+0.03}_{-0.03}$	$37.5^{+4.4}_{-3.2}$	$0.67^{+0.05}_{-0.04}$	19.3
20 GW190413.052954	$36.5^{+12.2}_{-8.2}$	$25.3^{+7.7}_{-7.7}$	$26.1^{+5.5}_{-4.6}$	$1.4^{+1.1}_{-0.4}$	$0.01^{+0.27}_{-0.32}$	$3104^{+2334}_{-1511}$	$0.53^{+0.31}_{-0.23}$	$59.3^{+12.0}_{-10.0}$	$0.68^{+0.11}_{-0.13}$	8.9
21 GW190413.134308	$51.3^{+15.6}_{-12.3}$	$31.2^{+10.8}_{-11.4}$	$34.0^{+7.1}_{-6.1}$	$1.6^{+1.5}_{-0.6}$	$-0.01^{+0.26}_{-0.33}$	$3955^{+2501}_{-1907}$	$0.64^{+0.32}_{-0.27}$	$79.1^{+15.0}_{-12.6}$	$0.68^{+0.11}_{-0.16}$	10.3
22 GW190421.213856	$42.0^{+11.0}_{-7.5}$	$31.1^{+8.4}_{-10.2}$	$30.9^{+5.9}_{-4.9}$	$1.3^{+1.0}_{-0.3}$	$-0.07^{+0.23}_{-0.29}$	$2734^{+1542}_{-1247}$	$0.47^{+0.21}_{-0.19}$	$69.7^{+12.2}_{-9.6}$	$0.67^{+0.09}_{-0.13}$	10.1
23 GW190424.180648	$40.1^{+10.2}_{-7.1}$	$30.6^{+6.9}_{-7.8}$	$30.2^{+5.0}_{-4.3}$	$1.3^{+0.7}_{-0.3}$	$0.1^{+0.22}_{-0.26}$	$2208^{+1419}_{-1125}$	$0.4^{+0.2}_{-0.18}$	$67.2^{+10.9}_{-8.8}$	$0.73^{+0.09}_{-0.1}$	10.5
24 GW190425.081805	$1.7^{+0.1}_{-0.1}$	$1.6^{+0.1}_{-0.1}$	$1.431^{+0.015}_{-0.013}$	$1.1^{+0.2}_{-0.1}$	$0.01^{+0.01}_{-0.01}$	$177^{+46}_{-50}$	$0.04^{+0.01}_{-0.01}$	-	-	12.4
25 GW190427.180650	$11.4^{+8.3}_{-2.7}$	$6.4^{+1.8}_{-2.4}$	$7.3^{+0.4}_{-0.4}$	$1.8^{+3.2}_{-0.7}$	$-0.02^{+0.22}_{-0.17}$	$983^{+374}_{-412}$	$0.2^{+0.06}_{-0.08}$	$17.1^{+6.1}_{-1.4}$	$0.65^{+0.06}_{-0.09}$	9.3
26 GW190503.185404	$42.0^{+10.6}_{-7.9}$	$27.4^{+7.6}_{-8.5}$	$29.0^{+4.5}_{-3.8}$	$1.5^{+1.1}_{-0.5}$	$-0.04^{+0.21}_{-0.29}$	$1504^{+575}_{-582}$	$0.28^{+0.09}_{-0.1}$	$66.4^{+9.2}_{-7.1}$	$0.66^{+0.09}_{-0.14}$	12.4
27 GW190512.180714	$23.1^{+5.8}_{-5.5}$	$12.4^{+3.5}_{-2.6}$	$14.5^{+1.3}_{-0.9}$	$1.9^{+1.0}_{-0.7}$	$0.03^{+0.13}_{-0.14}$	$1522^{+460}_{-568}$	$0.29^{+0.07}_{-0.1}$	$34.2^{+4.0}_{-3.3}$	$0.66^{+0.07}_{-0.07}$	12.4
28 GW190513.205428	$35.2^{+9.8}_{-9.1}$	$17.6^{+7.4}_{-4.6}$	$21.2^{+3.2}_{-2.0}$	$2.0^{+1.9}_{-0.9}$	$0.11^{+0.22}_{-0.19}$	$2191^{+772}_{-822}$	$0.39^{+0.11}_{-0.13}$	$50.9^{+7.4}_{-5.9}$	$0.69^{+0.12}_{-0.13}$	12.5
29 GW190514.065416	$41.1^{+21.7}_{-9.3}$	$28.3^{+9.1}_{-9.5}$	$29.4^{+7.5}_{-5.3}$	$1.4^{+0.4}_{-0.4}$	$-0.16^{+0.28}_{-0.32}$	$3935^{+2513}_{-1943}$	$0.64^{+0.32}_{-0.28}$	$67.0^{+19.5}_{-11.6}$	$0.63^{+0.11}_{-0.15}$	8.4
30 GW190517.055101	$39.0^{+10.0}_{-7.9}$	$24.2^{+6.1}_{-5.4}$	$26.6^{+2.8}_{-3.4}$	$1.6^{+0.9}_{-0.5}$	$0.51^{+0.16}_{-0.18}$	$1785^{+1326}_{-787}$	$0.33^{+0.2}_{-0.13}$	$59.7^{+7.4}_{-7.7}$	$0.87^{+0.04}_{-0.05}$	11.6
31 GW190519.153544	$63.1^{+10.1}_{-10.6}$	$40.3^{+11.1}_{-13.5}$	$43.3^{+6.2}_{-7.6}$	$1.6^{+1.0}_{-0.4}$	$0.34^{+0.2}_{-0.25}$	$2721^{+1823}_{-1028}$	$0.47^{+0.25}_{-0.16}$	$97.6^{+11.6}_{-12.5}$	$0.79^{+0.08}_{-0.11}$	13.9
32 GW190521.030229	$99.8^{+16.9}_{-19.2}$	$58.6^{+17.1}_{-15.8}$	$65.4^{+9.8}_{-8.7}$	$1.7^{+0.8}_{-0.6}$	$-0.15^{+0.41}_{-0.4}$	$3147^{+2333}_{-1516}$	$0.53^{+0.31}_{-0.23}$	$151.3^{+20.2}_{-15.2}$	$0.61^{+0.15}_{-0.22}$	15.5
33 GW190521.074359	$42.7^{+4.6}_{-4.1}$	$34.4^{+4.9}_{-5.9}$	$33.2^{+2.6}_{-2.7}$	$1.2^{+0.4}_{-0.2}$	$0.09^{+0.1}_{-0.1}$	$1007^{+453}_{-386}$	$0.2^{+0.08}_{-0.07}$	$73.2^{+5.2}_{-5.0}$	$0.71^{+0.04}_{-0.04}$	24.5
34 GW190527.092055	$37.1^{+18.0}_{-8.9}$	$21.6^{+9.5}_{-8.9}$	$24.0^{+6.6}_{-4.0}$	$1.7^{+2.3}_{-0.6}$	$0.09^{+0.25}_{-0.27}$	$2317^{+1780}_{-1107}$	$0.41^{+0.25}_{-0.18}$	$56.6^{+16.7}_{-8.6}$	$0.7^{+0.12}_{-0.18}$	8.9
35 GW190602.175927	$70.8^{+17.6}_{-14.3}$	$43.7^{+15.5}_{-18.0}$	$47.3^{+9.2}_{-9.2}$	$1.6^{+1.6}_{-0.5}$	$0.1^{+0.24}_{-0.28}$	$2847^{+1795}_{-1203}$	$0.49^{+0.24}_{-0.18}$	$109.0^{+16.9}_{-14.4}$	$0.71^{+0.11}_{-0.16}$	12.4
36 GW190620.030421	$61.8^{+22.8}_{-15.0}$	$29.7^{+14.9}_{-11.7}$	$36.6^{+7.8}_{-6.5}$	$2.1^{+2.3}_{-0.9}$	$0.3^{+0.22}_{-0.33}$	$2821^{+1419}_{-1309}$	$0.49^{+0.2}_{-0.2}$	$88.3^{+17.7}_{-12.2}$	$0.8^{+0.08}_{-0.16}$	12.3
37 GW190630.185205	$34.4^{+7.1}_{-5.1}$	$22.9^{+5.4}_{-4.7}$	$24.3^{+2.3}_{-1.8}$	$1.5^{+0.7}_{-0.4}$	$0.1^{+0.14}_{-0.13}$	$1108^{+475}_{-465}$	$0.22^{+0.08}_{-0.08}$	$55.0^{+4.8}_{-4.0}$	$0.7^{+0.06}_{-0.07}$	15.6
38 GW190701.203306	$54.8^{+11.3}_{-7.6}$	$41.6^{+8.3}_{-12.1}$	$41.0^{+5.3}_{-4.9}$	$1.3^{+0.8}_{-0.3}$	$-0.09^{+0.22}_{-0.29}$	$2027^{+750}_{-738}$	$0.37^{+0.11}_{-0.12}$	$91.8^{+10.7}_{-8.7}$	$0.66^{+0.09}_{-0.12}$	12.1
39 GW190706.222641	$69.6^{+14.4}_{-15.1}$	$36.8^{+14.4}_{-13.3}$	$42.7^{+9.2}_{-7.1}$	$1.9^{+1.5}_{-0.7}$	$0.24^{+0.26}_{-0.33}$	$4264^{+2278}_{-1791}$	$0.68^{+0.29}_{-0.25}$	$100.8^{+16.4}_{-12.3}$	$0.78^{+0.1}_{-0.18}$	13.0
40 GW190707.093326	$11.6^{+2.7}_{-1.6}$	$8.2^{+1.3}_{-1.5}$	$8.5^{+0.4}_{-0.4}$	$1.4^{+0.7}_{-0.3}$	$-0.06^{+0.1}_{-0.08}$	$836^{+332}_{-289}$	$0.17^{+0.06}_{-0.05}$	$19.1^{+1.3}_{-1.1}$	$0.66^{+0.04}_{-0.03}$	13.1
41 GW190708.232457	$18.0^{+4.7}_{-2.7}$	$12.5^{+2.1}_{-2.5}$	$12.9^{+0.7}_{-0.5}$	$1.4^{+0.8}_{-0.4}$	$0.02^{+0.1}_{-0.07}$	$987^{+267}_{-332}$	$0.2^{+0.05}_{-0.06}$	$29.2^{+2.5}_{-1.6}$	$0.68^{+0.04}_{-0.04}$	13.0
42 GW190719.215514	$38.1^{+40.0}_{-11.9}$	$19.9^{+11.7}_{-8.6}$	$23.1^{+14.0}_{-4.3}$	$1.9^{+3.7}_{-0.8}$	$0.21^{+0.35}_{-0.29}$	$3673^{+3066}_{-2024}$	$0.61^{+0.39}_{-0.3}$	$55.6^{+41.7}_{-11.3}$	$0.74^{+0.14}_{-0.21}$	8.2
43 GW190720.000836	$13.5^{+4.9}_{-3.1}$	$7.3^{+2.0}_{-1.8}$	$8.6^{+0.4}_{-0.5}$	$1.8^{+1.4}_{-0.7}$	$0.19^{+0.13}_{-0.1}$	$1073^{+402}_{-328}$	$0.21^{+0.07}_{-0.06}$	$20.0^{+3.3}_{-1.7}$	$0.73^{+0.05}_{-0.04}$	10.8
44 GW190725.174728	$11.5^{+5.8}_{-2.6}$	$6.4^{+1.9}_{-1.9}$	$7.4^{+0.5}_{-0.4}$	$1.8^{+2.0}_{-0.7}$	$-0.05^{+0.25}_{-0.14}$	$1064^{+442}_{-397}$	$0.21^{+0.08}_{-0.07}$	$17.3^{+4.0}_{-1.5}$	$0.65^{+0.08}_{-0.06}$	10.0
45 GW190727.060333	$38.2^{+8.0}_{-5.5}$	$29.5^{+6.2}_{-8.1}$	$28.8^{+4.3}_{-3.4}$	$1.3^{+0.8}_{-0.2}$	$0.05^{+0.23}_{-0.24}$	$3057^{+1162}_{-1176}$	$0.52^{+0.16}_{-0.17}$	$64.1^{+8.7}_{-6.4}$	$0.71^{+0.09}_{-0.1}$	11.7
46 GW190728.064510	$13.5^{+6.1}_{-3.1}$	$7.6^{+2.0}_{-2.1}$	$8.7^{+0.5}_{-0.3}$	$1.8^{+1.8}_{-0.7}$	$0.15^{+0.18}_{-0.09}$	$843^{+247}_{-335}$	$0.17^{+0.04}_{-0.06}$	$20.2^{+4.2}_{-1.6}$	$0.71^{+0.04}_{-0.04}$	13.8
47 GW190731.140936	$40.9^{+11.3}_{-8.4}$	$29.3^{+9.1}_{-10.2}$	$29.6^{+6.5}_{-5.6}$	$1.4^{+1.1}_{-0.3}$	$0.01^{+0.25}_{-0.27}$	$3323^{+2345}_{-1638}$	$0.56^{+0.31}_{-0.24}$	$66.9^{+13.4}_{-11.1}$	$0.69^{+0.1}_{-0.13}$	8.5
48 GW190803.022701	$37.2^{+10.3}_{-6.8}$	$27.5^{+7.1}_{-7.7}$	$27.5^{+5.3}_{-3.9}$	$1.3^{+0.9}_{-0.3}$	$-0.0^{+0.24}_{-0.26}$	$3407^{+1719}_{-1551}$	$0.57^{+0.23}_{-0.23}$	$61.6^{+11.4}_{-8.0}$	$0.69^{+0.09}_{-0.11}$	8.8
49 GW190805.105432	$14.0^{+4.5}_{-3.4}$	$7.5^{+2.1}_{-1.7}$	$8.8^{+0.7}_{-0.6}$	$1.9^{+1.2}_{-0.7}$	$-0.1^{+0.18}_{-0.14}$	$1446^{+597}_{-558}$	$0.27^{+0.1}_{-0.1}$	$20.7^{+3.3}_{-2.1}$	$0.62^{+0.05}_{-0.05}$	8.9
50 GW190814.211039	$23.3^{+1.4}_{-2.0}$	$2.6^{+0.2}_{-0.1}$	$6.1^{+0.1}_{-0.1}$	$9.0^{+1.0}_{-1.2}$	$-0.01^{+0.07}_{-0.12}$	$234^{+39}_{-40}$	$0.05^{+0.01}_{-0.01}$	$25.6^{+1.4}_{-1.8}$	$0.28^{+0.03}_{-0.04}$	25.3
51 GW190828.063405	$31.7^{+4.7}_{-3.7}$	$26.3^{+4.3}_{-4.1}$	$24.9^{+3.1}_{-1.9}$	$1.2^{+0.3}_{-0.2}$	$0.18^{+0.13}_{-0.14}$	$2179^{+645}_{-903}$	$0.39^{+0.1}_{-0.14}$	$54.7^{+6.6}_{-4.1}$	$0.75^{+0.06}_{-0.05}$	16.1
52 GW190828.065509	$24.3^{+5.6}_{-7.1}$	$10.4^{+3.5}_{-2.0}$	$13.5^{+1.2}_{-0.9}$	$2.3^{+1.1}_{-1.1}$	$0.05^{+0.15}_{-0.14}$	$1474^{+603}_{-570}$	$0.28^{+0.1}_{-0.1}$	$33.5^{+4.3}_{-4.6}$	$0.64^{+0.08}_{-0.07}$	11.4
53 GW190910.112807	$43.8^{+7.2}_{-6.8}$	$32.2^{+6.6}_{-6.5}$	$32.4^{+3.9}_{-3.6}$	$1.4^{+0.5}_{-0.3}$	$-0.03^{+0.16}_{-0.2}$	$1699^{+1008}_{-726}$	$0.32^{+0.15}_{-0.12}$	$72.5^{+8.0}_{-7.5}$	$0.67^{+0.07}_{-0.09}$	13.7
54 GW190915.235702	$31.8^{+6.2}_{-4.1}$	$24.7^{+4.2}_{-5.0}$	$24.2^{+2.6}_{-2.0}$	$1.3^{+0.6}_{-0.2}$	$-0.03^{+0.17}_{-0.2}$	$1801^{+612}_{-677}$	$0.33^{+0.09}_{-0.11}$	$54.0^{+5.4}_{-4.2}$	$0.68^{+0.07}_{-0.07}$	13.5
55 GW190916.200658	$43.9^{+18.7}_{-12.3}$	$24.8^{+12.4}_{-11.1}$	$27.9^{+8.6}_{-6.4}$	$1.7^{+2.4}_{-0.6}$	$0.15^{+0.31}_{-0.29}$	$4833^{+3600}_{-2366}$	$0.76^{+0.43}_{-0.32}$	$66.3^{+17.4}_{-13.9}$	$0.72^{+0.13}_{-0.21}$	7.9
56 GW190924.021846	$8.8^{+4.4}_{-1.9}$	$5.0^{+1.3}_{-1.5}$	$5.7^{+0.2}_{-0.2}$	$1.8^{+2.0}_{-0.7}$	$0.02^{+0.23}_{-0.09}$	$598^{+168}_{-184}$	$0.12^{+0.03}_{-0.04}$	$13.2^{+3.0}_{-0.9}$	$0.66^{+0.05}_{-0.05}$	12.6
57 GW190925.232845	$20.9^{+6.1}_{-2.9}$	$15.3^{+2.5}_{-3.5}$	$15.5^{+0.9}_{-0.9}$	$1.4^{+0.9}_{-0.3}$	$0.06^{+0.15}_{-0.13}$	$928^{+396}_{-306}$	$0.19^{+0.07}_{-0.06}$	$34.7^{+3.1}_{-2.2}$	$0.7^{+0.06}_{-0.05}$	9.9
58 GW190926.050336	$40.0^{+20.9}_{-10.9}$	$23.8^{+10.7}_{-9.4}$	$26.2^{+9.3}_{-5.7}$	$1.7^{+1.7}_{-0.6}$	$-0.05^{+0.27}_{-0.33}$	$3575^{+3193}_{-1896}$	$0.59^{+0.41}_{-0.28}$	$61.2^{+24.2}_{-12.1}$	$0.65^{+0.13}_{-0.18}$	8.8
59 GW190929.012149	$66.5^{+16.4}_{-15.7}$	$25.9^{+14.6}_{-9.5}$	$35.1^{+8.5}_{-6.7}$	$2.6^{+2.1}_{-1.2}$	$-0.03^{+0.22}_{-0.25}$	$3035^{+2251}_{-1299}$	$0.52^{+0.3}_{-0.19}$	$90.2^{+15.1}_{-13.6}$	$0.58^{+0.16}_{-0.2}$	10.3

**Table 4.** (Continued) We report the Bayesian parameter estimates for all 94 detections from O1-O3 scientific runs and mark the ones reported here for the first time in bold. The various columns report median and 90% credible intervals for the source-frame component mass  $m_1$  and  $m_2$ , chirp mass  $\mathcal{M}$ , mass ratio  $q$ , effective spin  $\chi_{\text{eff}}$ , luminosity distance  $D_L$ , redshift  $z$ , and remnant mass and spin  $M_f$  and  $\chi_f$ , respectively. The SNR is computed from the maximum likelihood for BBH events and the maximum likelihood analytically marginalized over the phase for NSBH or BNS events. The quoted results for BBH, BNS and NSBH events are computed using IMRPhenomXPHM, IMRPhenomD.NRTidal, and IMRPhenomNSBH waveform models, respectively.

	Event	$m_1/M_\odot$	$m_2/M_\odot$	$M/M_\odot$	$q$	$\chi_{\text{eff}}$	$D_L/\text{Mpc}$	$z$	$M_f/M_\odot$	$\chi_f$	SNR
60	GW190930.133541	$12.7^{+10.6}_{-2.8}$	$7.5^{+1.9}_{-2.9}$	$8.4^{+0.4}_{-0.4}$	$1.7^{+3.4}_{-0.6}$	$0.16^{+0.29}_{-0.14}$	$847^{+339}_{-269}$	$0.17^{+0.06}_{-0.05}$	$19.3^{+7.8}_{-1.4}$	$0.73^{+0.08}_{-0.06}$	10.2
61	GW191105.143521	$11.0^{+3.6}_{-1.8}$	$7.3^{+1.5}_{-1.7}$	$7.8^{+0.5}_{-0.4}$	$1.5^{+1.1}_{-0.4}$	$-0.0^{+0.14}_{-0.09}$	$1196^{+361}_{-437}$	$0.23^{+0.06}_{-0.08}$	$17.7^{+2.0}_{-1.2}$	$0.67^{+0.05}_{-0.04}$	10.2
62	GW191109.010717	$64.0^{+14.9}_{-11.7}$	$50.1^{+13.5}_{-14.4}$	$48.4^{+10.8}_{-8.5}$	$1.3^{+0.6}_{-0.2}$	$-0.08^{+0.46}_{-0.5}$	$1555^{+1161}_{-670}$	$0.29^{+0.18}_{-0.12}$	$107.7^{+22.0}_{-16.9}$	$0.68^{+0.18}_{-0.23}$	16.5
63	GW191126.115259	$12.4^{+5.7}_{-2.4}$	$8.0^{+1.8}_{-2.3}$	$8.6^{+0.8}_{-0.7}$	$1.5^{+1.6}_{-0.5}$	$0.23^{+0.14}_{-0.13}$	$1710^{+688}_{-653}$	$0.32^{+0.11}_{-0.11}$	$19.6^{+3.7}_{-1.9}$	$0.75^{+0.07}_{-0.05}$	8.7
64	GW191127.050227	$52.2^{+42.7}_{-23.0}$	$19.4^{+15.4}_{-11.0}$	$25.5^{+12.2}_{-7.1}$	$2.6^{+6.8}_{-1.5}$	$0.08^{+0.39}_{-0.37}$	$3015^{+3202}_{-1581}$	$0.51^{+0.42}_{-0.24}$	$70.6^{+37.1}_{-22.1}$	$0.7^{+0.17}_{-0.32}$	10.0
65	GW191129.134029	$10.9^{+3.9}_{-2.2}$	$6.6^{+1.6}_{-1.5}$	$7.3^{+0.4}_{-0.2}$	$1.7^{+1.2}_{-0.6}$	$0.07^{+0.15}_{-0.08}$	$813^{+221}_{-297}$	$0.16^{+0.04}_{-0.06}$	$16.8^{+2.4}_{-1.1}$	$0.69^{+0.04}_{-0.04}$	13.2
66	GW191204.110529	$27.8^{+9.6}_{-5.9}$	$19.2^{+5.2}_{-6.1}$	$20.0^{+3.1}_{-3.3}$	$1.4^{+1.3}_{-0.4}$	$0.07^{+0.22}_{-0.22}$	$1794^{+1641}_{-953}$	$0.33^{+0.24}_{-0.16}$	$45.4^{+6.9}_{-7.5}$	$0.7^{+0.1}_{-0.1}$	9.6
67	GW191204.171526	$12.7^{+3.5}_{-2.4}$	$7.9^{+1.6}_{-1.5}$	$8.7^{+0.3}_{-0.3}$	$1.6^{+0.9}_{-0.5}$	$0.17^{+0.1}_{-0.05}$	$582^{+204}_{-187}$	$0.12^{+0.04}_{-0.04}$	$19.7^{+2.1}_{-1.2}$	$0.73^{+0.04}_{-0.04}$	17.6
68	GW191215.223052	$24.6^{+6.1}_{-3.7}$	$18.3^{+3.5}_{-4.0}$	$18.3^{+1.9}_{-1.6}$	$1.3^{+0.8}_{-0.3}$	$-0.06^{+0.18}_{-0.21}$	$1935^{+881}_{-807}$	$0.35^{+0.13}_{-0.13}$	$41.2^{+4.3}_{-3.8}$	$0.68^{+0.07}_{-0.07}$	11.5
69	GW191216.213338	$12.4^{+3.9}_{-2.6}$	$7.4^{+1.8}_{-1.6}$	$8.3^{+0.2}_{-0.2}$	$1.7^{+1.1}_{-0.6}$	$0.11^{+0.13}_{-0.07}$	$362^{+98}_{-119}$	$0.08^{+0.02}_{-0.02}$	$19.0^{+2.4}_{-1.0}$	$0.7^{+0.04}_{-0.04}$	18.6
70	GW191222.033537	$45.1^{+9.7}_{-7.9}$	$33.9^{+9.1}_{-9.5}$	$33.5^{+6.5}_{-4.9}$	$1.3^{+0.8}_{-0.3}$	$-0.09^{+0.19}_{-0.27}$	$3147^{+1705}_{-1513}$	$0.53^{+0.23}_{-0.23}$	$75.2^{+13.5}_{-10.0}$	$0.66^{+0.08}_{-0.1}$	12.0
71	<b>GW191224.043228</b>	$14.2^{+5.6}_{-3.4}$	$7.9^{+2.3}_{-2.0}$	$9.2^{+0.7}_{-0.6}$	$1.8^{+1.5}_{-0.7}$	$0.08^{+0.16}_{-0.11}$	$1804^{+596}_{-576}$	$0.33^{+0.09}_{-0.09}$	$21.4^{+3.9}_{-2.1}$	$0.69^{+0.06}_{-0.05}$	9.0
72	GW191230.180458	$49.5^{+12.5}_{-9.3}$	$36.3^{+11.0}_{-11.7}$	$36.2^{+8.3}_{-5.9}$	$1.3^{+0.9}_{-0.3}$	$-0.01^{+0.25}_{-0.28}$	$4212^{+2139}_{-1838}$	$0.68^{+0.27}_{-0.26}$	$81.3^{+17.2}_{-11.6}$	$0.69^{+0.1}_{-0.11}$	10.4
73	GW200105.162426	$8.7^{+1.5}_{-1.6}$	$1.9^{+0.4}_{-0.2}$	$3.4^{+0.1}_{-0.1}$	$4.5^{+1.4}_{-1.4}$	$-0.01^{+0.12}_{-0.16}$	$298^{+93}_{-113}$	$0.06^{+0.02}_{-0.02}$	$10.4^{+1.3}_{-1.3}$	$0.45^{+0.06}_{-0.02}$	13.4
74	<b>GW200106.134123</b>	$44.0^{+13.9}_{-10.9}$	$27.4^{+10.9}_{-9.9}$	$29.7^{+7.5}_{-6.0}$	$1.6^{+1.4}_{-0.5}$	$0.1^{+0.29}_{-0.31}$	$3989^{+3214}_{-1864}$	$0.65^{+0.4}_{-0.27}$	$68.4^{+15.3}_{-13.0}$	$0.71^{+0.12}_{-0.17}$	8.6
75	GW200112.155838	$37.6^{+6.4}_{-5.3}$	$27.1^{+5.0}_{-5.3}$	$27.6^{+2.3}_{-2.2}$	$1.4^{+0.6}_{-0.3}$	$0.07^{+0.14}_{-0.14}$	$1142^{+474}_{-362}$	$0.22^{+0.08}_{-0.06}$	$61.8^{+4.6}_{-4.6}$	$0.7^{+0.06}_{-0.06}$	18.6
76	GW200115.042309	$6.6^{+0.8}_{-1.2}$	$1.3^{+0.2}_{-0.1}$	$2.4^{+0.0}_{-0.1}$	$5.2^{+1.1}_{-1.6}$	$-0.03^{+0.08}_{-0.16}$	$393^{+123}_{-93}$	$0.08^{+0.02}_{-0.02}$	$7.8^{+0.7}_{-1.0}$	$0.4^{+0.07}_{-0.02}$	10.9
77	GW200128.022011	$40.7^{+11.2}_{-8.0}$	$30.3^{+9.1}_{-8.4}$	$30.1^{+7.1}_{-4.9}$	$1.3^{+0.8}_{-0.3}$	$0.07^{+0.22}_{-0.23}$	$3609^{+2097}_{-1885}$	$0.6^{+0.27}_{-0.28}$	$67.3^{+15.1}_{-10.3}$	$0.72^{+0.09}_{-0.1}$	10.2
78	GW200129.065458	$40.3^{+6.6}_{-7.8}$	$23.4^{+8.7}_{-4.4}$	$26.7^{+2.5}_{-2.0}$	$1.7^{+0.7}_{-0.7}$	$0.09^{+0.13}_{-0.16}$	$911^{+189}_{-327}$	$0.18^{+0.03}_{-0.06}$	$61.5^{+4.0}_{-3.3}$	$0.76^{+0.07}_{-0.06}$	27.1
79	<b>GW200129.114245</b>	$79.1^{+40.2}_{-37.6}$	$31.5^{+18.6}_{-14.4}$	$41.0^{+15.7}_{-13.1}$	$2.3^{+3.7}_{-1.2}$	$0.13^{+0.4}_{-0.38}$	$5294^{+4287}_{-2561}$	$0.82^{+0.51}_{-0.34}$	$109.6^{+34.9}_{-42.4}$	$0.73^{+0.16}_{-0.21}$	8.3
80	GW200202.154313	$10.6^{+3.6}_{-1.8}$	$7.0^{+1.4}_{-1.5}$	$7.4^{+0.2}_{-0.2}$	$1.5^{+1.1}_{-0.5}$	$0.04^{+0.14}_{-0.06}$	$442^{+130}_{-120}$	$0.09^{+0.03}_{-0.02}$	$16.8^{+2.1}_{-0.7}$	$0.68^{+0.03}_{-0.03}$	11.2
81	GW200208.130117	$37.6^{+9.0}_{-6.0}$	$27.2^{+5.9}_{-6.8}$	$27.5^{+3.4}_{-2.9}$	$1.4^{+0.8}_{-0.3}$	$-0.07^{+0.21}_{-0.26}$	$2259^{+952}_{-844}$	$0.4^{+0.14}_{-0.13}$	$62.2^{+7.1}_{-6.1}$	$0.66^{+0.08}_{-0.11}$	11.0
82	GW200209.085452	$34.8^{+9.3}_{-6.2}$	$25.3^{+7.0}_{-8.0}$	$25.4^{+5.0}_{-3.9}$	$1.4^{+1.0}_{-0.3}$	$-0.08^{+0.24}_{-0.3}$	$3573^{+1779}_{-1631}$	$0.59^{+0.23}_{-0.24}$	$57.2^{+10.8}_{-7.4}$	$0.67^{+0.09}_{-0.13}$	9.4
83	<b>GW200210.005122</b>	$8.9^{+3.5}_{-1.6}$	$5.9^{+1.2}_{-1.5}$	$6.3^{+0.3}_{-0.4}$	$1.5^{+1.3}_{-0.5}$	$0.06^{+0.17}_{-0.09}$	$1299^{+490}_{-343}$	$0.25^{+0.08}_{-0.06}$	$14.3^{+2.1}_{-1.1}$	$0.69^{+0.06}_{-0.05}$	8.5
84	<b>GW200214.223307</b>	$51.6^{+24.4}_{-14.2}$	$30.9^{+15.5}_{-12.0}$	$34.2^{+12.5}_{-7.9}$	$1.6^{+1.8}_{-0.5}$	$0.01^{+0.28}_{-0.28}$	$5161^{+4122}_{-2714}$	$0.8^{+0.49}_{-0.37}$	$79.6^{+28.8}_{-17.8}$	$0.68^{+0.12}_{-0.17}$	7.9
85	GW200216.220804	$51.7^{+16.5}_{-11.5}$	$31.6^{+12.9}_{-15.2}$	$34.2^{+8.1}_{-8.2}$	$1.6^{+2.3}_{-0.5}$	$0.06^{+0.29}_{-0.31}$	$3643^{+2367}_{-1708}$	$0.6^{+0.3}_{-0.25}$	$79.5^{+15.7}_{-12.4}$	$0.7^{+0.12}_{-0.19}$	8.7
86	GW200219.094415	$37.7^{+10.1}_{-7.2}$	$27.6^{+7.6}_{-8.3}$	$27.7^{+5.3}_{-4.3}$	$1.3^{+0.9}_{-0.3}$	$-0.11^{+0.23}_{-0.28}$	$3214^{+1919}_{-1396}$	$0.54^{+0.25}_{-0.21}$	$62.5^{+11.3}_{-8.8}$	$0.65^{+0.09}_{-0.12}$	10.5
87	GW200224.222234	$40.1^{+6.2}_{-4.6}$	$32.2^{+4.9}_{-6.6}$	$30.9^{+3.1}_{-2.4}$	$1.2^{+0.5}_{-0.2}$	$0.1^{+0.14}_{-0.15}$	$1683^{+474}_{-624}$	$0.31^{+0.07}_{-0.1}$	$68.3^{+6.2}_{-4.4}$	$0.73^{+0.06}_{-0.07}$	19.1
88	GW200225.060421	$19.1^{+4.0}_{-2.6}$	$14.7^{+2.5}_{-2.9}$	$14.5^{+1.4}_{-1.1}$	$1.3^{+0.6}_{-0.3}$	$-0.12^{+0.14}_{-0.15}$	$1103^{+598}_{-560}$	$0.22^{+0.1}_{-0.1}$	$32.4^{+3.0}_{-2.7}$	$0.66^{+0.06}_{-0.06}$	12.9
89	GW200302.015811	$38.5^{+8.2}_{-8.4}$	$21.5^{+7.2}_{-6.5}$	$24.5^{+3.9}_{-3.5}$	$1.8^{+1.1}_{-0.7}$	$0.03^{+0.22}_{-0.25}$	$1582^{+996}_{-723}$	$0.3^{+0.15}_{-0.12}$	$57.5^{+7.7}_{-7.0}$	$0.68^{+0.11}_{-0.14}$	11.2
90	<b>GW200305.084739</b>	$33.8^{+12.1}_{-7.7}$	$23.2^{+7.7}_{-9.4}$	$24.0^{+5.9}_{-5.4}$	$1.4^{+1.5}_{-0.4}$	$-0.02^{+0.29}_{-0.32}$	$4422^{+2903}_{-2113}$	$0.7^{+0.36}_{-0.29}$	$54.5^{+13.1}_{-10.2}$	$0.68^{+0.12}_{-0.15}$	8.1
91	GW200306.093714	$27.5^{+13.5}_{-6.9}$	$15.4^{+5.4}_{-6.1}$	$17.7^{+2.9}_{-3.1}$	$1.8^{+2.4}_{-0.7}$	$0.32^{+0.24}_{-0.41}$	$2249^{+1478}_{-1056}$	$0.4^{+0.21}_{-0.17}$	$41.3^{+9.4}_{-6.5}$	$0.79^{+0.09}_{-0.22}$	8.1
92	GW200311.115853	$34.6^{+6.1}_{-3.9}$	$26.5^{+4.3}_{-5.5}$	$26.1^{+2.2}_{-1.7}$	$1.3^{+0.6}_{-0.3}$	$-0.04^{+0.14}_{-0.17}$	$1187^{+245}_{-370}$	$0.23^{+0.04}_{-0.07}$	$58.3^{+4.4}_{-3.3}$	$0.67^{+0.07}_{-0.07}$	17.7
93	GW200316.215756	$13.9^{+10.2}_{-3.7}$	$7.3^{+2.2}_{-2.6}$	$8.7^{+0.5}_{-0.5}$	$1.9^{+3.2}_{-0.8}$	$0.14^{+0.27}_{-0.12}$	$1206^{+452}_{-412}$	$0.23^{+0.08}_{-0.07}$	$20.4^{+7.8}_{-2.1}$	$0.71^{+0.07}_{-0.05}$	10.6
94	<b>GW200318.191337</b>	$49.1^{+16.4}_{-12.0}$	$31.6^{+12.0}_{-11.6}$	$33.5^{+8.8}_{-6.4}$	$1.5^{+1.4}_{-0.5}$	$0.08^{+0.28}_{-0.31}$	$5513^{+3372}_{-2617}$	$0.84^{+0.4}_{-0.35}$	$76.9^{+18.8}_{-13.7}$	$0.71^{+0.11}_{-0.17}$	8.4

## REFERENCES

- Aasi, J., et al. 2013, Nature Photon., 7, 613,  
—, 2015, Class. Quantum Grav., 32, 074001,  
doi: [10.1038/nphoton.2013.177](https://doi.org/10.1038/nphoton.2013.177)  
doi: [10.1088/0264-9381/32/7/074001](https://doi.org/10.1088/0264-9381/32/7/074001)

- Abadie, J., et al. 2012, *Phys. Rev.*, D85, 082002, doi: [10.1103/PhysRevD.85.082002](https://doi.org/10.1103/PhysRevD.85.082002)
- Abbott, B., et al. 2009, *PhRvD*, 80, 047101
- . 2017a, *Phys. Rev. Lett.*, 119, 161101, doi: [10.1103/PhysRevLett.119.161101](https://doi.org/10.1103/PhysRevLett.119.161101)
- . 2020a, *Astrophys. J. Lett.*, 892, L3, doi: [10.3847/2041-8213/ab75f5](https://doi.org/10.3847/2041-8213/ab75f5)
- Abbott, B. P., et al. 2017b, *Astrophys. J.*, 848, L12, doi: [10.3847/2041-8213/aa91c9](https://doi.org/10.3847/2041-8213/aa91c9)
- . 2017c, *Astrophys. J.*, 851, L35, doi: [10.3847/2041-8213/aa9f0c](https://doi.org/10.3847/2041-8213/aa9f0c)
- . 2017d, *Astrophys. J. Lett.*, 848, L13, doi: [10.3847/2041-8213/aa920c](https://doi.org/10.3847/2041-8213/aa920c)
- . 2018, *Class. Quant. Grav.*, 35, 065010, doi: [10.1088/1361-6382/aaaafa](https://doi.org/10.1088/1361-6382/aaaafa)
- . 2019a, *Phys. Rev. X*, 9, 031040, doi: [10.1103/PhysRevX.9.031040](https://doi.org/10.1103/PhysRevX.9.031040)
- . 2019b, *Astrophys. J.*, 882, L24, doi: [10.3847/2041-8213/ab3800](https://doi.org/10.3847/2041-8213/ab3800)
- . 2020b, *Living Rev. Rel.*, 23, 3, doi: [10.1007/s41114-020-00026-9](https://doi.org/10.1007/s41114-020-00026-9)
- Abbott, R., et al. 2020c. <https://arxiv.org/abs/2010.14527>
- . 2020d, *Phys. Rev. Lett.*, 125, 101102, doi: [10.1103/PhysRevLett.125.101102](https://doi.org/10.1103/PhysRevLett.125.101102)
- . 2020e, *Astrophys. J. Lett.*, 900, L13, doi: [10.3847/2041-8213/aba493](https://doi.org/10.3847/2041-8213/aba493)
- . 2020f, *Astrophys. J. Lett.*, 896, L44, doi: [10.3847/2041-8213/ab960f](https://doi.org/10.3847/2041-8213/ab960f)
- . 2020g. <https://arxiv.org/abs/2010.14533>
- . 2020h. <https://arxiv.org/abs/2010.14533>
- . 2021a. <https://arxiv.org/abs/2108.01045>
- . 2021b, *Astrophys. J. Lett.*, 915, L5, doi: [10.3847/2041-8213/ac082e](https://doi.org/10.3847/2041-8213/ac082e)
- . 2021c, *Phys. Rev. D*, 103, 122002, doi: [10.1103/PhysRevD.103.122002](https://doi.org/10.1103/PhysRevD.103.122002)
- Abbott, R., Abbott, T., Abraham, S., et al. 2021d, *SoftwareX*, 13, 100658, doi: <https://doi.org/10.1016/j.softx.2021.100658>
- Abbott, R., et al. 2021e. <https://arxiv.org/abs/2111.03606>
- . 2021f. <https://arxiv.org/abs/2111.03634>
- . 2021g. <https://arxiv.org/abs/2105.15120>
- Acernese, F., et al. 2015, *Class. Quantum Grav.*, 32, 024001, doi: [10.1088/0264-9381/32/2/024001](https://doi.org/10.1088/0264-9381/32/2/024001)
- . 2018, *Class. Quant. Grav.*, 35, 205004, doi: [10.1088/1361-6382/aadfla](https://doi.org/10.1088/1361-6382/aadfla)
- Ade, P. A. R., et al. 2015. <https://arxiv.org/abs/1502.01589>
- Ajith, P., Fotopoulos, N., Privitera, S., Neunzert, A., & Weinstein, A. J. 2014, *Phys. Rev. D*, 89, 084041, doi: [10.1103/PhysRevD.89.084041](https://doi.org/10.1103/PhysRevD.89.084041)
- Akutsu, T., et al. 2020. <https://arxiv.org/abs/2005.05574>
- Allen, B. 2005, *Phys. Rev. D*, 71, 062001, doi: [10.1103/PhysRevD.71.062001](https://doi.org/10.1103/PhysRevD.71.062001)
- Allen, B., Anderson, W. G., Brady, P. R., Brown, D. A., & Creighton, J. D. E. 2012, *Phys. Rev. D*, 85, 122006, doi: [10.1103/PhysRevD.85.122006](https://doi.org/10.1103/PhysRevD.85.122006)
- Andreoni, I., et al. 2018. <https://arxiv.org/abs/1812.03161>
- Babak, S., Biswas, R., Brady, P., et al. 2013, *Phys. Rev. D*, 87, 024033, doi: [10.1103/PhysRevD.87.024033](https://doi.org/10.1103/PhysRevD.87.024033)
- Bailyn, C. D., Jain, R. K., Coppi, P., & Orosz, J. A. 1998, *Astrophys. J.*, 499, 367, doi: [10.1086/305614](https://doi.org/10.1086/305614)
- Belczynski, K., et al. 2016, *Astron. Astrophys.*, 594, A97, doi: [10.1051/0004-6361/201628980](https://doi.org/10.1051/0004-6361/201628980)
- Bhattacharjee, D., Lecoecuche, Y., Karki, S., et al. 2021, *Class. Quant. Grav.*, 38, 015009, doi: [10.1088/1361-6382/aba9ed](https://doi.org/10.1088/1361-6382/aba9ed)
- Biwer, C. M., Capano, C. D., De, S., et al. 2019, *Publ. Astron. Soc. Pac.*, 131, 024503, doi: [10.1088/1538-3873/aaf0b](https://doi.org/10.1088/1538-3873/aaf0b)
- Blanchet, L. 2002, *Living Rev. Rel.*, 5, 3
- Bohé, A., et al. 2016. <https://arxiv.org/abs/1611.03703>
- Burns, E., et al. 2019, *Astrophys. J.*, 871, 90, doi: [10.3847/1538-4357/aaf726](https://doi.org/10.3847/1538-4357/aaf726)
- Cabero, M., et al. 2019, *Class. Quant. Grav.*, 36, 155010, doi: [10.1088/1361-6382/ab2e14](https://doi.org/10.1088/1361-6382/ab2e14)
- Capano, C. D., Cabero, M., Westerweck, J., et al. 2021. <https://arxiv.org/abs/2105.05238>
- Carr, B., Clesse, S., García-Bellido, J., & Kühnel, F. 2021, *Phys. Dark Univ.*, 31, 100755, doi: [10.1016/j.dark.2020.100755](https://doi.org/10.1016/j.dark.2020.100755)
- Chandra, K., Villa-Ortega, V., Dent, T., et al. 2021, *Phys. Rev. D*, 104, 042004, doi: [10.1103/PhysRevD.104.042004](https://doi.org/10.1103/PhysRevD.104.042004)
- Clesse, S., & Garcia-Bellido, J. 2020. <https://arxiv.org/abs/2007.06481>
- Countryman, S., Keivani, A., Bartos, I., et al. 2019. <https://arxiv.org/abs/1901.05486>
- Cromartie, H. T., et al. 2019, *Nature Astron.*, 4, 72, doi: [10.1038/s41550-019-0880-2](https://doi.org/10.1038/s41550-019-0880-2)
- Dal Canton, T., & Harry, I. W. 2017. <https://arxiv.org/abs/1705.01845>
- Davies, G. S., Dent, T., Tápai, M., et al. 2020, *Phys. Rev. D*, 102, 022004, doi: [10.1103/PhysRevD.102.022004](https://doi.org/10.1103/PhysRevD.102.022004)
- Davis, D., Massinger, T. J., Lundgren, A. P., et al. 2019, *Class. Quant. Grav.*, 36, 055011, doi: [10.1088/1361-6382/ab01c5](https://doi.org/10.1088/1361-6382/ab01c5)
- Davis, D., et al. 2021. <https://arxiv.org/abs/2101.11673>
- Dietrich, T., Bernuzzi, S., & Tichy, W. 2017, *Phys. Rev. D*, 96, 121501, doi: [10.1103/PhysRevD.96.121501](https://doi.org/10.1103/PhysRevD.96.121501)
- Dietrich, T., Khan, S., Dudi, R., et al. 2019, *Phys. Rev. D*, 99, 024029, doi: [10.1103/PhysRevD.99.024029](https://doi.org/10.1103/PhysRevD.99.024029)



- Droz, S., Knapp, D. J., Poisson, E., & Owen, B. J. 1999, *PhRvD*, 59, 124016
- Edelman, B., Doctor, Z., & Farr, B. 2021. <https://arxiv.org/abs/2104.07783>
- Estevez, D., Lagabbe, P., Masserot, A., et al. 2021, *Class. Quant. Grav.*, 38, 075007, doi: [10.1088/1361-6382/abe2db](https://doi.org/10.1088/1361-6382/abe2db)
- Estevez, D., Mours, B., Rolland, L., & Verkindt, D. 2019, Online  $h(t)$  reconstruction for Virgo O3 data: start of O3, Tech. Rep. VIR-0652B-19, Virgo
- Evans, M., et al. 2021. <https://arxiv.org/abs/2109.09882>
- Farr, W. M., Farr, B., & Littenberg, T. 2015a, Modelling Calibration Errors In CBC Waveforms, Tech. Rep. LIGO-T1400682, LIGO Project. <https://dcc.ligo.org/public/0116/T1400682/001/calnote.pdf>
- Farr, W. M., Gair, J. R., Mandel, I., & Cutler, C. 2015b, *Phys. Rev. D*, 91, 023005, doi: [10.1103/PhysRevD.91.023005](https://doi.org/10.1103/PhysRevD.91.023005)
- Farr, W. M., Sravan, N., Cantrell, A., et al. 2011, *ApJ*, 741, 103, doi: [10.1088/0004-637X/741/2/103](https://doi.org/10.1088/0004-637X/741/2/103)
- Faye, G., Marsat, S., Blanchet, L., & Iyer, B. R. 2012, *Class. Quant. Grav.*, 29, 175004, doi: [10.1088/0264-9381/29/17/175004](https://doi.org/10.1088/0264-9381/29/17/175004)
- Fishbach, M., & Holz, D. E. 2020, *Astrophys. J. Lett.*, 904, L26, doi: [10.3847/2041-8213/abc827](https://doi.org/10.3847/2041-8213/abc827)
- Gerosa, D., & Fishbach, M. 2021, *Nature Astron.*, 5, 8, doi: [10.1038/s41550-021-01398-w](https://doi.org/10.1038/s41550-021-01398-w)
- Goldstein, A., et al. 2017, *Astrophys. J.*, 848, L14, doi: [10.3847/2041-8213/aa8f41](https://doi.org/10.3847/2041-8213/aa8f41)
- Gupta, A., Gerosa, D., Arun, K. G., et al. 2020, *Phys. Rev. D*, 101, 103036, doi: [10.1103/PhysRevD.101.103036](https://doi.org/10.1103/PhysRevD.101.103036)
- Harry, I., Calderón Bustillo, J., & Nitz, A. 2018, *Phys. Rev. D*, 97, 023004, doi: [10.1103/PhysRevD.97.023004](https://doi.org/10.1103/PhysRevD.97.023004)
- Harry, I., Privitera, S., Bohé, A., & Buonanno, A. 2016, *Phys. Rev. D*, 94, 024012, doi: [10.1103/PhysRevD.94.024012](https://doi.org/10.1103/PhysRevD.94.024012)
- Harry, I. W., Allen, B., & Sathyaprakash, B. 2009, *Phys. Rev. D*, 80, 104014, doi: [10.1103/PhysRevD.80.104014](https://doi.org/10.1103/PhysRevD.80.104014)
- Husa, S., Khan, S., Hannam, M., et al. 2016a, *Phys. Rev. D*, 93, 044006, doi: [10.1103/PhysRevD.93.044006](https://doi.org/10.1103/PhysRevD.93.044006)
- . 2016b, *Phys. Rev. D*, 93, 044006, doi: [10.1103/PhysRevD.93.044006](https://doi.org/10.1103/PhysRevD.93.044006)
- Khan, S., Husa, S., Hannam, M., et al. 2016a, *Phys. Rev. D*, 93, 044007, doi: [10.1103/PhysRevD.93.044007](https://doi.org/10.1103/PhysRevD.93.044007)
- . 2016b, *Phys. Rev. D*, 93, 044007, doi: [10.1103/PhysRevD.93.044007](https://doi.org/10.1103/PhysRevD.93.044007)
- Kimball, C., Talbot, C., L. Berry, C. P., et al. 2020, *Astrophys. J.*, 900, 177, doi: [10.3847/1538-4357/aba518](https://doi.org/10.3847/1538-4357/aba518)
- Klimenko, S., et al. 2008, *Class. Quantum Grav.*, 25, 114029
- . 2016, *Phys. Rev. D*, 93, 042004, doi: [10.1103/PhysRevD.93.042004](https://doi.org/10.1103/PhysRevD.93.042004)
- LALSuite. 2020, LSC Algorithm Library Suite, <https://git.ligo.org/lscsoft/lalsuite>, doi: [10.7935/GT1W-FZ16](https://doi.org/10.7935/GT1W-FZ16)
- Liu, B., & Lai, D. 2021, *Mon. Not. Roy. Astron. Soc.*, 502, 2049, doi: [10.1093/mnras/stab178](https://doi.org/10.1093/mnras/stab178)
- Lu, W., Beniamini, P., & Bonnerot, C. 2020, *Mon. Not. Roy. Astron. Soc.*, 500, 1817, doi: [10.1093/mnras/staa3372](https://doi.org/10.1093/mnras/staa3372)
- Marchant, P., Renzo, M., Farmer, R., et al. 2019, *Astrophys. J.*, 882, 36, doi: [10.3847/1538-4357/ab3426](https://doi.org/10.3847/1538-4357/ab3426)
- Mozzon, S., Nuttall, L. K., Lundgren, A., et al. 2020, *Class. Quant. Grav.*, 37, 215014, doi: [10.1088/1361-6382/abac6c](https://doi.org/10.1088/1361-6382/abac6c)
- Nitz, A. H. 2018, *Class. Quant. Grav.*, 35, 035016, doi: [10.1088/1361-6382/aaa13d](https://doi.org/10.1088/1361-6382/aaa13d)
- Nitz, A. H., Capano, C. D., Kumar, S., et al. 2021a, *Astrophys. J.*, 922, 76, doi: [10.3847/1538-4357/ac1c03](https://doi.org/10.3847/1538-4357/ac1c03)
- Nitz, A. H., & Capano, C. e. a. 2021, 3-OGC Open Gravitational-wave Catalog, [www.github.com/gwastro/3-ogc](https://www.github.com/gwastro/3-ogc), GitHub
- Nitz, A. H., Dent, T., Dal Canton, T., Fairhurst, S., & Brown, D. A. 2017, *Astrophys. J.*, 849, 118, doi: [10.3847/1538-4357/aa8f50](https://doi.org/10.3847/1538-4357/aa8f50)
- Nitz, A. H., Dent, T., Davies, G. S., & Harry, I. 2020, *Astrophys. J.*, 897, 169, doi: [10.3847/1538-4357/ab96c7](https://doi.org/10.3847/1538-4357/ab96c7)
- Nitz, A. H., & Kumar, S. e. a. 2021, 4-OGC Open Gravitational-wave Catalog, [www.github.com/gwastro/4-ogc](https://www.github.com/gwastro/4-ogc), GitHub
- Nitz, A. H., Lenon, A., & Brown, D. A. 2019a, *Astrophys. J.*, 890, 1, doi: [10.3847/1538-4357/ab6611](https://doi.org/10.3847/1538-4357/ab6611)
- Nitz, A. H., Nielsen, A. B., & Capano, C. D. 2019b, *Astrophys. J. Lett.*, 876, L4, doi: [10.3847/2041-8213/ab18a1](https://doi.org/10.3847/2041-8213/ab18a1)
- Nitz, A. H., & Wang, Y.-F. 2021a, *Phys. Rev. Lett.*, 126, 021103, doi: [10.1103/PhysRevLett.126.021103](https://doi.org/10.1103/PhysRevLett.126.021103)
- . 2021b. <https://arxiv.org/abs/2102.00868>
- . 2021c, *Phys. Rev. Lett.*, 127, 151101, doi: [10.1103/PhysRevLett.127.151101](https://doi.org/10.1103/PhysRevLett.127.151101)
- Nitz, A. H., Dent, T., Davies, G. S., et al. 2019c, *Astrophys. J.*, 891, 123, doi: [10.3847/1538-4357/ab733f](https://doi.org/10.3847/1538-4357/ab733f)
- Nitz, A. H., Harry, I. W., Willis, J. L., et al. 2021b, PyCBC Software, <https://github.com/gwastro/pycbc>, GitHub
- Olejak, A., Fishbach, M., Belczynski, K., et al. 2020, *Astrophys. J. Lett.*, 901, L39, doi: [10.3847/2041-8213/abb5b5](https://doi.org/10.3847/2041-8213/abb5b5)
- Özel, F., Psaltis, D., Narayan, R., & McClintock, J. E. 2010, *ApJ*, 725, 1918, doi: [10.1088/0004-637X/725/2/1918](https://doi.org/10.1088/0004-637X/725/2/1918)
- Pratten, G., et al. 2020. <https://arxiv.org/abs/2004.06503>

- Punturo, M., Abernathy, M., Acernese, F., et al. 2010, *Classical and Quantum Gravity*, 27, 194002, doi: [10.1088/0264-9381/27/19/194002](https://doi.org/10.1088/0264-9381/27/19/194002)
- Ramos-Buades, A., Tiwari, S., Haney, M., & Husa, S. 2020, *Phys. Rev. D*, 102, 043005, doi: [10.1103/PhysRevD.102.043005](https://doi.org/10.1103/PhysRevD.102.043005)
- Reitze, D., et al. 2019, *Bull. Am. Astron. Soc.*, 51, 035. <https://arxiv.org/abs/1907.04833>
- Rodriguez, C. L., Zevin, M., Amaro-Seoane, P., et al. 2019, *Phys. Rev. D*, 100, 043027, doi: [10.1103/PhysRevD.100.043027](https://doi.org/10.1103/PhysRevD.100.043027)
- Rolland, L., Seglar-Arroyo, M., & Verkindt, D. 2019, Reprocessing of  $h(t)$  for the last two weeks of O3a, Tech. Rep. VIR-1201A-19, Virgo
- Roulet, J., Chia, H. S., Olsen, S., et al. 2021, *Phys. Rev. D*, 104, 083010, doi: [10.1103/PhysRevD.104.083010](https://doi.org/10.1103/PhysRevD.104.083010)
- Roulet, J., Venumadhav, T., Zackay, B., Dai, L., & Zaldarriaga, M. 2020, *Phys. Rev. D*, 102, 123022, doi: [10.1103/PhysRevD.102.123022](https://doi.org/10.1103/PhysRevD.102.123022)
- Saleem, M., et al. 2021. <https://arxiv.org/abs/2105.01716>
- Sathyaprakash, B. S., & Dhurandhar, S. V. 1991, *Phys. Rev. D*, 44, 3819, doi: [10.1103/PhysRevD.44.3819](https://doi.org/10.1103/PhysRevD.44.3819)
- Savchenko, V., et al. 2017, *Astrophys. J. Lett.*, 848, L15, doi: [10.3847/2041-8213/aa8f94](https://doi.org/10.3847/2041-8213/aa8f94)
- Setzer, C. N., Biswas, R., Peiris, H. V., et al. 2018, doi: [10.1093/mnras/stz506](https://doi.org/10.1093/mnras/stz506)
- Speagle, J. S. 2020, *Monthly Notices of the Royal Astronomical Society*, 493, 3132, doi: [10.1093/mnras/staa278](https://doi.org/10.1093/mnras/staa278)
- Stevenson, S., Sampson, M., Powell, J., et al. 2019, doi: [10.3847/1538-4357/ab3981](https://doi.org/10.3847/1538-4357/ab3981)
- Talbot, C., & Thrane, E. 2018, *Astrophys. J.*, 856, 173, doi: [10.3847/1538-4357/aab34c](https://doi.org/10.3847/1538-4357/aab34c)
- Taracchini, A., Buonanno, A., Pan, Y., et al. 2014, *PhRvD*, 89, 061502, doi: [10.1103/PhysRevD.89.061502](https://doi.org/10.1103/PhysRevD.89.061502)
- Thompson, J. E., Fauchon-Jones, E., Khan, S., et al. 2020, *Phys. Rev. D*, 101, 124059, doi: [10.1103/PhysRevD.101.124059](https://doi.org/10.1103/PhysRevD.101.124059)
- Tiwari, V., et al. 2016, *Phys. Rev. D*, 93, 043007, doi: [10.1103/PhysRevD.93.043007](https://doi.org/10.1103/PhysRevD.93.043007)
- Unnikrishnan, C. S. 2013, *Int. J. Mod. Phys. D*, 22, 1341010, doi: [10.1142/S0218271813410101](https://doi.org/10.1142/S0218271813410101)
- Usman, S. A., et al. 2016, *Class. Quant. Grav.*, 33, 215004, doi: [10.1088/0264-9381/33/21/215004](https://doi.org/10.1088/0264-9381/33/21/215004)
- Vajente, G., Huang, Y., Isi, M., et al. 2020, *Phys. Rev. D*, 101, 042003, doi: [10.1103/PhysRevD.101.042003](https://doi.org/10.1103/PhysRevD.101.042003)
- Vallisneri, M., Kanner, J., Williams, R., Weinstein, A., & Stephens, B. 2015, *J. Phys. Conf. Ser.*, 610, 012021, doi: [10.1088/1742-6596/610/1/012021](https://doi.org/10.1088/1742-6596/610/1/012021)
- van Son, L., de Mink, S., Broekgaarden, F., et al. 2020, *Astrophys. J.*, 897, 100, doi: [10.3847/1538-4357/ab9809](https://doi.org/10.3847/1538-4357/ab9809)
- Venumadhav, T., Zackay, B., Roulet, J., Dai, L., & Zaldarriaga, M. 2019a. <https://arxiv.org/abs/1904.07214>
- . 2019b, *Phys. Rev. D*, 100, 023011, doi: [10.1103/PhysRevD.100.023011](https://doi.org/10.1103/PhysRevD.100.023011)
- Viets, A., et al. 2018, *Class. Quant. Grav.*, 35, 095015, doi: [10.1088/1361-6382/aab658](https://doi.org/10.1088/1361-6382/aab658)
- Wang, Y.-F., Brown, S. M., Shao, L., & Zhao, W. 2021. <https://arxiv.org/abs/2109.09718>
- Wang, Y.-F., & Nitz, A. H. 2021, *Astrophys. J.*, 912, 53, doi: [10.3847/1538-4357/abe939](https://doi.org/10.3847/1538-4357/abe939)
- Woosley, S. E. 2017, *Astrophys. J.*, 836, 244, doi: [10.3847/1538-4357/836/2/244](https://doi.org/10.3847/1538-4357/836/2/244)
- . 2019, *The Astrophysical Journal*, 878, 49, doi: [10.3847/1538-4357/ab1b41](https://doi.org/10.3847/1538-4357/ab1b41)
- Yoshida, T., Umeda, H., Maeda, K., & Ishii, T. 2016, *MNRAS*, 457, 351, doi: [10.1093/mnras/stv3002](https://doi.org/10.1093/mnras/stv3002)
- Zevin, M., Spera, M., Berry, C. P. L., & Kalogera, V. 2020, *Astrophys. J. Lett.*, 899, L1, doi: [10.3847/2041-8213/aba74e](https://doi.org/10.3847/2041-8213/aba74e)
- Zevin, M., Bavera, S. S., Berry, C. P. L., et al. 2021, *Astrophys. J.*, 910, 152, doi: [10.3847/1538-4357/abe40e](https://doi.org/10.3847/1538-4357/abe40e)
- Zhu, J.-P., Wu, S., Qin, Y., et al. 2021a. <https://arxiv.org/abs/2112.02605>
- Zhu, J.-P., Wu, S., Yang, Y.-P., et al. 2021b, doi: [10.3847/1538-4357/ac19a7](https://doi.org/10.3847/1538-4357/ac19a7)
- zel, F., & Freire, P. 2016, *Ann. Rev. Astron. Astrophys.*, 54, 401, doi: [10.1146/annurev-astro-081915-023322](https://doi.org/10.1146/annurev-astro-081915-023322)