

Instantons or Renormalons? A Comment on $\phi_{d=4}^4$ Theory in the MS Scheme

Gerald V. Dunne and Max Meynig

Department of Physics, University of Connecticut, Storrs CT 06269-3046, USA

We comment that the recent exact six-loop and seven-loop computations of renormalization group functions for the $O(N)$ -symmetric four dimensional ϕ^4 quantum field theory show hints that the associated large order behavior is dominated by instantons rather than renormalons. This is consistent with a long-standing conjecture that renormalization group functions in the minimal subtraction (MS) renormalization scheme are not sensitive to renormalons.

I. INTRODUCTION

In quantum field theory (QFT) the two main sources of divergence of perturbation theory are identified as semiclassical “instantons” (more generally, “saddles”) [1, 2] or Feynman diagrammatic “renormalons” [3, 4]. The divergence associated with instantons is typically combinatorial in nature [5, 6], related to the factorial proliferation of Feynman diagrams with the perturbative order. The divergence associated with renormalons is typically related to the momentum dependence of certain classes of iterated diagrammatic structures, such as bubble chains for example, and is closely related to the renormalization group and the operator product expansion [7–11]. These divergences of perturbation theory appear as singularities in the Borel plane of the corresponding Borel transform of the perturbative expansion of the quantity that is being computed. The dominant large-order growth of the perturbative coefficients corresponds to the dominant non-perturbative effects, and to the Borel singularity(ies) closest to the origin of the Borel plane. The generic form of the *leading* large-order ($k \rightarrow \infty$) growth of the perturbative coefficients c_k has the canonical *power-times-factorial* form [6]:

$$c_k \sim \mathcal{S} a^k \Gamma(k+1+b) \quad , \quad k \rightarrow \infty \quad (1)$$

The three parameters a , b , and \mathcal{S} have the following physical significance:

$$\frac{1}{a} \leftrightarrow \text{location of the leading Borel singularity} \quad (2)$$

$$b \leftrightarrow \text{nature of the leading Borel singularity} \quad (3)$$

$$\mathcal{S} \leftrightarrow \text{strength of the leading Borel singularity} \quad (4)$$

While these correspondences are well understood in quantum mechanics, matrix models and certain special quantum field theories, it is much more difficult to make high-order perturbative computations of Green’s function or renormalization group (RG) functions in non-trivial QFTs. For example, the beta functions in QED [12] and QCD [13] are currently known to 5 loop order, as is the QED anomalous magnetic moment of the electron [14, 15], each of which constitutes a heroic *tour de force* computation. The anomalous magnetic moment of the muon is a question of great current interest [16].

Recently there has been dramatic progress in the understanding of QFT perturbative amplitudes [17–20], leading to new methods for high-order computations. For example, following the 5-loop analysis of ϕ^4 theory in the early 1980s [21–23], the 6-loop [24] and 7-loop [25] computations of the beta function and anomalous dimensions (in MS scheme) have been done in quick succession in

recent years. These computations have been inspired and enabled by deep ideas from graph theory, number theory and Hopf algebras [26–28].

Here we ask the following simple question:

Do the exact results of [24, 25] contain enough perturbative data to be able to see hints of large-order growth and associated non-perturbative effects in ϕ^4 theory in 4 dimensions, and to distinguish between instanton or renormalon effects?

We suggest that the answer is “yes”, and that the results so far appear to favor the instanton description. The idea is extremely simple: the results of [24, 25] include the full N -dependence for the $O(N)$ symmetric ϕ^4 model, and the instanton and renormalon predictions for the N -dependence of the large-order growth parameters a , b , and \mathcal{S} appearing in (1) are very different.

The instanton analysis [1, 29–31] predicts that the leading large-order growth of the coefficients β_k of the beta function is:

$$\text{instantons : } \beta_k^{\text{inst}} \sim (-1)^k \mathcal{S}_{\text{inst}} \Gamma\left(k + 4 + \frac{N}{2}\right) \quad , \quad k \rightarrow \infty \quad (5)$$

As is conventional [24], we have absorbed a factor of the single-instanton action (which is independent of N) into the coupling.¹ The overall constant $\mathcal{S}_{\text{inst}}$ is known as a function of N , but this will not enter our argument here.

The renormalon analysis [7, 8, 32–35] leads to the following quite different prediction:

$$\text{renormalons : } \beta_k^{\text{ren}} \sim \mathcal{S}_{\text{ren}} \left(\frac{\beta_2(N)}{2}\right)^k \Gamma\left(k + 1 + \frac{2\beta_3(N)}{(\beta_2(N))^2}\right) \quad , \quad k \rightarrow \infty \quad (7)$$

where $\beta_2(N) = \frac{N+8}{3}$ and $\beta_3(N) = \frac{3N+14}{3}$ are the first two non-trivial beta function coefficients. We can summarize these different predictions for the large-order growth parameters a and b in (1) as:

$$a_{\text{inst}}(N) = -1 \quad ; \quad b_{\text{inst}}(N) = 3 + \frac{N}{2} \quad (8)$$

$$a_{\text{ren}}(N) = \frac{(N+8)}{6} \quad ; \quad b_{\text{ren}}(N) = \frac{6(3N+14)}{(N+8)^2} \quad (9)$$

We note that there is an old conjecture that the renormalization group functions in MS scheme are not sensitive to renormalons – see the discussion in [31] and comments in [34].

It is possible to selectively probe the large-order growth parameters a and b in (1) as follows. For coefficients with this *factorial-times-power* large-order growth, the ratio-of-ratios $c_{k+1}c_{k-1}/c_k^2$ should tend to 1 at large order as follows:²

$$\frac{c_{k+1}c_{k-1}}{c_k^2} \sim 1 + O\left(\frac{1}{k}\right) \quad , \quad k \rightarrow \infty \quad (10)$$

The subleading $O\left(\frac{1}{k}\right)$ correction term is directly sensitive to the factorial growth and the associated large-order growth parameter b (the a dependence clearly cancels):

$$(k+b) \left(\frac{c_{k+1}c_{k-1}}{c_k^2} - 1\right) \sim 1 + O\left(\frac{1}{k}\right) \quad , \quad k \rightarrow \infty \quad (11)$$

¹ Thus, the Lagrangian for the $O(N)$ symmetric field ϕ in $D = 4 - 2\epsilon$ dimensions is

$$\mathcal{L} = \frac{1}{2} m^2 Z_1 \phi^2 + \frac{1}{2} Z_2 (\partial\phi)^2 + \frac{16\pi^2}{4!} Z_4 g \mu^{2\epsilon} \phi^4 \quad (6)$$

² This is a common indicator [36, 37].

If the parameter b has been determined, the simple ratio c_{k+1}/c_k can be used to determine the other large-order growth parameter, a :

$$\frac{1}{a} \frac{1}{(k+1+b)} \left(\frac{c_{k+1}}{c_k} \right) \sim 1 + O\left(\frac{1}{k}\right) \quad , \quad k \rightarrow \infty \quad (12)$$

Therefore, the combinations of coefficients on the LHS of (10), (11) and (12) should each tend to 1 at large perturbative order k .

II. PERTURBATIVE EXPANSION OF THE BETA FUNCTION

To fix notation, we list the first few terms of the perturbative RG beta function, computed in the MS renormalization scheme [24, 25]. The first few terms for the beta function expansion are:

$$\begin{aligned} \beta(g, N, \epsilon) &:= \sum_{k=0}^{\infty} \beta_k(N) g^k \quad (13) \\ &= -2\epsilon g + \left(\frac{8+N}{3}\right) g^2 - \left(\frac{14+3N}{3}\right) g^3 \\ &\quad + \left(\left(\frac{88\zeta(3)}{9} + \frac{370}{27}\right) + \left(\frac{20\zeta(3)}{9} + \frac{461}{108}\right) N + \frac{11N^2}{72}\right) g^4 \\ &\quad - \left(\left(\frac{24581}{486} + \frac{4664\zeta(3)}{81} + \frac{2480\zeta(5)}{27} - \frac{176\pi^4}{1215}\right) + \left(\frac{10057}{486} + \frac{1528\zeta(3)}{81} + \frac{2200\zeta(5)}{81} - \frac{62\pi^4}{1215}\right) N \right. \\ &\quad \left. + \left(\frac{395}{243} + \frac{14\zeta(3)}{9} + \frac{80\zeta(5)}{81} - \frac{\pi^4}{243}\right) N^2 - \frac{5N^3}{3888}\right) g^5 + \dots \quad (14) \end{aligned}$$

The terms to 6-loop are in [24] and to 7-loop in [25].

An approximation to the beta function based on the primitive diagrams (those without subdivergences) has been computed to 11 loop order [24, 38, 39] (presented here in 4 dimensions where $\epsilon = 0$):

$$\begin{aligned} \beta_{\text{primitive}}(g, N) &= \frac{1}{3}g^2(8+N) - 0 \cdot g^3 + g^4(11.7534 + 2.67124N) - g^5(95.2437 + 28.1635N + 1.02413N^2) \\ &\quad + g^6(1226.29 + 438.768N + 33.1118N^2) - g^7(16490.3 + 6872.79N + 751.561N^2 + 16.0652N^3) \\ &\quad + g^8(240539. + 113676.0N + 16034.7N^2 + 672.775N^3 + 2.59286N^4) - g^9(3.73942 \times 10^6 \\ &\quad + 1.96561 \times 10^6N + 335648.0N^2 + 20839.2N^3 + 337.374N^4) + g^{10}(6.14646 \times 10^7 \\ &\quad + 3.54108 \times 10^7N + 7.03792 \times 10^6N^2 + 572454.0N^3 + 16798.5N^4 + 88.9656N^5) \\ &\quad - g^{11}(1.06184 \times 10^9 + 6.6272 \times 10^8N + 1.49249 \times 10^8N^2 + 1.48812 \times 10^7N^3 + 634038.0N^4 \\ &\quad + 8689.46N^5 + 9.51934N^6) + g^{12}(1.92531 \times 10^{10} + 1.28903 \times 10^{10}N + 3.22426 \times 10^9N^2 \\ &\quad + 3.77652 \times 10^8N^3 + 2.09798 \times 10^7N^4 + 481120.0N^5 + 2820.02N^6) \quad (15) \end{aligned}$$

The primitive diagrams constitute the dominant fraction of diagrams at large order, and their contribution to the RG functions is scheme independent [24].

We use the results of [24, 25] and (15) to study the coefficient combinations in (10), (11) and (12) using the instanton and renormalon predictions in (8)–(9) for the large-order growth parameters a

and b , including their N dependence. We first define

$$\delta_k(N) := \frac{\beta_{k+1}(N)\beta_{k-1}(N)}{\beta_k^2(N)} \quad (16)$$

If the beta function coefficients $\beta_k(N)$ follow the large-order growth in (1) then $\delta_k(N)$ should tend

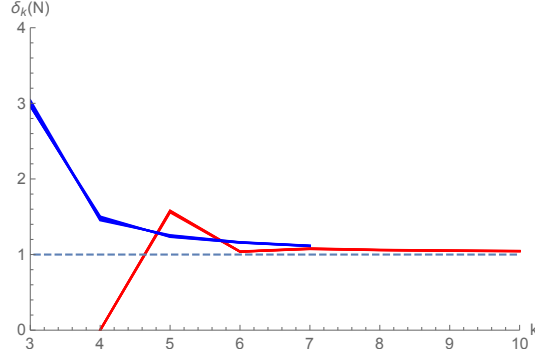


FIG. 1. Plots of the ratio $\delta_k(N)$ defined in (16) as a function of the perturbative order k , for $N = 1, 2, \dots, 5$. The dashed horizontal line $\delta_k = 1$ is the predicted large k limit. The blue curves use the exact 7-loop beta function coefficients $\beta_k(N)$ in (14) from [24, 25], while the red curves use the approximate 11-loop primitive graph beta function coefficients [39] in (15).

to 1, independent of the values of the large order growth parameters a , b and \mathcal{S} in (1).³ Figure 1 plots $\delta_k(N)$ as a function of perturbative order k , for $N = 1, 2, \dots, 5$. This figure suggests that both the exact coefficients to 7-loop order and the (approximate) primitive-graph results to 11-loop order are consistent with the form of the large-order growth in (1).

To probe this more precisely we define the ratio of successive beta function coefficients, normalized as in (12):

$$\mathcal{R}_k^{\text{inst}}(N) := \frac{1}{a^{\text{inst}}(N) \left(k + 1 + b^{\text{inst}}(N)\right)} \frac{\beta_{k+1}(N)}{\beta_k(N)} = \frac{-1}{\left(k + 4 + \frac{N}{2}\right)} \frac{\beta_{k+1}(N)}{\beta_k(N)} \quad (17)$$

$$\mathcal{R}_k^{\text{ren}}(N) := \frac{1}{a^{\text{ren}}(N) \left(k + 1 + b^{\text{ren}}(N)\right)} \frac{\beta_{k+1}(N)}{\beta_k(N)} = \frac{6}{(N + 8) \left(k + 1 + \frac{6(3N+14)}{(N+8)^2}\right)} \frac{\beta_{k+1}(N)}{\beta_k(N)} \quad (18)$$

For consistency, each of these should tend to 1 at large perturbative order k . From Figure 2 we see that the instanton parameters $a_{\text{inst}}(N)$ and $b_{\text{inst}}(N)$ in (8) are clearly favored over the renormalon parameters in (9), both because of the sign of a and because of the N dependence.

Finally, we probe the large-order growth parameter b by plotting the large-order growth of the following combinations, normalized as in (11):

$$\Delta_k^{\text{inst}}(N) := \left(k + 3 + \frac{N}{2}\right) \left(\frac{\beta_{k+1}(N)\beta_{k-1}(N)}{\beta_k^2(N)} - 1\right) \quad (19)$$

$$\Delta_k^{\text{ren}}(N) := \left(k + \frac{6(3N+14)}{(N+8)^2}\right) \left(\frac{\beta_{k+1}(N)\beta_{k-1}(N)}{\beta_k^2(N)} - 1\right) \quad (20)$$

³ Clearly, N cannot be too large, or the formal perturbative expansion must be re-organized.

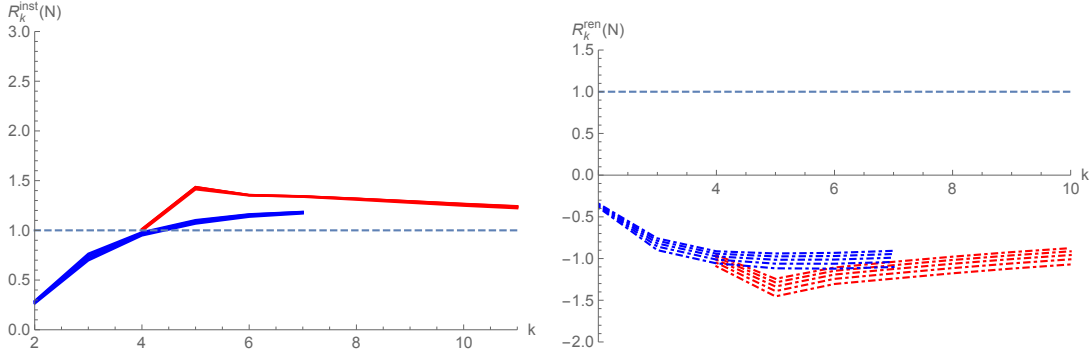


FIG. 2. Left-hand Figure: Plots of the ratio $\mathcal{R}_k^{\text{inst}}(N)$ defined in (17), based on the instanton large-order growth parameters in (8), as a function of the perturbative order k , for $N = 1, 2, \dots, 5$. The blue curves use the exact 7-loop beta function coefficients $\beta_k(N)$ in (14) from [24, 25], while the red curves use the approximate 11-loop primitive graph beta function coefficients [39] in (15). The dashed horizontal line $\mathcal{R}_k = 1$ is the predicted large k limit. Right-hand Figure: Plots of the ratio $\mathcal{R}_k^{\text{ren}}(N)$ defined in (18), based on the renormalon large-order growth parameters in (9). The color-coding is the same as in the left-hand Figure.

Again, for consistency each of these should tend to 1. Figure 3 slightly favors the instanton parameters over the renormalon ones, but the difference is not as conclusive as in Figure 2.

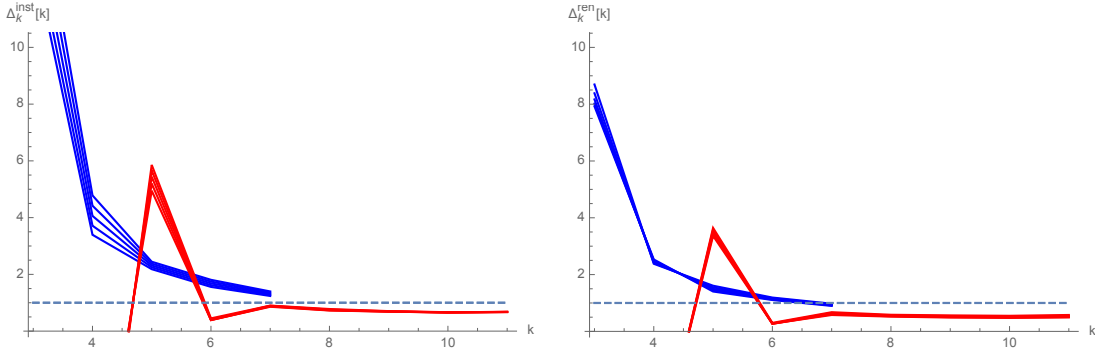


FIG. 3. Left-hand Figure: Plots of the ratio $\Delta_k^{\text{inst}}(N)$ defined in (19), based on the instanton large-order growth parameters in (8), as a function of the perturbative order k , for $N = 1, 2, \dots, 5$. The blue curves use the exact 7-loop beta function coefficients $\beta_k(N)$ in (14) from [24, 25], while the red curves use the approximate 11-loop primitive graph beta function coefficients [39] in (15). The dashed horizontal line $\Delta_k = 1$ is the predicted large k limit. Right-hand Figure: Plots of the ratio $\Delta_k^{\text{ren}}(N)$ defined in (20), based on the renormalon large-order growth parameters in (9). The color-coding is the same as in the left-hand Figure.

III. EPSILON EXPANSION: CRITICAL COUPLING AND CORRECTION TO SCALING EXPONENT

Given the perturbative expansion (13) of the beta function, we use straightforward series inversion to compute the epsilon expansion of the critical coupling, defined via [2]:

$$\beta(g_{\text{crit}}(\epsilon, N), N, \epsilon) = 0 \quad (21)$$

The first few terms are

$$g_{\text{crit}}(\epsilon, N) := \sum_{k=1}^{\infty} g_k(N) \epsilon^k \quad (22)$$

$$\begin{aligned} &= \frac{6\epsilon}{N+8} + \frac{36(3N+14)\epsilon^2}{(N+8)^3} \\ &+ \frac{3\epsilon^3(-96\zeta(3)(N+8)(5N+22) + 11N(N(10-3N)+160) + 4544)}{(N+8)^5} + \dots \end{aligned} \quad (23)$$

The epsilon expansion inherits a related factorial divergence from the perturbative results computed for the RG functions in dimension $D = 4 - 2\epsilon$:

$$g_k(N) \sim \left(-\frac{2}{\beta_2(N)}\right)^k \Gamma\left(k + \frac{N}{2} + 4\right), \quad k \rightarrow \infty \quad (24)$$

The large order behavior of $g_k(N)$ is controlled by the same offset as for the beta function coefficients $\beta_k(N)$, but the “action” is rescaled by $2/\beta_2(N)$, as can be seen from the first term in (14). We have adopted the instanton large-order growth parameters, since these are favored by the beta function analysis above.

The correction to scaling exponent is defined as [2]

$$\omega(\epsilon, N) \equiv \left[\frac{d}{dg} \beta(g, N, \epsilon) \right]_{g=g_{\text{crit}}(\epsilon, N)}. \quad (25)$$

Thus, the epsilon expansion of $\omega(\epsilon, N)$ is obtained by series composition. The first few terms are

$$\omega(\epsilon, N) := \sum_{k=1}^{\infty} \omega_k(N) \epsilon^k \quad (26)$$

$$\begin{aligned} &= 2\epsilon - \frac{12(3N+14)\epsilon^2}{(N+8)^2} \\ &+ \epsilon^3 \left(\frac{192\zeta(3)(5N+22)}{(N+8)^3} + \frac{2(N(N(33N+538)+4288)+9568)}{(N+8)^4} \right) + \dots \end{aligned} \quad (27)$$

The large order behavior of coefficients $\omega_k(N)$ in (26) is more complicated because it is influenced by two series, the perturbative series of $\beta(g, N, \epsilon)$ and the epsilon expansion of $g_{\text{crit}}(\epsilon, N)$, each of which has large-order behavior of the form (1), but with different parameters a and b . The derivative of the beta function causes a shift in the offset parameter b , while the a parameter of the critical coupling dominates over that of the beta function. The leading large order behavior is (see also [24])

$$\omega_k(N) \sim \left(-\frac{2}{\beta_2}\right)^{k+\frac{N}{2}+6} \Gamma\left(k + \frac{N}{2} + 6\right) + \dots, \quad k \rightarrow \infty \quad (28)$$

assuming that the large order behavior of the beta function is controlled by instanton arguments.

To compare this prediction (28) with the perturbative results of [24, 25], we form the corresponding combinations of coefficients on the left-hand-sides of (10), (11) and (12), analogous to the expressions (16), (17) and (19) for the beta function coefficients:

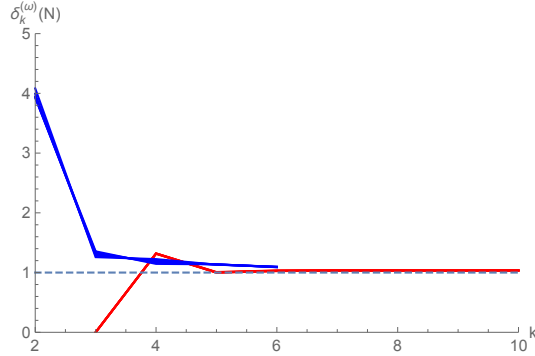


FIG. 4. Plot of the ratio $\delta_k^{(\omega)}(N)$ defined in (29) as a function of the perturbative order k , for $N = 1, 2, \dots, 5$. The dashed horizontal line $\delta_k = 1$ is the predicted large k limit. The blue curves use the exact 7-loop beta function coefficients $\beta_k(N)$ in (14) from [24, 25], while the red curves use the approximate 11-loop primitive graph beta function coefficients [39] in (15).

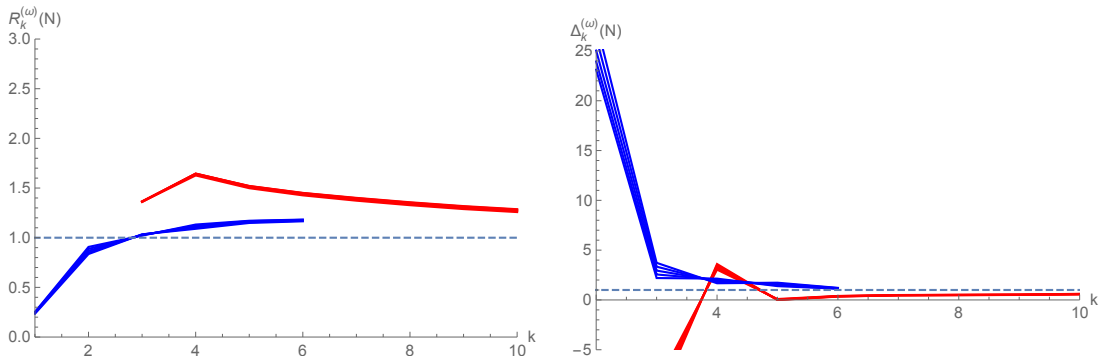


FIG. 5. Plots of the ratio $\mathcal{R}_k^{(\omega)}(N)$ defined in (30) [left hand figure] and the ratio $\Delta_k^{(\omega)}(N)$ defined in (31) [right hand figure], as functions of the perturbative order k , for $N = 1, 2, \dots, 5$. The dashed horizontal lines $\mathcal{R}_k = 1$ and $\Delta_k = 1$ are the predicted large k limit. The blue curves use the exact 7-loop beta function coefficients $\beta_k(N)$ in (14) from [24, 25], while the red curves use the approximate 11-loop primitive graph beta function coefficients [39] in (15).

$$\delta_k^{(\omega)}(N) := \frac{\omega_{k+1}(N)\omega_{k-1}(N)}{\omega_k^2(N)} \quad (29)$$

$$\mathcal{R}_k^{(\omega)}(N) := \frac{-(N+8)}{6(k+6+\frac{N}{2})} \frac{\omega_{k+1}(N)}{\omega_k(N)} \quad (30)$$

$$\Delta_k^{(\omega)}(N) := \left(k+5+\frac{N}{2}\right) \left(\frac{\omega_{k+1}(N)\omega_{k-1}(N)}{\omega_k^2(N)} - 1\right) \quad (31)$$

If the epsilon expansion coefficients $\omega_k(N)$ in (27) follow the large-order growth in (28) then these combinations should each tend to 1, for all N . Figures 4 and 5 show good agreement between the predicted large-order behavior (28) and the perturbative results of [24, 25], similar to the large-order behavior of the beta function coefficients.

IV. QUANTUM MECHANICAL MODEL

It is a simple but instructive exercise to compare these results for the 4 dimensional $O(N)$ symmetric ϕ^4 QFT with its 1 dimensional counterpart, the $O(N)$ symmetric quartic anharmonic oscillator, whose large-order growth for energy levels was analyzed in [41]. The ground state energy has a perturbative expansion

$$E(\lambda, N) = \sum_{k=0}^{\infty} E_k(N) \lambda^k \quad (32)$$

where $E_0(N) = \frac{N}{2}$, and the leading large order growth is [41]

$$E_k(N) \sim -\frac{6^{N/2}}{\pi\Gamma(\frac{N}{2})} (-3)^k \Gamma\left(k + \frac{N}{2}\right) \quad , \quad k \rightarrow \infty \quad (33)$$

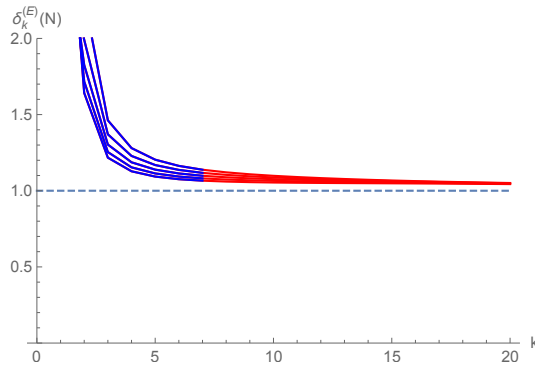


FIG. 6. Plots of the ratio $\delta_k^{(E)}(N)$ defined in (34) for the $O(N)$ symmetric QM anharmonic oscillator, as a function of perturbative order k , and for $N = 1, 2, \dots, 5$. The blue curves are derived from the exact first 7 coefficients $E_k(N)$, while the red curves continue to 20th order. Compare with plots of the corresponding combination of coefficients of the perturbative expansion of the beta function (Figure 1) and the epsilon expansion of the correction to scaling exponent ω (Figure 4).

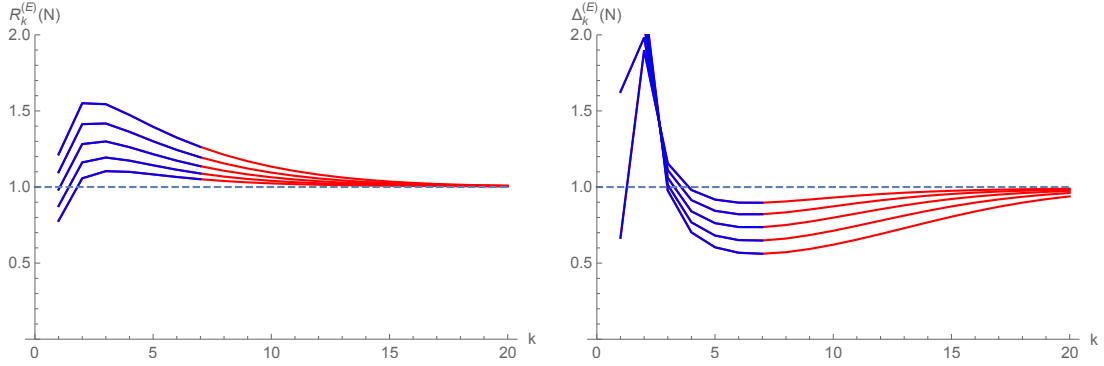


FIG. 7. Plots of the coefficient combinations $\mathcal{R}_k^{(E)}(N)$ defined in (35), and $\Delta_k^{(E)}(N)$ defined in (36), for the $O(N)$ symmetric QM anharmonic oscillator, as a function of perturbative order k , and for $N = 1, 2, \dots, 5$. The blue curves are derived from the exact first 7 coefficients $E_k(N)$, while the red curves continue to 20th order. Compare with plots of the corresponding combinations of coefficients of the perturbative expansion of the beta function (Figures 2 and 3) and the epsilon expansion of the correction to scaling exponent ω (Figure 5).

The exact perturbative coefficients $E_k(N)$ can be generated recursively from an algorithm in Appendix A of [41]. We have computed the first 20, and we define the corresponding combinations from (10), (11) and (12):

$$\delta_k^{(E)}(N) := \frac{E_{k+1}(N)E_{k-1}(N)}{E_k^2(N)} \quad (34)$$

$$\mathcal{R}_k^{(E)}(N) := \frac{-1}{3(k + \frac{N}{2})} \frac{E_{k+1}(N)}{E_k(N)} \quad (35)$$

$$\Delta_k^{(E)}(N) := \left(k - 1 + \frac{N}{2}\right) \left(\frac{E_{k+1}(N)E_{k-1}(N)}{E_k^2(N)} - 1\right) \quad (36)$$

These coefficient combinations should each tend to 1 at large order, for all N . See Figures 6 and 7, which display the combinations derived from the first 7 terms in blue, and those derived from further terms in red. We see that, analogous to the 4 dimensional ϕ^4 QFT discussed in the previous sections, the first 7 perturbative orders show similar hints of tending to the correct asymptotic behavior, and this is further improved by higher order terms. But we note that even in this much simpler quantum mechanical model, the true large-order behavior is approached slowly, being much clearer by 20th order than at 11th order, which is the highest order (with approximate estimates) currently available in the 4 dimensional ϕ^4 QFT.

V. CONCLUSIONS

We have used the recent high perturbative order exact results of [24] and [25] to probe the large order growth of the coefficients of the perturbative expansion of the beta function $\beta(g, N)$ and of the coefficients of the epsilon expansion of the correction to scaling exponent $\omega(\epsilon, N)$ for $O(N)$ symmetric scalar ϕ^4 theory in 4 dimensions. We suggest that these perturbative results are

already showing indications of the generic (factorial \times power) form of large-order growth in (1). Moreover, the associated large-order growth parameters appear to favor an instanton interpretation rather than a renormalon one, consistent with an argument that renormalization group functions in the $\overline{\text{MS}}$ scheme are not sensitive to renormalons [31, 34]. This raises interesting questions about the scheme dependence and the observable dependence of renormalons. At present, the diagrammatic understanding of the apparent suppression of renormalons in this case is rather mysterious. It would be interesting to understand better to what extent this is a consequence of the $\overline{\text{MS}}$ renormalization scheme, or the particular renormalization group functions, or both. Nevertheless, we find it encouraging that exact perturbative computations have matured to the point where they may be on the verge of being able to shed direct light on such questions. Of course, further information about higher orders is still needed to resolve these issues more conclusively. We also note that somewhat related questions have been studied recently using other methods and other QFT models [42–46].

Acknowledgments

This work is supported in part by the U.S. Department of Energy, Office of High Energy Physics, Award DE-SC0010339. We thank Erik Panzer, Michael Borinsky, Oliver Schnetz, John Gracey and Arkady Vainshtein for correspondence and discussions.

-
- [1] L. N. Lipatov, “Divergence of the Perturbation Theory Series and the Quasiclassical Theory,” *Sov. Phys. JETP* **45**, 216-223 (1977).
 - [2] J. Zinn-Justin, *Quantum Field Theory and Critical Phenomena*, vol. 113 of International Series of Monographs on Physics (Oxford University Press, 1997).
 - [3] G. ’t Hooft, “Can We Make Sense Out of Quantum Chromodynamics?,” *Subnucl. Ser.* **15**, 943 (1979).
 - [4] M. Beneke, “Renormalons,” *Phys. Rept.* **317**, 1-142 (1999), [arXiv:hep-ph/9807443](#) [hep-ph].
 - [5] C. M. Bender and T. T. Wu, “Statistical Analysis of Feynman Diagrams,” *Phys. Rev. Lett.* **37**, 117-120 (1976).
 - [6] J. C. Le Guillou and J. Zinn-Justin, *Large order behavior of perturbation theory*, (North-Holland, 1990).
 - [7] G. Parisi, “Singularities of the Borel Transform in Renormalizable Theories,” *Phys. Lett. B* **76**, 65-66 (1978).
 - [8] G. Parisi, “The Borel Transform and the Renormalization Group,” *Phys. Rept.* **49**, 215-219 (1979).
 - [9] M. A. Shifman, A. I. Vainshtein and V. I. Zakharov, “QCD and Resonance Physics. Theoretical Foundations,” *Nucl. Phys. B* **147**, 385-447 (1979).
 - [10] A. H. Mueller, “The QCD perturbation series,” in *Proceedings QCD 20 Years Later*, P. M. Zerwas and H. A. Kastrup (Eds), (World Scientific, 1992).
 - [11] A. I. Vainshtein and V. I. Zakharov, “Ultraviolet renormalon reexamined,” *Phys. Rev. D* **54**, 4039-4048 (1996).
 - [12] A. L. Kataev and S. A. Larin, “Analytical five-loop expressions for the renormalization group QED β -function in different renormalization schemes,” *Pisma Zh. Eksp. Teor. Fiz.* **96**, 64-67 (2012), [*JETP Lett.* 96 (2012) 61-65], [arXiv:1205.2810](#) [hep-ph].
 - [13] F. Herzog, B. Ruijl, T. Ueda, J. A. M. Vermaseren and A. Vogt, “The five-loop beta function of Yang-Mills theory with fermions,” *JHEP* **02**, 090 (2017), [arXiv:1701.01404](#) [hep-ph].
 - [14] T. Aoyama, M. Hayakawa, T. Kinoshita and M. Nio, “Tenth-Order QED Contribution to the Electron $g-2$ and an Improved Value of the Fine Structure Constant,” *Phys. Rev. Lett.* **109**, 111807 (2012), [arXiv:1205.5368](#) [hep-ph].
 - [15] T. Aoyama, M. Hayakawa, T. Kinoshita, and M. Nio, “Quantum electrodynamics calculation of lepton anomalous magnetic moments: Numerical approach to the perturbation theory of QED”, *Prog. Theor.*

- Exp. Phys. 2012, 01A107.
- [16] T. Aoyama, N. Asmussen, M. Benayoun, J. Bijnens, T. Blum, M. Bruno, I. Caprini, C. M. Carloni Calame, M. Cè and G. Colangelo, *et al.* “The anomalous magnetic moment of the muon in the Standard Model,” Phys. Rept. **887**, 1-166 (2020), [arXiv:2006.04822](#) [hep-ph].
 - [17] Z. Bern and D. A. Kosower, “The Computation of loop amplitudes in gauge theories,” Nucl. Phys. B **379**, 451-561 (1992).
 - [18] D. Kreimer, “On the Hopf algebra structure of perturbative quantum field theories,” Adv. Theor. Math. Phys. **2**, 303-334 (1998), [arXiv:q-alg/9707029](#) [math.QA].
 - [19] N. Arkani-Hamed and J. Trnka, “The Amplituhedron,” JHEP **10**, 030 (2014), [arXiv:1312.2007](#) [hep-th].
 - [20] Z. Bern, J. J. M. Carrasco and H. Johansson, “Perturbative Quantum Gravity as a Double Copy of Gauge Theory,” Phys. Rev. Lett. **105**, 061602 (2010), [arXiv:1004.0476](#) [hep-th].
 - [21] S. G. Gorishnii, S. A. Larin, F. V. Tkachov and K. G. Chetyrkin, “Five Loop Renormalization Group Calculations in the $g\phi^4$ in Four-dimensions Theory,” Phys. Lett. B **132**, 351 (1983).
 - [22] S. G. Gorishnii, S. A. Larin and F. V. Tkachov, “ ϵ Expansion for Critical Exponents: The $O(\epsilon^5)$ Approximation,” Phys. Lett. A **101**, 120 (1984).
 - [23] H. Kleinert, J. Neu, V. Schulte-Frohlinde, K. G. Chetyrkin and S. A. Larin, “Five loop renormalization group functions of $O(n)$ symmetric ϕ^4 theory and epsilon expansions of critical exponents up to ϵ^5 ,” Phys. Lett. B **272**, 39-44 (1991) [erratum: Phys. Lett. B **319**, 545 (1993)], [arXiv:hep-th/9503230](#) [hep-th].
 - [24] M. V. Kompaniets and E. Panzer, “Minimally subtracted six loop renormalization of $O(n)$ -symmetric ϕ^4 theory and critical exponents,” Phys. Rev. D **96**, no.3, 036016 (2017), [arXiv:1705.06483](#) [hep-th].
 - [25] O. Schnetz, 7-loop ϕ^4 results presented at *Workshop on multi-loop calculations: Methods and Applications*, UPMC, Paris, June 8, 2017; available in HyperLogProcedures, at <https://www.math.fau.de/person/oliver-schnetz/>.
 - [26] D. J. Broadhurst and D. Kreimer, “Knots and numbers in ϕ^4 theory to 7 loops and beyond,” Int. J. Mod. Phys. C **6**, 519-524 (1995), [arXiv:hep-ph/9504352](#).
 - [27] E. Panzer and O. Schnetz, “The Galois coaction on ϕ^4 periods,” Commun. Num. Theor. Phys. **11**, 657-705 (2017), [arXiv:1603.04289](#) [hep-th].
 - [28] O. Schnetz, “Numbers and Functions in Quantum Field Theory,” Phys. Rev. D **97**, no.8, 085018 (2018), [arXiv:1606.08598](#) [hep-th].
 - [29] E. Brézin, J. C. Le Guillou and J. Zinn-Justin, “Perturbation Theory at Large Order. 1. The ϕ^4 Interaction,” Phys. Rev. D **15**, 1544-1557 (1977).
 - [30] A. J. McKane and D. J. Wallace, “Instanton Calculations using Dimensional Regularization”, J. Phys. A **11**, 2285 (1978).
 - [31] For a recent re-analysis and review, see: A. J. McKane, “Perturbation expansions at large order: Results for scalar field theories revisited,” J. Phys. A **52**, no.5, 055401 (2019), [arXiv:1807.00656](#) [hep-th].
 - [32] C. de Calan and V. Rivasseau, “Local Existence of the Borel Transform in Euclidean ϕ^4 in Four-dimensions,” Commun. Math. Phys. **82**, 69 (1981).
 - [33] J. Magnen, F. Nicolò, V. Rivasseau and R. Seneor, “A Lipatov Bound for ϕ^4 in Four-dimensions Euclidean Field Theory,” Commun. Math. Phys. **108**, 257-289 (1987).
 - [34] M. C. Bergère and F. David, “Ambiguities of Renormalized ϕ^4 in Four-dimensions Field Theory and the Singularities of Its Borel Transform,” Phys. Lett. B **135**, 412-416 (1984).
 - [35] F. David, J. Feldman and V. Rivasseau, “On the Large Order Behavior of ϕ^4 in Four-dimensions,” Commun. Math. Phys. **116**, 215-233 (1988).
 - [36] D. S. Gaunt and A. J. Guttmann, “Asymptotic Analysis of Coefficients”, in *Phase Transitions and Critical Phenomena, Vol. 3*, C. Domb and M. S. Green (Eds) (Academic Press, 1974).
 - [37] J. R. Ellis, E. Gardi, M. Karliner and M. A. Samuel, “Pade approximants, Borel transforms and renormalons: The Bjorken sum rule as a case study,” Phys. Lett. B **366**, 268-275 (1996), [arXiv:hep-ph/9509312](#) [hep-ph].
 - [38] E. Panzer, “Hepp’s bound for Feynman graphs and matroids,” Ann. Inst. Henri Poincaré Comb. Phys. Interact. **10** (2023), no. 1, pp. 31-119, [arXiv:1908.09820](#) [math-ph].
 - [39] We are indebted to Erik Panzer for sharing his N -dependent expressions (15) for the estimates of the contributions to the beta function from primitive diagrams. Estimates of this type were first computed

in [24] using results described in [38]; the higher precision results in (15) also used the tropical Monte Carlo method of [40].

- [40] M. Borinsky, “Tropical Monte Carlo quadrature for Feynman integrals,” [arXiv:2008.12310](https://arxiv.org/abs/2008.12310) [math-ph]; implementation code available at <https://github.com/michibo/tropical-feynman-quadrature/>.
- [41] T. Banks, C. M. Bender and T. T. Wu, “Coupled anharmonic oscillators. 1. Equal mass case,” *Phys. Rev. D* **8**, 3346-3378 (1973).
- [42] G. Sberveglieri, M. Serone and G. Spada, “Renormalization scheme dependence, RG flow, and Borel summability in ϕ^4 Theories in $d < 4$,” *Phys. Rev. D* **100**, no.4, 045008 (2019), [arXiv:1905.02122](https://arxiv.org/abs/1905.02122) [hep-th].
- [43] G. Sberveglieri, M. Serone and G. Spada, “Self-Dualities and Renormalization Dependence of the Phase Diagram in 3d $O(N)$ Vector Models,” *JHEP* **02**, 098 (2021), [arXiv:2010.09737](https://arxiv.org/abs/2010.09737) [hep-th].
- [44] L. Di Pietro, M. Mariño, G. Sberveglieri and M. Serone, “Resurgence and $1/N$ Expansion in Integrable Field Theories,” *JHEP* **10**, 166 (2021), [arXiv:2108.02647](https://arxiv.org/abs/2108.02647) [hep-th].
- [45] M. Marino, R. Miravitllas and T. Reis, “New renormalons from analytic trans-series,” *JHEP* **08**, 279 (2022), [arXiv:2111.11951](https://arxiv.org/abs/2111.11951) [hep-th].
- [46] P. H. Balduf, “Dyson-Schwinger-Equations in minimal subtraction,” [arXiv:2109.13684](https://arxiv.org/abs/2109.13684) [hep-th].