

UHECR arrival directions in the latest data from the original Auger and TA surface detectors and nearby galaxies

Armando di Matteo,^{a,*} Luis Anchordoqui, Teresa Bister, Jonathan Biteau, Lorenzo Caccianiga, Rogério de Almeida, Olivier Deligny, Ugo Giaccari, Diego Harari, Jihyun Kim, Mikhail Kuznetsov, Ioana Mariş, Grigory Rubtsov, Peter Tinyakov, Sergey Troitsky and Federico Urban on behalf of the Pierre Auger^b and the Telescope Array^c Collaboration

(a complete list of authors can be found at the end of the proceedings)

^a*Istituto Nazionale di Fisica Nucleare (INFN), sezione di Torino, Via Pietro Giuria 1, 10125 Torino, Italy*

^b*Observatorio Pierre Auger, Av. San Martín Norte 304, 5613 Malargüe, Argentina*

^c*Telescope Array Project, 201 James Fletcher Bldg, 115 S. 1400 East, Salt Lake City, UT 84112-0830, USA*

E-mail: spokespersons@auger.org, ta-icrc@cosmic.utah.edu

The distribution of ultra-high-energy cosmic-ray arrival directions appears to be nearly isotropic except for a dipole moment of order $6 \times (E/10 \text{ EeV})$ per cent. Nonetheless, at the highest energies, as the number of possible candidate sources within the propagation horizon and the magnetic deflections both shrink, smaller-scale anisotropies might be expected to emerge. On the other hand, the flux suppression reduces the statistics available for searching for such anisotropies. In this work, we consider two different lists of candidate sources: a sample of nearby starburst galaxies and the 2MRS catalog tracing stellar mass within 250 Mpc.

We combine surface-detector data collected at the Pierre Auger Observatory until 2020 and the Telescope Array until 2019, and use them to test models in which UHECRs comprise an isotropic background and a foreground originating from the candidate sources and randomly deflected by magnetic fields. The free parameters of these models are the energy threshold, the signal fraction, and the search angular scale. We find a correlation between the arrival directions of $11.8\%_{-3.1\%}^{+5.0\%}$ of cosmic rays detected with $E \geq 38 \text{ EeV}$ by Auger or with $E \geq 49 \text{ EeV}$ by TA and the position of nearby starburst galaxies on a $15.5^{\circ}_{-3.2^{\circ}}^{+5.3^{\circ}}$ angular scale, with a 4.2σ post-trial significance, as well as a weaker correlation with the overall galaxy distribution.

37th International Cosmic Ray Conference (ICRC 2021)

July 12th – 23rd, 2021

Online – Berlin, Germany

*Presenter

1. Introduction

Ultra-high-energy cosmic rays (UHECRs) are particles from outer space with energies greater than $1 \text{ EeV} = 10^{18} \text{ eV} \approx 0.16 \text{ J}$. They are electrically charged (protons and other atomic nuclei), so they are deflected by intergalactic and Galactic magnetic fields (typically by a few tens of degrees), meaning that, unlike with photons and other neutral messengers, the position of their sources cannot be directly reconstructed from their arrival directions.

Nowadays, arrays of particle detectors such as the Pierre Auger Observatory (Auger) [1] and the Telescope Array (TA) [2] cover areas of hundreds of square kilometers and detect thousands of events every year; nevertheless, over 60 years after the discovery of UHECRs, their origin remains unknown. Still, certain possibilities can be ruled out. The lack of anisotropies aligned with the Galactic plane excludes a sizable contribution of protons from within our Galaxy [3, 4], and mass estimates exclude a composition dominated by heavier nuclei [5, 6], hence most such particles must originate from outside our Galaxy. The lack of neutral particles such as neutrinos and gamma rays at these energies [7–10] excludes “top-down” mechanisms, e.g. the decay of super-heavy dark matter particles or topological defects, as a dominant origin (except possibly at $E \gtrsim 100 \text{ EeV}$). Therefore, UHECRs are widely believed to be ordinary matter accelerated to extreme energies by extragalactic astrophysical phenomena. Various possibilities that have been hypothesized [11, 12] include active galactic nuclei (AGNs), starburst galaxies (SBGs), gamma-ray bursts (GRBs) and tidal disruption events (TDEs).

A possible avenue to search for imprints of the distribution of UHECR sources in spite of magnetic deflections is to harness the huge statistics gathered by last-generation detector arrays to search for large-scale (dipolar and quadrupolar) anisotropies, which are the ones the least affected by a given amount of magnetic deflections. Another way is to focus on the highest-energy part of the UHECR spectrum, where magnetic deflections are expected to be smaller and the number of potential sources decreases, at the cost of the reduced statistics. A large-scale anisotropy has been reported in Auger data [13] whose statistical significance has now reached 6.6σ [14], but the lack of full-sky coverage impedes its interpretation in terms of dipole and quadrupole moments unless higher-order multipoles are assumed to vanish. Conversely, no medium- or small-scale anisotropy has been conclusively established so far, but a few indications have been reported (see the introduction of Ref. [15] for a review). In order to follow up on these indications using full-sky data, a working group has been established with members from both the Auger and TA collaborations. Our most recent results of searches for large-scale anisotropies are presented in Ref. [16], and those of searches for medium-scale anisotropies at the highest energies are presented here.

2. The datasets

In this work, we use the same data as in Ref. [16], namely those detected by the Pierre Auger Observatory from 2004 Jan 01 to 2020 Dec 31 and those detected by the Telescope Array from 2008 May 11 to 2019 May 10, but restricted to the highest-energy bin (above 32 EeV for Auger, above 40.8 EeV for TA), and using looser selection criteria for Auger events [17] resulting in 7% more events. The dataset comprises 2 625 Auger events and 315 TA events.

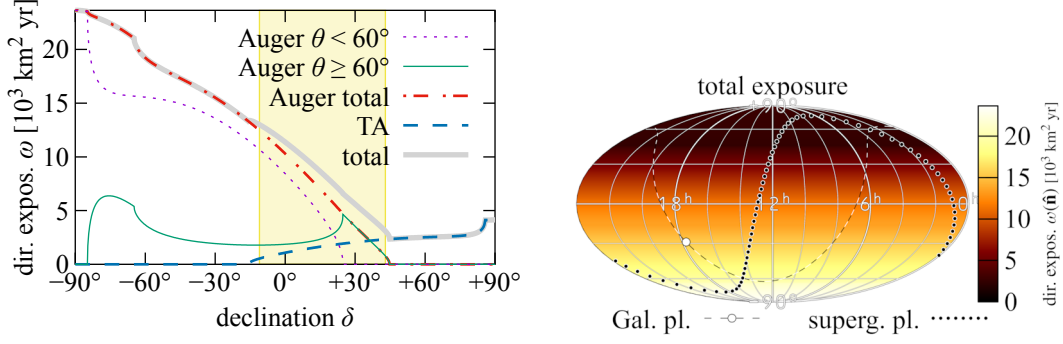


Figure 1: The directional exposure of the datasets we used. The yellow area in the left panel is the fiducial declination band used for the cross-calibration of energies [16].

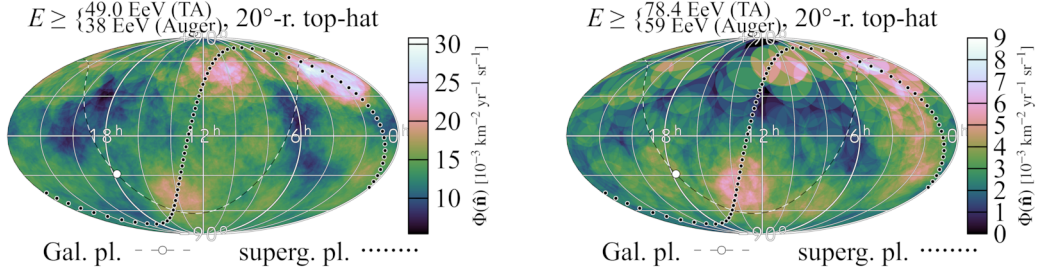


Figure 2: The flux distribution from our dataset above two selected energy thresholds, in equatorial coordinates

The geometrical exposure is $95\,700 \text{ km}^2 \text{ yr sr}$ for Auger vertical events (zenith angles $\theta < 60^\circ$) and $26\,300 \text{ km}^2 \text{ yr sr}$ for Auger inclined events ($60^\circ \leq \theta < 80^\circ$). Taking into account the energy resolution effects, the effective exposure is $96\,600 \text{ km}^2 \text{ yr sr}$ for Auger vertical events, $26\,600 \text{ km}^2 \text{ yr sr}$ for Auger inclined events, and $13\,700 \text{ km}^2 \text{ yr sr}$ for TA events. This represents a 33% increase from the last Auger–TA joint searches for medium-scale anisotropies [15]. The declination dependence of the directional exposure is computed in the approximation of 100% detector efficiency [18] and shown in Figure 1.

Following Ref. [16], we apply the conversion

$$E_{\text{TA}} \mapsto E_{\text{Auger}} = 8.57 (E_{\text{TA}}/10 \text{ EeV})^{0.937} \text{ EeV} \quad (1)$$

to TA event energies in order to correct them for the mismatch in the energy scales of the two experiments, which has been estimated by comparing their data in a common declination band in the intersection of their fields of view. The distribution of arrival directions of the events above two selected energy thresholds, averaged over 20° -radius top-hat windows, is shown in Figure 2.

3. The analysis

In this work, we present the result of a likelihood ratio test between flux models including a contribution from nearby galaxies and the isotropic null hypothesis, similar to Refs. [17, 19, 20].

We define the test statistic

$$\text{TS}(\psi, f, E_{\min}) = 2 \ln \frac{L(\psi, f, E_{\min})}{L(\psi, 0, E_{\min})}, \quad L(\psi, f, E_{\min}) = \prod_{E_i \geq E_{\min}} \frac{\Phi(\hat{\mathbf{n}}_i; \psi, f) \omega(\hat{\mathbf{n}}_i)}{\int_{4\pi} \Phi(\hat{\mathbf{n}}; \psi, f) \omega(\hat{\mathbf{n}}) d\Omega}, \quad (2)$$

where $\omega(\hat{\mathbf{n}})$ is the combined directional exposure of the dataset, and the flux model is

$$\Phi(\hat{\mathbf{n}}; \psi, f) = f \Phi_{\text{signal}}(\hat{\mathbf{n}}; \psi) + (1 - f) \Phi_{\text{background}}, \quad (3)$$

where the contribution of each source is a von Mises–Fisher distribution:

$$\Phi_{\text{signal}}(\hat{\mathbf{n}}; \psi) = \frac{1}{\sum_j w_s} \sum_j w_s \frac{\psi^{-2}}{4\pi \sinh \psi^{-2}} \exp(\psi^{-2} \hat{\mathbf{n}}_s \cdot \hat{\mathbf{n}}); \quad \Phi_{\text{background}} = \frac{1}{4\pi}, \quad (4)$$

where E_i and $\hat{\mathbf{n}}_i$ are the energy and arrival direction of the i -th event; w_s and $\hat{\mathbf{n}}_s$ are the weight and position of the s -th source candidate as defined in subsection 3.1; and ψ is the root-mean-square deflection per transverse dimension (i.e. the total r.m.s. deflection is $\sqrt{2} \times \psi$).¹ The von Mises–Fisher distribution is the analog of a Gaussian on a 2-sphere, centered on the position of each source. In reality, magnetic deflections include both regular and turbulent parts, but the directions of the former are not sufficiently well known to be used in a log-likelihood ratio test. In a future work, we plan to investigate using simulations how much realistic amounts of regular magnetic deflections can affect the result of an analysis which does not explicitly model them.

Since the null hypothesis (isotropy) is a special case of the model (obtained for $f = 0$) and for a fixed E_{\min} the TS is a smooth function of ψ and f , according to Wilks' theorem [22] $\max_{\psi, f} \text{TS}$ is χ^2 -distributed with two degrees of freedom.

The analysis is repeated using energy thresholds of 32 EeV, 33 EeV, . . . , 80 EeV on the Auger scale, corresponding to 40.8 EeV, 42.2 EeV, . . . , 108.6 EeV on the TA scale.

3.1 The galaxy catalogs

In this work, we use two different lists of candidate sources. The first is a list of 44 113 galaxies of all types at distances $1 \text{ Mpc} \leq D < 250 \text{ Mpc}$, based on the 2MASS catalog with distances from HyperLEDA, with weights assumed proportional to the near-infrared flux in the K -band ($2.2 \mu\text{m}$). The second is a list of 44 starburst galaxies at distances $1 \text{ Mpc} \leq D < 130 \text{ Mpc}$, taken from Ref. [23] except that we removed the SMC and LMC (which are dwarf irregular galaxies, not starburst galaxies, as evidenced by their infrared-to-radio flux ratio much lower than all other objects of the list), and added the Circinus galaxy with data from the Parkes telescope ($\alpha = 213.29^\circ$, $\delta = -65.34^\circ$, $D = 4.21$, $S_{1.4 \text{ GHz}} = 1.50 \text{ Jy}$); these galaxies were assigned weights proportional to their radio flux at 1.4 GHz. More details about these selections are found in Ref. [17].

In this work, we neglect the energy losses undergone by cosmic rays, hence the distant objects are assigned a larger weight than if energy losses were taken into account. Given the distance distributions of the objects we are considering, the effect of energy losses on the results can be presumed to be relatively small in the case of galaxies of all types and negligible in the case of starburst galaxies, though the precise rates depend on the mass composition of UHECRs. Also, like in previous studies [17, 19, 20], we do not attempt to correct for the fact that the catalogs are

¹The equivalent top-hat radius is $\Psi = 1.59\psi$ [21].

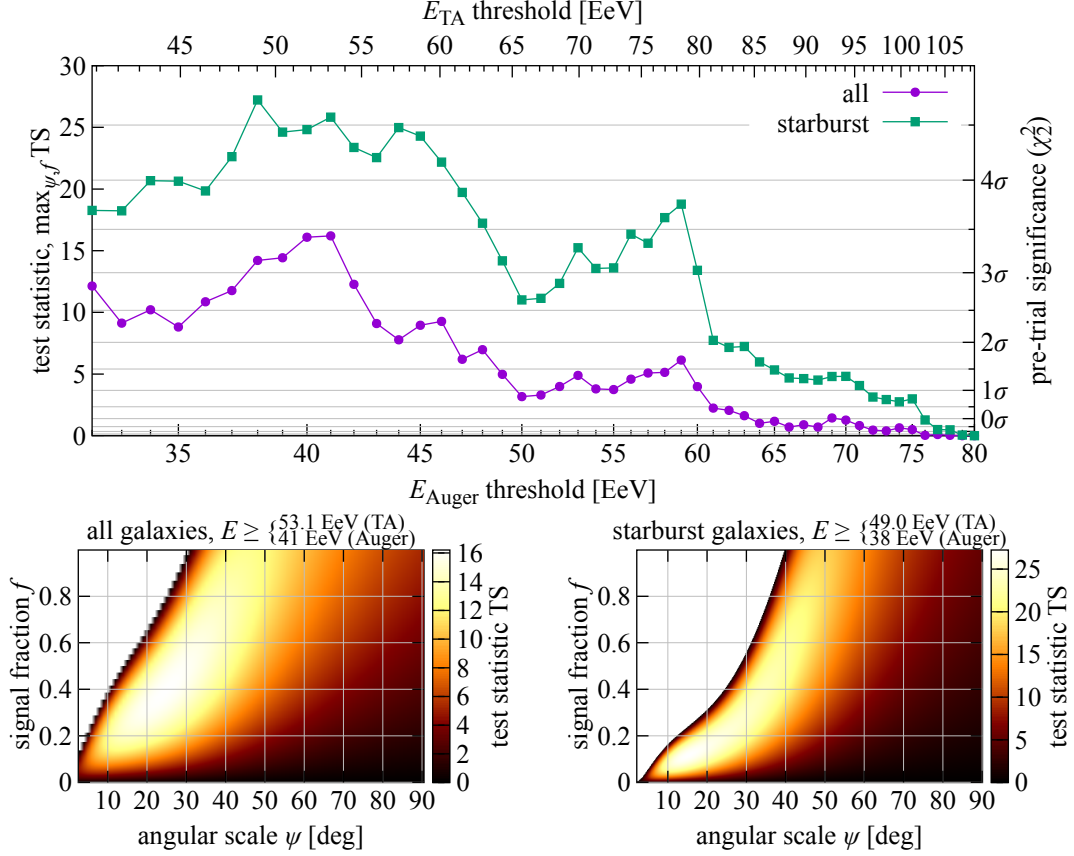


Figure 3: The test statistic TS as a function of the energy threshold E_{\min} (top) and of the angular scale ψ and signal fraction f (bottom). In the top panel, for each E_{\min} the corresponding best ψ and f are used, whereas in each of the bottom panels the same E_{\min} is used for all ψ and f . In the top panel, the significances on the right-hand side take into account the maximization over ψ and f but not over E_{\min} . The white areas at small ψ in the bottom panels correspond to models with $TS < 0$, i.e. fitting the data worse than the isotropic null hypothesis.

limited in flux rather than in intrinsic luminosity, meaning that distant objects can be excluded even if otherwise-identical objects would be included if closer to us. An estimate of the size of the effects of this limitation on the results is left for future works.

4. Results

Using the list of starburst galaxies, we find a maximum test statistic of $TS = 27.2$ with an energy threshold of $E_{\min} = 38$ EeV on the Auger scale (49 EeV on the TA scale), an angular scale $\psi = 15.5^{+5.3}_{-3.2}$,² and a signal fraction $f = 11.8\%^{+5.0\%}_{-3.1\%}$. Using the list of all types of galaxies, we find a maximum $TS = 16.2$ with $E_{\min} = 41$ EeV on the Auger scale (53 EeV on the TA scale), $\psi = 24^{+13}_{-8}$,³ and $f = 38\%^{+28\%}_{-14\%}$. The TS as a function of the parameters for the two catalogs is shown in Figure 3. The best-fit flux models are shown in Figure 4. Using both catalogs, there

²Equivalent top-hat radius: $\Psi = 24.6^{+8.4}_{-5.1}$.

³Equivalent top-hat radius: $\Psi = 38^{+21}_{-13}$.

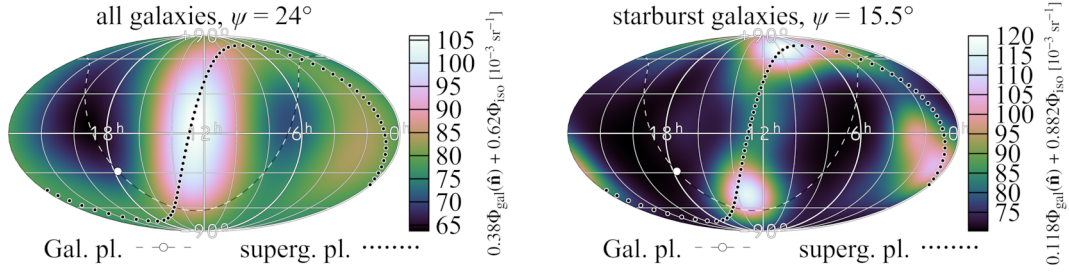


Figure 4: The best-fit flux models for the two catalogs we used

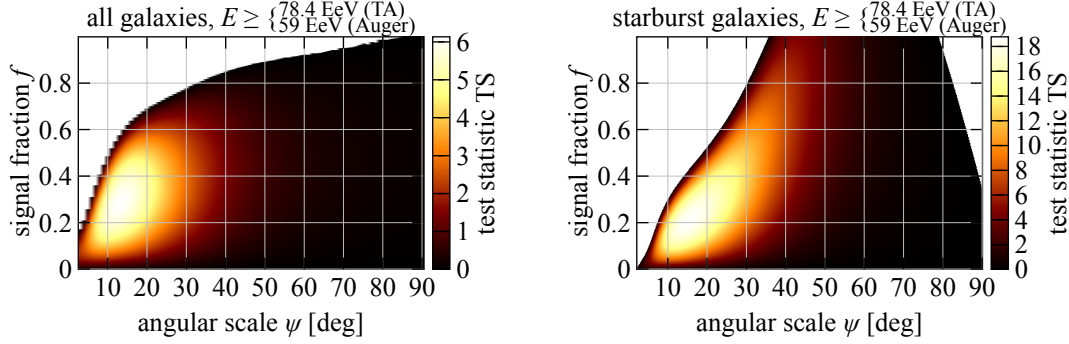


Figure 5: Same as in Figure 3 bottom, but with a higher energy threshold

also is a local maximum at $E_{\min} = 59$ EeV on the Auger scale (78 EeV on the TA scale); the TS as a function of ψ and f at this threshold is shown in Figure 5.

According to Wilks' theorem [22], when accounting for the scan over ψ and f (but not E_{\min}) these test statistics correspond to local statistical significances of 4.7σ and 3.4σ respectively. Wilks' theorem is not applicable to E_{\min} because the likelihood is not a smooth function of it, so we computed the post-trial significances accounting for all three free parameters using simulations in each of which the number and energies of events are the same as in the real data, but the arrival directions are randomly generated according to the combined directional exposure of the two arrays. The resulting distribution of test statistics is shown in Figure 6. We find that for the starburst galaxy model $TS = 27.2$ corresponds to a 4.2σ post-trial significance, and for the all-galaxy model $TS = 16.2$ corresponds to a 2.9σ post-trial significance.

4.1 Effect of the uncertainty in the energy cross calibration

As explained in Ref. [16], the statistical uncertainty in the cross calibration of energies can be treated as a $\pm 6.4\%$ uncertainty on the ratio between “effective” exposures, but we find that such an uncertainty has a negligible effect on the current study: if we increase the TA exposure by $\pm 6.4\%$, the maximum TS changes by ∓ 0.4 and ± 0.1 , for the starburst galaxy model and the all-galaxy model respectively, with changes in ψ and f of less than 1° and 1% respectively. The reason for this is that neither hemisphere dominates the anisotropic component of either model, so the fit to the data cannot be substantially improved or worsened just by rescaling the flux in one or the other hemisphere.

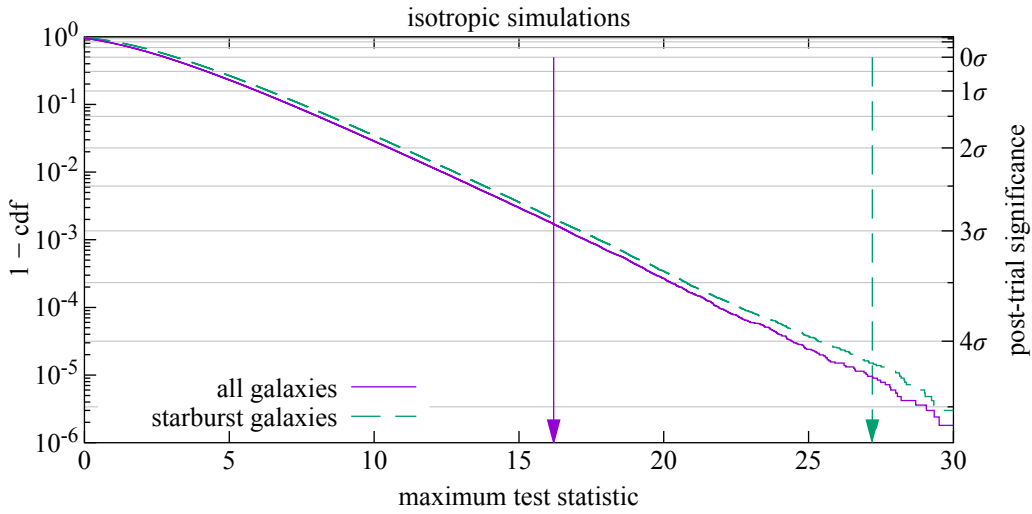


Figure 6: The distribution of TS among isotropic simulations

5. Conclusion

Our combined dataset hints at an association between the arrival directions of around 12% of cosmic rays detected with $E \geq 38$ EeV by Auger or with $E \gtrsim 49$ EeV by TA and the position of nearby starburst galaxies on an angular scale of around 16° , with a stronger significance than the Auger-only data [17] but still short of the discovery level, as well as a weaker association with the overall galaxy distribution. The astrophysical interpretation of this association is complicated by our incomplete knowledge about intergalactic and Galactic magnetic fields and the UHECR mass composition. Therefore we leave the possible interpretations of these results for future studies.

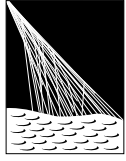
In the coming years, the upgraded arrays AugerPrime [24] and TA \times 4 [25] will gather more exposure, allowing us to probe flux models with more statistical sensitivity. It will be interesting to see if the new data will be able to confirm or dispute this finding. Furthermore, improved mass estimation from new analysis techniques (such as ones involving machine learning [26, 27]) and from the new detectors of Auger [24] will allow us to select high-rigidity event samples, which are expected to undergo smaller magnetic deflections.

References

- [1] A. Aab et al. [Pierre Auger collab.], *Nucl. Instrum. Meth. A* **798** (2015) 172 [1502.01323].
- [2] T. Abu-Zayyad et al. [Telescope Array collab.], *Nucl. Instrum. Meth. A* **689** (2012) 87 [1201.4964].
- [3] R.U. Abbasi et al. [Telescope Array collab.], *Astropart. Phys.* **86** (2017) 21 [1608.06306].
- [4] P. Abreu et al. [Pierre Auger collab.], *Astrophys. J. Lett.* **762** (2013) L13 [1212.3083].
- [5] A. Yushkov [for the Pierre Auger collab.], *PoS (ICRC2019)* 482.
- [6] W. Hanlon [for the Telescope Array collab.], *PoS (ICRC2019)* 280.
- [7] R.U. Abbasi et al. [Telescope Array collab.], *Astropart. Phys.* **110** (2019) 8 [1811.03920].
- [8] R.U. Abbasi et al. [Telescope Array collab.], *J. Exp. Theor. Phys.* **131** (2020) 255 [1905.03738].
- [9] J. Rautenberg [for the Pierre Auger collab.], *PoS (ICRC2019)* 398.
- [10] F. Pedreira [for the Pierre Auger collab.], *PoS (ICRC2019)* 979.
- [11] L.A. Anchordoqui, *Phys. Rep.* **801** (2019) 1 [1807.09645].

- [12] R. Alves Batista et al., *Front. Astron. Space Sci.* **6** (2019) 23 [1903.06714].
- [13] A. Aab et al. [Pierre Auger collab.], *Science* **357** (2017) 1266 [1709.07321].
- [14] R. Menezes [for the Pierre Auger collab.], these proceedings.
- [15] A. di Matteo et al. [for the Pierre Auger and Telescope Array collabs.], *PoS (ICRC2019)* 439 [2001.01864].
- [16] P. Tinyakov et al. [for the Pierre Auger and Telescope Array collabs.], these proceedings.
- [17] J. Biteau [for the Pierre Auger collab.], these proceedings.
- [18] P. Sommers, *Astropart. Phys.* **14** (2001) 271 [astro-ph/0004016].
- [19] A. Aab et al. [Pierre Auger collab.], *Astrophys. J. Lett.* **853** (2018) L29 [1801.06160].
- [20] R.U. Abbasi et al. [Telescope Array collab.], *Astrophys. J. Lett.* **867** (2018) L27 [1809.01573].
- [21] L. Caccianiga [for the Pierre Auger collab.], *PoS (ICRC2019)* 206.
- [22] S.S. Wilks, *Ann. Math. Statist.* **9** (1938) 60.
- [23] C. Lunardini et al., *J. Cosmol. Astropart. Phys.* **10** (2019) 073 [1902.09663].
- [24] A. Aab et al. [Pierre Auger collab.], [arXiv:1604.03637](https://arxiv.org/abs/1604.03637) (2016); G. Cataldi [for the Pierre Auger collab.], these proceedings.
- [25] R.U. Abbasi et al. [Telescope Array collab.], [arXiv:2103.01086](https://arxiv.org/abs/2103.01086) (2021).
- [26] R.U. Abbasi et al. [Telescope Array collab.], *Phys. Rev. D* **99** (2019) 022002 [1808.03680]
- [27] A. Aab et al. [Pierre Auger collab.], *J. Instrum.* **16** (2021) P07019 [2101.02946].

The Pierre Auger Collaboration



PIERRE
AUGER
OBSERVATORY

P. Abreu⁷², M. Aglietta^{54,52}, J.M. Albury¹³, I. Allekotte¹, A. Almela^{8,12}, J. Alvarez-Muñiz⁷⁹, R. Alves Batista⁸⁰, G.A. Anastasi^{63,52}, L. Anchordoqui⁸⁷, B. Andrada⁸, S. Andringa⁷², C. Aramo⁵⁰, P.R. Araújo Ferreira⁴², J. C. Arteaga Velázquez⁶⁷, H. Asorey⁸, P. Assis⁷², G. Avila¹¹, A.M. Badescu⁷⁵, A. Bakalova³², A. Balaceanu⁷³, F. Barbato^{45,46}, R.J. Barreira Luz⁷², K.H. Becker³⁸, J.A. Bellido^{13,69}, C. Berat³⁶, M.E. Bertaina^{63,52}, X. Bertou¹, P.L. Biermann^b, V. Binet⁶, K. Bismark^{39,8}, T. Bister⁴², J. Biteau³⁷, J. Blazek³², C. Bleve³⁶, M. Boháčová³², D. Boncioli^{57,46}, C. Bonifazi^{9,26}, L. Bonneau Arbeletche²¹, N. Borodai⁷⁰, A.M. Botti⁸, J. Brack^d, T. Bretz⁴², P.G. Bricchetto Orchera⁸, F.L. Briechele⁴², P. Buchholz⁴⁴, A. Bueno⁷⁸, S. Buitink¹⁵, M. Buscemi⁴⁷, M. Büsken^{39,8}, K.S. Caballero-Mora⁶⁶, L. Caccianiga^{59,49}, F. Canfora^{80,81}, I. Caracas³⁸, J.M. Carceller⁷⁸, R. Caruso^{58,47}, A. Castellina^{54,52}, F. Catalani¹⁹, G. Cataldi⁴⁸, L. Cazon⁷², M. Cerda¹⁰, J.A. Chinellato²², J. Chudoba³², L. Chytka³³, R.W. Clay¹³, A.C. Cobos Cerutti⁷, R. Colalillo^{60,50}, A. Coleman⁹³, M.R. Coluccia⁴⁸, R. Conceição⁷², A. Condorelli^{45,46}, G. Consolati^{49,55}, F. Contreras¹¹, F. Convenga^{56,48}, D. Correia dos Santos²⁸, C.E. Covault⁸⁵, S. Dasso^{5,3}, K. Daumiller⁴¹, B.R. Dawson¹³, J.A. Day¹³, R.M. de Almeida²⁸, J. de Jesús^{8,41}, S.J. de Jong^{80,81}, G. De Mauro^{80,81}, J.R.T. de Mello Neto^{26,27}, I. De Mitri^{45,46}, J. de Oliveira¹⁸, D. de Oliveira Franco²², F. de Palma^{56,48}, V. de Souza²⁰, E. De Vito^{56,48}, M. del Río¹¹, O. Deligny³⁴, L. Deval^{41,8}, A. di Matteo⁵², C. Dobrigkeit²², J.C. D'Olivo⁶⁸, L.M. Domingues Mendes⁷², R.C. dos Anjos²⁵, D. dos Santos²⁸, M.T. Dova⁴, J. Ebr³², R. Engel^{39,41}, I. Epicoco^{56,48}, M. Erdmann⁴², C.O. Escobar^a, A. Etchegoyen^{8,12}, H. Falcke^{80,82,81}, J. Farmer⁹², G. Farrar⁹⁰, A.C. Fauth²², N. Fazzini^a, F. Feldbusch⁴⁰, F. Fenu^{54,52}, B. Fick⁸⁹, J.M. Figueira⁸, A. Filipčić^{77,76}, T. Fitoussi⁴¹, T. Fodran⁸⁰, M.M. Freire⁶, T. Fujii^{92,e}, A. Fuster^{8,12}, C. Galea⁸⁰, C. Galelli^{59,49}, B. García⁷, A.L. Garcia Vegas⁴², H. Gemmeke⁴⁰, F. Gesualdi^{8,41}, A. Gherghel-Lascu⁷³, P.L. Ghia³⁴, U. Giaccari⁸⁰, M. Giammarchi⁴⁹, J. Glombitza⁴², F. Gobbi¹⁰, F. Gollan⁸, G. Golup¹, M. Gómez Berisso¹, P.F. Gómez Vitale¹¹, J.P. Gongora¹¹, J.M. González¹, N. González¹⁴, I. Goos^{1,41}, D. Góra⁷⁰, A. Gorgi^{54,52}, M. Gottowik³⁸, T.D. Grubb¹³, F. Guarino^{60,50}, G.P. Guedes²³, E. Guido^{52,63}, S. Hahn^{41,8}, P. Hamal³², M.R. Hampel⁸, P. Hansen⁴, D. Harari¹, V.M. Harvey¹³, A. Haungs⁴¹, T. Hebbeker⁴², D. Heck⁴¹, G.C. Hill¹³, C. Hojvat^a, J.R. Hörandel^{80,81}, P. Horvath³³, M. Hrabovský³³, T. Huege^{41,15}, A. Insolia^{58,47}, P.G. Isar⁷⁴, P. Janecek³², J.A. Johnsen⁸⁶, J. Jurysek³², A. Kääpä³⁸, K.H. Kampert³⁸, N. Karastathis⁴¹, B. Keilhauer⁴¹, J. Kemp⁴², A. Khakurdikar⁸⁰, V.V. Kizakke Covilakam^{8,41}, H.O. Klages⁴¹, M. Kleifges⁴⁰, J. Kleinfeller¹⁰, M. Köpke³⁹, N. Kunka⁴⁰, B.L. Lago¹⁷, R.G. Lang²⁰, N. Langner⁴², M.A. Leigui de Oliveira²⁴, V. Lenok⁴¹, A. Letessier-Selvon³⁵, I. Lhenry-Yvon³⁴, D. Lo Presti^{58,47}, L. Lopes⁷², R. López⁶⁴, L. Lu⁹⁴, Q. Luce³⁹, J.P. Lundquist⁷⁶, A. Machado Payeras²², G. Mancarella^{56,48}, D. Mandat³², B.C. Manning¹³, J. Manshanden⁴³, P. Mantsch^a, S. Marafico³⁴, A.G. Mariuzzi⁴, I.C. Mariş¹⁴, G. Marsella^{61,47}, D. Martello^{56,48}, S. Martinelli^{41,8}, O. Martínez Bravo⁶⁴, M. Mastrodicasa^{57,46}, H.J. Mathes⁴¹, J. Matthews⁸⁸, G. Matthiae^{62,51}, E. Mayotte³⁸, P.O. Mazur^a, G. Medina-Tanco⁶⁸, D. Melo⁸, A. Menshikov⁴⁰, K.-D. Merenda⁸⁶, S. Michal³³, M.I. Micheletti⁶, L. Miramonti^{59,49}, S. Mollerach¹, F. Montanet³⁶, C. Morello^{54,52}, M. Mostafá⁹¹, A.L. Müller⁸, M.A. Muller²², K. Mulrey¹⁵, R. Mussa⁵², M. Muzio⁹⁰, W.M. Namasaka³⁸, A. Nasr-Esfahani³⁸, L. Nellen⁶⁸, M. Niculescu-Oglinza⁷³, M. Niechciol⁴⁴, D. Nitz⁸⁹, D. Nosek³¹, V. Novotny³¹, L. Nožka³³, A. Nucita^{56,48}, L.A. Núñez³⁰, M. Palatka³², J. Pallotta², P. Papenbreer³⁸, G. Parente⁷⁹, A. Parra⁶⁴, J. Pawlowsky³⁸, M. Pech³², F. Pedreira⁷⁹, J. Pękala⁷⁰, R. Pelayo⁶⁵, J. Peña-Rodríguez³⁰, E.E. Pereira Martins^{39,8}, J. Perez Armand²¹, C. Pérez Bertoli^{8,41}, M. Perlin^{8,41}, L. Perrone^{56,48}, S. Petretera^{45,46}, T. Pierog⁴¹, M. Pimenta⁷², V. Pirronello^{58,47}, M. Platino⁸, B. Pont⁸⁰, M. Pothast^{81,80}, P. Privitera⁹², M. Prouza³², A. Puyleart⁸⁹, S. Querchfeld³⁸, J. Rautenberg³⁸, D. Ravnani⁸, M. Reininghaus^{41,8}, J. Ridky³², F. Riehn⁷², M. Risse⁴⁴, V. Rizi^{57,46}, W. Rodrigues de Carvalho²¹, J. Rodriguez Rojo¹¹, M.J. Roncoroni⁸, S. Rossoni⁴³, M. Roth⁴¹, E. Roulet¹, A.C. Rovero⁵, P. Ruhl⁴⁴, A. Saftoiu⁷³, F. Salamida^{57,46}, H. Salazar⁶⁴, G. Salina⁵¹, J.D. Sanabria Gomez³⁰, F. Sánchez⁸, E.M. Santos²¹, E. Santos³², F. Sarazin⁸⁶, R. Sarmento⁷², C. Sarmiento-Cano⁸, R. Sato¹¹,

P. Savina^{56,48,34,94}, C.M. Schäfer⁴¹, V. Scherini^{56,48}, H. Schieler⁴¹, M. Schimassek^{39,8}, M. Schimp³⁸, F. Schlüter^{41,8}, D. Schmidt³⁹, O. Scholten^{84,15}, P. Schovánek³², F.G. Schröder^{93,41}, S. Schröder³⁸, J. Schulte⁴², S.J. Sciutto⁴, M. Scornavacche^{8,41}, A. Segreto^{53,47}, S. Sehgal³⁸, R.C. Shellard¹⁶, G. Sigl⁴³, G. Silli^{8,41}, O. Sima^{73,f}, R. Šmída⁹², P. Sommers⁹¹, J.F. Soriano⁸⁷, J. Souchard³⁶, R. Squartini¹⁰, M. Stadelmaier^{41,8}, D. Stanca⁷³, S. Stanič⁷⁶, J. Stasielak⁷⁰, P. Stassi³⁶, A. Streich^{39,8}, M. Suárez-Durán¹⁴, T. Sudholz¹³, T. Suomijärvi³⁷, A.D. Supanitsky⁸, Z. Szadkowski⁷¹, A. Tapia²⁹, C. Taricco^{63,52}, C. Timmermans^{81,80}, O. Tkachenko⁴¹, P. Tobiska³², C.J. Todero Peixoto¹⁹, B. Tomé⁷², Z. Torrès³⁶, A. Travaini¹⁰, P. Travnicek³², C. Trimarelli^{57,46}, M. Tueros⁴, R. Ulrich⁴¹, M. Unger⁴¹, L. Vaclavek³³, M. Vacula³³, J.F. Valdés Galicia⁶⁸, L. Valore^{60,50}, E. Varela⁶⁴, A. Vásquez-Ramírez³⁰, D. Veberič⁴¹, C. Ventura²⁷, I.D. Vergara Quispe⁴, V. Verzi⁵¹, J. Vicha³², J. Vink⁸³, S. Vorobiov⁷⁶, H. Wahlberg⁴, C. Watanabe²⁶, A.A. Watson^c, M. Weber⁴⁰, A. Weindl⁴¹, L. Wiencke⁸⁶, H. Wilczyński⁷⁰, M. Wirtz⁴², D. Wittkowski³⁸, B. Wundheiler⁸, A. Yushkov³², O. Zapparrata¹⁴, E. Zas⁷⁹, D. Zavrtanik^{76,77}, M. Zavrtanik^{77,76}, L. Zehrer⁷⁶

-
- ¹ Centro Atómico Bariloche and Instituto Balseiro (CNEA-UNCuyo-CONICET), San Carlos de Bariloche, Argentina
² Centro de Investigaciones en Láseres y Aplicaciones, CITEDEF and CONICET, Villa Martelli, Argentina
³ Departamento de Física and Departamento de Ciencias de la Atmósfera y los Océanos, FCEyN, Universidad de Buenos Aires and CONICET, Buenos Aires, Argentina
⁴ IFLP, Universidad Nacional de La Plata and CONICET, La Plata, Argentina
⁵ Instituto de Astronomía y Física del Espacio (IAFE, CONICET-UBA), Buenos Aires, Argentina
⁶ Instituto de Física de Rosario (IFIR) – CONICET/U.N.R. and Facultad de Ciencias Bioquímicas y Farmacéuticas U.N.R., Rosario, Argentina
⁷ Instituto de Tecnologías en Detección y Astropartículas (CNEA, CONICET, UNSAM), and Universidad Tecnológica Nacional – Facultad Regional Mendoza (CONICET/CNEA), Mendoza, Argentina
⁸ Instituto de Tecnologías en Detección y Astropartículas (CNEA, CONICET, UNSAM), Buenos Aires, Argentina
⁹ International Center of Advanced Studies and Instituto de Ciencias Físicas, ECyT-UNSAM and CONICET, Campus Miguelete – San Martín, Buenos Aires, Argentina
¹⁰ Observatorio Pierre Auger, Malargüe, Argentina
¹¹ Observatorio Pierre Auger and Comisión Nacional de Energía Atómica, Malargüe, Argentina
¹² Universidad Tecnológica Nacional – Facultad Regional Buenos Aires, Buenos Aires, Argentina
¹³ University of Adelaide, Adelaide, S.A., Australia
¹⁴ Université Libre de Bruxelles (ULB), Brussels, Belgium
¹⁵ Vrije Universiteit Brussels, Brussels, Belgium
¹⁶ Centro Brasileiro de Pesquisas Físicas, Rio de Janeiro, RJ, Brazil
¹⁷ Centro Federal de Educação Tecnológica Celso Suckow da Fonseca, Nova Friburgo, Brazil
¹⁸ Instituto Federal de Educação, Ciência e Tecnologia do Rio de Janeiro (IFRJ), Brazil
¹⁹ Universidade de São Paulo, Escola de Engenharia de Lorena, Lorena, SP, Brazil
²⁰ Universidade de São Paulo, Instituto de Física de São Carlos, São Carlos, SP, Brazil
²¹ Universidade de São Paulo, Instituto de Física, São Paulo, SP, Brazil
²² Universidade Estadual de Campinas, IFGW, Campinas, SP, Brazil
²³ Universidade Estadual de Feira de Santana, Feira de Santana, Brazil
²⁴ Universidade Federal do ABC, Santo André, SP, Brazil
²⁵ Universidade Federal do Paraná, Setor Palotina, Palotina, Brazil
²⁶ Universidade Federal do Rio de Janeiro, Instituto de Física, Rio de Janeiro, RJ, Brazil
²⁷ Universidade Federal do Rio de Janeiro (UFRJ), Observatório do Valongo, Rio de Janeiro, RJ, Brazil
²⁸ Universidade Federal Fluminense, EEIMVR, Volta Redonda, RJ, Brazil
²⁹ Universidad de Medellín, Medellín, Colombia
³⁰ Universidad Industrial de Santander, Bucaramanga, Colombia
³¹ Charles University, Faculty of Mathematics and Physics, Institute of Particle and Nuclear Physics, Prague, Czech Republic
³² Institute of Physics of the Czech Academy of Sciences, Prague, Czech Republic

- ³³ Palacky University, RCPTM, Olomouc, Czech Republic
- ³⁴ CNRS/IN2P3, IJCLab, Université Paris-Saclay, Orsay, France
- ³⁵ Laboratoire de Physique Nucléaire et de Hautes Energies (LPNHE), Sorbonne Université, Université de Paris, CNRS-IN2P3, Paris, France
- ³⁶ Univ. Grenoble Alpes, CNRS, Grenoble Institute of Engineering Univ. Grenoble Alpes, LPSC-IN2P3, 38000 Grenoble, France
- ³⁷ Université Paris-Saclay, CNRS/IN2P3, IJCLab, Orsay, France
- ³⁸ Bergische Universität Wuppertal, Department of Physics, Wuppertal, Germany
- ³⁹ Karlsruhe Institute of Technology (KIT), Institute for Experimental Particle Physics, Karlsruhe, Germany
- ⁴⁰ Karlsruhe Institute of Technology (KIT), Institut für Prozessdatenverarbeitung und Elektronik, Karlsruhe, Germany
- ⁴¹ Karlsruhe Institute of Technology (KIT), Institute for Astroparticle Physics, Karlsruhe, Germany
- ⁴² RWTH Aachen University, III. Physikalisches Institut A, Aachen, Germany
- ⁴³ Universität Hamburg, II. Institut für Theoretische Physik, Hamburg, Germany
- ⁴⁴ Universität Siegen, Department Physik – Experimentelle Teilchenphysik, Siegen, Germany
- ⁴⁵ Gran Sasso Science Institute, L'Aquila, Italy
- ⁴⁶ INFN Laboratori Nazionali del Gran Sasso, Assergi (L'Aquila), Italy
- ⁴⁷ INFN, Sezione di Catania, Catania, Italy
- ⁴⁸ INFN, Sezione di Lecce, Lecce, Italy
- ⁴⁹ INFN, Sezione di Milano, Milano, Italy
- ⁵⁰ INFN, Sezione di Napoli, Napoli, Italy
- ⁵¹ INFN, Sezione di Roma “Tor Vergata”, Roma, Italy
- ⁵² INFN, Sezione di Torino, Torino, Italy
- ⁵³ Istituto di Astrofisica Spaziale e Fisica Cosmica di Palermo (INAF), Palermo, Italy
- ⁵⁴ Osservatorio Astrofisico di Torino (INAF), Torino, Italy
- ⁵⁵ Politecnico di Milano, Dipartimento di Scienze e Tecnologie Aerospaziali, Milano, Italy
- ⁵⁶ Università del Salento, Dipartimento di Matematica e Fisica “E. De Giorgi”, Lecce, Italy
- ⁵⁷ Università dell’Aquila, Dipartimento di Scienze Fisiche e Chimiche, L’Aquila, Italy
- ⁵⁸ Università di Catania, Dipartimento di Fisica e Astronomia, Catania, Italy
- ⁵⁹ Università di Milano, Dipartimento di Fisica, Milano, Italy
- ⁶⁰ Università di Napoli “Federico II”, Dipartimento di Fisica “Ettore Pancini”, Napoli, Italy
- ⁶¹ Università di Palermo, Dipartimento di Fisica e Chimica “E. Segrè”, Palermo, Italy
- ⁶² Università di Roma “Tor Vergata”, Dipartimento di Fisica, Roma, Italy
- ⁶³ Università Torino, Dipartimento di Fisica, Torino, Italy
- ⁶⁴ Benemérita Universidad Autónoma de Puebla, Puebla, México
- ⁶⁵ Unidad Profesional Interdisciplinaria en Ingeniería y Tecnologías Avanzadas del Instituto Politécnico Nacional (UPIITA-IPN), México, D.F., México
- ⁶⁶ Universidad Autónoma de Chiapas, Tuxtla Gutiérrez, Chiapas, México
- ⁶⁷ Universidad Michoacana de San Nicolás de Hidalgo, Morelia, Michoacán, México
- ⁶⁸ Universidad Nacional Autónoma de México, México, D.F., México
- ⁶⁹ Universidad Nacional de San Agustín de Arequipa, Facultad de Ciencias Naturales y Formales, Arequipa, Peru
- ⁷⁰ Institute of Nuclear Physics PAN, Krakow, Poland
- ⁷¹ University of Łódź, Faculty of High-Energy Astrophysics, Łódź, Poland
- ⁷² Laboratório de Instrumentação e Física Experimental de Partículas – LIP and Instituto Superior Técnico – IST, Universidade de Lisboa – UL, Lisboa, Portugal
- ⁷³ “Horia Hulubei” National Institute for Physics and Nuclear Engineering, Bucharest-Magurele, Romania
- ⁷⁴ Institute of Space Science, Bucharest-Magurele, Romania
- ⁷⁵ University Politehnica of Bucharest, Bucharest, Romania
- ⁷⁶ Center for Astrophysics and Cosmology (CAC), University of Nova Gorica, Nova Gorica, Slovenia
- ⁷⁷ Experimental Particle Physics Department, J. Stefan Institute, Ljubljana, Slovenia
- ⁷⁸ Universidad de Granada and C.A.F.P.E., Granada, Spain
- ⁷⁹ Instituto Galego de Física de Altas Enerxías (IGFAE), Universidade de Santiago de Compostela, Santiago de Compostela, Spain

- ⁸⁰ IMAPP, Radboud University Nijmegen, Nijmegen, The Netherlands
⁸¹ Nationaal Instituut voor Kernfysica en Hoge Energie Fysica (NIKHEF), Science Park, Amsterdam, The Netherlands
⁸² Stichting Astronomisch Onderzoek in Nederland (ASTRON), Dwingeloo, The Netherlands
⁸³ Universiteit van Amsterdam, Faculty of Science, Amsterdam, The Netherlands
⁸⁴ University of Groningen, Kapteyn Astronomical Institute, Groningen, The Netherlands
⁸⁵ Case Western Reserve University, Cleveland, OH, USA
⁸⁶ Colorado School of Mines, Golden, CO, USA
⁸⁷ Department of Physics and Astronomy, Lehman College, City University of New York, Bronx, NY, USA
⁸⁸ Louisiana State University, Baton Rouge, LA, USA
⁸⁹ Michigan Technological University, Houghton, MI, USA
⁹⁰ New York University, New York, NY, USA
⁹¹ Pennsylvania State University, University Park, PA, USA
⁹² University of Chicago, Enrico Fermi Institute, Chicago, IL, USA
⁹³ University of Delaware, Department of Physics and Astronomy, Bartol Research Institute, Newark, DE, USA
⁹⁴ University of Wisconsin-Madison, Department of Physics and WIPAC, Madison, WI, USA

^a Fermi National Accelerator Laboratory, Fermilab, Batavia, IL, USA

^b Max-Planck-Institut für Radioastronomie, Bonn, Germany


^c School of Physics and Astronomy, University of Leeds, Leeds, United Kingdom

^d Colorado State University, Fort Collins, CO, USA

^e now at Hakubi Center for Advanced Research and Graduate School of Science, Kyoto University, Kyoto, Japan

^f also at University of Bucharest, Physics Department, Bucharest, Romania

The Telescope Array Collaboration



R.U. Abbasi^{1,2}, T. Abu-Zayyad^{1,2}, M. Allen², Y. Arai³, R. Arimura³, E. Barcikowski², J.W. Belz², D.R. Bergman², S.A. Blake², I. Buckland², R. Cady², B.G. Cheon⁴, J. Chiba⁵, M. Chikawa⁶, T. Fujii⁷, K. Fujisue⁶, K. Fujita³, R. Fujiwara³, M. Fukushima⁶, R. Fukushima³, G. Furlich², R. Gonzalez², W. Hanlon², M. Hayashi⁸, N. Hayashida⁹, K. Hibino⁹, R. Higuchi⁶, K. Honda¹⁰, D. Ikeda⁹, T. Inadomi¹¹, N. Inoue¹², T. Ishii¹⁰, H. Ito¹³, D. Ivanov², H. Iwakura¹¹, A. Iwasaki³, H.M. Jeong¹⁴, S. Jeong¹⁴, C.C.H. Jui², K. Kadota¹⁵, F. Kakimoto⁹, O. Kalashev¹⁶, K. Kasahara¹⁷, S. Kasami¹⁸, H. Kawai¹⁹, S. Kawakami³, S. Kawana¹², K. Kawata⁶, I. Kharuk¹⁶, E. Kido¹³, H.B. Kim⁴, J.H. Kim², J.H. Kim², M.H. Kim¹⁴, S.W. Kim¹⁴, Y. Kimura³, S. Kishigami³, Y. Kubota¹¹, S. Kurisu¹¹, V. Kuzmin¹⁶, M. Kuznetsov^{16,20}, Y.J. Kwon²¹, K.H. Lee¹⁴, B. Lubsandorzhev¹⁶, J.P. Lundquist^{2,22}, K. Machida¹⁰, H. Matsumiya³, T. Matsuyama³, J.N. Matthews², R. Mayta³, M. Minamino³, K. Mukai¹⁰, I. Myers², S. Nagataki¹³, K. Nakai³, R. Nakamura¹¹, T. Nakamura²³, T. Nakamura¹¹, Y. Nakamura¹¹, A. Nakazawa¹¹, E. Nishio¹⁸, T. Nonaka⁶, H. Oda³, S. Ogio^{3,24}, M. Ohnishi⁶, H. Ohoka⁶, Y. Oku¹⁸, T. Okuda²⁵, Y. Omura³, M. Ono¹³, R. Onogi³, A. Oshima³, S. Ozawa²⁶, I.H. Park¹⁴, M. Potts², M.S. Pshirkov^{16,27}, J. Remington², D.C. Rodriguez², G.I. Rubtsov¹⁶, D. Ryu²⁸, H. Sagawa⁶, R. Sahara³, Y. Saito¹¹, N. Sakaki⁶, T. Sako⁶, N. Sakurai³, K. Sano¹¹, K. Sato³, T. Seki¹¹, K. Sekino⁶, P.D. Shah², Y. Shibasaki¹¹, F. Shibata¹⁰, N. Shibata¹⁸, T. Shibata⁶, H. Shimodaira⁶, B.K. Shin²⁸, H.S. Shin⁶, D. Shinto¹⁸, J.D. Smith², P. Sokolsky², N. Sone¹¹, B.T. Stokes², T.A. Stroman², Y. Takagi³, Y. Takahashi³, M. Takamura⁵, M. Takeda⁶, R. Takeishi⁶, A. Taketa²⁹, M. Takita⁶, Y. Tameda¹⁸, H. Tanaka³, K. Tanaka³⁰, M. Tanaka³¹, Y. Tanoue³, S.B. Thomas², G.B. Thomson², P. Tinyakov^{16,20}, I. Tkachev¹⁶, H. Tokuno³², T. Tomida¹¹, S. Troitsky¹⁶, R. Tsuda³, Y. Tsunesada^{3,24}, Y. Uchihori³³, S. Udo⁹, T. Uehama¹¹, F. Urban³⁴, T. Wong², K. Yada⁶, M. Yamamoto¹¹, K. Yamazaki⁹, J. Yang³⁵, K. Yashiro⁵, F. Yoshida¹⁸, Y. Yoshioka¹¹, Y. Zhezher^{6,16}, and Z. Zundel²

- ¹ *Department of Physics, Loyola University Chicago, Chicago, Illinois, USA*
- ² *High Energy Astrophysics Institute and Department of Physics and Astronomy, University of Utah, Salt Lake City, Utah, USA*
- ³ *Graduate School of Science, Osaka City University, Osaka, Osaka, Japan*
- ⁴ *Department of Physics and The Research Institute of Natural Science, Hanyang University, Seongdong-gu, Seoul, Korea*
- ⁵ *Department of Physics, Tokyo University of Science, Noda, Chiba, Japan*
- ⁶ *Institute for Cosmic Ray Research, University of Tokyo, Kashiwa, Chiba, Japan*
- ⁷ *The Hakubi Center for Advanced Research and Graduate School of Science, Kyoto University, Kitashirakawa-Oiwakecho, Sakyo-ku, Kyoto, Japan*
- ⁸ *Information Engineering Graduate School of Science and Technology, Shinshu University, Nagano, Nagano, Japan*
- ⁹ *Faculty of Engineering, Kanagawa University, Yokohama, Kanagawa, Japan*
- ¹⁰ *Interdisciplinary Graduate School of Medicine and Engineering, University of Yamanashi, Kofu, Yamanashi, Japan*
- ¹¹ *Academic Assembly School of Science and Technology Institute of Engineering, Shinshu University, Nagano, Nagano, Japan*
- ¹² *The Graduate School of Science and Engineering, Saitama University, Saitama, Saitama, Japan*
- ¹³ *Astrophysical Big Bang Laboratory, RIKEN, Wako, Saitama, Japan*
- ¹⁴ *Department of Physics, SungKyunKwan University, Jang-an-gu, Suwon, Korea*
- ¹⁵ *Department of Physics, Tokyo City University, Setagaya-ku, Tokyo, Japan*
- ¹⁶ *Institute for Nuclear Research of the Russian Academy of Sciences, Moscow, Russia*
- ¹⁷ *Faculty of Systems Engineering and Science, Shibaura Institute of Technology, Minato-ku, Tokyo, Japan*
- ¹⁸ *Department of Engineering Science, Faculty of Engineering, Osaka Electro-Communication University, Neyagawashi, Osaka, Japan*
- ¹⁹ *Department of Physics, Chiba University, Chiba, Chiba, Japan*
- ²⁰ *Service de Physique Théorique, Université Libre de Bruxelles, Brussels, Belgium*
- ²¹ *Department of Physics, Yonsei University, Seodaemun-gu, Seoul, Korea*
- ²² *Center for Astrophysics and Cosmology, University of Nova Gorica, Nova Gorica, Slovenia*
- ²³ *Faculty of Science, Kochi University, Kochi, Kochi, Japan*
- ²⁴ *Nambu Yoichiro Institute of Theoretical and Experimental Physics, Osaka City University, Osaka, Osaka, Japan*
- ²⁵ *Department of Physical Sciences, Ritsumeikan University, Kusatsu, Shiga, Japan*
- ²⁶ *Quantum ICT Advanced Development Center, National Institute for Information and Communications Technology, Koganei, Tokyo, Japan*
- ²⁷ *Sternberg Astronomical Institute, Moscow M.V. Lomonosov State University, Moscow, Russia*
- ²⁸ *Department of Physics, School of Natural Sciences, Ulsan National Institute of Science and Technology, UNIST-gil, Ulsan, Korea*
- ²⁹ *Earthquake Research Institute, University of Tokyo, Bunkyo-ku, Tokyo, Japan*
- ³⁰ *Graduate School of Information Sciences, Hiroshima City University, Hiroshima, Hiroshima, Japan*
- ³¹ *Institute of Particle and Nuclear Studies, KEK, Tsukuba, Ibaraki, Japan*
- ³² *Graduate School of Science and Engineering, Tokyo Institute of Technology, Meguro, Tokyo, Japan*
- ³³ *Department of Research Planning and Promotion, Quantum Medical Science Directorate, National Institutes for Quantum and Radiological Science and Technology, Chiba, Chiba, Japan*
- ³⁴ *CEICO, Institute of Physics, Czech Academy of Sciences, Prague, Czech Republic*
- ³⁵ *Department of Physics and Institute for the Early Universe, Ewha Womans University, Seodaemun-gu, Seoul, Korea*