

Hysteresis and return point memory in the random field Blume Capel model

B.E. Aldrin,^{1,2,*} Abdul Khaleeqe,^{3,†} and Sumedha^{1,2,‡}

¹*School of Physical Sciences, National Institute of Science Education and Research,
Bhubaneswar, P.O. Jatni, Khurda, Odisha, India 752050*

²*Homi Bhabha National Institute, Training School Complex, Anushakti Nagar, Mumbai 400094, India*

³*Department of Physics, Bidhan Chandra College, University of Calcutta, Kolkata, India*

We study the zero temperature steady state of the random field Blume Capel model with spin-flip Glauber dynamics on a random regular graph. The magnetisation m as a function of the external field H is observed to have double hysteresis loops with a return point memory. We also solve the model on a Bethe lattice assuming the spin relaxation dynamics to be abelian and find good agreement between simulations on random regular graphs and Bethe lattice calculations for negative values of H .

I. INTRODUCTION

In experiments, it is often seen that a piece of magnet exposed to an increasing external magnetic field magnetises in a series of jumps or avalanches. This gives rise to a magnetisation that lags behind the external magnetic field and shows a history dependence. This effect is known as hysteresis [1]. The magnetic signal produced on changing the external field known as the Barkhausen noise, is highly reproducible [2]. Hysteresis is also seen in many other systems (see [3] for a recent review) like martensites [4], DNA unzipping [5], granular matter [6, 7], output vs input in economics [8] and perception in psychology [9].

Systems with multiple metastable states with energy barriers higher than the energy of the thermal fluctuations typically exhibit hysteresis on the application of an external force. Spin systems with quenched disorder are examples of systems with multiple metastable states. Sethna et al [10] studied the zero temperature random-field Ising model (RFIM) and found that the model exhibits hysteresis and a return point memory (RPM). The zero temperature RFIM has been very useful in understanding the phenomenon of hysteresis and RPM. The model has hence been studied extensively and continues to be of interest [2, 11–23]. RPM can be described as the system's ability to return to a previous state when the direction of the applied magnetic field is reversed. This is important as it allows magnetic tapes to be rerecorded and gives shape memory to shape memory alloys [3]. The existence of RPM for zero temperature RFIM steady state with spin-flip Glauber dynamics [25] was proved using the no passing theorem [10, 24].

The steady state magnetisation for the RFIM with zero temperature Glauber spin-flip dynamics exhibits a single hysteresis loop as the external field is varied. In experiments, one often observes multiple hysteresis loops in systems like ferroelectrics [26, 27], antiferroelectrics [28] and

martensites [29]. A connection between multiple hysteresis and higher spin molecules was reported in experiments involving Mn_{12} [30]. In most of these systems, like the thermoelastic martensites, RPM is also seen in experiments [4]. Numerical studies involving higher spins and continuous spins with random fields have also reported multiple hysteresis loops [31–33].

In this paper we study the hysteresis response of the zero temperature spin-1 random field Blume Capel model (RFBCM) and find that the magnetisation exhibits double hysteresis (see Fig. 1) with RPM. The model is defined by the Hamiltonian:

$$H = - \sum_{\langle ij \rangle} s_i s_j - \sum_i h_i s_i - H \sum_i s_i + \Delta \sum_i s_i^2 \quad (1)$$

Here s_i are the spin-1 variables that take values ± 1 and 0. The index i and j run over all the lattice sites. Δ is the crystal field strength : a positive value of Δ favours the 0 spin state, while a negative value favours the ± 1 spin states. H is the external magnetic field and h_i is the quenched local random field, drawn from a continuous Gaussian probability distribution $\phi(h) = \frac{1}{\sqrt{2\pi}\sigma^2} e^{-h^2/2\sigma^2}$, with σ the standard deviation of the distribution.

We study the zero temperature RFBCM numerically using zero temperature Glauber spin-flip dynamics on a random regular graph. It is useful to study models on a random regular graph as they take correlations between neighbouring sites into account. The nature of the steady state can be different on a random regular graph than on a fully connected graph, in the presence of disorder. For example, zero temperature RFIM on a fully connected graph shows hysteresis only for σ less than a critical value, whereas in the case of random regular graphs, hysteresis is seen for all values of σ [10, 11].

We find that even though the dynamics is not abelian for RFBCM, zero temperature steady state of the model exhibits RPM on a random regular graph. We solve the model on a Bethe lattice by extending the method used to study RFIM [11]. The hysteresis plots obtained on the Bethe lattice match with the plots for the same coordination number on a random regular graph for negative values of H and do not match for positive values of H . Since the hysteresis loops on a random regular graph for

* aldrin.be@niser.ac.in

† aktphys@gmail.com

‡ sumedha@niser.ac.in

RFBCM for positive and negative H are identical on reversing the sign, our Bethe lattice calculations provide an analytical solution of the problem on a random regular graph. We also find that the magnetisation undergoes a transition from first order hysteresis to second order hysteresis for RFBCM on random regular graphs with coordination number ≥ 3 at a value of σ that changes with Δ . This is in contrast to the behaviour of RFIM where first order hysteresis loops are seen only for coordination number ≥ 4 [11].

The plan of the paper is as follows: In Sec. II we study hysteresis on a random regular graphs and show the RPM property of the hysteresis curves. In Sec. III we solve the model on the Bethe lattice and compare these results with the simulation results on a random regular graph. We summarise in Sec. IV.

II. HYSTERESIS ON A RANDOM REGULAR GRAPH

We study the zero temperature non-equilibrium steady state reached when the magnetic field is increased adiabatically from minus infinity to plus infinity on a random regular graph of coordination number z . The quenched local random field h_i at each site is drawn from a Gaussian distribution $\phi(h_i)$ with standard deviation σ . To study hysteresis start with an initial state in which the external field H is large and negative, such that the steady state of the system has all spins in -1 state. The field is increased in steps of $\delta H = 0.01$. After each increment in H , the system relaxes via zero temperature single spin-flip Glauber dynamics till a steady state is reached. In zero temperature Glauber spin-flip dynamics, a spin changes its state if the change in energy (δ_E) due to the spin-flip is negative. Since there are two possible states to which a spin can flip, the one which lowers the energy more is chosen. The whole lattice is updated till there are no flippable spins. The change in energy depends on the initial and final spin state. There are three possibilities for a spin (s) at site i to flip:

- $s = \pm 1$ to ∓ 1 : $\delta_E = 2s(\sum_{j \in \mathcal{N}(i)} s_j + h_i + H)$
- $s = \pm 1$ to 0 : $\delta_E = s(\sum_{j \in \mathcal{N}(i)} s_j + h_i + H) - \Delta$
- 0 to $s = \pm 1$: $\delta_E = -s(\sum_{j \in \mathcal{N}(i)} s_j + h_i + H) + \Delta$

where $\mathcal{N}(i)$ denotes the set of neighbours of the site i .

We considered many different network configurations and found that for large system sizes the change in magnetisation from one realisation of disorder to the other is not noticable. Simulations were done with $N = 10^5$, N being the system size. The magnetisation is simply the sum of all spin values in the steady state divided by the system size N .

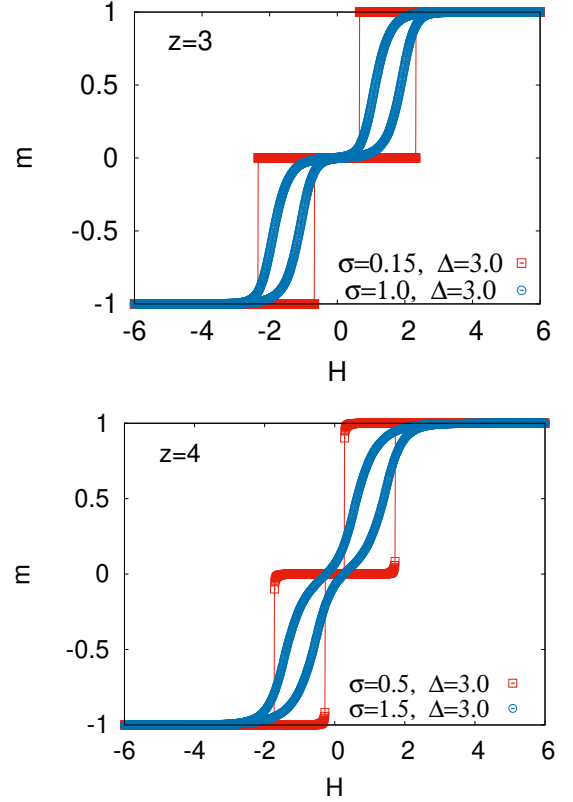


FIG. 1: Hysteresis response of magnetisation (m) for random regular graph with coordination number $z = 3$ and $z = 4$ is plotted for two different σ values as a function of external field (H) for a typical realization of the disorder. In both cases the hysteresis loop shows discontinuity for small σ and transitions to continuous hysteresis loop for large σ . The value of σ at which the transition occurs increases with z . For $z = 3$ and $\Delta = 3$, we find $\sigma_c = 0.20(5)$ and for $z = 4$ and $\Delta = 3$ we find $\sigma_c = 0.9(2)$.

A. Hysteresis

To observe hysteresis, start with a very large negative external field and increase it in steps of δH and measure the magnetisation in the steady state. The external field is increased till a state with all $+1$ spins is reached. At that point the field is decreased in steps of δH and the steady state magnetisation is recorded at each step.

We find that the RFBCM shows double hysteresis for positive values of Δ . In Fig. 1 the hysteresis curves for $z = 3$ and $z = 4$ for different values of Δ and σ are shown. The magnetisation jumps discontinuously for smaller σ and smoothens as σ is increased. The magnetisation undergoes a transition from being discontinuous to continuous as σ is increased for all $z \geq 3$.

For $\Delta \leq 0$, the ± 1 spin states are favoured over the 0 spin state and the RFBCM has a behaviour similar to the RFIM with single hysteresis loops.

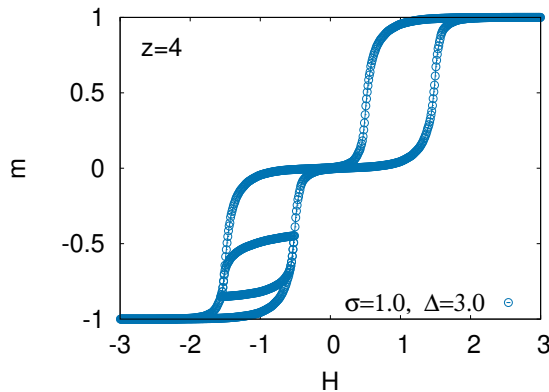


FIG. 2: Double hysteresis loops for zero temperature RFBCM between magnetisation (m) and external field (H), showing RPM. The two hysteresis loops are identical and RPM exists between any two different values of H .

B. Return-Point Memory (RPM)

On changing the external field from a value H_1 at time $t = 0$ to H_2 at time $t = t_1$ and backtracking from H_2 to H_1 , if the magnetisation returns to its original value independent of the time t_1 and details of the evolution of the external field, then the system has RPM. We find magnetisation in the case of RFBCM exhibits RPM for all values of Δ and σ . For $z = 4$, $\Delta = 3$ and $\sigma = 1$ it is shown in Fig. 2.

RPM is widely observed in experiments. In the case of RFIM, the presence of RPM was proven using the existence of no passing theorem [24]. No passing theorem for spin systems implies that if we take two configurations C^α and C^β such that the spins in the two configurations are partially ordered (for all the spins in the two configurations $s_i^\alpha \geq s_i^\beta$), then the partial ordering is preserved under the application of the external field as long as the field $H^\alpha(t)$ applied to C^α is always greater than or equal to the field $H^\beta(t)$ applied to C^β . The no passing theorem implies abelian dynamics for zero temperature RFIM. The abelian dynamics for RFIM means that if we start from a configuration with all spins in the -1 state and external field $-\infty$ and increase the field to a finite value H in one step then the order in which unstable spins are relaxed does not matter [11, 34].

No passing theorem holds also for the zero temperature RFBCM. The dynamics is not abelian for RFBCM i.e., the order of flipping of the unstable spins now can change the configuration attained. Although if we combine the 0 and $+1$ states into one state X , we can think of the RFBCM as an effective two state system with abelian dynamics. In the next section, we make use of this observation to find the magnetisation of the model on a Bethe lattice.

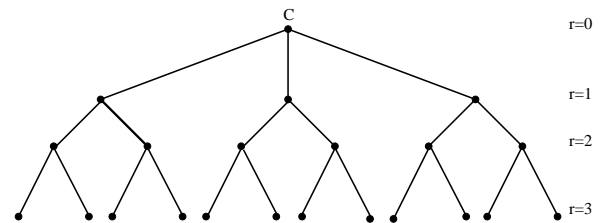


FIG. 3: Cayley tree with coordination number $z = 3$ and height 4.

III. MODEL ON THE BETHE LATTICE

For large system sizes, the loops in the random regular graph can be ignored after which it is like a Bethe lattice of the same coordination number. A Bethe lattice is the interior of a Cayley tree, such that the surface of the tree does not influence the statistical averages. The zero temperature hysteresis in RFIM was solved making use of the abelian property of the dynamics and it was shown that there was an excellent match with the simulations on a random regular graph [11].

In the case of the RFBCM that we study here, since the spins can flip to either a 0 state or $+1$ state on increasing H , the order of the spin-flip can change the configuration achieved. The model exhibits RPM inspite of the absence of the abelian property of the dynamics. The abelian property still holds if we consider a two state system with -1 spin state and another state X , which can either be 0 or $+1$. We hence expect the dynamics to be almost abelian for large negative H . We calculate the magnetisation for the model on a Bethe lattice of coordination number z in this section under this assumption and find good agreement with the simulations.

Consider a Cayley tree where all non-boundary sites have coordination number z and the boundary sites have coordination number 1. Different levels of the tree are labelled by r with $r = 0$ for the root and $r = n$ for the boundary sites. Fig. 3 shows a Cayley tree with $n = 4$ levels for $z = 3$. Start with $H = -\infty$, with all spins in the -1 state. Now increase the field to H in a single step and relax the spins starting with the spins in the level $r = n$, keeping all the spins in other levels frozen in -1 state. Next relax the spins in level $r = n - 1$, keeping the spins in levels above $n - 1$ fixed in -1 state. Continue this process till all the spins on the tree are relaxed.

Since a spin can flip either to a 0 state or a $+1$ state, we define probability $P_r(Q_r)$ to be the probability that a spin at level r will flip to $+1$ (0) state given that the spins in levels $r + 1$ and below have already been relaxed and the spins in levels $r - 1$ and above are all in -1 state. The spin-flip probabilities of different spins in the same level are independent of each other and the recursion relations

for P_r and Q_r are

$$P_r = \sum_{s_0=0}^{(z-1)} \sum_{s_1=0}^{(z-1)-s_0} \frac{(z-1)!}{s_0!s_1!((z-1)-s_1-s_0)!} Q_{r+1}^{s_0} P_{r+1}^{s_1} (1 - Q_{r+1} - P_{r+1})^{(z-1)-s_0-s_1} \quad (2)$$

$$Q_r = \sum_{s_0=0}^{(z-1)} \sum_{s_1=0}^{(z-1)-s_0} \frac{(z-1)!}{s_0!s_1!((z-1)-s_1-s_0)!} Q_{r+1}^{s_0} P_{r+1}^{s_1} (1 - Q_{r+1} - P_{r+1})^{(z-1)-s_0-s_1} \quad (3)$$

where $p_{s_0 s_1}(q_{s_0 s_1})$ is the probability that a -1 spin with s_1 descendents in $+1$ state and s_0 in 0 state will flip to $+1(0)$ state. They are given by

$$p_{s_0 s_1} = \int_{-H+(z-2s_1-s_0)+\Delta}^{\infty} \phi(h_i) dh_i. \quad (4)$$

$$q_{s_0 s_1} = \int_{-H+(z-2s_1-s_0)-\Delta}^{-H+(z-2s_1-s_0)+\Delta} \phi(h_i) dh_i. \quad (5)$$

As $n \rightarrow \infty$, P_r and Q_r take their fixed point values P^* and Q^* respectively, which have recursions given by

$$P^* = \sum_{s_0=0}^{(z-1)} \sum_{s_1=0}^{(z-1)-s_0} \frac{(z-1)!}{s_0!s_1!((z-1)-s_1-s_0)!} (Q^*)^{s_0} (P^*)^{s_1} (1 - Q^* - P^*)^{(z-1)-s_0-s_1} p_{s_0 s_1} \quad (6)$$

$$Q^* = \sum_{s_0=0}^{(z-1)} \sum_{s_1=0}^{(z-1)-s_0} \frac{(z-1)!}{s_0!s_1!((z-1)-s_1-s_0)!} (Q^*)^{s_0} (P^*)^{s_1} (1 - Q^* - P^*)^{(z-1)-s_0-s_1} q_{s_0 s_1} \quad (7)$$

The value P_C and Q_C at the root node C as $n \rightarrow \infty$ is then given by

$$P_C = \sum_{s_0=0}^z \sum_{s_1=0}^{z-s_0} \frac{z!}{s_0!s_1!(z-s_1-s_0)!} (Q^*)^{s_0} (P^*)^{s_1} (1 - Q^* - P^*)^{z-s_0-s_1} p_{s_0 s_1} \quad (8)$$

$$Q_C = \sum_{s_0=0}^z \sum_{s_1=0}^{z-s_0} \frac{z!}{s_0!s_1!(z-s_1-s_0)!} (Q^*)^{s_0} (P^*)^{s_1} (1 - Q^* - P^*)^{z-s_0-s_1} q_{s_0 s_1} \quad (9)$$

The probabilities P_C and Q_C are the values deep inside the tree far away from the surface and are the estimate of the fraction of the $+1$ and 0 spins respectively on a Bethe lattice. Magnetisation per spin on a Bethe lattice is given by $m = 2P_C + Q_C - 1$.

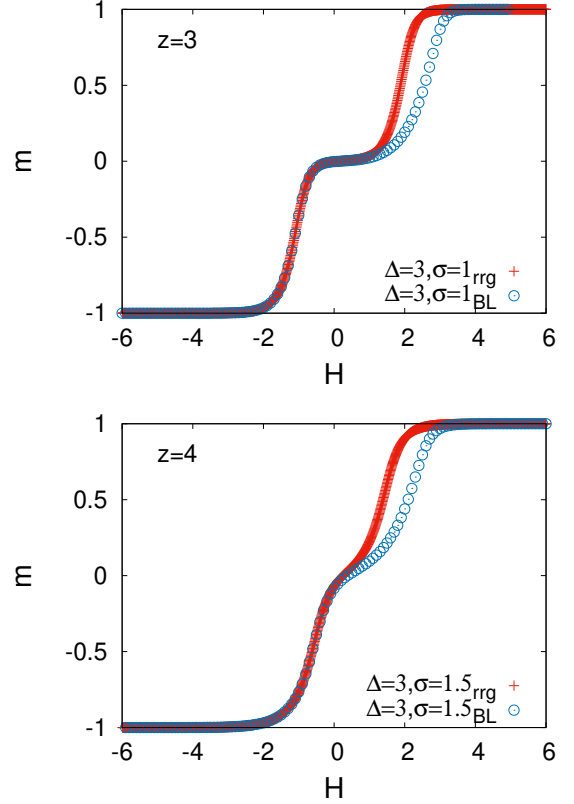


FIG. 4: Magnetization m on a Bethe lattice (BL) as a function of external magnetic field H for coordination numbers $z = 3, 4$ is compared with the value from simulations on a random regular graph (rrg) for same value of z, Δ, σ .

A. Results

The solution obtained above matches with the simulations on the random regular graph of the same coordination number for negative values of the external field. In Fig. 4 we plot the magnetisation m obtained via the above calculation with the simulation results on a random regular graph for $z = 3, \Delta = 3, \sigma = 1$ and for $z = 4, \Delta = 3, \sigma = 1.5$. The behaviour is similar for other sets of (z, Δ, σ) as well. We also plot the sum of P_C and Q_C along with their values from simulations on a random regular graph of the same coordination number in Fig. 5.

As shown in Fig.4, m matches with the simulated data for $H < 0$ but deviates for positive H . For spin-1, we find an underestimation for P_C and an overestimation for Q_C , as H increases. In principle once a spin at level r flips, it can change the configuration of the spins at level $r+1$, which has been ignored in the calculations on the Bethe lattice. This though does not change the value of the probabilities at node C for RFIM as a change in $r+1$ cannot further change the spin at level r (it is already in $+1$ state). But the same is not true for RFBCM model.

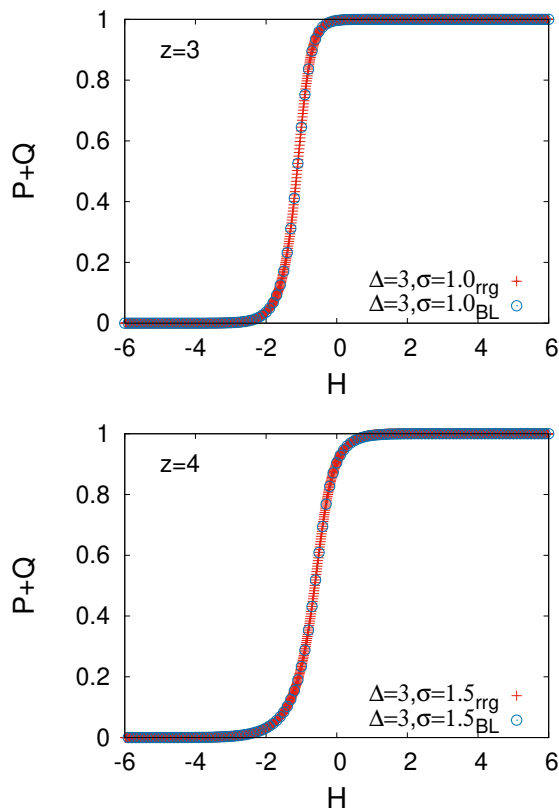


FIG. 5: $P_C + Q_C$ as a function of external magnetic field H from the Bethe lattice (BL) calculations is compared with the sum of the probabilities of +1 spin state and 0 spin state from the simulations on random regular graphs (rrg). The two plots overlap showing a good match between the analytical calculation and simulations.

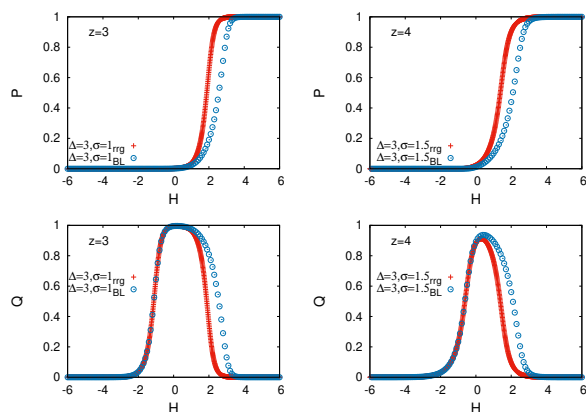


FIG. 6: P_C and Q_C as a function of external magnetic field H for $z = 3$ and $z = 4$ is shown. Q_C is overestimated and P_C is underestimated for positive H in the Bethe lattice (BL) calculations when compared with the value on a random regular graph (rrg).

For example, let us assume that a spin at level r attains a 0 value due to its descendants and in turn makes its descendants flippable and hence they change their state. It is now possible that its descendent spins in level $r + 1$ produce enough interaction field at the spin that now the same spin at level r might prefer to be in +1 state. Ignoring this results in the underestimation of P_C and overestimation of Q_C as H is increased (see Fig. 6). The sum $P_C + Q_C$ is correctly calculated in the Bethe lattice calculation. In Fig. 5 the plot of $P_C + Q_C$ on a Bethe lattice and the one obtained in simulations on a random regular graph overlap for all values of H .

A solution on the Bethe lattice under abelian assumption fairly accurately calculates the lower hysteresis loop. Since the m vs H curves for random regular graphs as shown in Fig. 1 for positive and negative H can be superimposed on each other by reversing the sign, the solution obtained in this section gives the solution of the problem on a Bethe lattice. On the Bethe lattice for $z \geq 3$, P^* and Q^* become multivalued when H is near the transition for $\sigma < \sigma_c$. The hysteresis is thus discontinuous for $\sigma < \sigma_c$ and continuous for $\sigma > \sigma_c \forall z \geq 3$ also on a Bethe lattice. The value of σ_c depends on z and Δ . The value of σ_c calculated from the Bethe lattice calculations is found to be consistent with the estimate from the simulations on a random regular graph.

IV. DISCUSSIONS

The zero temperature RFIM has been studied extensively as it has been successful in explaining the mechanism of hysteresis for many experimental systems [2]. In this paper, we studied the zero temperature spin-1 RFBCM numerically on a random regular graph and extended the earlier calculation of the magnetisation for RFIM on a Bethe lattice to RFBCM. We showed that the Bethe lattice calculations match with the simulation results on a random regular graph for negative H inspite of the absence of the abelian property of the Glauber dynamics for RFBCM.

It would be interesting to expand this study to other higher spin ferromagnetic random field models. In particular zero temperature spin-1 random field Blume Emery Griffiths model (RFBEGM), which differs from RFBCM by the presence of an extra bi-quadratic interaction [35]. The zero temperature RFBEGM was numerically studied on a square lattice in [31] as a model for martensite transitions by considering the 0 and ± 1 spin states as austenite and two martensite states respectively. They observed that the model exhibits double hysteresis without RPM [31]. In experiments, RPM is almost always observed in thermoelastic martensite transitions [4]. In this paper, we show that a spin-1 random field model can also exhibit RPM. This suggests that the presence of the biquadratic term results in the loss of RPM property for a spin-1 ferromagnet. In general, the conditions under which a system exhibit RPM are not yet fully understood

[36, 37]. Critical properties of the zero temperature non equilibrium steady state of spin-1 models like RFBCM and RFBEQM is largely unexplored and it would be interesting to study these models in different dimensions.

V. ACKNOWLEDGEMENTS

We thank Deepak Dhar for discussions. A.K thanks NISER, Bhubaneswar for local hospitality when the part of this work was done.

-
- [1] J.P. Sethna, 2011, Entropy, Order Parameters and Complexity, Clarendon Press, Oxford.
 - [2] J. P. Sethna, K. A. Dahmen and C. R. Myers, Nature **410**, 242 (2001).
 - [3] N. C. Keim, J. D. Paulsen, Z. Zeravcic, S. Sastry and S. R. Nagel, Rev. Mod. Phys. **91**, 035002-1 (2019).
 - [4] J. Ortin and A. Planes, Le Journal de Physique IV **1.C4-13** (1991).
 - [5] R. Kapri, Phys. Rev. E **90**, 062719 (2014).
 - [6] S. Sarkar and B. Chakraborty, Phys. Rev. E. **91**, 042201 (2015).
 - [7] E. DeGiuli and M. Wyart, PNAS **114**, 9284 (2017).
 - [8] R. Cross, M. Grinfeld and H. Lamba, IEEE Control Systems **29(1)**, 30 (2009).
 - [9] E. Liaci, A. Fischer, H. Atmanspacher, M. Heinrichs, L. Tebartz van Elst and J. Kornmeier, PLoS One **13(9)**, e0202398 (2018).
 - [10] J. P. Sethna, K. Dahmen, S. Kartha, J. A. Krumhansl, B. W. Roberts and J. D. Shore, Phys. Rev. Lett. **70**, 3347(1993).
 - [11] D. Dhar, P. Shukla and J. P. Sethna, J. Phys. A **30**, 5259 (1997).
 - [12] S. Sabhapandit, D. Dhar and P. Shukla, Phys. Rev. Lett. **88**, 197202 (2002).
 - [13] I. Balog, G. Tarjus and M. Tissier, Phys. Rev. B **97**, 094204 (2018).
 - [14] D. Spasojević, S. Mijatović, V. Navas-Portella, and E. Vives, Phys. Rev. E **97**, 012109 (2018).
 - [15] S. K. Nandi, G. Biroli, and G. Tarjus, Phys. Rev. Lett. **116**, 145701 (2016).
 - [16] M. L. Rosinberg and T. Munakata, Phys. Rev. B **79**, 174207 (2009).
 - [17] L.X. Hayden, A. Raju and J. P. Sethna, Phys. Rev. Res. **1**, 033060 (2019).
 - [18] J. T. Clemmer and M. O. Robbins, Phys. Rev. E **100**, 042121 (2019).
 - [19] J. Ferre, A. Barzegar, H. G. Katzgraber and R. Scalettar, Phys. Rev. B **99**, 024411 (2019).
 - [20] P. Shukla and D. Thongjaomayum, Phys. Rev. E **95**, 042109 (2017).
 - [21] P. Shukla, Phys. Rev. E, **98**, 032144 (2018).
 - [22] J. N. Nampoothiri, K. Ramola, S. Sabhapandit and B. Chakraborty, Phys. Rev. E **96** 032107 (2017).
 - [23] S. Mijatović, D. Jovković and D. Spasojević, Phys. Rev. E **103**, 032147 (2021).
 - [24] A. A. Middleton, Phys Rev Lett. **68**, 670 (1992).
 - [25] P. L. Kaprivsky, S. Redner and E. Ben-Naim, 2010, "A Kinetic View of Statistical Physics", Cambridge University Press, Cambridge.
 - [26] I. Zamaraite, R. Yevych, A. Dziaugys, A. Molnar, J.B anys, S. Svirskas and Y. Vysochanskii, Phys. Rev. App. **10**, 034017 (2018).
 - [27] H. H. Wu, J. Zhu and T. Y. Zhang, Phys. Chem. Chem. Phys. **17**, 23897 (2015).
 - [28] X. Tan, Z. Xu, X. Liu and Z. Fan, Mater. Res. Lett. **6**, 159 (2018).
 - [29] A. Laptev, K. Lebecki, G. Welker, Y. Luo, K. Samwer and M. Fonin, App. Phys. Lett. **109**, 132405 (2016).
 - [30] J. R. Friedman, M. P. Sarachik, J. Tejada, J. Maciejewski and R. Ziolo, J. of App. Phys. **79**, 6031 (1996).
 - [31] J. Goicoechea and J. Ortin, Le Journal de Physique IV **5.C2** (1995): C2-71.
 - [32] P. Shukla and R. S. Kharwanlang, Phys. Rev. E **83** 011121 (2011).
 - [33] Ü Akinci, Physica A **483**, 130 (2017).
 - [34] S. Sabhapandit, PhD Thesis, Tata Institute of Fundamental Research, Mumbai, 2002.
 - [35] M. Blume, V.J. Emery and R.B. Griffiths, Phys. Rev. A **4**, 1071 (1971).
 - [36] J. M. Deutsch, A. Dhar and O. Narayan, Phys. Rev. Letts **92** 227203 (2004).
 - [37] A. Libál, C. Reichhardt and C. J. Olson Reichhardt, Phys. Rev. E **86**, 021406 (2012).