

Kardar-Parisi-Zhang type dynamics with periodic tilt dependence of the propagation velocity in 1+1 dimensions

Peter Grassberger¹

¹*JSC, FZ Jülich, D-52425 Jülich, Germany*

(Dated: January 6, 2022)

We consider the evolution of interfaces with a diffusive term and a generalized Kardar-Parisi-Zhang (KPZ) non-linearity, which results in a propagation velocity that depends periodically on the tilt of the interface. Using large scale simulations of a model class with these properties in 1+1 dimensions, we show that the fluctuations are in general still in the KPZ universality class, but a new universality class seems to appear in the limit of weak non-linearity. We argue that this is the typical behavior of any interface model with periodic tilt dependence.

Interfaces are everywhere. And in general non-equilibrium situations, they usually move and fluctuate [1–3]. In the present letter, we will only consider one-dimensional interfaces in two-dimensional media. Maybe the most simple model for a moving and fluctuating interface is the one described by the Edwards-Wilkinson (EW) equation [4]

$$\frac{\partial h(x,t)}{\partial t} = v + \nu \nabla^2 h(x,t) + \eta(x,t). \quad (1)$$

Here, $h(x,t)$ is the height of the interface (assumed to be a univalued continuous function, v is the propagation velocity of flat interfaces in the absence of noise, and $\eta(x,t)$ is Gaussian white noise. Due to the latter, the Laplacian of h is strictly spoken not well defined, but this can be easily cured. Although the same is much less obvious for the next more complicated model, the Kardar-Parisi-Zhang (KPZ) equation [5]

$$\frac{\partial h(x,t)}{\partial t} = v + \nu \nabla^2 h(x,t) + \frac{\lambda}{2} (\nabla h)^2 + \eta(x,t), \quad (2)$$

also in this case all derivatives can be interpreted in a mathematically rigorous way [6].

One important difference between the EW and KPZ models is that the former applies to interfaces in equilibria, while the latter is a genuinely non-equilibrium model, without detailed balance. Also, solving the EW equation is simple by means of Fourier transformation (the EW equation is linear), while this is not at all true for KPZ. Indeed, the KPZ equation in higher dimensions is still not well understood, but rigorous studies in 1+1 dimensions have brought us closer to a complete understanding in recent years [7, 8].

Most of the complications of the KPZ model as compared to the EW model follow from the fact that the propagation velocity of a tilted straight interface depends on the tilt angle, which is not true for EW. Assume an isotropic medium, and a straight horizontal interface that moves (in the absence of noise) upward with velocity v . In a rotated frame, where the axes make an angle ϕ with the original ones, the interface is tilted, but can be still viewed as moving up, in the direction of the new z -axis. But the velocity will then be $v/\cos(\phi)$ instead of v .

For curved interfaces this has additional consequences: A hat-convex interface moving upward will widen, while a cup-convex interface will become narrower, until it finally develops a cusp singularity. For the full KPZ model with noise – and with non-linearity λ as dictated by rotational invariance in isotropic media – this implies that typical interfaces are up-down asymmetric. Interfaces moving up consist essentially of (noisy) cap-convex arcs, while downwards moving interfaces are chains of cup-convex arcs.

More general behavior can result from non-trivial anisotropy of the medium and of the microscopic mechanism. Phenomenologically this can be modelled by replacing the quadratic term $\lambda(\nabla h)^2/2$ by some other non-linear function $G(\nabla h)$, and a corresponding velocity dependence. One expects KPZ scaling whenever $G(x)$ has a quadratic minimum (or maximum) at $x = 0$, while EW scaling is expected when $G(x)$ is flat in an entire interval $-\epsilon < x < \epsilon$. More interesting is the case where $G''(x) = 0$ just at $x = 0$. The specific case where $G(x)$ has an inflection point at $x = 0$ was studied in [9], where EW scaling was found with possible logarithmic corrections.

In the present letter, we shall study another special case of non-linearity where the mean velocity of growth is periodic in the ‘tilt’ a ,

$$v(a) = v(a + 1), \quad \text{where } a = \tan(\phi). \quad (3)$$

To be precise, we study the following model: We have a 1-d lattice of even size L and with discrete time $t = 0, 1, \dots$. An integer variable $n(x,t)$ is defined on each even site at even times, and on odd sites at odd times. Initial conditions are tilted periodic, $n(x+L, 0) = n(x, 0) + aL$, with integer aL . The dynamics is synchronous, with the updating rule

$$n(x, t+1) = \frac{1}{2} n_{\text{in}}(x, t+1) + \eta(n_{\text{in}}(x, t+1)) \quad (4)$$

where

$$n_{\text{in}}(x, t+1) = n(x-1, t) + n(x+1, t). \quad (5)$$

Here, $\eta(n_{\text{in}})$ is the simplest non-trivial noise term that

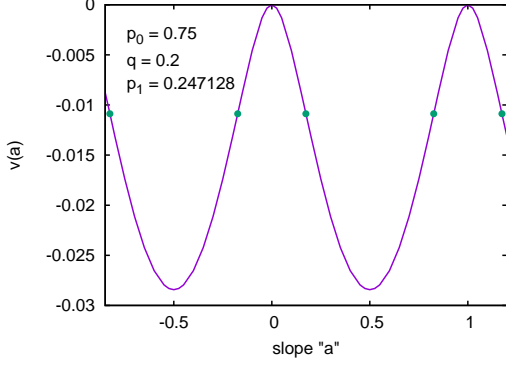


FIG. 1. (color online) Average asymptotic interface velocity for tilted interfaces with tilt a . Parameters are such that interfaces without tilt are critical, i.e. $v(0) = 0$. The curve resembles a cosine, but is clearly distinct from it. The heavy dots indicate inflection points where the curvature is zero.

depends only locally on n_{in} and preserves the integer nature of $n(x, t)$ [10],

$$\eta(n_{\text{in}}) = \begin{cases} \pm \frac{1}{2} & \text{with prob's } (q, 1-q) \text{ for odd } n_{\text{in}} \\ \pm 1, 0 & \text{with prob's } (p_{\pm 1}, p_0) \text{ for even } n_{\text{in}} \end{cases} \quad (6)$$

where $p_{-1} + p_0 + p_1 = 1$.

Theorem: For this model, the velocity depends periodically on the tilt with period 1, i.e. $v(a) = v(a + 1)$.

Proof: The instantaneous propagation velocity $v(a, t)$ of an interface $\mathcal{I}_t = \{n(x, t)\}$ at time t is defined as

$$v(a, t) = \frac{2}{L} \sum_x [\langle n(x, t+1) \rangle - n(x, t)], \quad (7)$$

and $v(a)$ is just its forward time average. Due to Eq.(4), we have

$$\begin{aligned} v(a, t) &= \frac{2}{L} \sum_x \langle \eta(n_{\text{in}}(x, t+1)) \rangle \\ &= \frac{2}{L} [(q - 1/2) \langle m_{\text{odd}}(t+1) \rangle \\ &\quad + (p_1 - p_{-1}) \langle m_{\text{even}}(t+1) \rangle], \end{aligned} \quad (8)$$

where m_{odd} and m_{even} are the numbers of sites where n_{in} is even and odd, respectively.

Assume now that $n'(x, t) = n(x, t) + x$. If $n(x, t)$ has average tilt a , then $n'(x, t)$ has average tilt $a' = a + 1$. On the other hand, both have the same instantaneous (and thus also average) velocities, because even-ness and oddness are not changed when going from $n_{\text{in}}(x, t)$ to $n'_{\text{in}}(x, t)$ and, since $\eta' = \eta$, also $n'(x, t+1) = n(x, t+1) + x$. QED.

To illustrate this, $v(a)$ is plotted in Fig. 1 against a for one particular set of control parameters. These are such that flat interfaces are ‘critical’, $v(0) = 0$, and slightly tilted ones move down, $v''(0) < 0$. Therefore, in this case, typical globally flat interfaces consist of chains of

cup-convex arcs, and we expect that interfaces that are strictly flat at time $t = 0$ (having $n(x, 0) = 0$ for all even x) move *up* during a transient,

$$v(0, t) \sim c t^{-2/3} \quad (9)$$

with $c > 0$ [5], such that the average height of the interface should scale as

$$\langle n(t) \rangle = \frac{3c}{2} t^{1/3} + \text{const.} \quad (10)$$

Finally, its width should scale as [5]

$$W^2(L, t) \equiv \text{Var}[n(x, t)] \sim L^{2\alpha} f(t/L^z) \quad (11)$$

with $f(u) \sim 1$ for $u \gg 1$, $f(u) \sim u^{2\beta}$ for $u \ll 1$, $\alpha = 1/2$, $\beta = 1/3$, and $z = 3/2$.

In the following we shall, for simplicity, stick to the critical case, i.e. we shall assume that $v(0) = 0$ (the situation is basically the same for $v(0) \neq 0$, but the discussion is more complicated). One then finds that $v''(0) < 0$ whenever $q < 1/2$ (as in Fig. 1), while $v''(0) > 0$ if $q > 1/2$. Indeed, for $q = 1/2$ the model is critical for $p_1 = p_{-1}$, and is in the EW universality class due to up-down symmetry. In that case, $\langle n(t) \rangle = \text{const}$, $\alpha = 1/2$, $\beta = 1/4$, and $z = 2$.

In order to verify Eqs. (9-11) numerically, we use large scale simulations. In these simulations we can either measure $n(t)$ directly, or we can measure m_{odd} and m_{even} and use Eq. (8). The latter is always more precise (using it, we are not affected by random number fluctuations when actual up/down steps are made guided by m_{odd} and m_{even} [11]), but the difference depends grossly on the control parameters. In some cases variances are reduced roughly by a factor 2 when using Eq. (8), but when q is close to $1/2$ the reduction is dramatic (see Fig. 2; variances are reduced by more than 2 orders of magnitude). Indeed, the present analysis would have been impossible using the direct measurement of $\langle n(t) \rangle$.

In the following we shall only show results for $t \ll L^{3/2}$ (with $L = 2^{19}$), in which case the variance is independent of L and Eq. (11) simplifies to

$$\text{Var}[n(x, t)] \sim t^{2\beta} \sim \begin{cases} t^{2/3} & \text{for } q \neq 1/2 \\ t^{1/2} & \text{for } q = 1/2. \end{cases} \quad (12)$$

Finally, we shall always choose the parameters such that $v(0) = 0$. This then leaves us with two control parameters, for which we can use e.g. p_0 and $p_1 - p_{-1}$, or p_0 and q . For fixed p_0 , the difference $p_1 - p_{-1}$ decreases monotonically with q , being minimal for $q = 1$ and maximal for $q = 0$ (see Fig. 3). Due to the up-down symmetry of Fig. 3, we shall in the following restrict our discussion to $0 \leq q \leq 1/2$.

We shall first discuss variances of $n(x, t)$, since we do not need for them precise estimates of ‘critical’ parameter values, while such precise estimates are needed in

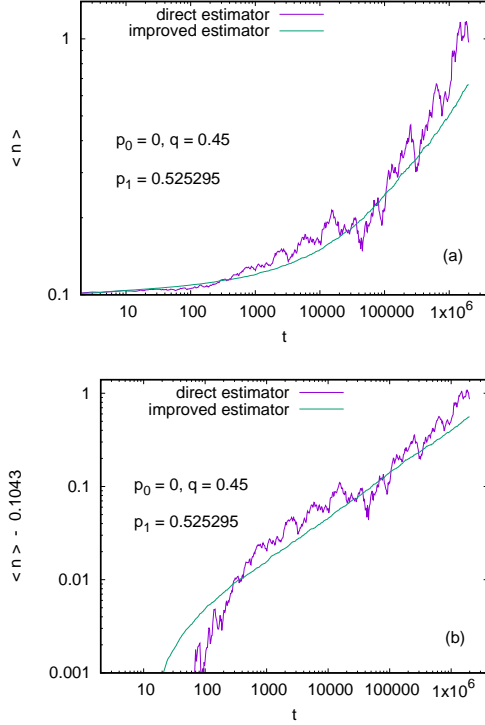


FIG. 2. (color online) Average interface height for initially flat interfaces starting at height $n(t=0) = 0$. Parameters $[p_0 = 0, q = 0.45, p_1 = 0.525295]$ are again such that interfaces are critical, i.e. $v(0) = 0$. Panel (a) shows a log-log plot of $\langle n(t) \rangle$ versus t , while panel (b) shows $\langle n(t) \rangle - c$, where the constant c is chosen such that the scaling region with $\langle n(t) \rangle - c \sim t^x$ is maximal, with the exponent x fitted together with c . In both panels, the improved estimator (smooth curve) is compared to the much more noisy direct measurement.

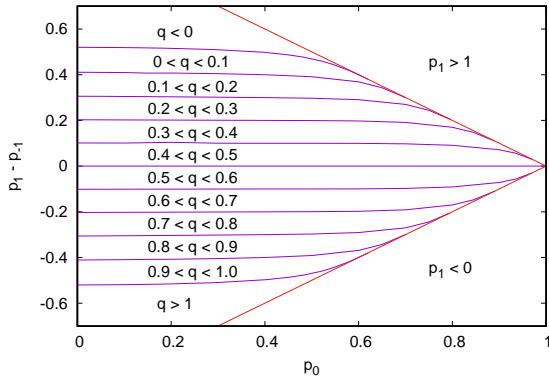


FIG. 3. (color online) Contour lines $q = 0, 0.1, 0.2, \dots, 1.0$, plotted with p_0 on the x -axis versus $p_1 - p_{-1}$ on the y -axis. The triangular regions at the right (with $p_1 < 0$ or $p_1 > 1$) are unphysical, as are the regions with $q > 1$ and $q < 0$. EW scaling is expected at $q = 1/2$, and KPZ everywhere else.

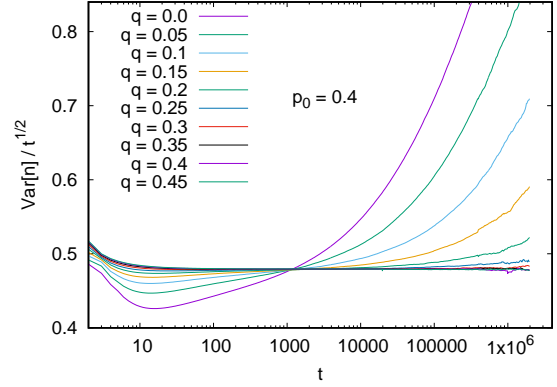


FIG. 4. (color online) Log-log plots of $t^{-1/2} \text{Var}[n(x,t)]$ against t for $p_0 = 0.4$ and for ten values of q .

discussing $\langle n(t) \rangle$. In Fig. 4 we show $\text{Var}[n(x,t)]/t^{1/2}$ versus t , for $p_0 = 0.4$ and for ten values of q . All curves for $q \leq 0.25$ bend upwards for large t , indicating thereby that we do not see EW scaling. But for no value of q the rise of $\text{Var}[n(x,t)]/t^{1/2}$ is as strong as we would expect from pure KPZ scaling, indicating that we are in a cross-over regime. For $q \geq 0.3$, however, the curves seem to be perfectly flat for large t , suggesting very clean EW scaling. But we cannot rule out, of course, that at least some of these curve would bend upwards for even larger t – and observing the trend for $q \leq 0.25$, this looks indeed very plausible. Thus we conclude that KPZ is observed for small q , while there is a cross-over to another universality class – maybe EW – either at $q = 1/2$ or at a critical value $q_c < 1/2$. Similar results for other values of p_0 are summarized in Fig. 5, where we see that $\text{Var}[n(x,t)]/t^{2/3}$ seems to tend towards zero in a very large part of control parameter space.

Let us now discuss the scaling of $\langle n(t) \rangle$. Precise parameter values where $v(0) = 0$ are obtained as in Fig. 2b by making log-log plots of $\langle n(t) \rangle - \text{const}$ versus t , where the constant is chosen such that the plots show the cleanest possible straight lines for large t . A priori we would have expected KPZ scaling for all $q \neq 1/2$, i.e. $\langle n(t) \rangle - \text{const} \sim t^{1/3}$, while the above scaling of variances would suggest $\langle n(t) \rangle = \text{const}$ for $q \approx 1/2$. Neither is seen in Fig. 6, where such plots are shown, again for $p_0 = 0.4$. Nothing resembling EW scaling is seen for any value of q . Rather, for all $q > 0.2$ the curves are much closer to $\langle n(t) \rangle - \text{const} \sim bt^{1/2}$ than to KPZ scaling. We shall call this “pseudo-EW” scaling. As far as we know there is no known generalization of proper EW where $\langle n(t) \rangle \sim bt^{1/2} + O(1)$. Clear deviations from pseudo-EW towards KPZ are only seen for $q < 0.2$. Indeed, even for $q = 0$ we see no clean KPZ scaling, but we see a clear cross-over which suggests that KPZ scaling would hold asymptotically. Similar results are seen also for all other

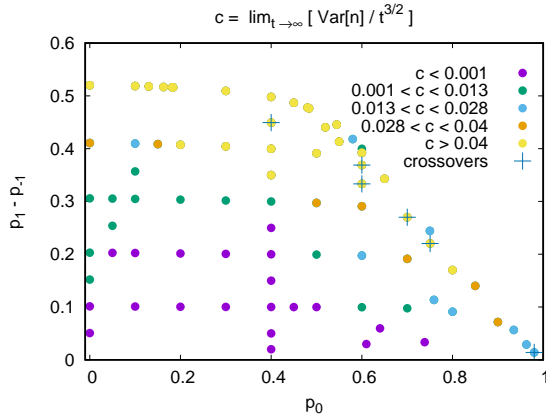


FIG. 5. (color online) Amplitudes $c = \lim_{t \rightarrow \infty} \text{Var}[n(x, t)]/t^{3/2}$ of the expected KPZ scaling law, plotted against the two control parameters p_0 and $p_1 - p_{-1}$. In a wide region (magenta and green points) c is compatible with zero. Crosses indicate clear cross-overs.

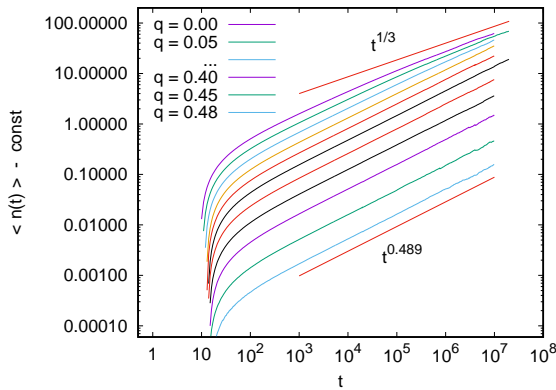


FIG. 6. (color online) Log-log plots of $\langle n(t) \rangle - \text{const}$ against t for $p_0 = 0.4$. The values of q the same ten as in Fig. 4, in addition to $q = 0.48$. The uppermost curve is for $q = 0$. For each q , the constant is fitted such that the curve becomes, for large t , closest to a straight line. Also shown are the straight lines corresponding to pure power laws t^x with $x = \beta = 1/3$ (KPZ; upper line) and $x \approx 1/2$ (“pseudo-EW”; lower line). The exponent 0.489 of the latter is the best overall fit, but we propose that the exact value is 0.50 ± 0.2 .

values of p_0 . For $q = 1/2 - \epsilon$ and $\epsilon \rightarrow 0$, the amplitude b scales roughly as $b \sim \epsilon$.

It could well be that – as suggested by the last plots – there is indeed a phase transition between KPZ scaling and a new “pseudo-EW” universality class at values of $q < 1/2$. But we believe that this is not really the case. Rather we suggest that this transition occurs at $q = 1/2$, i.e. for $q \approx 1/2$ there are extremely slow cross-overs which would be impossible to see with present-day computers. In any case, there is a new universality class.

In addition, we also looked at the widths and average

speeds of tilted interfaces. As expected, we found EW scaling at and only at inflection points of $v(a)$ [9]. Thus it is indeed only the curvature $v''(a)$ and not the linear dependence $v'(a)$ which determines whether we see EW scaling or not. But, in contrast to conventional wisdom and in agreement with the above findings, we do not see KPZ scaling when we approach the inflection point, i.e. when $v''(a) \rightarrow 0$. Rather we see again pseudo-EW scaling with leading behaviors $\langle n(t) \rangle - \text{const} \sim t^{1/2}$ and $\text{Var}[n(x, t)] \sim t^{1/2}$.

The intuitive reason for this transition to a new universality class – either for some very small but non-zero value of $v''(a)$, or in the limit $v''(a) \rightarrow 0$ – is the following. As we said in the introduction, a 1-dimensional KPZ interface consists, for large times t , essentially of chains of noisy arcs. As time goes on, these arcs keep their curvatures, but they become wider and thus also deeper. But for the present model this scenario cannot go on forever. As the arcs become deeper, they become also steeper at their wings. Thus sooner or later they would typically have slopes > 1 . But before this could happen, a point would be encountered where interfaces tilted with this slope feel the opposite curvature of $v(a)$, and thus the arcs would stop becoming steeper. It remains an open challenge to verify this scenario mathematically. It is also not yet clear how it generalizes to higher dimensions. Finally, the above heuristic arguments would suggest that the same novel universality class would not only be seen for periodic $v(a)$ dependence, but also when $v(a)$ is a shallow “Mexican hat” function. Whether this is indeed true is another open question.

Acknowledgment: I deeply want to thank Deepak Dhar and Pradeep Mohanty for numerous discussions. Indeed, this work was performed as part of a larger joint project with them, the main part of which is still to be published. I am also much indebted to Jan Meinke for help in vectorizing the algorithm.

-
- [1] F. Family and T. Vicsek, *Dynamics of Fractal Surfaces* (World Scientific, 1991).
 - [2] P. Meakin, *The growth of rough surfaces and interfaces*, Phys. Rep. **235**, 189 (1993).
 - [3] A.-L. Barabási and H.E. Stanley, *Fractal concepts in surface growth* (Cambridge Univ. Press, 2009).
 - [4] S.F. Edwards, D.R. Wilkinson, *The surface statistics of a granular aggregate*, Proc. Roy. Soc. London Ser. A **381**, 17 (1982).
 - [5] M. Kardar, G. Parisi, Y.-C. Zhang, *Dynamic Scaling of Growing Interfaces*, Phys. Rev. Lett. **56**, 889 (1986).
 - [6] M. Hairer, *Solving the KPZ equation*, Annals of Mathematics. **178**, 559 (2013).
 - [7] M. Prähofer and H. Spohn, *Scale invariance of the PNG droplet and the Airy process*, J. Stat. Phys. **108**, 1071 (2002).
 - [8] K.A. Takeuchi, M. Sano, T. Sasamoto, and H. Spohn,

- Growing interfaces uncover universal fluctuations behind scale invariance*, Scientific Reports **1**, 34 (2014).
- [9] P. Devillard and H. Spohn, *Universality class of interface growth with reflection symmetry*, J. Stat. Phys. **66**, 1089 (1992).
 - [10] D. Dhar, P.K. Mohanty, and P. Grassberger, to be published (2022).
 - [11] This is an instance of variance reduction due to avoidance of random decisions. For other applications of this strategy see, e.g., [12–15].
 - [12] P. Grassberger, *Critical percolation in high dimensions*, Phys. Rev. E **67**, 036101 (2003).
 - [13] P. Grassberger, *Logarithmic corrections in $(4+1)$ -dimensional directed percolation*, Phys. Rev. E **79**, 052104 (2009).
 - [14] J.G. Foster, P. Grassberger, and M. Paczuski, *Reinforced walks in two and three dimensions*, New Journal of Physics **11**, 023009, (2009).
 - [15] J. Wang, Z. Zhou, Q. Liu, T.M. Garoni, and Y. Deng, *High-precision Monte Carlo study of directed percolation in $(d+1)$ dimensions*, Phys. Rev. E **88**, 042102, (2013).