

Normal State Correlates of Plasmon-Polaron Superconductivity in Strontium Titanate

Alexander Edelman* and Peter Littlewood

James Franck Institute and Department of Physics, University of Chicago, IL 60637, USA

(Dated: November 8, 2021)

We analyze a minimal model of SrTiO₃, such as has been historically used to analyze the superconducting state. Treating the electron-phonon and electron-electron interactions on an equal footing, we calculate the normal state properties, focusing on the spectral function. We find a density-driven crossover caused mostly by the adiabaticity of the bosonic modes, but the spectral features of our theory are dominated by coupled plasmon-phonon oscillations rather than the bare phonon features seen in experiment.

Strontium titanate, SrTiO₃, is a cubic perovskite wide band gap semiconductor which at low temperatures approaches a ferroelectric phase transition but instead saturates at a dielectric constant $\epsilon_0 \sim 2 \times 10^4$, reflecting the presence of an extremely soft transverse optic (TO) phonon[1, 2]. Against this background of quantum criticality, when lightly doped the material hosts a plethora of interesting phenomena, including Fermi liquid-like resistivity above the Fermi temperature[3], phonon hydrodynamics[4], and a superconducting dome spanning electron densities from 10^{17} to 10^{21}cm^{-3} [5–7], with a transition temperature peaking around 300mK, on the order of 1% of the Fermi energy (E_F), comparable to the high- T_C materials. The superconducting state nevertheless appears to be s -wave and weakly coupled, with a BCS-like Δ/T_C ratio[8, 9].

It has long been known that conventional pairing by acoustic phonons cannot explain the observed behavior, and superconductivity in SrTiO₃ has thus spurred great theoretical creativity, both historically and very recently[10–18]. Here we will focus on a particular class of theories, pioneered by Takada[19], which involve the electron gas coupling to a longitudinal optic (LO) phonon mode [20–24]. These theories face the difficulty that the coupling to this mode is of the same long-range Coulomb character as the repulsion between the electrons, and the two effects must therefore be treated on an equal footing. An additional problem is that the LO frequency $\Omega \gg E_F$. As pointed out by [25], a naive calculation of the BCS coupling constant due to the LO phonon far exceeds the value measured in the superconducting state. Although the electron-phonon coupling strength in the sense of the Fröhlich coupling constant $\alpha \sim 2$ [26] is intermediate at best, both photoemission [27] and tunneling[9, 25] experiments reveal substantial spectral weight in “replica” bands, showing phonon effects beyond a simple quasiparticle mass renormalization.

In this work we attempt to reproduce these observations by studying the normal-state properties of the class of theories discussed above. We treat the Coulombic electron-phonon and electron-electron interactions on equal footing, and employ the cumulant expansion[28] to

incorporate the effects of multiple electron-boson interactions. Our main results are illustrated by the spectral function and density of states in Figure 1: although our formalism generates replica bands and qualitatively matches the experimental observation that they become weaker and more diffuse as the electron density is increased, we find that they occur at energies corresponding to the *coupled* modes of the LO phonon and the collective response of the electron gas, which evolve with density. This is in glaring contrast to the experiments, which always find them fixed at the bare LO phonon energy.

Model We treat the Hamiltonian $H = H_0 + H_{\text{int}}$ with

$$\begin{aligned} H_0 &= \sum_{\mathbf{k}} c_{\mathbf{k}}^\dagger \xi_{\mathbf{k}} c_{\mathbf{k}} + \Omega \sum_{\mathbf{k}} b_{\mathbf{k}}^\dagger b_{\mathbf{k}} \\ H_{\text{int}} &= \sum_{\mathbf{q}} g_{\mathbf{q}} \rho_{\mathbf{q}} (b_{\mathbf{q}} + b_{-\mathbf{q}}^\dagger) + \sum_{\mathbf{q}} V_c(\mathbf{q}) \rho_{\mathbf{q}} \rho_{-\mathbf{q}}. \end{aligned} \quad (1)$$

H_0 describes a single band of electrons with isotropic dispersion $\xi_{\mathbf{k}} = k^2/2m - \mu$, where μ is the chemical potential, and an Einstein LO phonon with frequency Ω . Although SrTiO₃ has between one and three occupied conduction electron bands at experimentally accessible densities[29, 30] and there is possibly some trace of their sequential filling in the superconducting phase diagram, inter-band scattering is large and superconductivity is single-gap[8], so we think a single band adequate to model the essential physics. There are likewise multiple phonons but the coupling of electrons to the LO mode near $\Omega = 100\text{meV}$ is by far the strongest. This coupling is captured in the first, Fröhlich term of H_{int} , where $\rho_{\mathbf{q}} = \sum_{\mathbf{k}} c_{\mathbf{k}}^\dagger c_{\mathbf{k}+\mathbf{q}}$ is the electron density operator at momentum \mathbf{q} and the coupling $g_{\mathbf{q}}^2 = \Omega \gamma \lambda / q^2$ is parameterized in terms of the long-range Coulomb coupling constant $\lambda = 4\pi e^2 / \epsilon_\infty$ and a dimensionless parameter γ which characterizes the stiffness of the TO modes that are present but do not couple to the electrons. The second term in H_{int} is the repulsive electron-electron interaction, where $V_c = \lambda / q^2$ is the same long-range Coulomb coupling that appears in the Fröhlich term. In total this model is controlled by three parameters. The electron gas parameter $r_s = (\frac{4\pi}{3} n)^{-1/3} / a_B$ where n is the density and $a_B = \frac{\hbar^2 \epsilon_\infty}{m e^2}$ is the effective Bohr radius, which we mean in the sense of the optical dielectric constant $\epsilon_\infty = 5.44$; the large static dielectric constant from the

* aoe@uchicago.edu

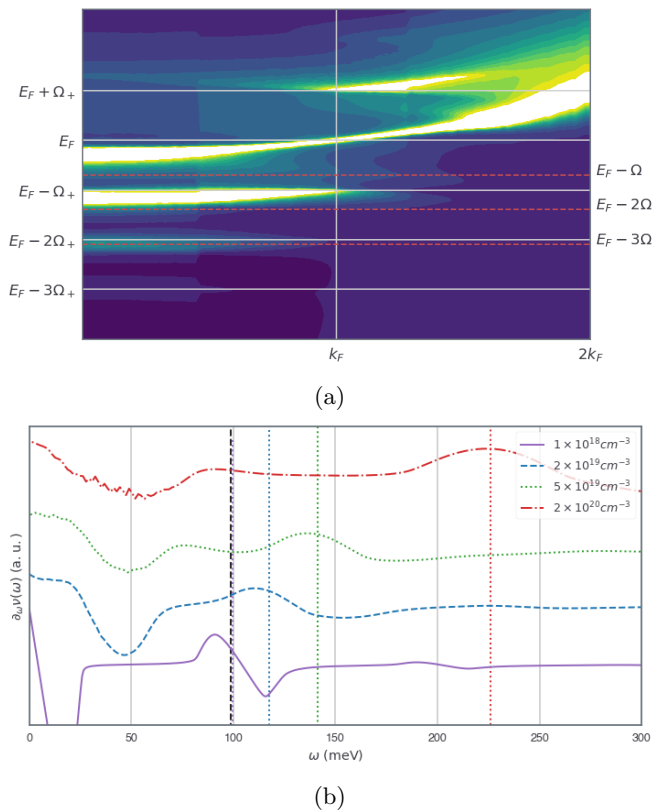


FIG. 1: a) Spectral function $A(\mathbf{k}, \omega)$ for SrTiO₃ parameters with $n = 5 \times 10^{19} \text{cm}^{-3}$. Solid and dashed horizontal lines are offset from the Fermi surface in multiples of the coupled mode frequency Ω_+ and bare phonon frequency Ω , respectively. b) First energy derivative of the computed density of states at different carrier densities. The vertical dashed line is the phonon energy, and the vertical dotted lines are Ω_+ at each density.

softening TO is an output in this formalism. SrTiO₃ in this sense is quite dilute, with $r_s \sim 5$ at optimal doping, $n \sim 10^{20} \text{cm}^{-3}$ and as high as 40 at $n \sim 10^{17} \text{cm}^{-3}$, if such low-density samples are in fact uniform. The phonon frequency $\Omega_{\text{LO4}} = 100 \text{meV}$ enters through an adiabaticity parameter Ω/E_F , where E_F is the Fermi energy; this parameter only drops into the adiabatic regime beyond $n = 1.3 \times 10^{17} \text{cm}^{-3}$. Finally, γ ranges from 0 for an uncoupled system to $\frac{1}{2}$ when the TO mode softens completely and can be thought of as a measure of proximity to ferroelectricity. In an ionic crystal with a rock salt structure, $\gamma = (1/\epsilon_\infty - 1/\epsilon_0)/2$, but it is possible to straightforwardly generalize to the multi-phonon system, where $\sum_s \gamma_s$ plays the same role, and γ_s can readily be extracted from e.g. reflectivity measurements for each LO mode s [31]. We choose to use $\gamma = .4995$ from the measured values of ϵ_0 , as if the entirety of SrTiO₃'s large permittivity and electron-phonon coupling were attributable to a single LO-TO pair. A different choice does not qualitatively change our conclusions. We would

like to emphasize that all of these parameters are in principle experimentally determined, and because the Fröhlich and Coulomb interactions are treated on an equal footing, there is no way within our model to independently tune the electron-phonon coupling strength without side-effects.

For comparison to experiments, we are interested in computing the spectral function at momentum k and energy ω

$$A(\mathbf{k}, \omega) = -\frac{1}{\pi} \text{Im} G^R(\mathbf{k}, \omega) \quad (2)$$

where G^R is the retarded Green function. We begin by obtaining the leading-order effective electron-electron interaction,

$$V_{\text{eff}}(\mathbf{q}, \omega) = \frac{V_c(\mathbf{q}) + V_p(\mathbf{q}, \omega)}{1 + \Pi(\mathbf{q}, \omega)(V_c(\mathbf{q}) + V_p(\mathbf{q}, \omega))} \quad (3)$$

where $V_p = 2g_{\mathbf{q}}^2 \Omega / (\omega^2 - \Omega^2)$ is the phonon-mediated interaction and $\Pi(\mathbf{q}, \omega)$ is the polarizability within the random phase approximation (RPA)[32]. (3) can equivalently be obtained by integrating out the phonons and electron density fluctuations to Gaussian order from (1), performing a resummation of the bubble-type diagrams, or assuming assuming a dielectric function $\epsilon(\mathbf{q}, \omega) = \epsilon_\infty + \epsilon_{\text{e-ph}} - V_c(\mathbf{q})\Pi(\mathbf{q}, \omega)$ where $\epsilon_{\text{e-ph}} = (\epsilon_0 - \epsilon_\infty) / (1 - \omega^2 / \Omega_{\text{TO}}^2)$ is the dielectric function of a polar crystal with TO frequency determined by the Lyddane-Sachs-Teller relation $\Omega_{\text{LO}}^2 / \Omega_{\text{TO}}^2 = \epsilon_0 / \epsilon_\infty$ [33, 34].

We next compute the one-loop “ $G_0 W_0$ ” self-energy,

$$\Sigma_0(\mathbf{k}, \omega) = \sum_{\mathbf{q}} \int \frac{d\omega'}{2\pi} G_0(\omega + \omega', \mathbf{k} + \mathbf{q}) V_{\text{eff}}(\mathbf{q}, \omega') \quad (4)$$

where $G_0(\mathbf{k}, \omega) = (\omega - \xi_{\mathbf{k}} + i\delta)^{-1}$ is the free electron propagator. All computations are performed with $\delta = .001 E_F$. The integrals are split up just as in [35], and properties of this model for other semiconductors were already studied at this level by [36]. We next employ the retarded cumulant expansion of [28] to obtain $G^R(\mathbf{k}, \omega)$ by Fourier transforming after computing in the time domain

$$\begin{aligned} G^R(\mathbf{k}, t) &= -i\theta(t) \exp(-i\tilde{\xi}_{\mathbf{k}} t) \exp(C^R(\mathbf{k}, t)) \\ C^R(\mathbf{k}, t) &= \int \frac{d\omega}{\pi} \frac{|\text{Im}\Sigma_0(\mathbf{k}, \omega + \epsilon_{\mathbf{k}})|}{\omega^2} (e^{-i\omega t} - 1) \end{aligned} \quad (5)$$

where $\tilde{\xi}_{\mathbf{k}} = \epsilon_{\mathbf{k}} + \text{Re}\Sigma_0(\mathbf{k}, \epsilon_{\mathbf{k}})$ is the modified dispersion obtained from the one-loop calculation of Σ_0 . Diagrammatically the cumulant expansion can be thought of as a partial resummation which uses the result of the one-loop self-energy to include rainbow diagrams and some crossing diagrams[37]. Although it is known to differ from more numerically accurate treatments of the electron gas for system sizes where those are available[38], we chose this approximation for its one-shot generation of all replica bands (with spectral weight in each replica

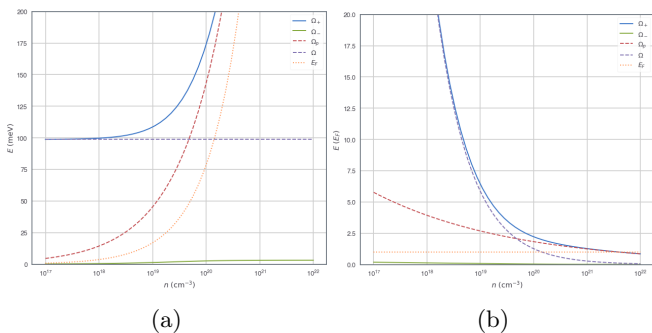


FIG. 2: Coupled modes of (6) (solid), along with uncoupled modes (dashed) and E_F (dotted), in physical units (left) and in units of E_F (right)

matching exact calculations in the limit of momentum-independent coupling to dispersionless bosons), and for its correct placement of those replicas relative to the renormalized bands, at minimal computational effort beyond G_0W_0 .

Results and Discussion In Figure 1a we plot the spectral function for SrTiO₃ at $n = 5 \times 10^{19} \text{cm}^{-3}$. All spectral functions are plotted on a logarithmic color scale to enhance the visibility of faint features. Near the Fermi surface, the quasiparticle band is narrow with typical $\text{Im}\Sigma \sim \omega^2$ Fermi-liquid behavior. At a density-dependent momentum away from the Fermi surface, there is a sudden increase in broadening which produces a characteristic kink. Below the quasiparticle band there is a series of replica bands of similar width near the bottom of the band, and vanishing as $k \rightarrow k_F$ and more spectral weight is transferred to the quasiparticle. The replicas are spaced by an energy $\Omega_+ \neq \Omega$, which can be understood by considering the large- r_s plasmon pole limit, when $\Pi(\mathbf{q}, \omega) \rightarrow \Omega_p^2(\mathbf{q})/(\omega^2 V_c(\mathbf{q}))$ where Ω_p^2 is the plasmon frequency. V_{eff} then has poles at

$$\Omega_{\pm}^2 = \frac{1}{2} \left(\Omega^2 + \Omega_p^2 \pm \sqrt{\Omega^4 + \Omega_p^4 + (8\gamma - 2)\Omega^2\Omega_p^2} \right). \quad (6)$$

We plot these modes at $\mathbf{q} = 0$ alongside the bare phonon and plasmon for SrTiO₃ in Figure 2. For small and intermediate γ the coupled modes largely follow the bare modes except in the vicinity of the anti-crossing, but as γ approaches its maximum value of 1/2, as in the case of SrTiO₃, $\Omega_+^2 \rightarrow \Omega^2 + \Omega_p^2$ while $\Omega_- \rightarrow 0$. In this limit the oscillator strength in the lower mode vanishes as Ω_-^2 . The lower coupled mode is therefore too weak for us to observe with SrTiO₃ parameters and we only see signatures of Ω_+ . This represents a major discrepancy between the model and experimental observations such as the photoemission experiment of [27], which finds replica bands at the phonon frequency at all dopings.

For comparison to the tunneling experiments of [25], from the spectral function we may also compute the density of states, $\nu(\omega) = \sum_{\mathbf{k}} A(\mathbf{k}, \omega)$. At high densities, ν broadly follows the $\sqrt{\omega}$ free-particle prediction, with

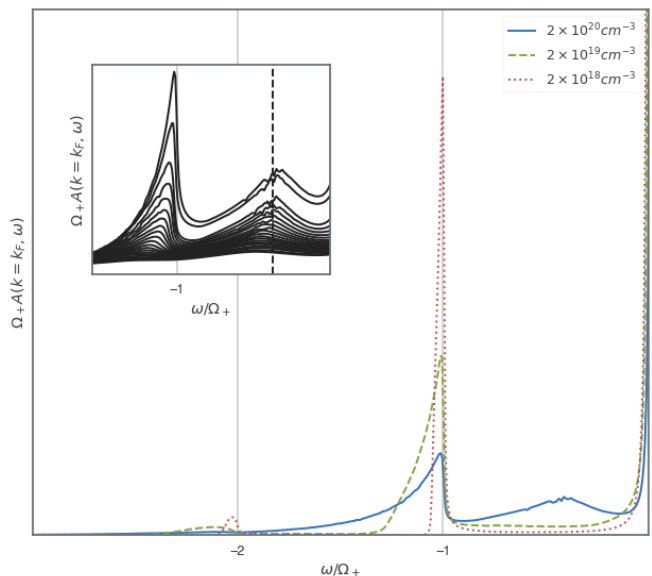


FIG. 3: Fermi surface spectral function $A(\mathbf{q} = k_F, \omega)$ below E_F at different densities showing the evolution of the replica bands. Inset: $n = 2 \times 10^{20} \text{cm}^{-3}$ spectral functions from $k = k_F$ (top) to $k = 1.4k_F$ (bottom), showing the evolution of dispersionless features at Ω_+ and Ω (dashed line).

small deviations due to the spectral weight in the replica bands, which become increasingly prominent and eventually dominant as the density is decreased. To focus on these features, in Figure 1b we plot $d\nu/d\omega$ for densities from $10^{18} - 2 \times 10^{20} \text{cm}^{-3}$. With increasing density these evolve from a sharp peak-dip structure to a broad peak, matching what is seen in experiment, but at all densities they remain centered at $\omega = \Omega_+$, again at odds with the experimental observation of replicas at the phonon frequencies, independent of density.

A striking feature in the photoemission data is the disappearance of replica bands at high densities, and the development of a quasiparticle band with a kink. Similar phenomenology in TiO₂ was recently explained in terms of Thomas-Fermi screening of the electron-phonon matrix element[39]. In Figure 3 we show a cut of $A(k = k_F, \omega)$ with frequencies scaled by Ω_+ for three different densities. The effects of screening are most apparent in the decreased amplitude and greater broadening of the replica peaks with increasing density. The screening wavevector q_{TF} grows with density and enters the electron-boson matrix element as $1/(q^2 + q_{TF}^2)$, increasing the range of momenta around $q = 0$ which contribute significantly and thereby broadening the peak. This effect is insufficient to qualitatively modify the spectrum, however.

A qualitative difference that does emerge at high densities is a broad feature between the quasiparticle and the first replica band. We study this feature as a function of momentum $k > k_F$ in the inset of Figure 3, and

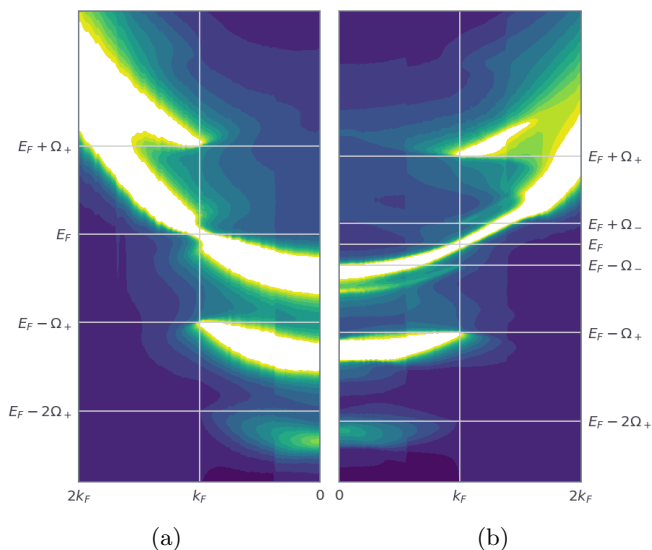


FIG. 4: Like Figure 1a, but with altered parameters a) $\Omega/E_F = .5$, b) $\gamma = .4$.

find that it is nearly non-dispersing and centered around the bare phonon frequency, Ω . (A second feature is seen at $\omega = \Omega_+$, and at all the densities we have studied we observe non-dispersing tails of all replica bands at $k > k_F$. [28] has found a similar effect in the homogeneous electron gas.) At this density, $\Omega/E_F < 1$; this feature disappears as one moves into the anti-adiabatic regime, although it is still faintly present in Figure 1a, where $\Omega/E_F \sim 2$. The origin of this feature may be understood by examining the structure of the dielectric function $\epsilon(\mathbf{q}, \omega)$. In the q - ω plane, it inherits from the electron gas the well-known electron-hole continuum, bounded by $\omega_{\pm}(q) = q^2/2m + v_F q$ where $\text{Im}\epsilon \neq 0$ [32]. To the left of ω_- , $\text{Im}\epsilon$ is nonzero along the dispersions of the coupled modes discussed above, but after the plasmon disperses into the continuum, only a single peak at the bare phonon frequency emerges beyond ω_+ . We interpret the feature, positioned in a region where $\Re\epsilon = 0$ at the one-loop level, as a multiple-scattering process involving this mode and the electron-hole continuum.

To further explore the importance of adiabaticity within our model, in Figure 4 we artificially vary Ω/E_F and γ away from SrTiO₃ parameters while holding the density fixed at $n = 5 \times 10^{19} \text{cm}^{-3}$. In Figure 4a the phonon is made adiabatic, $\Omega/E_F = .5$. The quasiparticle and replica bands are substantially broadened, the kink in the quasiparticle moves much closer to the Fermi surface, and the nondispersing feature Ω below E_F becomes much stronger compared to Figure 1a. In Figure 4b, we instead set $\gamma = .4$, substantially increasing the frequency and oscillator strength of Ω_- ; note, however, that still $\Omega_- < E_F$ at this density. In this case, an additional, narrow replica band emerges offset from the quasiparticle band, which maintains a modest linewidth with no kinks to the bottom of the band. (A very faint non-

dispersing feature at the bare phonon frequency is still detectable, if difficult to resolve by eye.) Here it is worth noting the theory of [22], which suggests that a modest reduction in ϵ_0 is sufficient to impart sufficient strength to the Ω_- mode to mediate pairing while remaining adiabatic. To reproduce the phenomenology of Figure 4b, however, with $\Omega_- \approx 25 \text{meV}$, requires a far greater reduction of $\epsilon_0 \approx 30$, and we note that in this case Ω_+ remains strongly shifted away from Ω .

These results collectively suggest that the transition between replica bands in the spectral function and a broadened quasiparticle with kinks is driven by the interplay of adiabaticity and screening by the electron-hole continuum. The latter imparts some intrinsic width to the quasiparticle band and causes the electron-boson matrix element to deviate from the forward-scattering limit, broadening any replica bands. If the width of the quasiparticle band exceeds the energy difference between it and the replica, the entire structure is absorbed into a broadened quasiparticle. At some point as the intrinsic quasiparticle width decreases as it approaches the Fermi surface, this condition will be violated, causing a kink as the quasiparticle band suddenly narrows. In the case of coupled modes we have studied here, spectral weight at the Fermi surface is not exclusively distributed between the quasiparticle and any remaining replicas, but may also accumulate in a broad feature around the bare phonon frequency.

Conclusion Our model neglects many experimentally significant features of SrTiO₃, including the occupation of multiple electron bands and the coupling to multiple optic phonons. While the inclusion of accurate electron and phonon band structures is necessary to obtain quantitative agreement with experiment, we do not believe it would be sufficient to resolve the major discrepancy we observe here, namely, that the normal-state spectral features within our model are predicted to be unambiguously shifted away from the bare phonon frequencies through hybridization with the plasmon. This presents a challenge to a class of theories of superconductivity which rely on the existence of these hybrid modes, or more broadly plasmon-mediated superconductivity theories dating back to [40].

Equivalently, our results suggest that future work investigate the nature of the plasmon in SrTiO₃, which has been indirectly observed in reflectivity data to have a width of the same order as the plasma frequency [41]. Heuristically, this is consistent with other observations that suggest the electron gas in SrTiO₃ behaves as if it were directly screened by ϵ_0 [42], or equivalently that its diluteness in terms of r_s is unremarkable compared to other semiconductors. If such screening exists, it is a more elusive effect than the multiple-scattering processes we have considered here.

Our theory ultimately suffers from a defect similar to that found in many of the superconducting theories: it is formally an expansion in r_s , which is always substantially greater than unity at the densities we have consid-

ered. Paradoxically, as the theory becomes more poorly controlled at low densities, the phenomenology becomes simpler as the response is totally dominated by the plas-

mon pole physics of (6). More sophisticated techniques are needed to understand the interplay of polaron physics and the many-electron fluid.

-
- [1] K. A. Müller and H. Burkard, *Phys. Rev. B* **19**, 3593 (1979).
- [2] M. J. Coak, C. R. S. Haines, C. Liu, S. E. Rowley, G. G. Lonzarich, and S. S. Saxena, (2018).
- [3] X. Lin, C. W. Rischau, L. Buchauer, A. Jaoui, B. Fauqué, and K. Behnia, *npj Quantum Materials* **2**, 2847 (2017).
- [4] V. Martelli, J. L. Jiménez, M. Continentino, E. Baggio-Saitovitch, and K. Behnia, *Physical Review Letters* **120**, 125901 (2018).
- [5] J. F. Schooley, W. R. Hosler, and M. L. Cohen, *Physical Review Letters* **12**, 474–475 (1964).
- [6] X. Lin, Z. Zhu, B. Fauqué, and K. Behnia, *Physical Review X* **3**, 021002 (2013).
- [7] T. M. Bretz-Sullivan, A. Edelman, J. S. Jiang, A. Suslov, D. Graf, J. Zhang, G. Wang, C. Chang, J. E. Pearson, A. B. Martinson, and et al., *arXiv* (2019).
- [8] M. Thiemann, M. H. Beutel, M. Dressel, N. R. Lee-Hone, D. M. Broun, E. Fillis-Tsirakis, H. Boschker, J. Mannhart, and M. Scheffler, *Physical Review Letters* **120**, 237002 (2018).
- [9] H. Yoon, A. G. Swartz, S. P. Harvey, H. Inoue, Y. Hikita, Y. Yu, S. B. Chung, S. Raghu, and H. Y. Hwang, *arXiv* (2021).
- [10] C. S. Koonce, M. L. Cohen, J. F. Schooley, W. R. Hosler, and E. R. Pfeiffer, *Physical Review* **163**, 380–390 (1967).
- [11] M. N. Gastiasoro, T. V. Trevisan, and R. M. Fernandes, *arXiv* (2020), 10.1103/physrevb.101.174501.
- [12] P. A. Volkov, P. Chandra, and P. Coleman, *arXiv* (2021).
- [13] S. Kanasugi, D. Kuzmanovski, A. V. Balatsky, and Y. Yanase, *Physical Review B* **102**, 184506 (2020).
- [14] P. Wölfle and A. V. Balatsky, *Physical Review B* **98**, 104505 (2018).
- [15] K. Dunnett, A. Narayan, N. A. Spaldin, and A. V. Balatsky, (2017), 10.1103/physrevb.97.144506.
- [16] J. R. Arce-Gamboa and G. G. Guzmán-Verri, (2018).
- [17] Y. Kedem, J.-X. Zhu, and A. V. Balatsky, *Physical Review B* **93**, 184507 (2016).
- [18] D. v. d. Marel, F. Barantani, and C. W. Rischau, *Physical Review Research* **1** (2019), 10.1103/physrevresearch.1.013003.
- [19] Y. Takada, *Journal of the Physical Society of Japan* **49**, 1267 1275 (1980).
- [20] S. N. Klimin, J. Tempere, J. T. Devreese, and D. v. d. Marel, *Journal of Superconductivity and Novel Magnetism* **30**, 757–761 (2016).
- [21] S. E. Rowley, C. Enderlein, J. F. d. Oliveira, D. A. Tompsett, E. B. Saitovitch, S. S. Saxena, and G. G. Lonzarich, (2018).
- [22] J. Ruhman and P. A. Lee, (2016), 10.1103/physrevb.94.224515.
- [23] M. N. Gastiasoro, A. V. Chubukov, and R. M. Fernandes, *Physical Review B* **99**, 094524 (2019).
- [24] L. P. Gor'kov, *Proceedings of the National Academy of Sciences* **113**, 4646–4651 (2016).
- [25] A. G. Swartz, H. Inoue, T. A. Merz, Y. Hikita, S. Raghu, T. P. Devereaux, S. Johnston, and H. Y. Hwang, *Proceedings of the National Academy of Sciences* **115**, 1475 1480 (2018).
- [26] J. T. Devreese, S. N. Klimin, J. L. M. v. Mechelen, and D. v. d. Marel, *Physical Review B* **81**, 125119 (2010).
- [27] Z. Wang, S. M. Walker, A. Tamai, Y. Wang, Z. Ristic, F. Y. Bruno, A. d. l. Torre, S. Ricco, N. C. Plumb, M. Shi, and et al., *Nature Materials* (2016), 10.1038/nmat4623.
- [28] J. J. Kas, J. J. Rehr, and L. Reining, *Physical Review B* **90**, 686 (2014).
- [29] D. v. d. Marel, J. L. M. v. Mechelen, and I. I. Mazin, *Physical Review B* **84**, 205111 (2011).
- [30] X. Lin, B. Fauqué, and K. Behnia, *Science* **349**, 945 948 (2015).
- [31] Y. Toyozawa, in *Polarons in Ionic Crystals and Semiconductors*, edited by J. T. Devreese (1972).
- [32] G. Giuliani and G. Vignale, *Quantum Theory of the Electron Liquid* (Cambridge University Press, 2005).
- [33] G. D. Mahan, *Many-Particle Physics* (Springer, 2000).
- [34] R. H. Lyddane, R. G. Sachs, and E. Teller, *Physical Review* **59**, 673 676 (1941).
- [35] L. Hedin, *Physical Review* **139**, A796 A823 (1965).
- [36] M. E. Kim, A. Das, and S. D. Senturia, *Physical Review B* **18**, 6890 6899 (1978).
- [37] O. Gunnarsson, *Physical Review B* **50**, 10462 10473 (1994).
- [38] J. McClain, J. Lischner, T. Watson, D. A. Matthews, E. Ronca, S. G. Louie, T. C. Berkelbach, and G. K.-L. Chan, *Physical Review B* **93**, 201 (2015).
- [39] C. Verdi, F. Caruso, and F. Giustino, *Nature Communications* **8**, 1 7 (2017).
- [40] M. Grabowski and L. J. Sham, *Physical Review B* **29**, 6132 6142 (1984).
- [41] F. Gervais, J.-L. Servoin, A. Baratoff, J. G. Bednorz, and G. Binnig, *Physical Review B* **47**, 8187 8194 (1993).
- [42] C. W. Rischau, X. Lin, C. P. Grams, D. Finck, S. Harms, J. Engelmayer, T. Lorenz, Y. Gallais, B. Fauqué, J. Hemberger, and et al., *Nature Physics* **13**, 643–648 (2017).