

Muonphilic Dark Matter explanation of gamma-ray galactic center excess: a comprehensive analysis

Murat Abdughani,^{1,2} Yi-Zhong Fan,^{2,3}

Chih-Ting Lu,⁴ Tian-Peng Tang,^{2,3} and Yue-Lin Sming Tsai²

¹*School of Physical Science and Technology,
Xinjiang University, Urumqi 830046, China*

²*Key Laboratory of Dark Matter and Space Astronomy,
Purple Mountain Observatory, Chinese Academy of Sciences, Nanjing 210033, China*

³*School of Astronomy and Space Science,
University of Science and Technology of China, Hefei, Anhui 230026, China*

⁴*Department of Physics and Institute of Theoretical Physics,
Nanjing Normal University, Nanjing, 210023, China*

(Dated: July 18, 2022)

Abstract

The Galactic center gamma-ray excess (GCE) is a long-standing unsolved problem. One of candidate solutions, the dark matter (DM) annihilation, has been recently tested with other astrophysical observations, such as AMS-02 electron-positron spectra, Fermi Dwarf spheroidal galaxies gamma-ray data, and so on. By assuming that the DM particles annihilate purely into a normal charged fermion pair, Di Mauro and Winkle (2021) claimed that only a muon-pair is compatible with the null detection of all the corresponding astrophysical measurements and can explain GCE simultaneously. On the other hand, a muonphilic DM model may also lead to a signal in the recent Fermilab muon $g - 2$ measurement or be constrained by the latest PandaX-4T limit. In this work, we comprehensively study interactions between DM and muon, including various combinations of DM and mediator spins. In agreement with GCE (not only 2μ but also 4μ final states), we test these interactions against all the thermal DM constraints. Our results show that only the parameter space near the resonance region of mediator can explain GCE and relic density simultaneously, and larger parameter spaces are still allowed if other poorly-known systematic uncertainties are included. Regardless of the DM spin, only the interactions with the spin-0 mediator can explain the recent muon $g - 2$ excess on top of GCE, relic density, and other DM and mediator constraints.

CONTENTS

I. Introduction	3
II. The muonphilic DM explanation to the GCE	5
III. The likelihoods	8
IV. Possible interaction types	10
A. Z_2 -even mediator	11
B. Z_2 -odd mediator	18
V. Discussion of DM direct detection	20
VI. The muon $g - 2$ excess	22
VII. Conclusions	23
Acknowledgments	25
A. Inverse Compton scattering from DM annihilation	26
B. DM direct detection cross sections	27
C. Muon $g - 2$ formulas for models with Z_2 even mediators	28
References	29

I. INTRODUCTION

Dark matter (DM) is a successful candidate to consistently explain many astrophysical and cosmological problems. Except for those known gravitational DM evidence, we are still seeking for any non-gravitational interaction between DM and the visible matter in order to pin-down the DM particle nature by means of collider experiments [1, 2], DM direct detection (DD) [3, 4] and indirect detection (ID) [5–7]. Among those non-gravitational detection, the Galactic center gamma-ray excess (GCE) reveals a possibility that the DM annihilation with the mass around 30 – 70 GeV in the Galactic center can well fit the shapes of the energy and spatial spectra [8–12]. However, the origin of this GCE has been a long-standing controversy. One possible astrophysical explanation is that some undetected millisecond pulsars are concentrated near the center of the Milky Way and in the bulge throughout the Galaxy [13–17]. Another explanation involves an outburst of leptons or hadrons accelerated by the supermassive black hole, known as the Sgr A* [18–20].

The systematic uncertainties of these GCE analyses are still unclear. It can be a challenge to discover or exclude the DM origin by only using GCE Fermi data. A strategy to test the DM origin is to cross-check against other astrophysical data, such as Fermi-LAT observations of dwarf spheroidal galaxies (dSphs; [21]) and AMS-02 cosmic-ray data [7]. Once all the above data do not support DM annihilation, we may abandon the DM explanation of GCE. Motivated by such a consideration, a recent work [22] has performed a combined analysis by taking the γ -ray data of 48 dSphs and the latest AMS-02 positron and antiproton data into account. They focus on the DM annihilation to a pair of the Standard Model charged fermion f final state, namely $\text{DM} + \text{DM} \rightarrow f + \bar{f}$. When the final state particle mass is heavier than 80 GeV (for instance ZZ , WW , HH , and $t\bar{t}$), the DM annihilation cannot generate a well-fit spectrum to GCE data. Although the pure hadronic or some mixture between leptonic and hadronic final states of DM annihilation can fit GCE data, their required vertical half-height of the diffusive zone for the AMS-02 antiproton data ($L \simeq 2$ kpc) are in tension with the fitted value of the radioactive cosmic ray and radio data ($L = 4.1_{-0.8}^{+1.3}$ kpc) [23] at a confidence level of $\sim 2 - 3\sigma$. On the other hand, the final state e^+e^- of DM annihilation would be disfavoured by the AMS-02 e^+ data where the authors adopted semi-analytic propagation equation and the uncertainties from L and DM halo profiles were addressed. Finally, Ref. [22] claims that DM annihilation into the muon final state (called muonphilic DM hereafter)

can reasonably explain GCE without violating other astrophysical constraints¹. However, the astrophysical systematic uncertainties (both from propagation equation and unknown sources) involved in [22] could have been underestimated, see e.g. [10]. Thus, to further probe such a muonphilic DM model, implementing the explicit interaction terms confronting with other data are highly required.

We propose to verify muonphilic DM GCE signal by using the particle experimental constraints. There are at least four important motivations. First, the latest DM DD limit given by PandaX-4T [4] provides a severe constraint for DM and nucleon scattering. If DM would only couple to muon, it naturally generates a loop-suppressed DM-nucleon scattering cross section. Hence, it is not surprising that the muonphilic DM can explain the GCE and escape the constraint from the PandaX-4T detection. Second, the most recently reported excess of the muon $g-2$ measurement by the FermiLab E989 experiment is $\delta a_\mu = (2.51 \pm 0.59) \times 10^{-9}$, which deviates from the standard model prediction at a confidence level of 4.2σ [24]. Although the sign of δa_μ can be either positive or negative depending on the mediator (MED) nature, the combined result can restrict the parameter space of the muonphilic DM models. Third, the relic density measurement with the thermal DM paradigm can further narrow down the parameter space. The interplay between the annihilation cross sections at the early and present time can be highly non-trivial. Conventionally, the annihilation cross section can be simply expanded by the power of relative velocity, namely $\langle\sigma v\rangle \simeq a + bv_{\text{rel}}^2$ with dropping the higher order contribution. In the partial wave approach, one can define that the s -wave contribution is from a while the p -wave contribution is from bv_{rel}^2 . Thus, the relative velocities in the early universe for the relic density and the present universe for the GCE are very different. It is interesting to check whether the muonphilic DM explanation to the GCE is supported by the PLANCK relic density measurement. Finally, the muonphilic DM models with Z_2 -even mediators can easily escape the mono-photon and mono-jet constraints from LEP [25] and LHC [2, 26] such that the electroweak scale DM is still allowed. Furthermore, the future muon colliders can be used to test these muonphilic DM models [27–29]. For the Z_2 -even MED, $\mu^+\mu^- \rightarrow \mu^+\mu^-$ process is powerful to directly search for the MED and the mono- γ process can be used to explore DM when a DM pair is produced from the on-shell MED. On the other hand, for the Z_2 -odd MED, the MED can

¹ Note that the authors in [22] did not consider the mixture of charged fermion pairs and neutrino pairs in the final state. Since the final state neutrino does not affect the gamma-ray spectrum, this situation is somehow similar to the pure muon-pair case.

be searched for via its pair production process and the mono- γ process from t -channel DM pair production is again used to explore DM.

In this work, we comprehensively list all the possible renormalizable interactions by simply appending a DM and a MED to the standard model (SM). We restrict ourselves to only concern SM singlet DM and MED with the spins ($s = 0, 1/2, 1$). In total, we have 16 interaction types for Z_2 -even mediator while 7 interaction types for Z_2 -odd mediator. We will investigate all these 23 interaction types and eliminate some disfavoured ones by using a global analysis with the likelihoods from PLANCK relic density [30], Fermi GCE [31], PandaX-4T limits [32], the LEP limit [33], and δa_μ [24].

The remainder of this paper is structured as follows. In Sec. II, we recap the explanation of the GCE by using the DM annihilation to 2μ scenario. Additionally, we include 4μ final state that can also mimic the signature of 2μ final state. In Sec. III, we summarize all the relevant experimental likelihoods used in our numerical work. After a comprehensive discussion of all the possible interaction types in Sec. IV, we can eliminate several disfavoured ones. In Sec. V and VI, we further evaluate the future detectability of the DD and muon $g - 2$ experiments, respectively. Finally, we summarize and conclude our results in Sec. VII. Some detailed formulas for calculations are included in three appendices.

II. THE MUONPHILIC DM EXPLANATION TO THE GCE

It is claimed in [22] that all hadronic and semi-hadronic annihilation channels can be excluded by the AMS-02 antiproton data, unless the height of the diffusion halo z_h is smaller than 2 kpc which is however in tension with the radio data. Except for $\mu^+\mu^-$ final state, these authors also found that DM annihilation to the leptonic channels can be ruled out by either the combined dSphs limits or AMS02 positron data. Therefore, it is concluded in [22] that the DM annihilation to a pair of muons with the mass around 60 GeV, decaying to electrons subsequently, can explain GCE via inverse Compton scattering (ICS) with starlight. The DM prompt γ emission, mainly from final state radiation, can also contribute to the gamma-ray fluxes at the higher energy range. The propagation of e^\pm , gamma-ray emission of ICS and prompt γ at the GC are summarized in Appendix A. The favoured annihilation cross sections ($\mu^+\mu^-$ final state) and DM masses are [22]

$$\langle\sigma v\rangle_{2\mu} = 3.9_{-0.6}^{+0.5} \times 10^{-26} \text{ cm}^3 \text{ s}^{-1}, \quad \text{and } m_D = 58_{-9}^{+11} \text{ GeV}. \quad (1)$$

The muonphilic DM can annihilate into a pair of light mediators at the present time. This annihilation to a pair of light mediators leads four muons in the final state and its spectrum can differ from the one of the 2μ final state. The electron energy spectrum generated from the 4μ final state can be written as

$$\frac{dN_e^{[4\mu]}}{dE_e}(m_D, M, E_e) = \int_{E_{\min}}^{E_{\max}} dE_\mu \frac{dN_\mu}{dE_\mu}(m_D, M, E_\mu) \frac{dN_e^{[2\mu]}}{dE_e}(E_\mu, E_e), \quad (2)$$

where M is the mass of the mediator. The energy of electron and muon are E_e and E_μ , respectively. We can take the spectrum $\frac{dN_e^{[2\mu]}}{dE_e}(E_\mu, E_e)$ from PPPC4 [34, 35] by using the central energy equal to $2E_\mu$ instead of $2m_D$, while $\frac{dN_\mu}{dE_\mu}(m_D, M, E_\mu)$ is a box-shape spectrum,

$$\frac{dN_\mu}{dE_\mu}(m_D, M, E_\mu) = \frac{4}{E_{\max} - E_{\min}} \Theta(E_\mu - E_{\min}) \Theta(E_{\max} - E_\mu), \quad (3)$$

where Θ is the Heaviside function. The maximum and minimum muon energy are

$$E_{\max/\min} = \frac{m_D}{2} \times \left(1 \pm \sqrt{1 - \frac{M^2}{m_D^2}} \right). \quad (4)$$

Similarly, we can replace $\frac{dN_e^{[2\mu]}}{dE_e}(E_\mu, E_e)$ with $\frac{dN_\gamma^{[2\mu]}}{dE_\gamma}(E_\mu, E_\gamma)$ to obtain the DM prompt gamma-ray contribution for 4μ case.

By plugging Eq. (2) into RX-DMFIT [36], we can compute the fluxes of DM induced ICS with starlight. However, the fluxes of the DM prompt γ emission can be directly computed by using Eq. (A11). As implemented in RX-DMFIT, we take the diffusion zone radius of $r_h = 30$ kpc and the distance of the sun from galaxy center is $r_\odot = 8.33$ kpc. For the diffusion coefficient model as demonstrated in Appendix A, we adopt the representative galactic diffusion parameter values², i.e., $D_0 = 3 \times 10^{28} \text{ cm}^2 \text{ s}^{-1}$ and $\gamma = 0.3$ [37–42]. In addition, we take “non-cool-core” magnetic field model

$$B(r) = B_0 e^{-r/r_c}, \quad (5)$$

with the core radius of $r_c = 3$ kpc, the central magnetic field of $B_0 = 4.7 \mu\text{G}$. For the DM density distribution, we choose Navarro-Frenk-White (NFW) profile [43, 44]

$$\rho(r) = \frac{\rho_s}{\left(\frac{r}{r_s}\right) \left(1 + \frac{r}{r_s}\right)^2}, \quad (6)$$

² It has been shown in Ref. [36] that the propagation uncertainties of DM ICS spectra are rather small compared with the uncertainties from the background.

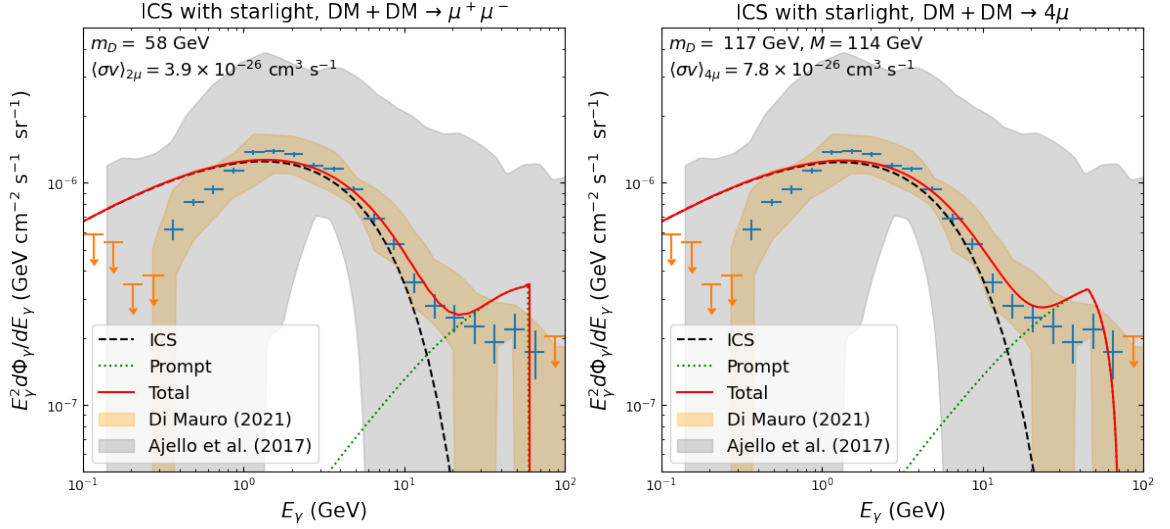


FIG. 1. The gamma-ray flux component for ICS (black dashed line) and prompt emission (green dotted line) from DM annihilation to $\mu^+\mu^-$ (left panel) and 4μ (right panel) final states. The combination of ICS and prompt emission is represented by red solid line. The DM mass m_D , mediator mass M , and annihilation cross sections $\langle\sigma v\rangle_{2\mu/4\mu}$ are best-fit DM parameters. While the blue and the orange GCE data points are reported in Ref. [12], only blue data points are considered in our χ^2 calculations.

with the characteristic density $\rho_s = 0.184 \text{ GeV}/\text{cm}^3$ and radius $r_s = 24.42 \text{ kpc}$ [45]. Following Ref. [46], the parameter values for the energy loss coefficients in units of $10^{-16} \text{ GeV}/s$ are taken to be $b_{\text{syn}}^0 \simeq 0.0254$, $b_{\text{IC}}^0 \simeq 0.25$, $b_{\text{brem}}^0 \simeq 1.51$, $b_{\text{Coul}}^0 \simeq 6.13$, and $b_{\text{ICSL}} = 6.08$ for Milky Way galaxy model [47]. The average thermal electron number density is taken as $n_e \approx 0.1 \text{ cm}^{-3}$ [48]. We note that only b_{ICSL} among the energy loss terms is sensitive to our conclusion.

In Fig. 1, we present the gamma-ray fluxes produced for ICS (black dashed lines) and prompt (green dotted lines) emission from DM particles annihilating into $\mu^+\mu^-$ (left panel) and 4μ (right panel) final states, as well as their combinations (red solid lines). We choose the central value of DM parameters in Eq. (1) for the 2μ final state while we evaluate the best-fit parameters for 4μ final state. By comparing the fluxes of 2μ and 4μ final states, despite some differences between their electron spectra, they can have similar shapes after convolution with the starlight photon density. The Eq. (2) infers that the spectral shape of

$\frac{dN_e^{[4\mu]}}{dE_e}$ is basically the same as $\frac{dN_e^{[2\mu]}}{dE_e}$ with $m_D \simeq M/2$, but the former is larger than the latter by a factor of 2. Thus, if requiring the same ICS gamma-ray fluxes to explain GCE, a twice higher annihilation cross section is needed, see the right panel of Fig. 1. Therefore, it will be difficult to explain the GCE and relic density measurement simultaneously in the scenario of $DM + DM \rightarrow MED + MED$.

III. THE LIKELIHOODS

In this work, we mainly consider three important likelihoods. Although Fermi GCE and PLANCK relic density are based on the signal, the DM direct detection from PandaX-4T can set an upper limit on the interaction. In the below, we will present their χ^2 and the total χ_{tot}^2 defined as the sum of individual χ^2 values of GCE, DM relic density, and DD cross section

$$\chi_{\text{tot}}^2 = \chi_{\text{GCE}}^2 + \chi_{\Omega h^2}^2 + \chi_{\text{DD}}^2. \quad (7)$$

We hire `emcee` [49] based on Markov Chain Monte Carlo (MCMC) method to undertake the task of sampling the parameter space with the likelihood $\propto \exp(-\chi_{\text{tot}}^2/2)$. We use `Feynrules` [50] to implement the models, and then import them to `MicromEGAS` [51] for DM relic density calculation. The number of samples for each model in 2σ and 3σ ranges are about 3×10^5 and 4.5×10^5 respectively.

- **Fermi GCE:**

We accommodate the GCE reduced χ^2 as

$$\chi_{\text{GCE}}^2 = \sum_{i=1}^{19} \left(\frac{dN}{dE_i} - \frac{dN_0}{dE_i} \right)^2 / 19\sigma_i^2, \quad (8)$$

where $\frac{dN}{dE_i}$, $\frac{dN_0}{dE_i}$ and σ_i are predicted gamma-ray spectra, GCE spectra extracted from Fermi-LAT data after background modeling and their errors [12]. Here, we simply ignore the orange error bars and systematic uncertainties (gray and orange bands) in Fig. 1 as well as the correlation between energy bins. Therefore, the total number of data bins used for our analysis (blue error bars in Fig. 1) are 19. The predicted gamma-ray spectrum is

$$\frac{dN}{dE} = \frac{dN^{[2\mu]}}{dE} \times \text{BR}_{2\mu} + \frac{dN^{[4\mu]}}{dE} \times (1 - \text{BR}_{2\mu}), \quad (9)$$

where the annihilation fraction $\text{BR}_{2\mu}$ describes the portion of the 2μ annihilation final state.

In Ref. [22], they obtained a minimum reduced χ^2 of 5.47 for the 2μ final state. This quoted value is not located at around one because some uncertainties such as the model uncertainties of the Galactic gas and the interstellar radiation field are not taken into account³. However, it is unable to reach a consensus about the precise uncertainties, e.g., the gray and orange bands in Fig. 1. When we ignore these poorly-known systematic uncertainties, a minimum reduced χ_{red}^2 of 5.15 (4.34) for the 2μ (4μ) final state are obtained. However, the fact that the reduced χ^2 is not more or less equal to 1 implies that some systematic uncertainties may be overlooked. Therefore, we adopt two statistical approaches to demonstrate our results in two colors in our plots. In the first approach (green layer in all the scatter plots), according to Ref. [52] (see Sec. 5.2 there), if the minimum reduced chi-square χ_{red}^2 is larger but not much greater than 1, then we can enlarge our errorbars with square-root of the minimal reduced χ_{red}^2 , namely

$$\sigma'_{i,\text{GCE}} = \sqrt{\chi_{\text{red}}^2} \times \sigma_i, \quad (10)$$

where $\sigma'_{i,\text{GCE}}$ is used in our study but σ_i is the same as defined in Eq. (8) of Ref. [12]. Apparently, the new overall GCE reduced chi-squares are smaller and the new minimum value of them is exactly equal to 1. Thus, our analysis to examine the allowed parameter space is more conservative than the one directly computed by Eq. (8). In the second approach (gray layer in all the figures), we will also perform a comparison with the allowed spectra in agreement with the gray region as shown in Fig. 1. For the most conservative way, the second approach allows us to project the systematic uncertainties from propagation and source models to our particle model parameter space.

- **PLANCK relic density:**

The DM PLANCK relic density χ^2 is described as a Gaussian distribution

$$\chi_{\Omega h^2}^2 = \left(\frac{\mu_t - \mu_0}{\sqrt{\sigma_{\text{theo}}^2 + \sigma_{\text{exp}}^2}} \right)^2, \quad (11)$$

³ We gratefully acknowledge the private communication with Mattia Di Mauro, the author of Ref. [22].

where μ_t is predicted from the theoretical value, μ_0 is an experimental central value, and theoretical uncertainty $\sigma_{\text{theo}} = \tau\mu_t$. We use PLANCK 2018 data [30] to constrain our predicted relic density Ωh^2 . Their reported central value with statistical error is $\Omega h^2 = 0.1186 \pm 0.002$. On the other hand, we may also need to address the uncertainties from the Boltzmann equation solver and the entropy table in the early universe. Hence, we conservatively introduce $\tau = 10\%$ based on our prediction.

- **PandaX-4T** $\sigma_{\chi p}^{\text{SI}}$:

The estimation of χ^2 for the DM-nucleus spin-independent (SI) direct detection cross section χ_{DD}^2 is

$$\chi_{\text{DD}}^2 = \left(\frac{\sigma_{\chi p}^{\text{SI}}}{\sigma_{\chi p}^{\text{SI},90\%}/1.64} \right)^2, \quad (12)$$

where $\sigma_{\chi p}^{\text{SI}}$ and $\sigma_{\chi p}^{\text{SI},90\%}$ are predicted from the theoretical value and upper limits of the cross sections for a given DM mass at 90% confidence level from PandaX-4T [32], respectively. By assuming null detection, we can take the central value as zero and the number 1.64 is the unit of 90% confidence level.

IV. POSSIBLE INTERACTION TYPES

	Scalar	Fermion	Vector
Dark Matter	S	χ	X^μ
Mediator	ϕ	ψ	V^μ

TABLE I. The particle notation for DM and MED with various spin types used in our work.

In this section, we summarize all representative interaction types for two DM particles annihilating into a pair of muons and a pair of MEDs at tree level. By taking a Z_2 symmetry to prevent DM decay, we introduce Z_2 -even mediators for s-channel while Z_2 -odd mediators for t-channel annihilation. As presented in Table I, both DM and MED can be scalar (spin-0), fermionic (spin- $\frac{1}{2}$), or vector (spin-1). In this work, we will discuss self-conjugate and not self-conjugate DM fields, *i.e.*, (i) real and complex scalar DM, (ii) Majorana and Dirac DM, and (iii) real and complex vector DM. For the sake of simplicity, we only concern a self-conjugate field for Z_2 -even mediator in this study. However, a complex field is required for Z_2 -odd mediator.

A. Z_2 -even mediator

In Table II, all representative interaction types between Z_2 -even mediator, DM, and μ are listed. Here, we use the notation as defined in Table I to present the spin nature of DM and mediator. The column $\langle\sigma v\rangle_{2\mu}$ indicates the velocity dependence of the cross section for DM annihilating to $\mu^+\mu^-$ final state at the present time. However, $\langle\sigma v\rangle_{4\mu}$ is for the process $\text{DM} + \text{DM} \rightarrow \text{MED} + \text{MED}$ and then each mediator decays to a pair of muons successively. The last column of Table II shows the equation number of the DM-nuclei elastic scattering cross section whose formula is given in Appendix B. We will discuss the DM direct detection in Sec. V. The sign "—" in the last column means that the cross section is negligible.

Note that some cross sections contain both s - and p -wave contributions but their a/b ratio is non-trivial. Therefore, we divide them into several cases and discuss them below. First, for 2μ final state, we can simplify the analytical expressions of σv [53] near resonance as

$$\sigma v \propto \frac{C_0}{(4R - R^2)^2} \left(C_1 - \frac{C_2}{4R - R^2} v^2 \right), \quad (13)$$

where C_0 (in GeV^{-2}) and $C_{1,2}$ are positive coefficients. The resonance parameter R is defined as $R \equiv (2m_D - M)/m_D$. The conditions $C_2 v^2 \leq C_1(4R - R^2)$ is to be kinematically allowed and $R \leq 2$ is for a physical mass M .

If $0 < R \leq 2$, we can see σv is with the largest value at $v = 0$. When R approaches zero from above and the coefficient of v^2 is dominant over the first term, the total σv with a relativistic speed is smaller than s -wave sole component as the blue line in the left panel of Fig. 2. This can explain DM relic density and GCE simultaneously. When $0 \ll R$, the second term is v suppressed and the cross section is s -wave that is not able to fit both DM relic density and GCE data. On the other hand, the condition $R < 0$ implies that annihilating DM needs some kinetic energies to hit the resonance. Therefore, we can see the resonance with a small velocity and negative R for \mathcal{L}_6 and \mathcal{L}_{11} as shown in Fig. 2. In these negative R regions, one can find a solution for a correct relic density and GCE by tweaking the decay width. For 2μ final state, we summarize the correlation between R and a/b as follows.

- **Case (i):** The sign of R and a/b is always opposite. When we enhance the value of $|R|$, the absolute ratio $|a/b|$ is also increased. The value of $|a|$ and $|b|$ can be comparable

\$Z_2\$ even mediator				
types	Lagrangian	\$\langle\sigma v\rangle_{2\mu}\$ \$\simeq a + bv^2\$	\$\langle\sigma v\rangle_{4\mu}\$ \$\simeq a + bv^2\$	DD
\$\chi\$ and \$\phi\$	\$\mathcal{L}_1 = (g_D \bar{\chi} \chi + g_f \bar{f} f) \phi\$	\$a = 0\$	\$a = 0\$	Eq. (B1)
	\$\mathcal{L}_2 = (g_D \bar{\chi} \chi + g_f \bar{f} i \gamma^5 f) \phi\$	\$a = 0\$	\$a = 0\$	—
	\$\mathcal{L}_3 = (g_D \bar{\chi} i \gamma^5 \chi + g_f \bar{f} f) \phi\$	Case (i)	\$a = 0\$	Eq. (B2)
	\$\mathcal{L}_4 = (g_D \bar{\chi} i \gamma^5 \chi + g_f \bar{f} i \gamma^5 f) \phi\$	Case (i)	\$a = 0\$	—
\$\chi\$ and \$V_\mu\$	\$\mathcal{L}_5 = (g_D \bar{\chi} \gamma^\mu \gamma^5 \chi + g_f \bar{f} \gamma^\mu f) V_\mu\$	\$a = 0\$	Case (A)	Eq. (B3)
	\$\mathcal{L}_6 = (g_D \bar{\chi} \gamma^\mu \gamma^5 \chi + g_f \bar{f} \gamma^\mu \gamma^5 f) V_\mu\$	Case (ii)	Case (A)	—
	\$\mathcal{L}_7 = (g_D \bar{\chi} \gamma^\mu \chi + g_f \bar{f} \gamma^\mu f) V_\mu\$	Case (i)	Case (C)	Eq. (B4)
	\$\mathcal{L}_8 = (g_D \bar{\chi} \gamma^\mu \chi + g_f \bar{f} \gamma^\mu \gamma^5 f) V_\mu\$	Case (i)	Case (C)	—
\$S\$ and \$\phi\$	\$\mathcal{L}_9 = (M_{D\phi} S^\dagger S + g_f \bar{f} f) \phi\$	Case (i)	Case (B)	Eq. (B5)
	\$\mathcal{L}_{10} = (M_{D\phi} S^\dagger S + g_f \bar{f} i \gamma^5 f) \phi\$	Case (i)	Case (B)	—
	\$\mathcal{L}_{9'} = (g_D S^\dagger S \phi + g_f \bar{f} f) \phi\$	—	\$b = 0\$	—
	\$\mathcal{L}_{10'} = (g_D S^\dagger S \phi + g_f \bar{f} i \gamma^5 f) \phi\$	—	\$b = 0\$	—
\$S\$ and \$V_\mu\$	\$\mathcal{L}_{11} = (ig_D S^\dagger \overleftrightarrow{\partial}_\mu S + g_D^2 S^\dagger S V_\mu + g_f \bar{f} \gamma_\mu f) V^\mu\$	\$a = 0\$	Case (C)	Eq. (B6)
	\$\mathcal{L}_{12} = (ig_D S^\dagger \overleftrightarrow{\partial}_\mu S + g_D^2 S^\dagger S V_\mu + g_f \bar{f} \gamma_\mu \gamma^5 f) V^\mu\$	\$a = 0\$	Case (C)	—
\$X_\mu\$ and \$\phi\$	\$\mathcal{L}_{13} = (M_{D\phi} X^\mu X_\mu^\dagger + g_f \bar{f} f) \phi\$	Case (i)	Case (D)	Eq. (B7)
	\$\mathcal{L}_{14} = (M_{D\phi} X^\mu X_\mu^\dagger + g_f \bar{f} i \gamma^5 f) \phi\$	Case (i)	Case (D)	—
	\$\mathcal{L}_{13'} = (g_D X^\mu X_\mu^\dagger \phi + g_f \bar{f} f) \phi\$	—	\$b = 0\$	—
	\$\mathcal{L}_{14'} = (g_D X^\mu X_\mu^\dagger \phi + g_f \bar{f} i \gamma^5 f) \phi\$	—	\$b = 0\$	—
\$X_\mu\$ and \$V_\mu\$	\$\mathcal{L}_{15} = ig_D \{X^{\mu\nu} X_\mu^\dagger V_\nu - X^{\mu\nu\dagger} X_\mu V_\nu + X_\mu X_\nu^\dagger V^{\mu\nu}\}\$ \$+ g_D^2 \{X_\mu^\dagger X^\mu V_\nu V^\nu - X_\mu^\dagger V^\mu X_\nu V^\nu\} + g_f \bar{f} \gamma^\mu f V_\mu\$	\$a = 0\$	Case (C)	Eq. (B8)
	\$\mathcal{L}_{16} = ig_D \{X^{\mu\nu} X_\mu^\dagger V_\nu - X^{\mu\nu\dagger} X_\mu V_\nu + X_\mu X_\nu^\dagger V^{\mu\nu}\}\$ \$+ g_D^2 \{X_\mu^\dagger X^\mu V_\nu V^\nu - X_\mu^\dagger V^\mu X_\nu V^\nu\} + g_f \bar{f} \gamma^\mu \gamma^5 f V_\mu\$	\$a = 0\$	Case (C)	—

TABLE II. The summary table of all the renormalizable operators for the \$Z_2\$ even mediator scenario. The columns \$\langle\sigma v\rangle_{2\mu}\$ and \$\langle\sigma v\rangle_{4\mu}\$ show the cross sections of DM annihilation to \$2\mu\$ and \$4\mu\$ final states. We define \$X^{\mu\nu} = \partial^\mu X^\nu - \partial^\nu X^\mu\$ and \$V^{\mu\nu} = \partial^\mu V^\nu - \partial^\nu V^\mu\$.

around the condition $M/m_D \approx \mathcal{O}(1.3 - 1.6)$. A smaller M results in $|a/b| > 1$ while a larger M yields $|a/b| < 1$.

- **Case (ii):** Regardless of the sign of R , the ratio of a/b is always positive. The correlation between $|R|$ and $|a/b|$ are the same as **Case (i)**. The condition $|a/b| > 1$ only happens at $M \ll m_D$, otherwise $|a/b| < 1$ holds.

Unlike 2μ final state, the cross section $\langle\sigma v\rangle_{4\mu}$ behaves in a more sophisticated way. To describe the correlation among masses M, m_D and a/b , we introduce a different variable $r = M/m_D$ and their relations can be summarized into four cases.

- **Case (A):** The sign of a/b is positive but there is a maximum value ($a/b \simeq 0.1$) at $r \approx 0.76$.
- **Case (B):** In contrast with **Case (A)**, a/b is always negative while the maximum value ($a/b \simeq -1.5$) happens again at $r \approx 0.76$. The ratio $|a/b|$ is $\mathcal{O}(1)$ but always greater than 1.
- **Case (C):** The ratio a/b is always positive but increased when we reduce the value of r . The ratio $a/b \approx \mathcal{O}(1)$ can be found at $r \approx 0.7$.
- **Case (D):** The ratio a/b is always negative. When reducing the value of r , $|a/b|$ is enhanced. The ratio $|a/b| \approx \mathcal{O}(1)$ can be found at $r \approx 0.8$.

If DM mass m_D is lighter than the mediator mass M , the correct relic density can only be achieved by DM annihilation into 2μ final state. In the case of $m_D > M$, the process $\text{DM} + \text{DM} \rightarrow \text{MED} + \text{MED}$ is kinematically allowed so that one has to take both $\langle\sigma v\rangle_{2\mu}$ and $\langle\sigma v\rangle_{4\mu}$ contributions into relic density calculation. To explain GCE, one has to take a larger annihilation cross section than $\sim 3 \times 10^{-26} \text{ cm}^3 \text{ s}^{-1}$ which satisfies correct relic density at the early time. Thus, the 4μ final state is not favourable to explain both GCE and correct relic density. We can see the dashed line as an example in the left panel of Fig. 2. In addition, if p -wave 4μ is dominant to DM relic density and s -wave 2μ is dominant to GCE, it seems to be able to meet the requirements. However, the s -wave cross section $\langle\sigma v\rangle_{2\mu} \approx 4 \times 10^{-26} \text{ cm}^3 \text{ s}^{-1}$ explains GCE data which also implies a larger cross section in the early universe than the required value by PLANCK ($\approx 3 \times 10^{-26} \text{ cm}^3 \text{ s}^{-1}$). Hence, a

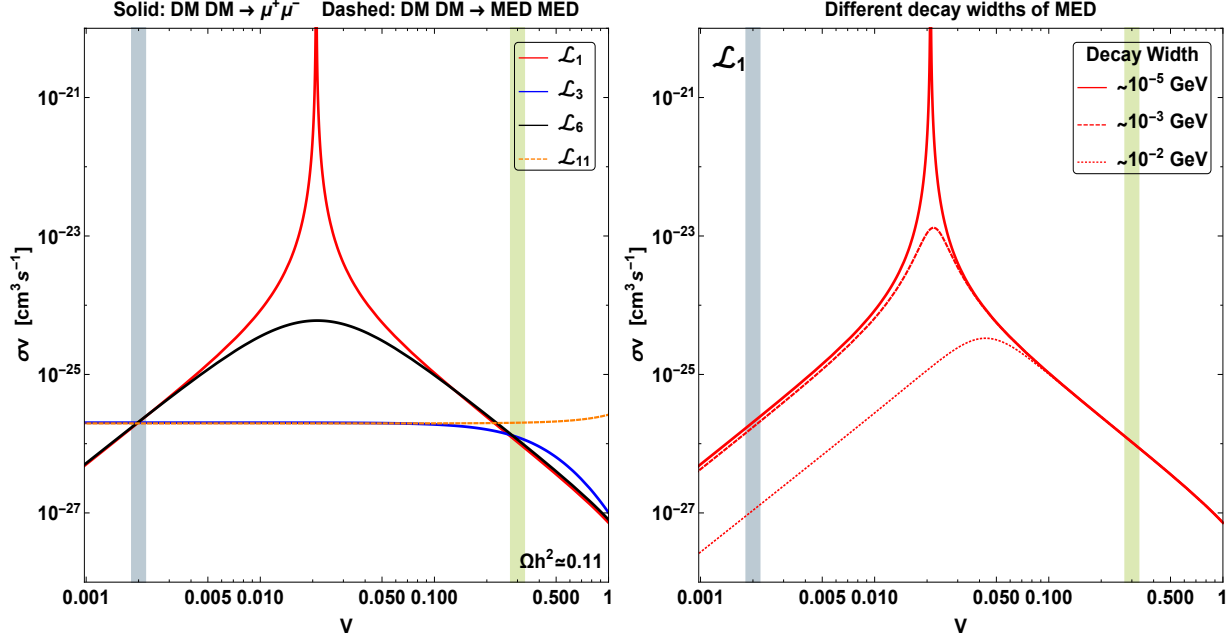


FIG. 2. The schematic demonstration of σv as function of v . The parameters of benchmark $\mathcal{L}_{1,3,6}$ are $m_D/\text{GeV} = (72.99, 73.11, 73.02)$, $M/\text{GeV} = (146.0, 143.5, 146.0)$, and $g_D g_f \times 10^3 = (3.319, 2.494, 3.030)$, respectively. For \mathcal{L}_{11} , the corresponding parameters are $(m_D, M, g_D) = (68.64 \text{ GeV}, 5.85 \text{ GeV}, 8.53 \times 10^{-3})$. The right panel is the result of \mathcal{L}_1 for different decay widths of mediator.

larger cross section $\langle \sigma v \rangle_{2\mu} \approx 4 \times 10^{-26} \text{ cm}^3 \text{ s}^{-1}$ also generates the DM relic abundance lower than what we expect.

Note that Majorana and real scalar DM particles are self-conjugate fields, thus the DM-DM-Mediator interaction terms have a coefficient of $1/2$ and we can simply rescale the value of g_D to compare with Dirac and complex scalar DM scenarios. However, the vector current does not couple to Majorana or real scalar DM, *i.e.* $\mathcal{L}_{7,8}$ and $\mathcal{L}_{11,12}$. Therefore, $\mathcal{L}_{7,8}$ and $\mathcal{L}_{11,12}$ will vanish for Majorana and real scalar DM, respectively. Besides, $\mathcal{L}_{9',10',13',14'}$ only have DM-DM-MED-MED four point interactions which induce only s -wave 4μ final states. As mentioned previously, these interactions can not explain GCE and DM relic density at the same time.

In the left panel of Fig. 2, we choose four benchmark interaction types (\mathcal{L}_1 , \mathcal{L}_3 , \mathcal{L}_6 , and \mathcal{L}_{11}) to present DM annihilation cross section as a function of velocity. The light green and blue shaded vertical bands present the peak of the DM velocity distributions in the

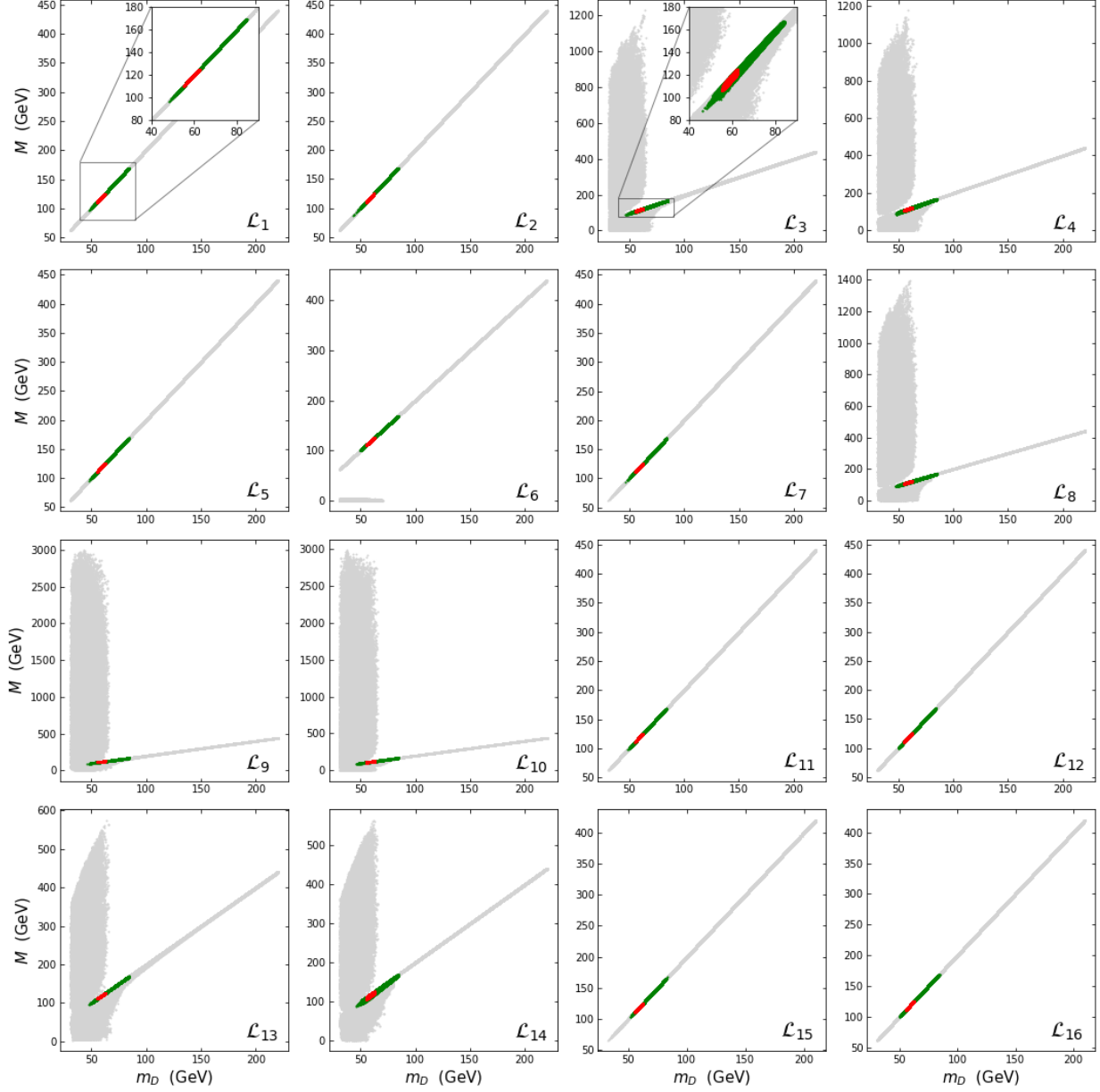


FIG. 3. Samples collected with the conditions: $\Delta\chi^2$ within 2σ confidence level range, projected on (m_D, M) plane. The red, green, and gray regions correspond to the samples with the original error bars of GCE residual spectra, the error bars amplified by the square root of the minimum reduced chi-square, and the DM spectra fallen into the gray region in Fig. 1. At the lower right corner of each sub-figure, we label the model number and its information is given in Table II.

early universe and present Milky Way. In the right panel of Fig. 2, we qualitatively show three different mediator decay widths: 10^{-5} GeV (solid line), 10^{-3} GeV (dashed line), and 10^{-2} GeV (dotted line). We find that the peak is so sensitive to the decay width. By adjusting the resonance width and height of DM annihilation to 2μ , it is possible to make the annihilation at the present time higher than the early time.

For each model, we perform several MCMC scans individually to optimize the coverage and the parameters are scanned in the following range

$$20 \text{ GeV} < m_D < 300 \text{ GeV}, 10^{-4} \text{ GeV} < M < 3000 \text{ GeV}, \\ 10^{-6} < g_f < 2, 10^{-6} < g_D < 2, 10^{-6} \text{ GeV} < M_{D\phi} < 1000 \text{ GeV}. \quad (14)$$

In Fig. 3, we show the samples with $\Delta\chi^2 = \chi^2 - \chi_{\min}^2$ within the confidence level of 2σ projected to the (m_D, M) plane. The grey samples generate the DM γ -ray spectra in the grey region of Fig. 1. The χ_{GCE}^2 of these samples in the gray region are taken to be zero, otherwise χ_{GCE}^2 is infinity. The green samples are scaled χ_{GCE}^2 as described in Sec. III, while the χ_{GCE}^2 of red samples are calculated via Eq. (8).

As shown in Fig. 3, 2σ allowed samples for $\mathcal{L}_{1,2,5,6,11,12,15,16}$ locate at the resonance lines, because the DM annihilation cross sections are p -wave like in these models. Only the mediator resonance region can fulfill both DM relic density and GCE constraints. Although the samples of \mathcal{L}_7 show the same characteristic, DM in this model cannot be p -wave annihilation. For \mathcal{L}_6 , there is a tiny fraction of samples survived at the region ($M \ll m_D$). As described in **Case (ii)**, annihilation cross section behaves as s -wave when $M \ll m_D$. The rest of the models are s -wave and there are large allowed areas at $m_D \sim 30 - 80$ GeV. The DM masses in all models are extended to as high as $m_D \sim 230$ GeV. As the DM mass is increased, we need a larger $\langle\sigma v\rangle$ to enhance the gamma-ray flux ($Q \sim \langle\sigma v\rangle/m_D^2$) to avoid the lower bound of the GCE fluxes. However, such a larger $\langle\sigma v\rangle$ in the present universe can be reached only via resonance.

Apart from the highly resonant regions, in some models, *i.e.* $\mathcal{L}_{3,4,6,8,9,10,13,14}$, broader allowed parameter spaces are exist near below the $M = 2m_D$ line. We only zoomed in the \mathcal{L}_1 and \mathcal{L}_3 panels of Fig. 3 for a demonstration. To explain this more clearly, we also present Fig. 4 as complementary to Fig. 3 which shows the relevant couplings in a function of $R \equiv (2m_D - M)/m_D$. We can see the resonant annihilation region located at the narrow vertical strip regions where DM annihilation to 2μ behaves as p -wave in Table II.

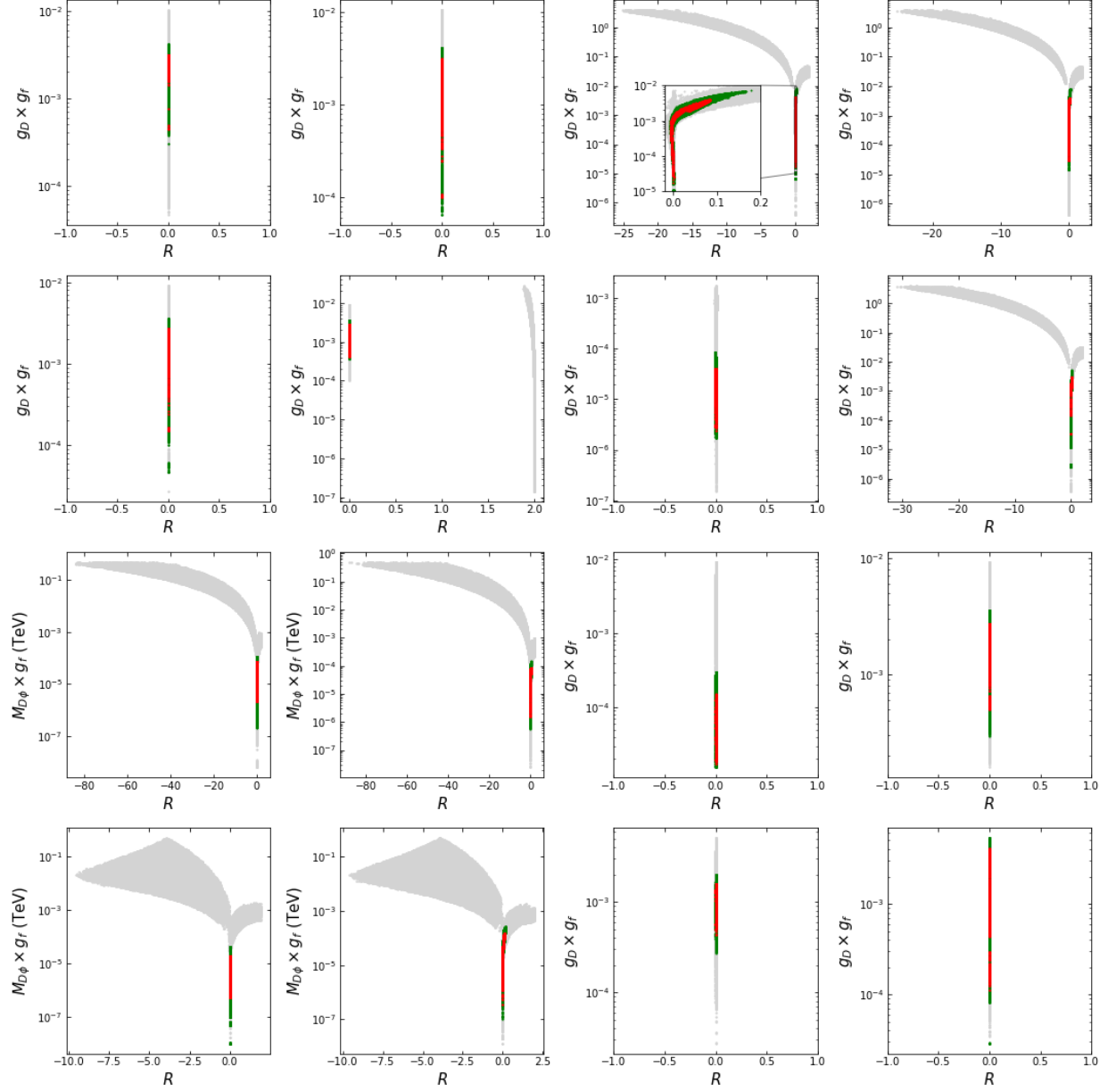


FIG. 4. The 2σ samples on $(R, M_{D\phi g_f})$ plane for $\mathcal{L}_{9,10,13,14}$ and $(R, g_D g_f)$ plane for else. The resonance parameter is defined as $R \equiv (2m_D - M)/m_D$. The color scheme is same as Fig. 3.

Therefore, to explain both signals (GCE and relic density), the very fine-tuning parameter space, namely resonance region, is needed, regardless of s , p or $s + p$ wave, unless the GCE systematic uncertainties have been taken into account.

Z_2 odd mediator				
types	Lagrangian	$\langle\sigma v\rangle_{2\mu}$	DM field	DD
χ and ϕ	$\mathcal{L}_{17} = g_D \bar{\chi} P_R f \phi + \text{h.c.}$	s	Dirac	Eq. (B9)
χ and V_μ	$\mathcal{L}_{18} = g_D \bar{\chi} \gamma^\mu P_R f V_\mu + \text{h.c.}$	s	Dirac	Eq. (B10)
χ and ϕ	$\mathcal{L}_{19} = g_D \bar{\chi} P_R f \phi + \text{h.c.}$	p	Majorana	suppressed
χ and V_μ	$\mathcal{L}_{20} = g_D \bar{\chi} \gamma^\mu P_R f V_\mu + \text{h.c.}$	p	Majorana	suppressed
S and ψ	$\mathcal{L}_{21} = g_D \bar{\psi} P_R f S + \text{h.c.}$	Case (i)	Real	suppressed
S and ψ	$\mathcal{L}_{22} = g_D \bar{\psi} P_R f S + \text{h.c.}$	p	Complex	Eq. (B11)
X_μ and ψ	$\mathcal{L}_{23} = g_D \bar{\psi} \gamma^\mu P_R f X_\mu^\dagger + \text{h.c.}$	s	Real/Complex	suppressed

TABLE III. All representative interaction types among Z_2 -odd mediator, DM and right handed muon. The operator $P_R = (1 + \gamma^5)/2$ refers to the right-handed projection.

B. Z_2 -odd mediator

For Z_2 -odd mediator, it must carry the electric charge in muonphilic DM models. Hence, we require that the mass of the mediator has to be heavier than DM to prevent DM from decaying to the charged mediator. In Table III, we list all representative renormalizable interaction types with the right handed muon. Notice that we only consider the SM singlet mediator fields in this study as the minimal models. If the mediator fields are SM doublets or even more complicated extensions with new gauge symmetries, they can couple to left handed muon or both chiralities as well. Because the mediator mass is always heavier than DM, the only possible annihilation final state is 2μ . Compared with the Z_2 -even mediator case, there is no resonance enhancement. Thus, we are safe to exclude the p -wave interactions $\mathcal{L}_{19,20,22}$ because they are not able to simultaneously generate the correct relic density and the DM annihilation cross section required by GCE.

The charged mediator such as slepton suffers from the stringent lower mass limit 103.5 GeV from LEP [33]. When the charged mediator mass is heavier than LEP limit, it implies that the larger coupling g_D is needed to fit the DM relic density and GCE cross section. Consequently, such a considerable coupling may violate the PandaX 4T and XENON1T limit. For the Z_2 -odd mediator scenario, we perform the parameter scans in the

following range

$$20 \text{ GeV} < m_D < 200 \text{ GeV}, m_D < M < 1000 \text{ GeV}, 10^{-6} < g_D < 2.$$

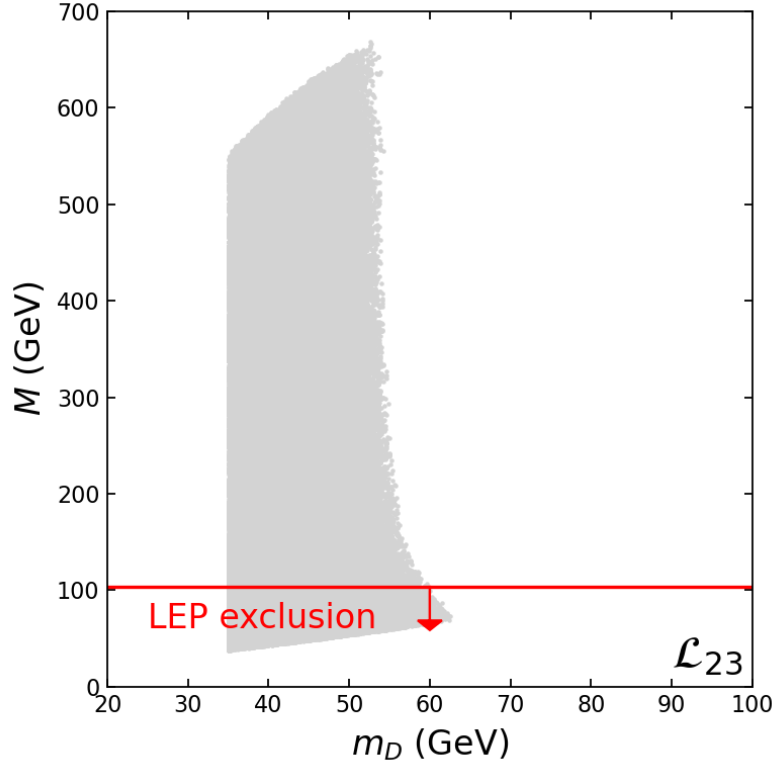


FIG. 5. Samples with $\Delta\chi^2$ in 2σ region for \mathcal{L}_{23} . The horizontal red solid lines are the LEP upper limit 103.5 GeV [33]. Only the gray region where the conservative systematic uncertainties are taken into account can escape from the LEP limit.

In Fig. 5, we show our results for \mathcal{L}_{23} on (m_D, M) plane. The s -wave type interactions $\mathcal{L}_{17,18}$ are incompatible with current DD data. On the other hand, $\langle\sigma v\rangle$ of \mathcal{L}_{21} behaves like the one of \mathcal{L}_3 . Thus, there can be some samples are survived from all the constraints except for the LEP mass limit. The LEP experiment has set a severe limit (the vertical red solid line) to exclude the light charged particles. Hence, most of the Z_2 -odd mediator scenarios cannot explain GCE and DM relic density at the same time but \mathcal{L}_{23} has a viable parameter space only when we take the conservative systematic uncertainties into account.

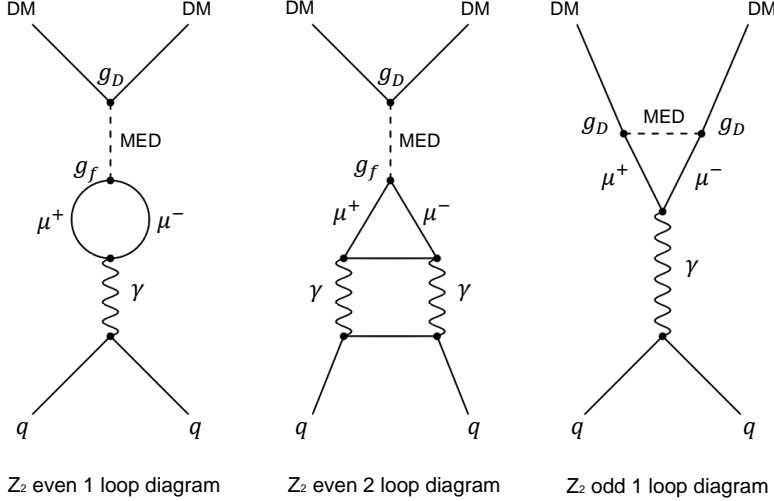


FIG. 6. The Feynman diagram for the loop-induced DM-quark scattering. The one loop contribution for the Z_2 -even mediator scenario is presented in the left panel while the two loop contribution is given in the middle one. For the Z_2 -odd mediator scenario, we draw the one loop contribution in the right panel.

V. DISCUSSION OF DM DIRECT DETECTION

For the simplified muonphilic DM models, there is no tree level DM-nuclei elastic scattering. The relevant Feynman diagrams of the loop-induced DM-quark scattering are depicted in Fig. 6. First, we consider the Z_2 -even mediator case and define the general lepton current as $\bar{l}\Gamma_l l$. Following Ref. [54], the one loop contributions are nonzero only for vector and tensor lepton currents, namely $\Gamma_l = \gamma_\mu, \sigma_{\mu\nu}$. Therefore, only $\mathcal{L}_{5,7,11,15}$ can generate one loop contributions to the DM-nuclei elastic scattering [55–58] as shown in the left panel of Fig. 6.

For the scalar lepton current, $\Gamma_l = 1$, the one loop contribution vanishes since a scalar current cannot couple to a vector current. The DM-quark interaction can only be induced at two loop level for $\mathcal{L}_{1,3,9,13}$ [57, 58], as depicted in the middle panel of Fig. 6.

For pseudo-scalar and axial-vector lepton currents $\Gamma_l = \gamma_5, \gamma_\mu \gamma_5$, the diagrams vanish to all loop orders. The interaction with γ_5 gives either zero or a fully anti-symmetric tensor $\epsilon^{\alpha\beta\mu\nu}$. Since there are only three independent momenta in the $2 \rightarrow 2$ scattering process, two indices can be contracted with the same momentum and a zero amplitude square is obtained. Therefore, we mark “—” in the last column of Table. II for $\mathcal{L}_{2,4,6,8,10,12,14,16}$.

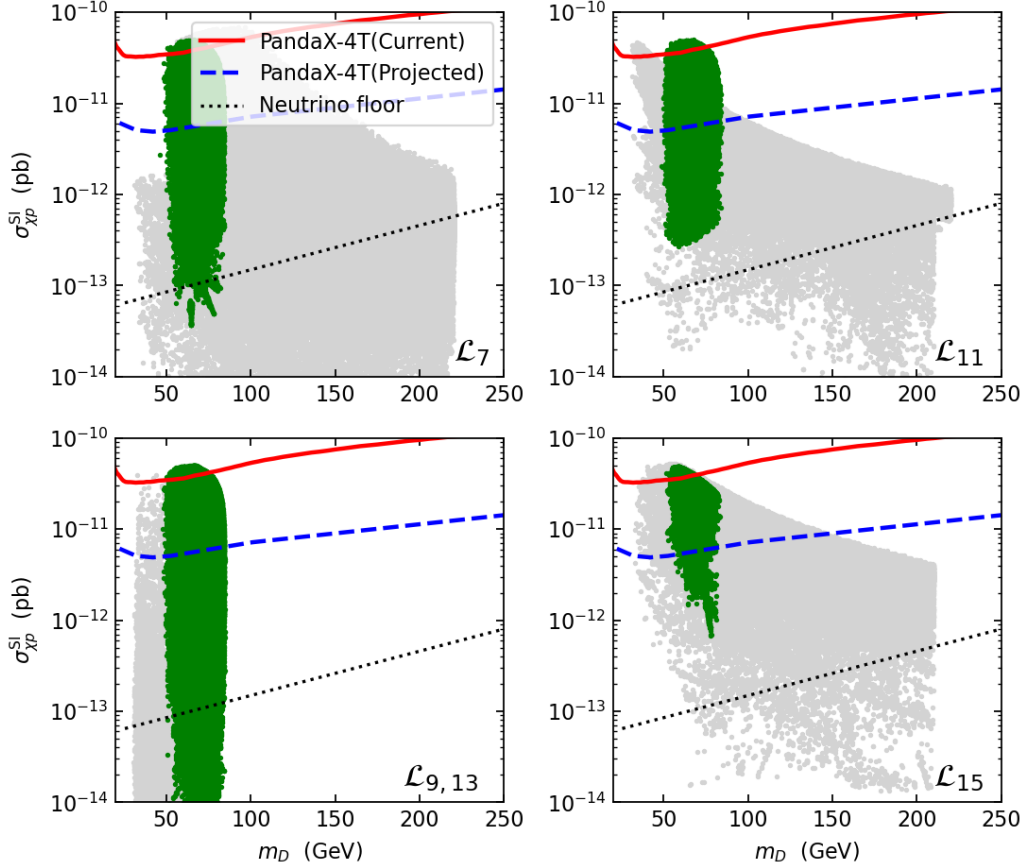


FIG. 7. The 2σ distribution on the $(m_D, \sigma_{\chi p}^{\text{SI}})$ plane. The red solid lines are current PandaX-4T 90% upper limit [32], the blue dashed lines are expected PandaX-4T 90% upper limit [61], and the black dotted lines are neutrino floor [62]. The color coding is same as Fig. 3.

For the case of Z_2 -odd mediator, the DM-nuclei scattering cross sections are suppressed for the self-conjugate DM, namely real scalar, Majorana fermion, and real vector. As given in Ref. [54], the self-conjugate DM couples to a single photon in t -channel simplified models only through the anapole moment. This leads to that DM-quark scattering amplitude is suppressed in the non-relativistic limit as for $\mathcal{L}_{19,20,21,23}$. On the other hand, if the muonphilic DM are complex scalar, Dirac fermion and complex vector, the one loop induced DM-quark interactions cannot be ignored [54, 59, 60], and the Feynman diagram shown in the right panel of Fig. 6.

In Fig. 7, we plot 2σ distributions on the $(m_D, \sigma_{\chi p}^{\text{SI}})$ plane for five models $\mathcal{L}_{7,9,11,13,15}$ where \mathcal{L}_9 and \mathcal{L}_{13} are fairly similar to each other. The red thick lines are the 90% upper limits of present PandaX-4T while its future sensitivity [61] is presented by blue thick dashed lines.

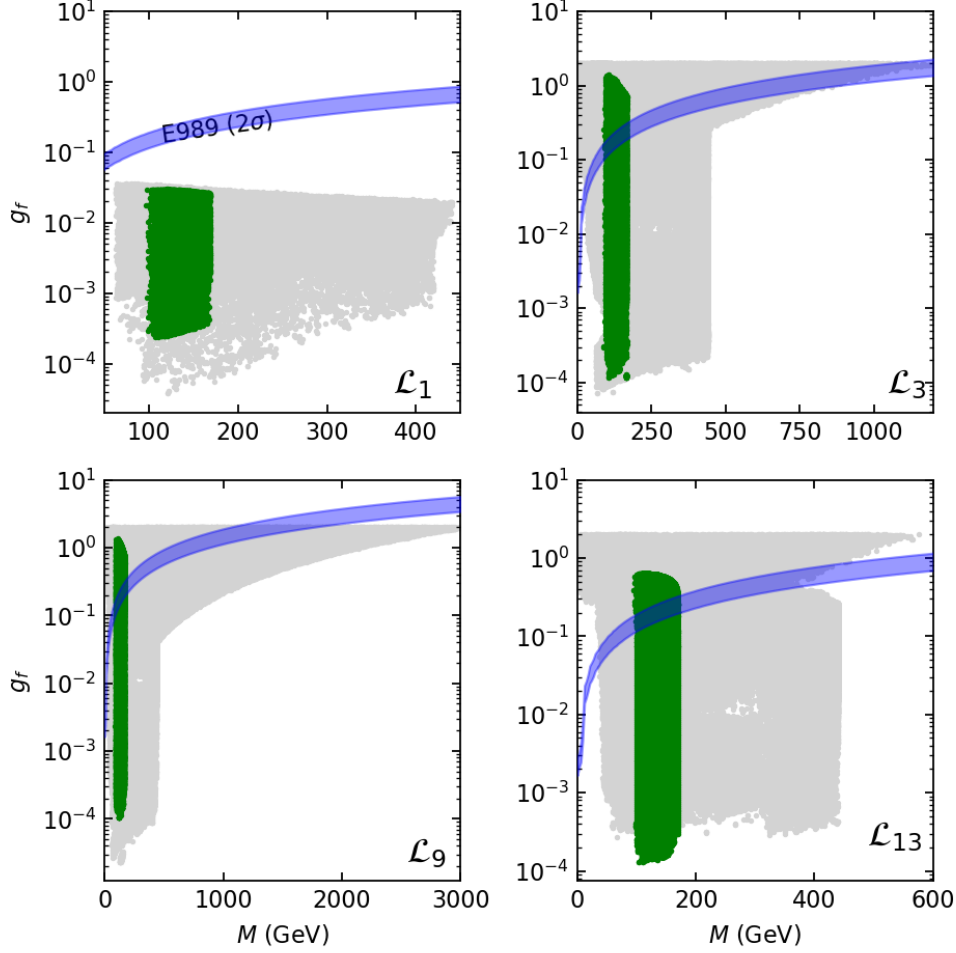


FIG. 8. The 2σ distributions in the (M, g_f) plane. The same color coding as Fig. 3 is used. The purple shaded belt corresponds to the E989 2σ region of δa_μ in each model.

The neutrino floor is demonstrated by the black dotted lines. Except for $\mathcal{L}_{7,9,11,13,15}$, other models are not shown here because their cross sections are below the neutrino floor. The common feature of \mathcal{L}_9 and \mathcal{L}_{13} is with dimensional coupling $M_{D\phi}$ which makes an optimistic prediction of $\sigma_{\chi p}^{\text{SI}}$ in spite of two loop level contributions. On the other hand, $\sigma_{\chi p}^{\text{SI}}$ for \mathcal{L}_7 , \mathcal{L}_{11} and \mathcal{L}_{15} are only one loop level and not further suppressed by the fine-structure constant.

VI. THE MUON $g - 2$ EXCESS

The muon anomalous magnetic moment a_μ has been recently announced by E989 at Fermilab. By combining the new data with the previous measurement from Brookhaven

National Lab (BNL) [63], they found a deviation $\delta a_\mu = (2.51 \pm 0.59) \times 10^{-9}$ with 4.2σ significance [24] from the value of the SM prediction.

Since the mediator couples to muon lepton, we intuitively check whether the mediator in the loop can contribute to the experimentally measured muon $g - 2$ excess. In the Appendix C, we provide four analytical formulas for scalar, pseudo-scalar, vector, and axial-vector mediators. The contributions from pseudo-scalar and axial-vector mediator are negative at one loop level. For vector mediator, δa_μ is too small to reach 2σ region. Thus, only the contributions from scalar mediators are shown in Fig. 8. When muon-muon-mediator coupling g_f is around the order of ~ 0.1 , muon $g - 2$ excess can be explained. *Therefore, as long as the E989 result can be confirmed in the near future, only \mathcal{L}_3 (fermionic DM), \mathcal{L}_9 (scalar DM) and \mathcal{L}_{13} (vector DM) are allowed to explain the correct DM relic density, GCE and muon $g - 2$ excess simultaneously.*

VII. CONCLUSIONS

The GCE is a well-known anomaly and the DM annihilation explanation is one of the popular solutions. If this DM annihilation explanation is correct, the same DM mass and cross section shall be found in other astrophysical observations such as Fermi dSphs γ data and AMS-02 e^+ and \bar{p} data. Especially, Ref. [22] has suggested that $\chi\chi \rightarrow \mu\mu$ annihilation can explain all the astrophysical observations consistently. Motivated by such a claim, we perform a comprehensive analysis for the muonphilic DM. We attempt to probe the muonphilic DM from the particle physics point of view. We first build 16 interaction types for Z_2 -even mediator (s -channel and contact interaction annihilation) while 7 interaction types for Z_2 -odd mediator (t -channel annihilation). We hire the measurement from Fermi GCE, PLANCK relic density, PandaX-4T $\sigma_{\chi p}^{\text{SI}}$, and LEP new charged particle search in order to pin down the favoured interaction types and their parameter space. After we find the allowed interaction types and parameter space, we discuss their predictions of muon $g - 2$ by comparing with the recently reported excess from the FermiLab E989 experiment.

In this work, we demonstrate our results by using two types of GCE systematic uncertainties. The first type ("normal approach") is to simply enlarge the error bars given in [22] with the square-root of the minimum reduced chi-square. This trick enables us to find out the potentially overlooked systematic uncertainties. The normal approach is presented by

green color. However, we also presented the results with the second type GCE systematic uncertainties as a more conservative error band (gray band) shown in Fig. 1. The results using the second type uncertainties are called “conservative approach” and presented by gray color.

We summarize our findings for muonphilic DM models with Z_2 -even mediators. First, we find that all of 16 interaction types with Z_2 -even mediators, apart from four-point interactions, can provide correct DM relic density, an explanation to GCE but a tiny $\sigma_{\chi p}^{\text{SI}}$ to DM DD. For normal approach, only the narrow phase spaces of resonances are remained to accommodate both GCE and DM relic density. Because the favoured $\langle\sigma v\rangle$ for GCE is higher than the one from the relic density, both the velocity-independent cross section (s -wave) and the v^2 -dependent cross section (p -wave) cannot be the solutions. Additionally, the annihilation to 4μ final state requires a cross section $\langle\sigma v\rangle_{4\mu} \sim 8 \times 10^{-26} \text{ cm}^3 \text{ s}^{-1}$ to explain GCE. Such a cross section is higher than the one required by the correct DM relic density. Therefore, if considering normal approach, we are unable to find any solution for $M < m_D$ where DM annihilate to a pair of mediators. On the other hand, for $M > m_D$, we still find some solutions with two mechanisms in a subtle way. The first mechanism is resonance based on the condition that the mediator is lighter than twice DM mass. By tuning the decay width, one can simply tweak the resonance position to correctly obtain the early and present DM cross sections. The second mechanism happens only for the condition $2m_D > M$. Under this condition, one can find some cancellation between s -wave and p -wave so that $\langle\sigma v\rangle$ at the early universe time can be suppressed. Clearly, if the annihilation cross section only contains the p -wave contribution, the allowed parameter space only owes to the first resonance mechanism. However, for conservative approach, the constraints are less tight. A sizable amount of non-resonant samples appears around $m_D \sim 60 \text{ GeV}$ in interactions $\mathcal{L}_{3,4,8,9,10,13,14}$ and the DM masses can be as higher as 200 GeV.

As for the muonphilic DM models with Z_2 -odd mediators, because a Z_2 -odd mediator must carry an electric charge in these models, the condition $m_D < M$ is held to maintain the electrically neutral universe. To explain the DM annihilation cross sections required by the GCE and PLANCK relic density measurement, it results a lighter mediator and a larger coupling. However, the PandaX-4T $\sigma_{\chi p}^{\text{SI}}$ upper limit already rules out most of the interaction types due to their larger couplings required to explain GCE. Only the interaction \mathcal{L}_{21} and \mathcal{L}_{23} are survival from the PandaX-4T constraints but the required mediator masses of \mathcal{L}_{21} are

still lower than the LEP new charge particle mass limit. Therefore, all of interaction types with Z_2 -odd mediators are excluded based on normal approach. For conservative approach, \mathcal{L}_{23} is still survived.

Although the muonphilic DM can only scatter with proton via loop contributions, the current PandaX-4T $\sigma_{\chi p}^{\text{SI}}$ upper limit is still sensitive to them. If considering those dimensional couplings $M_{D\phi}$, even the two loop contribution can be largely probed before reaching the neutrino floor. Besides $\mathcal{L}_{7,9,11,13,15}$, the rest interaction types are still hidden below the neutrino floor. Similarly, if muon $g - 2$ result from E989 can be confirmed, only the scalar mediator is allowed and the possible interaction types are \mathcal{L}_3 (fermionic DM), \mathcal{L}_9 (scalar DM) and \mathcal{L}_{13} (vector DM). Among these three models, only \mathcal{L}_3 cannot be tested by future DD experiments.

Finally, we would like to comment the GeV anti-proton excess in the AMS-02 data and searches of the allowed muonphilic DM models at the future muon collider. In this work we solely follow the argument of Ref. [22] on the absence of the anti-proton excess. The anti-proton created by muon DM annihilation final state can be neglected. If there was a GeV anti-proton excess as argued in [64, 65], the GCE as well as the $g - 2$ anomaly would also shed valuable light on the possible DM origin [66]. On the other hand, the proposed 3 TeV muon collider [67] is an ideal machine to test the MED and DM for the survival parameter space in this study. The Z_2 -even (Z_2 -odd) MED can be searched for via $\mu^+\mu^- \rightarrow \mu^+\mu^-$ (MED pair production) process. The mono- γ process is used to explore DM for both Z_2 -even and Z_2 -odd MED models. We will return to a detailed study of the muon collider in a future work.

ACKNOWLEDGMENTS

This work was supported by the National Natural Science Foundation of China (U1738210, 11921003, 12047560), China Post-doctoral Science Foundation (2020M681757), Chinese Academy of Sciences.

Appendix A: Inverse Compton scattering from DM annihilation

Generally, the electron/positron e^\pm spectrum for ICS is obtained by solving the diffusion equation

$$\frac{\partial}{\partial t} \frac{\partial n_e}{\partial E} = \nabla \left[D(E, \mathbf{r}) \nabla \frac{\partial n_e}{\partial E} \right] + \frac{\partial}{\partial E} \left[b(E, \mathbf{r}) \frac{\partial n_e}{\partial E} \right] + Q(E, \mathbf{r}), \quad (\text{A1})$$

where $\frac{\partial n_e}{\partial E}$ is the equilibrium electron density in the interval $d^3\mathbf{r}dE$. The diffusion coefficient and the energy loss rate are defined as $D(E, \mathbf{r})$ and $b(E, \mathbf{r})$, respectively. The electron source term, $Q(E, \mathbf{r})$, can be expressed as

$$Q(E, r) = \frac{\langle \sigma v \rangle \rho^2(r) dN_e}{2m_D^2 dE_e}. \quad (\text{A2})$$

Here $\langle \sigma v \rangle$ is DM averaged annihilation cross section, $\rho(r)$ is DM density profile, m_D is DM mass, and $\frac{dN_e}{dE_e}$ is e^\pm injection spectrum per DM annihilation. If DM is not self-conjugated, $\langle \sigma v \rangle$ will be replaced by $\langle \sigma v \rangle / 2$.

The local emissivity of γ rays is defined as

$$j_{\text{ICS}}(E_\gamma, r) = 2 \int_{m_e}^{M_D} dE \frac{dn_e}{dE} P_{\text{ICS}}(E, E_\gamma), \quad (\text{A3})$$

and the ICS power $P_{\text{ICS}}(E, E_\gamma)$ is given by

$$P_{\text{ICS}}(E, E_\gamma) = E_\gamma \int d\epsilon n(\epsilon) \sigma(E_\gamma, \epsilon, E), \quad (\text{A4})$$

where ϵ is the energy of target starlight, $n(\epsilon)$ is photon number density. E and E_γ are the energy of electrons/positrons and upscattered photons, respectively. The ICS cross section $\sigma(E_\gamma, \epsilon, E)$ can be written as

$$\sigma(E_\gamma, \epsilon, E) = \frac{3\sigma_T}{4\epsilon\gamma^2} G(q, \lambda), \quad (\text{A5})$$

which is the so-called Klein-Nishina formula. Here $\sigma_T \sim 0.665$ barn is the Thomson cross section, and $G(q, \lambda)$ is given by [68]

$$G(q, \lambda) = 2q \ln q + (1 + 2q)(1 - q) + \frac{(2q)^2(1 - q)}{2(1 + \Gamma q)}, \quad (\text{A6})$$

where

$$\Gamma = \frac{4\gamma^2\epsilon}{E}, \quad q = \frac{E_\gamma}{\Gamma(E - E_\gamma)}. \quad (\text{A7})$$

Finally, the approximation of integrated flux density for ICS at energy E_γ for a small region with much greater distance than size is

$$\frac{d\Phi_\gamma}{dE_\gamma} \approx \frac{1}{D_A^2} \int dr r^2 \frac{j_{\text{ICS}}(E_\gamma, r)}{E_\gamma}, \quad (\text{A8})$$

in which D_A is the angular diameter distance.

In this work, we adopted simplified power-law diffusion coefficient

$$D(E) = D_0 E^\gamma \quad (\text{A9})$$

with diffusion constant $D_0 = 3 \times 10^{28} \text{ cm}^2 \text{ s}^{-1}$ and $\gamma = 0.3$. The photon number density $n(\epsilon)$ for starlight is taken as black body model

$$n(\epsilon) \propto \frac{8\pi\epsilon^2}{e^{\epsilon/T} - 1} \quad (\text{A10})$$

with the temperature $T = 3500 \text{ K}$.

For the DM prompt γ emission, the flux can be calculated as

$$\frac{d\Phi_\gamma}{dE_\gamma} = \frac{1}{4\pi} \frac{\langle \sigma v \rangle}{2m_D^2} \frac{dN_\gamma}{dE_\gamma} \times \int_{\Delta\Omega} \int_{\text{l.o.s.}} dl d\Omega \rho^2(\mathbf{r}(l, \mathbf{n})), \quad (\text{A11})$$

in which the integration is taken along the line-of-sight (l.o.s.) toward the GC.

Appendix B: DM direct detection cross sections

Here we show all non-zero DM-nucleus SI cross sections for the simplified muonphilic DM models in Table II and III [54–58] :

$$\sigma_{\mathcal{L}_1}^{\text{SI}} = \sigma_0 \left(\frac{\pi\alpha Z\mu_N v}{6\sqrt{2}} \right)^2 \left(\frac{g_D g_f}{m_\mu} \right)^2, \quad (\text{B1})$$

$$\sigma_{\mathcal{L}_3}^{\text{SI}} = \sigma_0 \left(\frac{\pi\alpha Z\mu_N v}{6\sqrt{3}} \right)^2 \left(\frac{g_D g_f \mu_N v}{m_\mu m_D} \right)^2, \quad (\text{B2})$$

$$\sigma_{\mathcal{L}_5}^{\text{SI}} = \sigma_0 \left(\frac{g_D g_f}{3} \right)^2 \left(\ln \frac{m_\mu^2}{\Lambda^2} \right)^2 v^2 \left(1 + \frac{\mu_N^2}{2m_N^2} \right), \quad (\text{B3})$$

$$\sigma_{\mathcal{L}_7}^{\text{SI}} = \sigma_0 \left(\frac{g_D g_f}{3} \right)^2 \left(\ln \frac{m_\mu^2}{\Lambda^2} \right)^2, \quad (\text{B4})$$

$$\sigma_{\mathcal{L}_9}^{\text{SI}} = \sigma_0 \left(\frac{\pi\alpha Z\mu_N v}{12\sqrt{2}} \right)^2 \left(\frac{M_D \phi g_f}{m_\mu m_D} \right)^2, \quad (\text{B5})$$

$$\sigma_{\mathcal{L}_{11}}^{\text{SI}} = \sigma_0 \left(\frac{g_D g_f}{24} \right)^2 \left(\ln \frac{m_\mu^2}{\Lambda^2} \right)^2, \quad (\text{B6})$$

$$\sigma_{\mathcal{L}_{13}}^{\text{SI}} = \sigma_0 \left(\frac{\pi\alpha Z\mu_N v}{6\sqrt{2}} \right)^2 \left(\frac{2M_D \phi g_f}{m_\mu m_D} \right)^2, \quad (\text{B7})$$

$$\sigma_{\mathcal{L}_{15}}^{\text{SI}} = \sigma_0 \left(\frac{g_D g_f}{8} \right)^2 \left(\ln \frac{m_\mu^2}{\Lambda^2} \right)^2, \quad (\text{B8})$$

$$\sigma_{\mathcal{L}_{17}}^{\text{SI}} = \sigma_0 \left(\frac{g_D^2}{16} \right)^2 \left(1 + \frac{2}{3} \ln \frac{m_\mu^2}{M^2} \right)^2, \quad (\text{B9})$$

$$\sigma_{\mathcal{L}_{18}}^{\text{SI}} = \sigma_0 \left(\frac{g_D^2}{12} \right)^2 \left(\ln \frac{m_\mu^2}{M^2} \right)^2, \quad (\text{B10})$$

$$\sigma_{\mathcal{L}_{22}}^{\text{SI}} = \sigma_0 \left(\frac{g_D^2}{12} \right)^2 \left(\ln \frac{m_\mu^2}{M^2} \right)^2, \quad (\text{B11})$$

where α , m_N , Z , A and m_μ are fine structure constant, target nucleus's mass, target nucleus's charge, target nucleus's mass number and muon's mass respectively. The velocity of DM near the earth is $v \sim 10^{-3}$, reduced mass of DM-nucleus system is $\mu_N = \frac{m_N m_D}{m_N + m_D}$, and the cut-off scale assumed to be $\Lambda = \frac{M}{\sqrt{g_D g_f}}$. The coefficient $\sigma_0 = \frac{\alpha^2 Z^2 \mu_N^2}{\pi^3 A^2 M^4}$.

Appendix C: Muon $g - 2$ formulas for models with Z_2 even mediators

The predictions of muon $g - 2$ excess from various simplified muonphilic DM models are based on their mediator types [54, 69–73]. In this appendix, we provide the exact expressions of additional muon $g - 2$ contribution δa_μ to the standard model prediction as the follows:

- For the vector mediator, *i.e.* $\mathcal{L}_{5,7,11,15}$, we obtain

$$\delta a_\mu = \frac{g_f^2}{8\pi^2} \int_0^1 \frac{2m_\mu^2 z(1-z)^2}{m_\mu^2(1-z)^2 + M^2 z} dz. \quad (\text{C1})$$

- For the axial-vector mediator $\mathcal{L}_{6,8,12,16}$, we obtain

$$\delta a_\mu = -\frac{g_f^2}{4\pi^2} \frac{m_\mu^2}{M^2} \int_0^1 \frac{2m_\mu^2(1-z)^3 + z(1-z)(3+z)M^2}{m_\mu^2(1-z)^2 + M^2 z} dz. \quad (\text{C2})$$

- For the scalar mediator $\mathcal{L}_{1,3,9,13}$, we obtain

$$\delta a_\mu = \frac{g_f^2}{8\pi^2} \frac{m_\mu^2}{M^2} \int_0^1 \frac{M^2(1+z)(1-z)^2}{m_\mu^2(1-z)^2 + M^2 z} dz. \quad (\text{C3})$$

- For the pseudo-scalar mediator $\mathcal{L}_{2,4,10,14}$, we obtain

$$\delta a_\mu = -\frac{g_f^2}{8\pi^2} \frac{m_\mu^2}{M^2} \int_0^1 \frac{M^2(1-z)^3}{m_\mu^2(1-z)^2 + M^2 z} dz. \quad (\text{C4})$$

- [1] G. Aad *et al.* [ATLAS], JHEP **11** (2021), 209 doi:10.1007/JHEP11(2021)209 [arXiv:2108.13391 [hep-ex]].
- [2] A. Tumasyan *et al.* [CMS], JHEP **11** (2021), 153 doi:10.1007/JHEP11(2021)153 [arXiv:2107.13021 [hep-ex]].
- [3] E. Aprile *et al.* [XENON], Phys. Rev. Lett. **121** (2018) no.11, 111302 doi:10.1103/PhysRevLett.121.111302 [arXiv:1805.12562 [astro-ph.CO]].
- [4] Y. Meng *et al.* [PandaX-4T], Phys. Rev. Lett. **127** (2021) no.26, 261802 doi:10.1103/PhysRevLett.127.261802 [arXiv:2107.13438 [hep-ex]].
- [5] S. Abdollahi *et al.* [Fermi-LAT], Phys. Rev. D **95** (2017) no.8, 082007 doi:10.1103/PhysRevD.95.082007 [arXiv:1704.07195 [astro-ph.HE]].
- [6] G. Ambrosi *et al.* [DAMPE], Nature **552** (2017), 63-66 doi:10.1038/nature24475 [arXiv:1711.10981 [astro-ph.HE]].
- [7] M. Aguilar *et al.* [AMS], Phys. Rept. **894** (2021), 1-116 doi:10.1016/j.physrep.2020.09.003
- [8] D. Hooper and L. Goodenough, Phys. Lett. B **697** (2011), 412-428 doi:10.1016/j.physletb.2011.02.029 [arXiv:1010.2752 [hep-ph]].

- [9] B. Zhou, Y. F. Liang, X. Huang, X. Li, Y. Z. Fan, L. Feng and J. Chang, Phys. Rev. D **91** (2015) no.12, 123010 doi:10.1103/PhysRevD.91.123010 [arXiv:1406.6948 [astro-ph.HE]].
- [10] F. Calore, I. Cholis and C. Weniger, JCAP **03** (2015), 038 doi:10.1088/1475-7516/2015/03/038 [arXiv:1409.0042 [astro-ph.CO]].
- [11] T. Daylan, D. P. Finkbeiner, D. Hooper, T. Linden, S. K. N. Portillo, N. L. Rodd and T. R. Slatyer, Phys. Dark Univ. **12** (2016), 1-23 doi:10.1016/j.dark.2015.12.005 [arXiv:1402.6703 [astro-ph.HE]].
- [12] M. Di Mauro, Phys. Rev. D **103** (2021) no.6, 063029 doi:10.1103/PhysRevD.103.063029 [arXiv:2101.04694 [astro-ph.HE]].
- [13] R. K. Leane and T. R. Slatyer, Phys. Rev. Lett. **123** (2019) no.24, 241101 doi:10.1103/PhysRevLett.123.241101 [arXiv:1904.08430 [astro-ph.HE]].
- [14] R. K. Leane and T. R. Slatyer, Phys. Rev. Lett. **125** (2020) no.12, 121105 doi:10.1103/PhysRevLett.125.121105 [arXiv:2002.12370 [astro-ph.HE]].
- [15] O. Macias, C. Gordon, R. M. Crocker, B. Coleman, D. Paterson, S. Horiuchi and M. Pohl, Nature Astron. **2** (2018) no.5, 387-392 doi:10.1038/s41550-018-0414-3 [arXiv:1611.06644 [astro-ph.HE]].
- [16] R. Bartels, E. Storm, C. Weniger and F. Calore, Nature Astron. **2** (2018) no.10, 819-828 doi:10.1038/s41550-018-0531-z [arXiv:1711.04778 [astro-ph.HE]].
- [17] O. Macias, S. Horiuchi, M. Kaplinghat, C. Gordon, R. M. Crocker and D. M. Nataf, JCAP **09** (2019), 042 doi:10.1088/1475-7516/2019/09/042 [arXiv:1901.03822 [astro-ph.HE]].
- [18] J. Petrović, P. D. Serpico and G. Zaharijaš, JCAP **10** (2014), 052 doi:10.1088/1475-7516/2014/10/052 [arXiv:1405.7928 [astro-ph.HE]].
- [19] I. Cholis, C. Evoli, F. Calore, T. Linden, C. Weniger and D. Hooper, JCAP **12** (2015), 005 doi:10.1088/1475-7516/2015/12/005 [arXiv:1506.05119 [astro-ph.HE]].
- [20] E. Carlson and S. Profumo, Phys. Rev. D **90** (2014) no.2, 023015 doi:10.1103/PhysRevD.90.023015 [arXiv:1405.7685 [astro-ph.HE]].
- [21] S. Li, Y. F. Liang and Y. Z. Fan, Phys. Rev. D **104** (2021) no.8, 083037 doi:10.1103/PhysRevD.104.083037 [arXiv:2110.01157 [astro-ph.HE]].
- [22] M. Di Mauro and M. W. Winkler, Phys. Rev. D **103** (2021) no.12, 123005 doi:10.1103/PhysRevD.103.123005 [arXiv:2101.11027 [astro-ph.HE]].
- [23] N. Weinrich, M. Boudaud, L. Derome, Y. Genolini, J. Lavalley, D. Maurin, P. Salati,

- P. Serpico and G. Weymann-Despres, *Astron. Astrophys.* **639** (2020), A74 doi:10.1051/0004-6361/202038064 [arXiv:2004.00441 [astro-ph.HE]].
- [24] B. Abi *et al.* [Muon $g-2$], *Phys. Rev. Lett.* **126** (2021) no.14, 141801 doi:10.1103/PhysRevLett.126.141801 [arXiv:2104.03281 [hep-ex]].
- [25] P. J. Fox, R. Harnik, J. Kopp and Y. Tsai, *Phys. Rev. D* **84** (2011), 014028 doi:10.1103/PhysRevD.84.014028 [arXiv:1103.0240 [hep-ph]].
- [26] G. Aad *et al.* [ATLAS], *Phys. Rev. D* **103** (2021) no.11, 112006 doi:10.1103/PhysRevD.103.112006 [arXiv:2102.10874 [hep-ex]].
- [27] G. y. Huang, F. S. Queiroz and W. Rodejohann, *Phys. Rev. D* **103** (2021) no.9, 095005 doi:10.1103/PhysRevD.103.095005 [arXiv:2101.04956 [hep-ph]].
- [28] R. Capdevilla, D. Curtin, Y. Kahn and G. Krnjaic, *Phys. Rev. D* **105** (2022) no.1, 015028 doi:10.1103/PhysRevD.105.015028 [arXiv:2101.10334 [hep-ph]].
- [29] H. Al Ali, N. Arkani-Hamed, I. Banta, S. Benevedes, D. Buttazzo, T. Cai, J. Cheng, T. Cohen, N. Craig and M. Ekhterachian, *et al.* [arXiv:2103.14043 [hep-ph]].
- [30] P. A. R. Ade *et al.* [Planck], *Astron. Astrophys.* **594** (2016), A13 doi:10.1051/0004-6361/201525830 [arXiv:1502.01589 [astro-ph.CO]].
- [31] M. Di Mauro, *Phys. Rev. D* **103** (2021) no.6, 063029 doi:10.1103/PhysRevD.103.063029 [arXiv:2101.04694 [astro-ph.HE]].
- [32] Y. Meng *et al.* [PandaX-4T], *Phys. Rev. Lett.* **127** (2021) no.26, 261802 doi:10.1103/PhysRevLett.127.261802 [arXiv:2107.13438 [hep-ex]].
- [33] A. Heister *et al.* [ALEPH], *Phys. Lett. B* **533** (2002), 223-236 doi:10.1016/S0370-2693(02)01584-8 [arXiv:hep-ex/0203020 [hep-ex]].
- [34] M. Cirelli, G. Corcella, A. Hektor, G. Hutsi, M. Kadastik, P. Panci, M. Raidal, F. Sala and A. Strumia, *JCAP* **03** (2011), 051 [erratum: *JCAP* **10** (2012), E01] doi:10.1088/1475-7516/2012/10/E01 [arXiv:1012.4515 [hep-ph]].
- [35] P. Ciafaloni, D. Comelli, A. Riotto, F. Sala, A. Strumia and A. Urbano, *JCAP* **03** (2011), 019 doi:10.1088/1475-7516/2011/03/019 [arXiv:1009.0224 [hep-ph]].
- [36] A. McDaniell, T. Jeltema, S. Profumo and E. Storm, *JCAP* **09** (2017), 027 doi:10.1088/1475-7516/2017/09/027 [arXiv:1705.09384 [astro-ph.HE]].
- [37] W. R. Webber, M. A. Lee and M. Gupta, *Astrophys. J.* **390** (1992), 96 doi:10.1086/171262
- [38] E. A. Baltz and J. Edsjo, *Phys. Rev. D* **59** (1998), 023511 doi:10.1103/PhysRevD.59.023511

- [arXiv:astro-ph/9808243 [astro-ph]].
- [39] A. W. Strong, I. V. Moskalenko and V. S. Ptuskin, *Ann. Rev. Nucl. Part. Sci.* **57** (2007), 285-327 doi:10.1146/annurev.nucl.57.090506.123011 [arXiv:astro-ph/0701517 [astro-ph]].
- [40] A. E. Vladimirov, G. Jóhannesson, I. V. Moskalenko and T. A. Porter, *Astrophys. J.* **752** (2012), 68 doi:10.1088/0004-637X/752/1/68 [arXiv:1108.1023 [astro-ph.HE]].
- [41] A. McDaniel, T. Jeltema and S. Profumo, *Phys. Rev. D* **97** (2018) no.10, 103021 doi:10.1103/PhysRevD.97.103021 [arXiv:1802.05258 [astro-ph.HE]].
- [42] P. Salati, M. Boudaud, M. Cirelli, L. Derome, Y. Génolini, J. Lavalle, D. Maurin and P. D. Serpico, *PoS ICRC2021* (2021), 572 doi:10.22323/1.395.0572
- [43] J. F. Navarro, C. S. Frenk and S. D. M. White, *Astrophys. J.* **462** (1996), 563-575 doi:10.1086/177173 [arXiv:astro-ph/9508025 [astro-ph]].
- [44] J. F. Navarro, C. S. Frenk and S. D. M. White, *Astrophys. J.* **490** (1997), 493-508 doi:10.1086/304888 [arXiv:astro-ph/9611107 [astro-ph]].
- [45] J. Buch, M. Cirelli, G. Giesen and M. Taoso, *JCAP* **09** (2015), 037 doi:10.1088/1475-7516/2015/9/037 [arXiv:1505.01049 [hep-ph]].
- [46] S. Colafrancesco, S. Profumo and P. Ullio, *Astron. Astrophys.* **455** (2006), 21 doi:10.1051/0004-6361:20053887 [arXiv:astro-ph/0507575 [astro-ph]].
- [47] S. Profumo and P. Ullio, [arXiv:1001.4086 [astro-ph.HE]].
- [48] K. Ferriere, W. Gillard and P. Jean, *Astron. Astrophys.* **467** (2007), 611-627 doi:10.1051/0004-6361:20066992 [arXiv:astro-ph/0702532 [astro-ph]].
- [49] D. Foreman-Mackey, D. W. Hogg, D. Lang and J. Goodman, *Publ. Astron. Soc. Pac.* **125** (2013), 306-312 doi:10.1086/670067 [arXiv:1202.3665 [astro-ph.IM]].
- [50] A. Alloul, N. D. Christensen, C. Degrande, C. Duhr and B. Fuks, *Comput. Phys. Commun.* **185** (2014), 2250-2300 doi:10.1016/j.cpc.2014.04.012 [arXiv:1310.1921 [hep-ph]].
- [51] G. Belanger, F. Boudjema, P. Brun, A. Pukhov, S. Rosier-Lees, P. Salati and A. Semenov, *Comput. Phys. Commun.* **182** (2011), 842-856 doi:10.1016/j.cpc.2010.11.033 [arXiv:1004.1092 [hep-ph]].
- [52] P. A. Zyla *et al.* [Particle Data Group], *PTEP* **2020** (2020) no.8, 083C01 doi:10.1093/ptep/ptaa104
- [53] A. Berlin, D. Hooper and S. D. McDermott, *Phys. Rev. D* **89** (2014) no.11, 115022 doi:10.1103/PhysRevD.89.115022 [arXiv:1404.0022 [hep-ph]].

- [54] P. Agrawal, Z. Chacko and C. B. Verhaaren, JHEP **08** (2014), 147 doi:10.1007/JHEP08(2014)147 [arXiv:1402.7369 [hep-ph]].
- [55] J. Kopp, V. Niro, T. Schwetz and J. Zupan, Phys. Rev. D **80** (2009), 083502 doi:10.1103/PhysRevD.80.083502 [arXiv:0907.3159 [hep-ph]].
- [56] G. H. Duan, L. Feng, F. Wang, L. Wu, J. M. Yang and R. Zheng, JHEP **02** (2018), 107 doi:10.1007/JHEP02(2018)107 [arXiv:1711.11012 [hep-ph]].
- [57] P. Athron, C. Balazs, A. Fowlie and Y. Zhang, JHEP **02** (2018), 121 doi:10.1007/JHEP02(2018)121 [arXiv:1711.11376 [hep-ph]].
- [58] S. Yaser Ayazi and A. Mohamadnejad, J. Phys. G **47** (2020) no.9, 095003 doi:10.1088/1361-6471/ab94cd [arXiv:1909.10729 [hep-ph]].
- [59] P. Agrawal, S. Blanchet, Z. Chacko and C. Kilic, Phys. Rev. D **86** (2012), 055002 doi:10.1103/PhysRevD.86.055002 [arXiv:1109.3516 [hep-ph]].
- [60] Y. Bai and J. Berger, JHEP **08** (2014), 153 doi:10.1007/JHEP08(2014)153 [arXiv:1402.6696 [hep-ph]].
- [61] H. Zhang *et al.* [PandaX], Sci. China Phys. Mech. Astron. **62** (2019) no.3, 31011 doi:10.1007/s11433-018-9259-0 [arXiv:1806.02229 [physics.ins-det]].
- [62] J. D. Vergados and H. Ejiri, Nucl. Phys. B **804** (2008), 144-159 doi:10.1016/j.nuclphysb.2008.06.004 [arXiv:0805.2583 [hep-ph]].
- [63] M. Tanabashi *et al.* [Particle Data Group], Phys. Rev. D **98** (2018) no.3, 030001 doi:10.1103/PhysRevD.98.030001
- [64] M. Y. Cui, Q. Yuan, Y. L. S. Tsai and Y. Z. Fan, Phys. Rev. Lett. **118** (2017) no.19, 191101 doi:10.1103/PhysRevLett.118.191101 [arXiv:1610.03840 [astro-ph.HE]].
- [65] A. Cuoco, M. Krämer and M. Korsmeier, Phys. Rev. Lett. **118** (2017) no.19, 191102 doi:10.1103/PhysRevLett.118.191102 [arXiv:1610.03071 [astro-ph.HE]].
- [66] M. Abdughani, Y. Z. Fan, L. Feng, Y. L. S. Tsai, L. Wu and Q. Yuan, Sci. Bull. **66** (2021), 2170-2174 doi:10.1016/j.scib.2021.07.029 [arXiv:2104.03274 [hep-ph]].
- [67] J. De Blas *et al.* [Muon Collider], [arXiv:2203.07261 [hep-ph]].
- [68] G. R. Blumenthal and R. J. Gould, Rev. Mod. Phys. **42** (1970), 237-270 doi:10.1103/RevModPhys.42.237
- [69] F. S. Queiroz and W. Shepherd, Phys. Rev. D **89** (2014) no.9, 095024 doi:10.1103/PhysRevD.89.095024 [arXiv:1403.2309 [hep-ph]].

- [70] C. Y. Chen, H. Davoudiasl, W. J. Marciano and C. Zhang, *Phys. Rev. D* **93** (2016) no.3, 035006 doi:10.1103/PhysRevD.93.035006 [arXiv:1511.04715 [hep-ph]].
- [71] K. Kowalska and E. M. Sessolo, *JHEP* **09** (2017), 112 doi:10.1007/JHEP09(2017)112 [arXiv:1707.00753 [hep-ph]].
- [72] L. Calibbi, R. Ziegler and J. Zupan, *JHEP* **07** (2018), 046 doi:10.1007/JHEP07(2018)046 [arXiv:1804.00009 [hep-ph]].
- [73] F. Abu-Ajamieh, *Adv. High Energy Phys.* **2020** (2020), 1751534 doi:10.1155/2020/1751534 [arXiv:1810.08891 [hep-ph]].