
SELF-PRESERVING ICE LAYERS ON CO₂ CLATHRATE PARTICLES: IMPLICATIONS FOR ENCELADUS, PLUTO AND SIMILAR OCEAN WORLDS

Mathias Boström

Centre for Materials Science and Nanotechnology
Department of Physics, University of Oslo
NO-0316 Oslo, Norway

Victoria Estes

Multifunctional Optical Materials Group
Instituto de Ciencia de Materiales de Sevilla
Calle Américo Vespucio 49, 41092 Sevilla, Spain

Johannes Fiedler*

Physikalisches Institut
Albert-Ludwigs-Universität Freiburg
Hermann-Herder-Str. 3, 79104 Freiburg, Germany

Iver Brevik

Department of Energy and Process Engineering
Norwegian University of Science and Technology
NO-7491 Trondheim, Norway

Stefan Yoshi Buhmann

Institut für Physik, Universität Kassel
Heinrich-Plett-Str. 40, 34132 Kassel, Germany

Clas Persson

Centre for Materials Science and Nanotechnology
Department of Physics
University of Oslo
NO-0316 Oslo, Norway

Sol Carretero-Palacios

Departamento de Física de Materiales
Universidad Autónoma de Madrid
28049 Madrid, Spain

Drew F. Parsons

Department of Chemical and Geological Sciences
University of Cagliari
Cittadella Universitaria, 09042 Monserrato, CA, Italy

R. W. Corkery[†]

Surface and Corrosion Science
Department of Chemistry
KTH Royal Institute of Technology
SE 100 44 Stockholm, Sweden
corkery@kth.se

November 1, 2021

ABSTRACT

Under both engineering and natural conditions on Earth and in the Universe, some gas hydrates (e.g., CO₂ clathrates) are found to be stabilised outside their window of thermodynamic stability by formation of an ice layer—a phenomenon termed self-preservation. Low occupancy surface regions on type I CO₂ clathrate structures together with the self-preserving ice layer lead to an effective buoyancy for these structures which restricts the size range of type I CO₂ clathrates particles that float in the ocean on Enceladus, Pluto and similar oceanic worlds. Our goal here is to investigate the implications of Lifshitz forces and low occupancy surface regions on type I CO₂ clathrate structures

*Department of Physics and Technology, University of Bergen, Allégaten 55, 5007 Bergen, Norway

[†]Department of Applied Mathematics, Research School of Physics, ANU College of Science, Oliphant Building 60, Mills Road, The Australian National University, Canberra Acton ACT 2601, Australia

for their self-preservation through ice layer formation, presenting a plausible model based on multi-layer interactions through dispersion forces. We use optical data and theoretical models for the dielectric response for water, ice and gas hydrates with different occupancy. Taking this together with the thermodynamic Lifshitz free energy, we model the energy minima essential for formation of ice layers at the interface between gas hydrate and liquid water. We predict that the growth of an ice layer between 0.01 and 0.2 μm thick on CO_2 clathrate surfaces depends on the presence of surface regions in the gas hydrates with low occupancy of gas molecules. In addition, the effective particle density is estimated delimiting a range of particle size/compositions that would be buoyant in different oceans. Over geological time, deposition of floating CO_2 hydrate particles could result in the accumulation of kilometre-thick gas hydrate layers above liquid water reservoirs, and below the water ice crusts of their respective ocean worlds. On Enceladus, destabilisation of near-surface CO_2 hydrate deposits could lead to increased gas pressures that both drive plumes and entrain stabilised hydrate particles to be re-deposited on the surface of Enceladus or ejected into the E-ring of Saturn. Furthermore, on ocean worlds such as Enceladus and particularly Pluto, the accumulation of thick CO_2 hydrate deposits could insulate its ocean against freezing. In preventing freezing of liquid water reservoirs in ocean worlds, the presence of CO_2 hydrate layers could enhance the habitability of ocean worlds in our solar systems and on the exoplanets and exomoons beyond.

1 Introduction

Gas hydrates are important materials on Earth as well as on many planets and moons in our solar system [1]. The ice-capped ocean-bearing moons Enceladus and Europa are two of the best examples beyond Earth where gas hydrates can be formed in their respective salty oceans [2]. Liquid water, gas hydrates, and complex molecules are potentially favourable for life within the Solar System and on exoplanets [3, 4, 2, 5, 6]. Another example is Mars, where methane co-exists with subterranean water implying the existence of methane hydrates [7].

Gas hydrates (also known as clathrates) are crystalline structures comprising water molecules arranged in cages that enclathrate guest gas molecules within [8]. As discussed by [9], these caged guest molecules are essential for formation for hydrates, and the structure is thermodynamically stable only above a certain occupancy of gas molecules. These structures are furthermore stable only within a limited range of temperatures and pressures. As one example, CH_4 gas hydrates turn out to be stable below the freezing temperature of water (e.g., at atmospheric pressure and temperatures between 240 K to 273 K) [9]. The solution to this unexpectedly wide stability range seems to be that a thin, typically 1-2 μm [10], water ice layer forms on the surface [9, 10]. Some gas hydrates (CH_4 , CO_2 and N_2 type I hydrates, but not H_2S hydrates [9]) are notably seen to be supported outside their normal window of thermodynamic stability by formation of an ice layer—this phenomenon is termed “self-preservation” or “anomalous preservation” [9, 10], and has been observed in shallow permafrost [11, 12, 13].

The formation of an ice layer on the hydrate is not only driven by kinetics as suggested by [10], but can also be driven by Lifshitz-force mediated equilibrium thermodynamics [14]. Indeed, if the self-preserving ice layer effect on hydrates is spontaneous, as we find, this adds further weight to the argument that gas hydrates may be stabilised in a way that was not previously understood.

The aim of this work is to present a model that offers a potential explanation to the occurrence of micron-sized water ice layers on CO_2 gas hydrate surfaces in cold water. Fundamentally, such layers of water ice on gas hydrates, if present, are important for exploration and production of fossil fuels and are vital for understanding the potential for methane contributions to greenhouse gases as the planet becomes warmer. We also point to the relevance of self-preservation ice layers in pipes with flowing natural gases, in seabed [15], sediments [16], and in permafrost [17]. In the current context, the role of Lifshitz energy can be important: the induced ice films on water may change the buoyancy of micron-sized CO_2 gas hydrate particles.

We consider ice formation on CO_2 clathrates and its potential impact in different Solar System ocean worlds. Presence of both liquid water and gaseous CO_2 on the icy moon Enceladus have been inferred from measurements by the Cassini spacecraft [2]. Other ocean world candidates in the Solar System include Callisto, Europa, Ganymede and Titan [3]. Even the Kuiper Belt Objects (KBOs) Pluto and Triton have been proposed to have a reservoir of liquid water [20, 3]. These icy Solar System bodies have been in some focus for exploration and search for potential candidates to host extraterrestrial life [3] in liquid water oceans. It is not unrealistic to assume a large number of habitable ocean worlds even when only a small fraction of the Universe is considered. Here we are interested in two such potential ocean worlds: Enceladus and Pluto. Depending on the material properties and sizes, ice-coated hydrate particles may enter the fissures in the Enceladean ice crust rather than sinking to the bottom of the ocean. From there hydrates may enter fracture systems that feed Enceladus’ complex plume without destabilising. If they do not become trapped in deposits

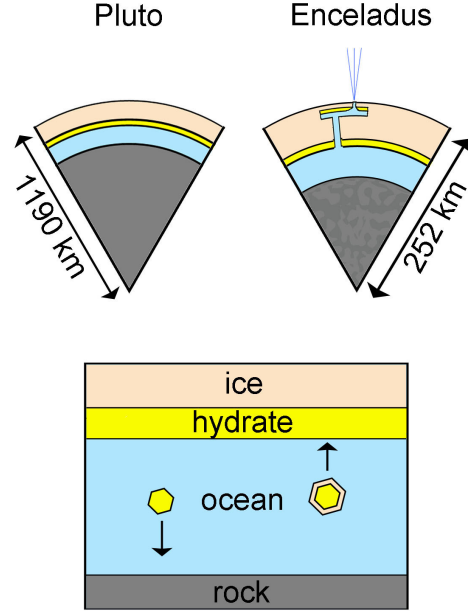


Figure 1: Figure shows schematically the relative size and internal structure of Pluto and Enceladus, both with proposed rocky cores, liquid water oceans, capping hydrate and ice layer. For Enceladus, we also illustrate the subsurface shallow reservoirs of liquid water proposed by [18]. For Pluto, we illustrate the structure with the thermally-insulating layer of CO_2 hydrate, similar to the methane hydrate layer proposed by [19]. As illustrated, in the bottom part of the figure, ice stabilised CO_2 hydrate particles can float in the ocean layer towards the hydrate layer, whereas hydrates without an ice stabilising coat sink towards the rock layer. In both the case of Enceladus and Pluto, we propose that significantly thick CO_2 hydrate deposits may form at the upper ocean surface, impacting the structure, heat and mass transport evolution of the body.

within the icy crust, hydrate particles may be directly ejected from the surface to the E-ring or to fall back onto the surface of the south polar region. Notably, floating particles have sizes of the same order of magnitude as the observed ice particles in the E-ring around Saturn [2]. These could come from composite water ice particles but also from less abundant self-preserving clathrate hydrates decomposed by solar winds into ice particles and gas molecules. Stabilised hydrates trapped in potentially large amounts under or within the icy crust during transport may form deposits that may reactivate under changed conditions and have a delayed participation in the plume activity. As schematically indicated in Fig. 1 our model predicts that nanoscopic to microscopic ice coatings are essential for the CO_2 hydrate particles to be able to float in oceans. We propose that these floating particles could in some ocean worlds lead to thick CO_2 hydrate deposits forming below or in the ice crust, thereby redistributing CO_2 upwards, impacting the structural, thermal and dynamical properties of the bodies. We propose that CO_2 deposits above the Enceladean ocean, particularly those closer to the surface, may be more prone to destabilisation and associated pressure driven mass ejection via plumes and seeps. We also propose that the insulating hydrate layers on Pluto proposed and modelled by [19] will likely not be comprised of pure methane hydrates as suggested, but a mixture of ice-stabilised CO_2 hydrates with additional components involving CH_4 hydrates, mixed CO_2 - CH_4 hydrates, and other hydrates. We expect the general ideas presented here to be relevant for countless exoplanets beyond our Solar System [4, 21].

2 Computational Details

Following an idea presented by [22], according to which intermolecular dispersion forces can be a vital contribution to ice premelting, [14] recently investigated how these forces can also cause ice-cold water to freeze at some interfaces. Our present work considers a system with gas hydrate–ice–water, and we will replace an old model for the dielectric functions for ice-cold water with an improved new one. In order to model the energies involved in ice formation at CO_2 clathrate-water interfaces we require the dielectric functions for ice, water, and CO_2 clathrate structures.

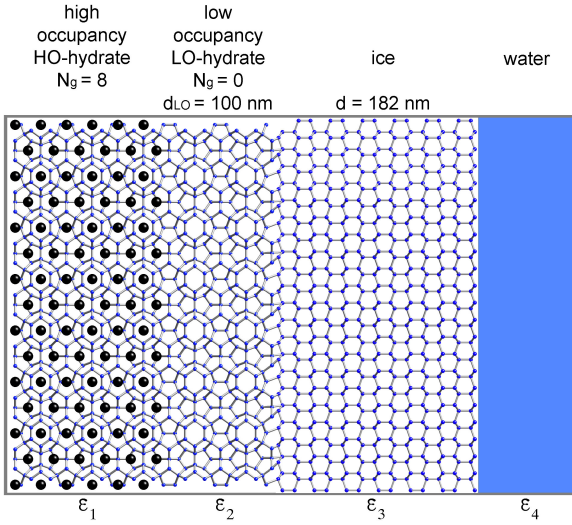


Figure 2: Schematic diagram of the 4-layer CO_2 hydrate system: high-occupancy (HO) gas hydrate ϵ_1 , low-occupancy (LO) hydrate ϵ_2 , pure H_2O ice, ϵ_3 , and pure liquid H_2O , ϵ_4 .

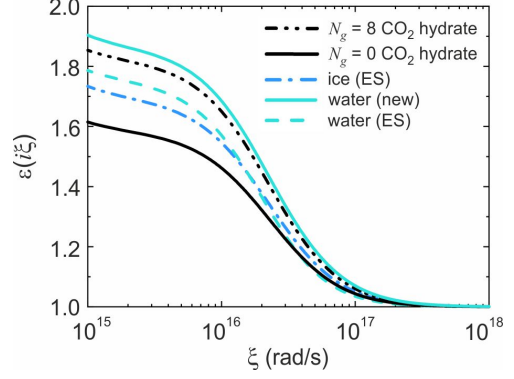


Figure 3: The dielectric functions at $T=273.1\text{ K}$ evaluated at imaginary frequencies for different materials: fully occupied ($N_g = 8$) CO_2 gas hydrate (black dash dot dot line), empty ($N_g = 0$) CO_2 gas hydrate structure (black solid line), ice-cold water [25] (light blue solid line), and ice [22] (blue dash dot line). Here N_g is the number (between 0 and 8) of gas molecules per 46 water molecules, in the gas hydrate structures. The static values $\epsilon(0)$ are 91.5 for ice [22], 87.8 in the model for water [25], 16.6 for empty CO_2 structure ($N_g = 0$), and 25.4 for fully occupied CO_2 structure ($N_g = 8$). For comparison, we also show the older dielectric function for ice-cold water [22] (light blue dash line).

The first material we need to model is the CO_2 gas hydrates. At specific temperatures and pressures, known as quadruple points, clathrate structures can be formed when gas molecules are present in ice-cold water [23]. Modelling of dielectric functions for CO_2 clathrates were presented in a previous work [14]. In this letter, the material modelling is expanded to the full range of different gas molecular occupancy in the clathrate structure. This turns out to be an essential step and we predict here that a (surface) region with low occupancy of gas molecules is essential to obtain agreement with the experimentally observed ice layers discussed above [9, 10].

Secondly, the dielectric model for ice proposed by [22] remains reliable in the frequency range required for calculations of dispersion forces [24]. Thirdly, two new parameterisations [25, 24] for optical properties for water give similar Hamaker constants for ice-water related systems. We show in this work that by replacing the classic model for the dielectric function of ice-cold water [22] with the new model [25] for cold water near the quadruple point of CO_2 clathrates, we obtain substantially better agreement with experiments. The difference between the [22] model for water and the new water models is that the new one relies on optical data from a much wider frequency range than before, and also benefits from improved parameterisation techniques. Especially, the model for cold water presented by [22] has been seen to underestimate the strength of the dielectric function of cold water in optical/UV frequencies, primarily due to unavailability of data at X-ray frequencies above 20 eV. The new model from [25] includes all these new data.

Any realistic theory for self-preservation of gas hydrate must as a critical test be able to accommodate water ice layers of this kind. Within the old model used by [14], only nanosized water ice layers were found on fully occupied CO_2 particles. No ice layers were predicted with lower occupancy of the gas molecules. However, our main result when using the improved water model is that we find a much more realistic micron-sized layer, on low-occupancy, to close-to-half filled, gas hydrates. Such low occupancy regions could occur near the surface due to diffusion of gas molecules. The stability of the system is then controlled by the slow diffusion rate for gas molecules through the ice layer.

The equilibrium ice layer comes from the free energy minimum for the layered structure shown in the schematic Fig. 2. Lattice mismatches often occur at the interfaces between different gas hydrates, between same gas hydrates with different densities, and between water ice and the gas hydrate. Such heterogeneous structures are known to exist in nature, and in fact ice layers on gas hydrates are observed but not fully understood [9, 10, 26]. [26] presented a path to understand this problem using molecular dynamics simulations for a gas hydrate–ice–air system and found that such transition layers are disordered, and can typically be few (commonly 2–3) water layers thick. The disordered interfacial transition layer between ice and gas hydrates when present relieves the pressure of mismatch and aids in understanding nucleation of gas hydrates on ice in the presence of gas. The effective thicknesses for such transitional layers are often

negligible and hence needs not to be explicitly modelled. Hence the transitional layer does not affect our results, other than noting that its existence is critical in any model aiming to explain ice formation on gas hydrates be it either in gas or water.

We present in Fig. 3 the new dielectric function for ice-cold water [25], together with the model for ice from Elbaum and Schick [22, 27]. We also show the dielectric function for CO₂ gas hydrate particles with empty (low occupancy) and fully (high occupancy) occupied structures. In our calculations for ice formation at the interface of a gas hydrate in contact with ice-cold water, we use a specific quadruple point, which for CO₂ hydrate is at $T = 273.1$ K and $p = 12.56$ bar [28]. Away from the quadruple point, additional thermodynamical effects must be considered. The model for the dielectric functions for gas hydrates was outlined by [14]. Ultimately, the equilibrium ice layer thicknesses on CO₂ clathrates will be shown to depend on the gas occupancy, where N_g (between 0 and 8) is the number of gas molecules per 46 water molecules, in the gas hydrate structure ($N_g = 8$ corresponds to fully occupied). The requirement for stable ice layers to form is that the Lifshitz energy for a layered system with gas hydrate–ice–water has short range repulsion that switches over to long range attraction with an energy minimum at a specific ice layer thickness. In general formation of both gas hydrate structures and self-preservation ice layers depend on various additional factors, including the amount of dissolved gases [29, 30].

For premelting of ice surfaces [31], but not ice formation electrostatic energies are important. While electrostatic energies are large near ice–water interfaces they are independent of the ice layer thickness except for atomically thin ice layers and do not contribute to the interaction energy considered in this work [14]. One pathway reported by [9] to synthesise ice coated self-preserved hydrate particles, involves partial degassing of the outer part of a pure gas hydrate in an inert gas atmosphere or in vacuum during warming. Subsequent conversion of the outer emptied clathrate cells can be made to cubic, then hexagonal, ice and eventually annealed to form a continuous ice gas diffusion barrier on the underlying hydrate particle. In this case the source of the water for the ice layer originates from the particle. Formation of self preserved hydrates in salt water was reported by [32]. They confirmed self-preservation up to the melting point of ice in the three component system water–gas–NaCl for salt concentrations below a threshold of 0.5-1.5% NaCl. Self preservation was inhibited at higher salt concentrations, including that of typical present day sea water.

Salt effects in ice systems were recently studied by [33] to model how ice particles below a certain size can be trapped under a water surface. It is well known that ice melting, e.g. in Arctic regions [34], can lead to substantial local reduction of the salt content in sea water. We argue that it is likely that, for example, the water below the ice cap on the moon Enceladus, as well as in the geyser channels that are leading the stream of water, gas, and particles out across the same ice cap, could have a much lower salt concentration compared to the deeper sea water. The limiting salt concentration for ice formation is linked to the lowering of the melting temperature of water ice in contact with salt water [35]. Formation of ice layers in salt water is expected below a salt specific temperature. Some additional effects of salt ions on ice formation will be discussed near the end of this work.

3 Dispersion Free Energies Across the Ice Layer

One kind of energy always contributing is the dispersion energy, modelled for planar multilayered systems by Lifshitz and co-workers [36]. This Lifshitz energy has found an increasing importance in technological applications such as microelectromechanical and nanoelectromechanical components (MEMS and NEMS), as these components gradually become smaller [37, 38]. Dispersion forces are also used by living organisms, such as geckos walking in the ceiling [39]. The Lifshitz dispersion interaction has important implications for astrophysics. Here we suggest that the formation of ice layers induced by dispersion energies influences the influx and composition of icy particles via plumes onto the frozen surface of Enceladus and into the E-ring of Saturn. Furthermore, we propose that large amount of floating ice-coated CO₂ hydrate particles could potentially result in an insulating gas hydrate layer above liquid water reservoirs at the lower edge of the icy surface on Enceladus and other icy Solar System bodies. Activity involving liquid water, with a proposed role for insulating methane/carbon monoxide hydrate layers [19], has been inferred as a possibility to explain varying crater abundances (i.e. different surface ageing) on the icy dwarf planet Pluto [20, 3]. One of the reasons why the CO₂ molecule was discarded as a source for a potential insulating layer on Pluto [19] was that its gas hydrate structure has a density which is too high to float, and rather than accumulate at the lower edge of the surface ice cap, the gas hydrates would sink to the bottom. As we point out in our result section, this could change in the presence of self preservation ice layers.

We consider gas hydrates covered with an ice layer that are sufficiently large to be treated as locally planar. In this model, the surface force acting on the ice–water interface determines how the ice layer grows or melts. The corresponding

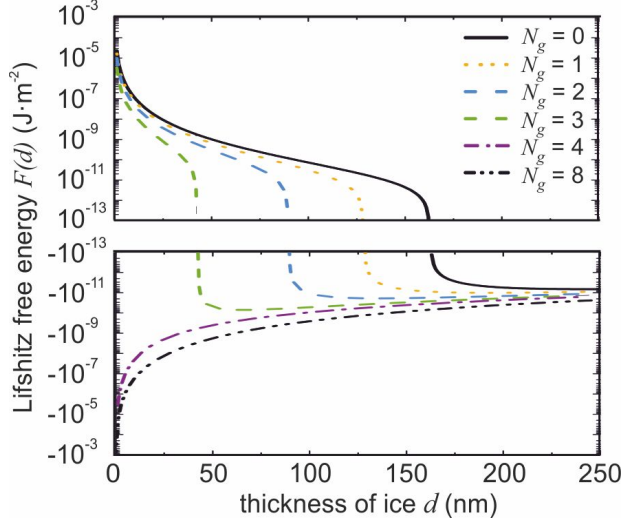


Figure 4: The Lifshitz free energy for water–ice–CO₂ gas hydrates as a function of ice layer thickness using the dielectric function for water from [25] and dielectric function for ice from [22].

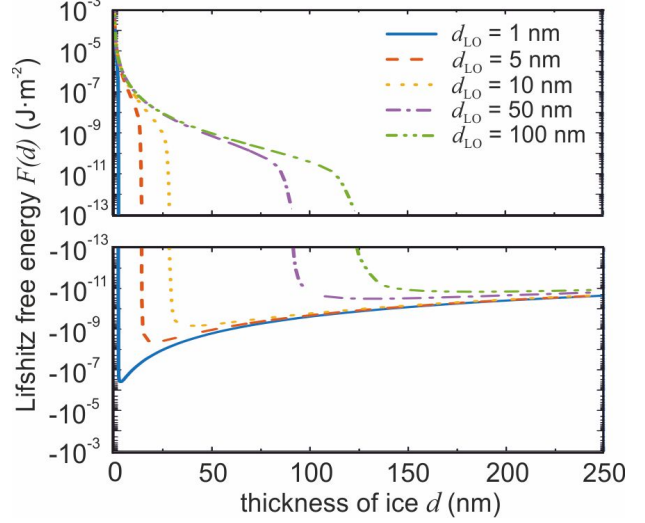


Figure 5: The Lifshitz free energy for water–ice–CO₂ ($N_g = 0$) gas hydrate–CO₂ ($N_g = 8$) gas hydrates as a function of ice layer thickness for different thicknesses (d_{LO}) of the low occupancy shell over the high occupancy core, using the dielectric function for water from [25] and dielectric function for ice from [22].

potential is given by the Lifshitz free energy, whose density per unit area at temperature T reads as [40, 41]

$$F(d) = \frac{k_B T}{2\pi} \sum_{m=0}^{\infty} \int_0^{\infty} dk^{\parallel} k^{\parallel} \sum_{\sigma=TE, TM} \ln[1 - \tilde{r}_{\sigma}^{32} r_{\sigma}^{34} e^{-2\kappa_3^{\perp} d}], \quad (1)$$

where k^{\parallel} is the component of the wave vector $\mathbf{k} = (2\pi/\lambda)\hat{\mathbf{k}}$ parallel to the surface, and $\kappa_i^{\perp} = \sqrt{k^{\parallel 2} + \varepsilon_i \xi_m^2}/c$ (with $i = 1, \dots, 4$ numerating the layer according to Fig. 2, $\xi_m = m 2\pi k_B T/\hbar$ the Matsubara frequencies, the reduced Planck constant \hbar , the Boltzmann constant k_B and the speed of light c) is a real quantity as the imaginary part of the wave vector. The primed sum in the expression above denotes that the first term ($m = 0$) has to be weighted by $1/2$. The photon polarisations are $\sigma = TE$ (transverse electric), and $\sigma = TM$ (transverse magnetic). The multiple reflections between the interfaces lead to [42, 40],

$$\tilde{r}_{\sigma}^{32} = \frac{r_{\sigma}^{32} + r_{\sigma}^{21} e^{-2\kappa_2^{\perp} d_{LO}}}{1 + r_{\sigma}^{32} r_{\sigma}^{21} e^{-2\kappa_2^{\perp} d_{LO}}}. \quad (2)$$

One then needs the expressions for the Fresnel reflection coefficients, r_{σ}^{ij} , by which a photon in medium i is assumed to be reflected from medium j

$$r_{TE}^{ij} = \frac{\kappa_i^{\perp} - \kappa_j^{\perp}}{\kappa_i^{\perp} + \kappa_j^{\perp}}, \quad r_{TM}^{ij} = \frac{\varepsilon_j \kappa_i^{\perp} - \varepsilon_i \kappa_j^{\perp}}{\varepsilon_j \kappa_i^{\perp} + \varepsilon_i \kappa_j^{\perp}}. \quad (3)$$

The free energy (1) describes the action on the interface between the low occupancy hydrate layer (ε_2) with thickness d_{LO} and the ice layer (ε_3) with thickness d , see Fig. 2.

4 Results: Ice Layers and Buoyancy

We begin with the earlier unresolved problem [14], namely that for experimental conditions the ice film thickness needs to be much thicker than the nanosized water ice films that was predicted in the past [14]. This result was in contradiction to the well known experimental result discussed in the literature [9, 10]. Theoretical calculations [14] applied the average experimental occupancy (not fully 100% occupied positions for the gas molecules) together with an older model of the dielectric function of ice-cold water [22]. This led to the problem that ice films were predicted ranging only up to a few nanometres thick for CO₂ hydrate structures with N_g values between 5 and 8. For low occupancy CO₂

d_{LO} (nm)	Ice thickness, d (nm)	
	$N_g = 0$	$N_g = 1$
1	3	3
5	20	16
10	40	32
50	131	108
100	182	149

Table 1: Self-preserving ice layer thickness d for increasing values of low occupancy (LO) surface region thickness d_{LO} with $N_g = 0$ (second column). As comparison we also give one example of partially occupied surface region with $N_g = 1$ (third column). The bulk region is in these examples taken as a fully occupied clathrate structure.

hydrate structures no ice layer was predicted. As noted elsewhere, up to micron-sized self-preservation ice layers have been observed experimentally [9, 10].

The new case considered here depends on a new improved model for water dielectric function [25]. This leads to entirely different predictions for the surface properties of gas hydrates required for self-preserving ice-layers. In Fig. 4 we observe that CO_2 clathrates with as low as 0-38% occupancy (the upper limit corresponds to $N_g = 3$) can have ice layers between 65 nm and 245 nm, corresponding to minima in the Lifshitz free energy. Hence almost micron-sized ice layers can form on the clathrate structures under the strict condition that a sufficient fraction of the gas molecules, at least in the interface region, has escaped into the surrounding liquid water.

Equilibrium ice layer thicknesses on homogeneous CO_2 gas hydrate particles at various gas densities are predicted to be 245, 193, 136, and 65 nm for $N_g = 0, 1, 2,$ and 3 , respectively. There is no ice layer for higher occupancy. A key point to observe is that use of the Elbaum and Schick model for cold water leads to the prediction that only partially full to fully occupied gas hydrate structures at the quadruple point can have thin (< 4 nm) ice layers. In sharp contrast, the new water model requires low occupancy ($< 38\%$) gas hydrate structures in order to have Lifshitz interaction promoting ice formation. Here, a thick ice layer as thick as 245 nm is predicted. This influences self-preserving layers, the presence/absence of ice on CO_2 gas hydrates, and buoyancy of these gas hydrate particles in cold water.

Of course, empty clathrate structures are not stable, at least not in their bulk forms. A system of great interest is therefore a bulk material (with high occupancy of gas molecules) with a finite surface region where depletion of gas molecule has resulted in a low occupancy region. Here, the effect of such layered media influences the ice formation in ice-cold water. As an example we consider first a surface region with empty clathrate structure and a bulk region with fully occupied structure. For thin ice layers the free energy shown in Fig. 5 is not influenced by the bulk region while for very thick ice layers the inner region dominates. The basic theory has been well described in the general multilayered case in the book by [43]. When the low occupancy surface region grows thicker the result eventually approaches that found for homogeneous low occupancy clathrate structures. In Table 1, the ice thickness stabilising the CO_2 gas hydrate is given for a surface region d_{LO} at two fixed gas occupancy values. We take as examples a low occupancy surface region $N_g = 0$ and a partially occupied surface region $N_g = 1$. In both cases, the thicker the surface region, the thicker the self-preserving ice layer. One should notice that already very thin surface depleted regions enable the formation of self-preservation ice layers.

As a direct application, this could have an important influence on the gas cycle on the moon Enceladus. On this moon, giant plumes of erupted gases via active geysers have been observed and the composition has been measured by the Cassini space craft to be dominated by water, various salts, and a large number of volatile gases including CO_2 , CO , N_2 , H_2S and CH_4 [44, 45, 2]. It has been postulated that gas hydrates could be important for the creation of the plumes as well as for the chemical composition of the ice layers beneath and in the interior. The plumes are sprayed out from the outer surface of the moon [46, 47, 18]. [18] suggested that plumes are driven by CO_2 collecting in a subsurface water table below cap ice less than 1 km under the surface, and proposed that bubbles and gas dissolved in ocean water are the source of the CO_2 .

Larger molecules (such as CO_2 and CH_4) form type I clathrate structures, while type II clathrate structures typically host smaller molecules (e.g. O_2 and N_2) [28]. A fully occupied type I CO_2 hydrates has a density greater than water, such that it will sink in water [48, 49, 50, 51]. A layer of water ice can change the effective density and hence the buoyancy of gas hydrate particles [14, 33]. It was recently shown that geometry effects are small for concentric sphere ice systems when the size of the core is thick enough relative to the thickness of a coating layer [52]. This encouraged [14] to take d as the approximate thickness of each ice film at planar water- CO_2 gas hydrate interfaces with different gas molecular occupancy. Such a theory is expanded below to account for different occupancy (and mass density) in bulk and surface regions for the gas hydrate particle.

N_g	$n_M (10^{-4} \text{Å}^{-3})$	$\rho_O (\text{g/cm}^3)$
0 (empty=LO)	0	0.80
1	5.78	0.84
2	11.55	0.88
3	17.33	0.92
4	23.10	0.96
5	28.88	1.01
6	34.65	1.05
7	40.43	1.09
8 (full=HO)	46.20	1.13

Table 2: The CO_2 gas hydrates have number densities for water (n_{wh}) and gas (n_M) molecules at $T = 273.1$ K with water density in the structure $n_{\text{wh}} = 2.65 \times 10^{-2} \text{Å}^{-3}$. The values given are for N_g which is the number of gas molecules per 46 water molecules in the gas hydrate structure. We provide the different gas hydrate mass densities (ρ_O) for evaluation of effective densities and buoyancies in water. For instance empty, low occupancy (LO), gas hydrate has a density of 0.80g/cm^3 . HO = high occupancy (fully occupied).

The average density (ρ_{av}) of an ice coated gas hydrate particle (approximated as a sphere with a low occupancy surface region) is

$$\rho_h = \frac{\rho_{\text{HO}} r_c^3 + \rho_{\text{LO}} [r_h^3 - r_c^3]}{r_h^3}, \quad (4)$$

$$\rho_{\text{av}} = \frac{\rho_h r_h^3 + \rho_i [(r_h + d)^3 - r_h^3]}{(r_h + d)^3}, \quad (5)$$

where ρ_h is the average mass density of the layered gas hydrate comprising a high occupancy (HO) core with radius $r_c = r_h - d_{\text{LO}}$ and a low occupancy (LO) surface region with average thickness d_{LO} . Similarly, the average mass density of mixed particle comprising an average of the gas hydrate interior (ρ_h) and a shell of water ice. The mass density of water in pure ice is $\rho_i = 0.9167 \text{g/cm}^3$, [53] giving the number density of water molecules in pure ice as $n_i = 3.06 \times 10^{-2} \text{Å}^{-3}$. The gas hydrate corresponds to water molecules and gas molecules in a specific structure with densities given in Table 2.

We exploit in Fig. 6 the equilibrium distances for Lifshitz free energies evaluated above for each combination of surface region thickness and ice layer thickness in the specific example of a fully occupied CO_2 clathrate structure coated with an empty ($N_g = 0$) clathrate structure. The 0.01 - $0.2 \mu\text{m}$ thick ice-layer on homogeneous type I CO_2 hydrate particles that we found above using the new water model suggests that micron-sized instead of nanometre-sized [14] particles may float in the ocean under the ice cap on Enceladus. However, both the density of the ice free gas hydrate particle and the additional equilibrium thickness d of the ice layer depend on the internal structure of the gas hydrate particle. Depending on the surface structure of the clathrate particle, the transition from sinking to floating driven by buoyancy is predicted to occur for typical particle sizes ranging from 0.02 to $2 \mu\text{m}$. The critical composition of such particles corresponds to mass fraction of high-occupancy hydrate (in the core of the particle) of around 50% (see Fig. 7). This number can be used to provide estimates for how the thickness of an insulating hydrate layer is related to the available amount of CO_2 in each specific ocean world. [19] proposed that floating gas hydrates could prevent Pluto's ocean from freezing over geological time by forming a thermally insulating, non-convective layer atop the ocean. They hypothesised that CO_2 hydrates would sink on Pluto, not accounting for a stabilising ice layer, and therefore they invoked methane hydrates as the insulating hydrate, being naturally buoyant. We estimate the same layer thickness (10 km on Pluto) as proposed by [19] but built from pure CO_2 hydrates stabilised by an ice layer with a composition having an upper limit of 50% pure CO_2 hydrate. This requires around 1% of the estimated total amount of CO_2 available on Pluto, estimated from $\text{H}_2\text{O}:\text{CO}_2$ ratios in the solar Nebula [54, 55] to be bound within the layer. Such a layer on Pluto would be around 50% less insulating than a pure hydrate due to the mixing with water ice. It would also likely be substantially less viscous than a pure hydrate layer given that the water ice would be the continuous phase, at least initially. Nonetheless, taking into account stabilisation of mixed CO_2 -methane floating hydrates may have important implications for the long term stability of liquid layer on ocean worlds in our Solar System and beyond.

Next, we will give an estimate of the upper limit of thickness of a corresponding hydrate layer on Enceladus. If we consider that all of the CO_2 emitted from the plumes of Enceladus were sourced from a CO_2 hydrate layer on Enceladus, then the integrated thickness over time can be calculated to 1-25 km. In other words, 1-25 km of CO_2 hydrate would have decomposed and been emitted from the surface via plumes. This is based on a rate of plume emission of 100-350 kg/s [56] and a mass fraction of CO_2 in the plume of 0.1-0.8% [57] calculated over 4.6 billion years. If we instead calculate if all CO_2 formed a global hydrate layer, the thickness of CO_2 hydrate layer before

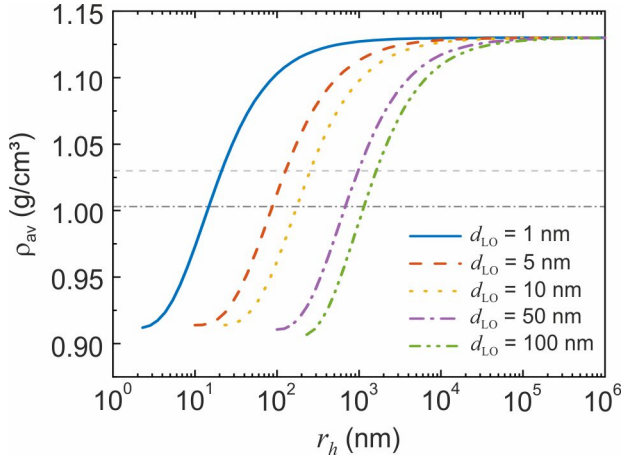


Figure 6: Effective density of particles as a function of gas hydrate radius r_h for different thicknesses d_{LO} of the outer low-occupancy layer. The corresponding ice thickness for each case is reported in Table 1. For comparison we also include as dashed and dash-dotted lines assumed densities for the ocean water on Enceladus: [51] estimated it around 1.003 g/cm^3 , while [46] estimated it around 1.03 g/cm^3 . The crossings between the two water density lines and the curves with particle effective densities are our order of magnitude conclusions for buoyancy driven particle size float-to-sink transitions.

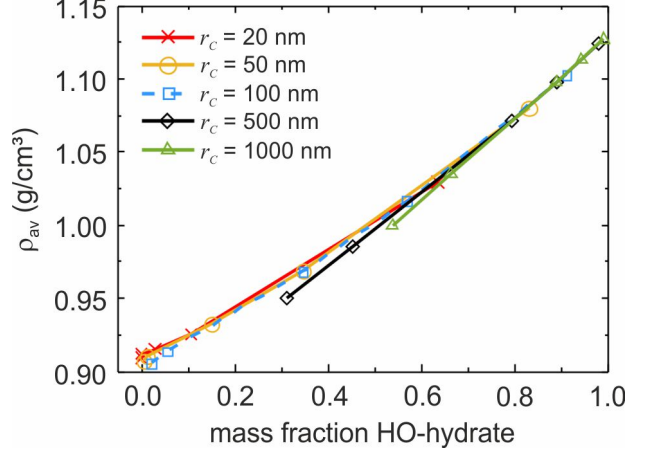


Figure 7: Graph of particle density as a function of high-occupancy-hydrate content in each particle. The five lines correspond to five different high-occupancy-core radii, $r_c = r_h - d_{LO} = 20, 50, 100, 500$ and 1000 nm , with each point in each respective line representing the five scenarios of differing low-occupancy-hydrate thickness given in columns 1 and 2 of Table 1. As can be read directly from the graph, the approximate critical high-occupancy-hydrate mass fraction in particles correspond, in every case, to a critical floating/sinking value of 0.5, below which particles float. We use this as the upper estimate for the high-occupancy-hydrate composition of particles that are able to float in an ocean of density $\rho = 1.0 \text{ g/cm}^3$.

emission would range from 80 km (taking the CO_2/water ratio to be cometary [58, 55]) to 160 km (taking the CO_2/water ratio of the to be that of the solar nebula [54, 55]). Clearly given these assumptions, only a small fraction of the total available CO_2 would be required to form significantly thick deposits on Enceladus, or other ocean worlds with similar mass ratios of water: CO_2 and where other sinks of CO_2 , such as carbonation at the ocean/rock interface occur. These are obviously upper limit estimates for the thickness of a gas hydrate layer on Enceladus and does not account for an insulating layer in flux, constantly growing and decreasing by adsorption of gas hydrates and emission of gas hydrates and gas molecules. The important point is that a reasonably thick layer of stabilised hydrate may have formed during Enceladus' lifetime. Such a hydrate layer would have implications for the thermal insulation on the Enceladean ocean via impacting conductive and convective heat transport.

Empty hydrates are generally considered unstable, although these have been isolated under particular laboratory conditions [59, 60], while partially empty hydrates are well known. At the molecular scale, the low-occupancy hydrate layer is therefore considered more likely to be thinner, with structural stabilisation coming from hydrogen bonding with the inner high-occupancy particle core and the outer ice coating. This would tend to favour large populations of buoyant, ice-coated nanometric hydrate particles at the lower end of the distribution, i.e., 20 nm, whose particle number would be 10^6 times higher compared to 2 micron particles at the higher end of the distribution, assuming the same number of nuclei. Further, at a critical density for buoyancy of $1.003\text{-}1.03 \text{ g/cm}^3$ depending on the ocean density, the 20 nm fraction will have a specific surface area of around $150 \text{ m}^2/\text{g}$ compared with just $1.5 \text{ m}^2/\text{g}$ for 2 micron particles, and at just 0.1% volume fraction in the sea water, the particle number will be $3 \times 10^{19} \text{ m}^{-3}$. Such particles could enter the plume feed via a sea-spray mechanism [61]. In doing so, these would present a large specific surface area that could act as nucleation sites for ice and salt crystallisation from the liquid phase of the spray droplets and be trapped in the cores of particles ejected to the E-ring or deposited back on the surface of Enceladus [61].

5 Discussion

Our model for anomalous stabilisation of CO_2 gas hydrates via Lifshitz free energy thermodynamical minima may not be directly transferable to the situation for hydrates in the ocean of Enceladus due to differences in temperature influenced by salinity and under varying pressures at different depths [62]. Notably, one important effect of salt is to

change the freezing point depression of water [35, 62]. We stress that the freezing point for water decreases weakly with added salt. While temperatures are very low at the surface of Enceladus the presence of liquid water under the ice cap, notably at an estimated 0.05-0.2 M NaCl concentration and basic pH [63, 64, 45, 61, 65], indicates ocean water with a temperature close to 273 K [62]. The estimated water temperature in the ocean on Enceladus is in fact remarkably close to the quadruple point temperature that we use in the present work. [63, 64, 45, 61] (see also [2]) used the results from a cosmic dust analyser (CDA) to account for three distinct types of ice particles in the plume. The first with almost pure water ice, the second also carried organic compounds, and the third rich in salt. There were also nanoparticles rich in silicon supposed to originate as inclusions in the second and third ice type. One of the most reliable measurements reported by [57] suggests a true composition (in contrast to impact-modified composition) with abundant presence of H₂O, H₂, and CO₂. There has also been reported CH₄, NH₃ and other gases present in measurements [57]. Comparison between the results from CDA and laboratory experiments further enabled [63, 64, 45, 61] to put limits to the concentrations of different salt species in the ocean on Enceladus.

The freezing point depression is weak at salt concentration levels predicted for the ice-capped ocean on Enceladus. This is important since it suggests that our theoretical model for self-preservation can be relevant also in the presence of salt but at slightly lower temperatures. The added salt ions have at these concentrations only small effects on the dielectric function of water so to an approximation the ice layer thickness would not be dramatically affected by changes in optical properties of the materials. This is also the case for oceans on Earth. Similarly, effects from different NaCl salt concentrations on the melting temperature of CO₂ clathrates were explored by [66]. Improvements of our theory to temperatures away from the quadruple point of the gas hydrate structure can be considered by expanding the recent work from [41] (see also references therein), while relevant salt effects on ice-water interfaces were discussed by [33]. Even so, trends are here estimated to be similar in the ocean on Enceladus especially in subsurface water reservoirs just below the water ice cap (where melted water from the ice cap potentially could reduce the salinity). In addition, low salt conditions are expected to occur when the water dominated liquid plume mixture passes through holes in the water ice cap coating the ocean. The surface of Enceladus is almost entirely made of pure water ice except near its south pole, in the region of the geysers, especially the region called the “tiger stripes”, where there are some light organics, CO₂, and amorphous and crystalline water ice [67]. It seems very likely [2] that the origin of the CO₂ abundance in this area is linked to the geysers and therefore directly related to the ocean composition.

It is known that the observed blue colour of the Saturn E-ring, in contrast to the red colour of Jupiter’s dusty rings or Saturn’s G-ring [68, 69], suggests water ice particles in the ring having average size of the order of 1 μm [70, 71, 2, 72]. Measurements by the Cassini spacecraft, within the Cassini-Huygens mission [2, 71], confirmed the size range for particles. They also showed that CO₂, next after water, is one of the most common species in the plume near the south pole of Enceladus [2]. CO₂ gas hydrate particles of different sizes ranging from nanosized to micron-sized can be ejected [18] together with much more abundant water ice particles via plumes onto the surface and partially also into outer space providing material for the E-ring around Saturn.

Our model suggests an alternative mechanism for the source of the CO₂ collecting in the subsurface lakes postulated by [18]. They considered bubbles and CO₂ gas dissolved in water as the source of the CO₂ pocket driving the plumes. Our model suggests that buoyant, ice stabilised CO₂ hydrates may be able to reach the water reservoir below the cap ice and above the water table. Some fraction of these hydrates could then destabilise, for instance through collisions breaking the thinner, stabilising ice layers, or by subsequent infiltration of warmer water from hot spots [73, 74, 46]. Such destabilised hydrates could feed either the CO₂ seeps further from the plumes forming CO₂ frost patches, or drive plume activity through pressurisation under the ice cap, resulting in CO₂ and/or CO₂ hydrate particles being ballistically vented to fall back to the surface or to escape into the E-ring. The amount of CO₂ gas in bubbles or dissolved in water is relatively low in contrast to the relatively high amount in CO₂ gas hydrates [51], thus stabilised hydrates could act as a richer source of CO₂ than dissolved gases in the up-welling ocean water.

When the pressures and temperatures of the local environment on Enceladus change at different depths in the ocean, one would expect that it could lead to leakage of gas molecules via diffusion in the interfacial region of each particle. Particles with sizes up to around a few micrometers with a bulk region built by high occupancy type I CO₂ gas hydrates and a substantial interfacial region with low occupancy can have a thin film of water-ice. For such systems, arguments can be made that large particles dominated by bulk regions may sink, while other particles, where the surface region is thick enough to generate a self-preserving water-ice layer, have the potential to float. With positive buoyancy, these particles could, over geologically long time periods, lead to substantial CO₂ hydrate deposits at the top of the ocean or in the overlying ice crust. From our model, we consequently predict that the fraction of particles that sink through the ocean gradually diminishes through a feedback mechanism. As CO₂ is removed from the ocean by deposition as stabilised hydrates above the ocean, the sinking fraction decomposes near the hot rocky core and, if it does not react with the rocky core material, can be fed back to the ocean to form a new population comprising both sinking and floating hydrates. This cycling could continue until the sinking population becomes depleted through the source being removed to the deposits above the ocean or within the icy crust.

We have discussed that near-surface deposits in the crust could lead to CO₂ and or hydrate emissions to the surface through seeps or to the surface or E-ring via plumes. As for CO₂ deposits at the top of the ocean, these may accumulate to thick sequences over geological time measured in billions of years. Such layers have been postulated as effective insulators on Pluto as a way to explain why Pluto’s ocean has not frozen [19]. Buoyant hydrates including ice stabilised CO₂ hydrates discussed here may form thick sequences of thermally insulating, high viscosity strata that can limit heat flow to the surface and may be a general phenomena in the hydrosphere of ocean worlds through the proposed stabilisation mechanism.

By floating to the top of the ocean surface, ice-coated CO₂ hydrates can form deposits underneath or within the icy crusts of ocean worlds. Reasonably thick deposits of stabilised hydrates may have formed during the lifetime of Enceladus and Pluto, and in the case of the less tidally disrupted Pluto, these may have formed a continuous global insulator, albeit less thermally insulating than a layer made of pure hydrate. On Enceladus these deposits would be expected to be subject to tectonic and thermal destabilisation. Nonetheless taking into account stabilisation of mixed CO₂-methane floating hydrates may have important implications for the long term evolution and dynamics of ocean worlds in our Solar System and beyond

6 Conclusions

1. Using the most reliable, experimentally derived dielectric properties of ice and water, we obtain theoretical results that predict relatively thick, molecular scale ice coats on partially degassed hydrates in ice-cold water pointing to a previously unconsidered mechanism for gas hydrate self-preservation and buoyancy.
2. We predict that nano- to micron-sized ice coated type I CO₂ clathrates can float in the water columns of ocean worlds, forming regional or global deposits on top of these oceans, underneath or within the ice layers.
3. CO₂ rich hydrate layers may grow to significant thickness over millions to billions of years. When such layers are global they could provide thermal insulation against freezing of that respective world’s ocean, or if local or regional could destabilise to drive and feed ejecta plumes as seen on Enceladus.
4. The proposed model presented here for floating CO₂ hydrates is expected to be applicable to the liquid water columns of other ocean worlds within our Solar System, from Europa to Triton and to a significant fraction of the rapidly increasing list of extra solar planetary bodies and their yet to be discovered moons.

D. F. Parsons acknowledges the grant of resources from the National computational Infrastructure (NCI), which is supported by the Australian Government. We gratefully acknowledge support from the German Research council (grant BU 1803/6-1, S.Y.B. and J.F., BU 1803/3-1, S.Y.B.). Last, we would especially like to thank Juan Luengo Márquez and Dr. Luis G. MacDowell who informed us that they have independently prepared parameterisations for dielectric functions [24] that agree to a good approximation with both the new model for cold water [25] and the model for ice from [22].

References

- [1] Olivier Mosis, Eric Chassefiere, Nils G. Holm, Alexis Bouquet, Jack Hunter Waite, Wolf Dietrich Geppert, Sylvain Picaud, Yuri Aikawa, Mohamad Ali-Dib, Jean-Luc Charlou, and Philippe Rousselot. Methane clathrates in the solar system. *Astrobiology*, 15(4):308–326, 2015.
- [2] P. M. Schenk, R. N. Clark, C. J. A. Howett, A. J. Verbiscer, and J. H. Waite, editors. *Enceladus and the Icy Moons of Saturn*. The University of Arizona Press, Tucson, 2018.
- [3] F. Nimmo and R. T. Pappalardo. Ocean worlds in the outer solar system. *Journal of Geophysical Research: Planets*, 121:1378–1399, 2016.
- [4] A. Levi, D. Sasselov, and M. Podolak. The Abundance of Atmospheric CO₂ in Ocean Exoplanets: a Novel CO₂ Deposition Mechanism. *The Astrophysical Journal*, 838(24):1–45, 2017.
- [5] N Khawaja, F Postberg, J Hillier, F Klenner, S Kempf, L Nölle, R Reviol, Z Zou, and R Srama. Low-mass nitrogen-, oxygen-bearing, and aromatic compounds in Enceladean ice grains. *Monthly Notices of the Royal Astronomical Society*, 489(4):5231–5243, 10 2019.
- [6] D. Harsono, M. V. Persson, A. Ramos, N. M. Murillo, L. T. Maud, M. R. Hogerheijde, A. D. Bosman, L. E. Kristensen, J. K. Jørgensen, E. A. Bergin, R. Visser, J. C. Mottram, and E. F. van Dishoeck. Missing water in class i protostellar disks. *Astronomy and Astrophysics*, 636:A26, 2020.
- [7] S. Fonti and G. A. Marzo. Mapping the methane on Mars. *Astronomy and Astrophysics*, 512(A51):1–6, 2010.

- [8] Ngoc N. Nguyen, Mirza Galib, and Anh V. Nguyen. Critical review on gas hydrate formation at solid surfaces and in confined spaces—why and how does interfacial regime matter? *Energy & Fuels*, 34(6):6751–6760, 2020.
- [9] Satoshi Takeya and John A. Ripmeester. Dissociation behavior of clathrate hydrates to ice and dependence on guest molecules. *Angewandte Chemie International Edition*, 47(7):1276–1279, 2008.
- [10] Andrzej Falenty and Werner F. Kuhs. “self-preservation” of co₂ gas hydrates—surface microstructure and ice perfection. *The Journal of Physical Chemistry B*, 113(49):15975–15988, 2009.
- [11] Natalia Shakhova, Igor Semiletov, Orjan Gustafsson, Valentin Sergienko, Leopold Lobkovsky, Oleg Dudarev, Vladimir Tumskey, Michael Grigoriev, Alexey Mazurov, Anatoly Salyuk, Roman Ananiev, Andrey Koshurnikov, Denis Kosmach, Alexander Charkin, Nicolay Dmitrevsky, Victor Karnaukh, Alexey Gunar, Alexander Meluzov, and Denis Chernykh. Current rates and mechanisms of subsea permafrost degradation in the east siberian arctic shelf. *Nature Communications*, 8:15872, 2017.
- [12] E. Chuvilin, B. Bukhanov, D. Davletshina, S. Grebenkin, and V. Istomin. Dissociation and self-preservation of gas hydrates in permafrost. *Geosciences*, 8:431, 2018.
- [13] N. Shakhova, I. Semiletov, and E Chuvilin. Understanding the permafrost–hydrate system and associated methane releases in the east siberian arctic shelf. *Geosciences*, 9:251, 2019.
- [14] Mathias Boström, Robert W. Corkery, Eduardo R. A. Lima, Oleksandr I. Malyi, Stefan Y. Buhmann, Clas Persson, Iver Brevik, Drew F. Parsons, and Johannes Fiedler. Dispersion forces stabilize ice coatings at certain gas hydrate interfaces that prevent water wetting. *ACS Earth and Space Chemistry*, 3(6):1014–1022, 2019.
- [15] Nariman Mahabadi, Xianglei Zheng, and Jaewon Jang. The effect of hydrate saturation on water retention curves in hydrate-bearing sediments. *Geophysical Research Letters*, 43(9):4279–4287, 2016.
- [16] Tae-Hyuk Kwon, Gye-Chun Cho, and J. Carlos Santamarina. Gas hydrate dissociation in sediments: Pressure-temperature evolution. *Geochemistry, Geophysics, Geosystems*, 9(3):Q03019, 2008.
- [17] M. D. Max, editor. *Natural Gas Hydrate in Oceanic and Permafrost Environments*. Kluwer Academic Publishers, Washington DC, USA, 2003.
- [18] D. L. Matson, A. G. Davies, T. V. Johnson, J-P. Coimbe, T. B. McCord, J. Radebaugh, and S. Singh. Enceladus’ near-surface CO₂ gas pockets and surface frost deposits. *Icarus*, 302:18–26, 2018.
- [19] Shunichi Kamata, Francis Nimmo, Yasuhito Sekine, Kiyoshi Kuramoto, Naoki Noguchi, Jun Kimura, and Atsushi Tani. Pluto’s ocean is capped and insulated by gas hydrates. *Nature Geoscience*, 12(6):407–410, jun 2019.
- [20] S. A. Stern, F. Bagenal, K. Ennico, G. R. Gladstone, W. M. Grundy, W. B. McKinnon, J. M. Moore, C. B. Olkin, J. R. Spencer, H. A. Weaver, L. A. Young, T. Andert, J. Andrews, M. Banks, B. Bauer, J. Bauman, O. S. Barnouin, P. Bedini, K. Beisser, R. A. Beyer, S. Bhaskaran, R. P. Binzel, E. Birath, M. Bird, D. J. Bogan, A. Bowman, V. J. Bray, M. Brozovic, C. Bryan, M. R. Buckley, M. W. Buie, B. J. Buratti, S. S. Bushman, A. Calloway, B. Carcich, A. F. Cheng, S. Conard, C. A. Conrad, J. C. Cook, D. P. Cruikshank, O. S. Custodio, C. M. Dalle Ore, C. Deboy, Z. J. B. Dischner, P. Dumont, A. M. Earle, H. A. Elliott, J. Ercol, C. M. Ernst, T. Finley, S. H. Flanigan, G. Fountain, M. J. Freeze, T. Greathouse, J. L. Green, Y. Guo, M. Hahn, D. P. Hamilton, S. A. Hamilton, J. Hanley, A. Harch, H. M. Hart, C. B. Hersman, A. Hill, M. E. Hill, D. P. Hinson, M. E. Holdridge, M. Horanyi, A. D. Howard, C. J. A. Howett, C. Jackman, R. A. Jacobson, D. E. Jennings, J. A. Kammer, H. K. Kang, D. E. Kaufmann, P. Kollmann, S. M. Krimigis, D. Kusnierkiewicz, T. R. Lauer, J. E. Lee, K. L. Lindstrom, I. R. Linscott, C. M. Lisse, A. W. Lunsford, V. A. Mallder, N. Martin, D. J. McComas, R. L. McNutt, D. Mehoke, T. Mehoke, E. D. Melin, M. Mutchler, D. Nelson, F. Nimmo, J. I. Nunez, A. Ocampo, W. M. Owen, M. Paetzold, B. Page, A. H. Parker, J. W. Parker, F. Pelletier, J. Peterson, N. Pinkine, M. Piquette, S. B. Porter, S. Protopapa, J. Redfern, H. J. Reitsema, D. C. Reuter, J. H. Roberts, S. J. Robbins, G. Rogers, D. Rose, K. Runyon, K. D. Retherford, M. G. Ryschkewitsch, P. Schenk, E. Schindhelm, B. Sepan, M. R. Showalter, K. N. Singer, M. Soluri, D. Stanbridge, A. J. Steffl, D. F. Strobel, T. Stryk, M. E. Summers, J. R. Szalay, M. Tapley, A. Taylor, H. Taylor, H. B. Throop, C. C. C. Tsang, G. L. Tyler, O. M. Umurhan, A. J. Verbiscer, M. H. Versteeg, M. Vincent, R. Webbert, S. Weidner, G. E. Weigle, O. L. White, K. Whittenburg, B. G. Williams, K. Williams, S. Williams, W. W. Woods, A. M. Zangari, and E. Zirnstein. The pluto system: Initial results from its exploration by new horizons. *Science*, 350(6258), 2015.
- [21] S. R. Taylor. On the difficulties of making Earth-like planets. *Meteorites & Planetary Science*, 34:317–329, 1999.
- [22] Michael Elbaum and M. Schick. Application of the theory of dispersion forces to the surface melting of ice. *Phys. Rev. Lett.*, 66:1713–1716, Apr 1991.
- [23] Gerald R. Dickens and Mary S. Quinby-Hunt. Methane hydrate stability in seawater. *Geophysical Research Letters*, 21(19):2115–2118, 1994.
- [24] Juan Luengo Márquez. Fuerzas de van der Waals en la superficie del hielo. Degree Thesis, Universidad Complutense de Madrid, 2019.

- [25] Johannes Fiedler, Mathias Boström, Clas Persson, Iver H. Brevik, Robert William Corkery, Stefan Yoshi Buhmann, and Drew Francis Parsons. Full-spectrum high resolution modeling of the dielectric function of water. *The Journal of Physical Chemistry B*, 124(15):3103–3113, 2020.
- [26] Andrew H. Nguyen, Matthew A. Koc, Tricia D. Shepherd, and Valeria Molinero. Structure of the ice–clathrate interface. *The Journal of Physical Chemistry C*, 119(8):4104–4117, 2015.
- [27] J. Daniels. Bestimmung der optischen Konstanten von Eis aus Energie - Verlustmessungen von schnellen Elektronen. *Optics Communications*, 3(4):240 – 243, 1971.
- [28] E. Sloan Jr. and C. Koh. *Clathrate Hydrates of Natural Gases*. CRC Press, Boca Raton, 2007.
- [29] Barry W. Ninham, Richard M. Pashley, and Pierandrea Lo Nostro. Surface forces: Changing concepts and complexity with dissolved gas, bubbles, salt and heat. *Current Opinion in Colloid & Interface Science*, 27:25 – 32, 2017.
- [30] Mehdi Azadi, Anh V. Nguyen, and Gleb E. Yakubov. The effect of dissolved gases on the short-range attractive force between hydrophobic surfaces in the absence of nanobubble bridging. *Langmuir*, 36(34):9987–9992, 2020.
- [31] J. S. Wettlaufer. Impurity Effects in the Premelting of Ice. *Physical Review Letter*, 82:2516–2519, Mar 1999.
- [32] P. S. R. Prasad and B. S. Kiran. Self-preservation and stability of methane hydrates in the presence of nacl. *Scientific Reports*, 9:5860, 2019.
- [33] P. Thiyam, J. Fiedler, S. Y. Buhmann, C. Persson, I. Brevik, M. Boström, and D. F. Parsons. Ice Particles Sink below the Water Surface Due to a Balance of Salt, van der Waals, and Buoyancy Forces. *The Journal of Physical Chemistry C*, 122(27):15311–15317, 2018.
- [34] Thomas W. K. Armitage, Georgy E. Manucharyan, Alek A. Petty, Ron Kwok, and Andrew F. Thompson. Enhanced eddy activity in the beaufort gyre in response to sea ice loss. *Nature Communications*, 11:761, 2020.
- [35] D. L. Hall, S. M. Sterner, and J. R. Bodnar. Freezing point depression of nacl-kcl-h₂o solutions. *Economic Geology*, 83:197–202, 1988.
- [36] I.E. Dzyaloshinskii, E.M. Lifshitz, and L.P. Pitaevskii. The general theory of van der Waals forces. *Advances in Physics*, 10(38):165–209, 1961.
- [37] Frank W DelRio, Maarten P de Boer, James A Knapp, E David Reedy, Peggy J Clews, and Martin L Dunn. The role of van der Waals forces in adhesion of micromachined surfaces. *Nature Materials*, 4(8):629–634, 2005.
- [38] Alexander Stange, Matthias Imboden, Josh Javor, Lawrence K Barrett, and David J Bishop. Building a Casimir metrology platform with a commercial MEMS sensor. *Microsystems & Nanoengineering*, 5(1):14, dec 2019.
- [39] Kellar Autumn, Yiching A Liang, S Tonia Hsieh, Wolfgang Zesch, Wai Pang Chan, Thomas W Kenny, Ronald Fearing, and Robert J Full. Adhesive force of a single gecko foot-hair. *Nature*, 405(6787):681–685, 2000.
- [40] Simen A Ellingsen. Casimir attraction in multilayered plane parallel magnetodielectric systems. *Journal of Physics A: Mathematical and Theoretical*, 40(9):1951–1961, feb 2007.
- [41] V. Estes, S. Carretero-Palacios, L. G. MacDowell, Johannes Fiedler, D. F. Parsons, F. Spallek, H. Míguez, C. Persson, Stefan Yoshi Buhmann, I. Brevik, and M. Boström. Premelting of ice adsorbed on a rock surface. *Phys. Chem. Chem. Phys.*, 22:11362–11373, 2020.
- [42] S. Y. Buhmann. *Dispersion Forces I: Macroscopic quantum electrodynamics and ground-state Casimir, Casimir-Polder and van der Waals forces*. Springer, Heidelberg, 2012.
- [43] V. A. Parsegian. *Van der Waals forces: A handbook for biologists, chemists, engineers, and physicists*. Cambridge University Press, New York, 2006.
- [44] J. H. Waite, M. R. Combi, W. H. Ip, T. E. Cravens, R. L. McNutt, W. Kasprzak, R. Yelle, J. Luhmann, H. Niemann, D. Gell, B. Magee, G. Fletcher, G. Lunine, and W. L Tseng. Cassini ion and neutral mass spectrometer: Enceladus plume composition and structure. *Science*, 311(5766):1419–1422, 2006.
- [45] F. Postberg, J. Schmidt, Hillier J., S. Kempf, and R. Srama. A salt-water reservoir as the source of a compositionally stratified plume on Enceladus. *Nature*, 474(7353):620–622, 2011.
- [46] Alexis. Bouquet, Olivier Mousis, J. Hunter Waite, and Sylvain Picaud. Possible evidence for a methane source in Enceladus’ ocean. *Geophysical Research Letters*, 42:1334–1339, 2015.
- [47] D. L. Matson, J. C. Castillo-Rogez, A. G. Davies, and T. V. Johnson. Enceladus: A hypothesis for bringing both heat and chemicals to the surface. *Icarus*, 221(1):53–62, 2012.
- [48] C. P. McKay, K. P. Hand, P. T. Doran, D. T. Andersen, and J. C. Priscu. Clathrate formation and the fate of noble and biologically useful gases in lake vostok, antarctica. *Geophysical Research Letters*, 30(13):35–1–35–4, 2003.

- [49] O. Prieto-Ballesteros, J. S. Kargel, M. Fernandez-Sampedro, F. Selsis, E. S. Martinez, and D. L. Hogenboom. Evaluation of the possible presence of clathrate hydrates in europas icy shell or seafloor. *Icarus*, 177:491–505, 2005.
- [50] Olivier Mousis, Azzedine Lakhli, Sylvain Picaud, Matthew Pasek, and Eric Chassefiere. On the abundances of noble and biologically relevant gases in lake vostok, antarctica. *Astrobiology*, 13(4):380–390, 2013.
- [51] E. Safi, S. P. Thompson, A. Evans, S. J. Day, C. A. Murray, J. E. Parker, A. R. Baker, Oliveira J. M., and J. Th. van Loon. Properties of CO₂ clathrate hydrates formed in the presence of MgSO₄ solutions with implications for icy moons. *Astronomy and Astrophysics*, 600(A88):1–9, 2017.
- [52] Prachi Parashar, K. V. Shajesh, Kimball A. Milton, Drew F. Parsons, Iver Brevik, and Mathias Boström. Role of zero point energy in promoting ice formation in a spherical drop of water. *Physical Review Research*, 1:033210, Dec 2019.
- [53] D. R. Lide, editor. *CRC Handbook of Chemistry and Physics (86th ed.)*. CRC Press, Boca Raton (FL), 2005.
- [54] Olivier Mousis, Jonathan I. Lunine, Caroline Thomas, Matthew Pasek, Ulysse Marboeuf, Yann Alibert, Vincent Baleneger, Daniel Cordier, Yves Ellinger, Françoise Pauzat, and Sylvain Picaud. CLATHRATION OF VOLATILES IN THE SOLAR NEBULA AND IMPLICATIONS FOR THE ORIGIN OF TITAN'S ATMOSPHERE. *The Astrophysical Journal*, 691(2):1780–1786, feb 2009.
- [55] Christian Eistrup, Catherine Walsh, and Ewine F. van Dishoeck. Cometary compositions compared with protoplanetary disk midplane chemical evolution. An emerging chemical evolution taxonomy for comets. *Astronomy and Astrophysics*, 629:A84, September 2019.
- [56] F. Postberg, R.N. Clark, C.J. Hansen, A.J. Coates, C.M. Dalle Ore, F. Scipioni, M.M. Hedman, and J.H. Waite. *Plume and Surface Composition of Enceladus*, pages 129–162. In Schenk et al. [2], 2018.
- [57] J. Hunter Waite, Christopher R. Glein, Rebecca S. Perryman, Ben D. Teolis, Brian A. Magee, Greg Miller, Jacob Grimes, Mark E. Perry, Kelly E. Miller, Alexis Bouquet, Jonathan I. Lunine, Tim Brockwell, and Scott J. Bolton. Cassini finds molecular hydrogen in the enceladus plume: Evidence for hydrothermal processes. *Science*, 356(6334):155–159, 2017.
- [58] Léna Le Roy, Kathrin Altwegg, Hans Balsiger, Jean-Jacques Berthelier, Andre Bieler, Christelle Briois, Ursina Calmonte, Michael R. Combi, Johan De Keyser, Frederik Dhooghe, Björn Fiethe, Stephen A. Fuselier, Sébastien Gasc, Tamas I. Gombosi, Myrtha Hässig, Annette Jäckel, Martin Rubin, and Chia-Yu Tzou. Inventory of the volatiles on comet 67P/Churyumov-Gerasimenko from Rosetta/ROSINA. *Astronomy and Astrophysics*, 583:A1, November 2015.
- [59] Liam C. Jacobson, Waldemar Hujo, and Valeria Molinero. Thermodynamic stability and growth of guest-free clathrate hydrates: A low-density crystal phase of water. *The Journal of Physical Chemistry B*, 113(30):10298–10307, 2009.
- [60] Andrzej Falenty, Thomas C Hansen, and Werner F Kuhs. Formation and properties of ice XVI obtained by emptying a type sII clathrate hydrate. *Nature*, 516:231, dec 2014.
- [61] F. Postberg, Nozair Khawaja, Bernd Abel, Gael Choblet, Christopher R. Glein, Murthy S. Gudipati, Bryana L. Henderson, Hsiang-Wen Hsu, Sascha Kempf, Fabian Klenner, Georg Moragas-Klostermeyer, Brian Magee, Lenz Nölle, Mark Perry, Rene Reviol, Jürgen Schmidt, Ralf Srama, Ferdinand Stolz, Gabriel Tobie, Mario Trieloff, and J. Hunter Waite. Macromolecular organic compounds from the depths of enceladus. *Nature*, 558:564, 2018.
- [62] C. R. Glein, F. Postberg, and S. D. Vance. The Geochemistry of Enceladus: Composition and Controls. In Paul M. Schenk, Roger N Clark, Carly J. A. Howett, Anne J. Verbiscer, and J. Hunter Waite, editors, *Enceladus and the Icy Moons of Saturn*, chapter 3, pages 39–56. The University of Arizona Press, Tucson, 2018.
- [63] F. Postberg, S. Kempf, J.K. Hillier, R. Srama, S.F. Green, N. McBride, and E. Grün. The e-ring in the vicinity of enceladus: Ii. probing the moon's interior—the composition of e-ring particles. *Icarus*, 193(2):438 – 454, 2008.
- [64] F. Postberg, S. Kempf, J. Schmidt, N. Brilliantov, A. Beinsen, B. Abel, U. Buck, and R. Srama. Sodium salts in e-ring ice grains from an ocean below the surface of enceladus. *Nature*, 459:1098, 2009.
- [65] Christopher R. Glein and J. Hunter Waite. The carbonate geochemistry of enceladus' ocean. *Geophysical Research Letters*, 47(3):e2019GL085885, 2020.
- [66] R.S Darling. An extended equation to calculate nacl contents from final clathrate melting temperatures in h₂o-co₂-nacl fluid inclusions: Implications for p-t isochore location. *Geochim. Cosmochim. Acta*, 55:3869–3871, 1991.

- [67] Robert H. Brown, Roger N. Clark, Bonnie J. Buratti, Dale P. Cruikshank, Jason W. Barnes, Rachel M. E. Mastrapa, J. Bauer, S. Newman, T. Momary, K. H. Baines, G. Bellucci, F. Capaccioni, P. Cerroni, M. Combes, A. Coradini, P. Drossart, V. Formisano, R. Jaumann, Y. Langevin, D. L. Matson, T. B. McCord, R. M. Nelson, P. D. Nicholson, B. Sicardy, and C. Sotin. Composition and physical properties of enceladus' surface. *Science*, 311(5766):1425–1428, 2006.
- [68] Philip D. Nicholson, Mark R. Showalter, Luke Dones, Richard G. French, Stephen M. Larson, Jack J. Lissauer, Colleen A. McGhee, Patrick Seitzer, Bruno Sicardy, and G. Edward Danielson. Observations of saturn's ring-plane crossings in august and november 1995. *Science*, 272(5261):509–515, 1996.
- [69] I. de Pater and J. J. Lissauer. *Planetary sciences, updated 2nd edition*. Cambridge University Press, Cambridge, 2015.
- [70] W. A. Baum, T. Kreidl, J. A. Westphal, G. E. Danielson, P. K. Seidelmann, D. Pascu, and D. G. Currie. Saturn's e ring: I. ccd observations of march 1980. *Icarus*, 47(1):84 – 96, 1981.
- [71] Jon K. Hillier, S. F. Green, N. McBride, J. P. Schwanethal, F. Postberg, R. Srama, S. Kempf, G. Moragas-Klostermeyer, J. A. M. McDonnell, and E. Grün. The composition of saturn's e ring. *Monthly Notices of the Royal Astronomical Society*, 377(4):1588–1596, 2007.
- [72] D. C. Catling and J. F. Kasting. *Atmospheric evolution on inhabited and lifeless worlds*. Cambridge University Press, Cambridge, 2017.
- [73] Dennis L. Matson, Julie C. Castillo, Jonathan Lunine, and Torrence V. Johnson. Enceladus' plume: Compositional evidence for a hot interior. *Icarus*, 187(2):569 – 573, 2007.
- [74] Hsiang-Wen Hsu, Frank Postberg, Yasuhito Sekine, Takazo Shibuya, Sascha Kempf, Mihály Horányi, Antal Juhász, Nicolas Altobelli, Katsuhiko Suzuki, Yuka Masaki, Tatsu Kuwatani, Shogo Tachibana, Sin-iti Sirono, Georg Moragas-Klostermeyer, and Ralf Srama. Ongoing hydrothermal activities within Enceladus. *Nature*, 519(7542):207–210, mar 2015.