

A higher-order extension of Starobinsky inflation: initial conditions, slow-roll regime and reheating phase

G. Rodrigues-da-Silva*

*Departamento de Física, Universidade Federal do Rio Grande do Norte,
Campus Universitário, s/n - Lagoa Nova, CEP 59072-970, Natal, Rio Grande do Norte, Brazil*

J. Bezerra-Sobrinho† and L. G. Medeiros‡

*Escola de Ciências e Tecnologia, Universidade Federal do Rio Grande do Norte,
Campus Universitário, s/n - Lagoa Nova, CEP 59072-970, Natal, Rio Grande do Norte, Brazil*

(Dated: May 27, 2022)

The most current observational data corroborate the Starobinsky model as one of the strongest candidates in the description of an inflationary regime. Motivated by such success, extensions of the Starobinsky model have been increasingly recurrent in the literature. The theoretical justification for this is well grounded: higher-order gravities arise in high-energy physics in the search for the ultraviolet completeness of general relativity. In this paper, we propose to investigate the inflation due to the extension of the Starobinsky model characterized by the inclusion of the R^3 term. We make a complete analysis of the potential and phase space of the model, where we observe the existence of three regions with distinct dynamics for the scalar field. We can establish restrictive limits for the number of e-folds through a study of the reheating and by considering the usual couplings of the standard matter fields and gravity. Thereby, we duly confront our model with the observational data from Planck, BICEP3/Keck, and BAO. Finally, we discuss how the inclusion of the cubic term restricts the initial conditions necessary for the occurrence of a physical inflation.

I. INTRODUCTION

The idea of a quasi de Sitter type accelerated expansion regime through which the early universe experimented is, on the one hand, a necessity for the solution of a series of problems that arise in a decelerated Friedmann universe [1] and it is, on the other hand, a paradigm since it has the support of the most current observations from the Planck satellite [2]. Inflationary cosmology emerged with the aim of proposing a solution to problems such as the horizon, the flatness, and the magnetic monopoles [3]. However, over the years, the main motivation for building an inflationary model has become to provide a causal mechanism capable of describing the origin of the primordial inhomogeneities which will be responsible to produce the large-scale structures of the universe [4, 5]. We have lived in a golden moment in cosmology mainly because in the last two decades, it has become a branch of science capable of being duly confronted with observational data.

A consistent inflationary model must last long enough to deal with problems like the ones mentioned above and must also end up, through the graceful exit, giving way to Friedmann's decelerated universe, in order to preserve the successful predictions of the standard model of cosmology. There are numerous models proposed in the literature suggesting the existence of a scalar field, or multiple ones, driving inflation [6–8]. Some of these models explore the idea of scalar fields, arising from some fundamental interaction, evolving in curved spacetimes described by general relativity (GR) [9–11], and some others are based on GR extensions, through the inclu-

sion of higher-order curvature terms in the Einstein-Hilbert (EH) action [12–17].

Higher-order gravities are motivated by high-energy physics in the search for the ultraviolet (UV) completeness of GR. As it is well known, GR is a non-renormalizable theory, and it is not possible to conventionally quantize it. However, the inclusion of such higher-order curvature terms — involving functions of the curvature scalar R , contractions of the Ricci tensor $R_{\mu\nu}$ and/or Riemann $R_{\kappa\lambda\mu\nu}$, as well as their derivatives — contribute to its renormalizability [18]. K. S. Stelle, for example, obtained a renormalizable system due to the inclusion of quadratic curvature correction terms in EH action [19]. In this sense, GR could be seen as an effective low-energy theory that requires higher-order curvature corrections as we increase the energy scale [20]. The inclusion of these terms is often accompanied by the problem of introducing ghost-type instabilities, which quantumly manifests itself with the loss of unitarity and, classically, with the absence of a lower limit for the Hamiltonian of the system [21]. However, this is not a problem that arises in $f(R)$ type extensions, known to be ghost-free [22].

The Starobinsky model [12], which is characterized by including the quadratic term R^2 in EH action, and consequently introducing only one additional parameter, is one of the strongest inflationary candidates, best fitting to the most current observational data¹ [2]. By proposing an extension to GR, an inflationary regime can be obtained, for a certain range of the theory parameters, without the need of the extra fields used in part of the inflation mechanisms. This is due to the equivalence between higher-order gravities, whether $f(R)$ or $f(R, \square^k R)$, and the scalar-tensor gravity theories [22–25].

* gesiel.neto.090@ufrn.edu.br

† jeremias.bs@gmail.com

‡ leo.medeiros@ufrn.br

¹ Along with Higgs inflation [11], since they have the same potential.

In these cases, through a conformal transformation, we go from the original frame with equations for the metric of order $2l + 2$ to the Jordan or Einstein frame with l scalar fields responsible for driving inflation [26]. With this scenario, researches considering extensions to the Starobinsky model have been increasingly recurrent in the literature [17, 27–34].

In this paper, we propose the generalization of Starobinsky inflation due to the inclusion of the cubic term R^3 in the gravitational action. So we can write the action that describes this model as

$$S(g_{\mu\nu}) = \frac{M_{Pl}^2}{2} \int d^4x \sqrt{-g} \left(R + \frac{1}{2\kappa_0} R^2 + \frac{\alpha_0}{3\kappa_0^2} R^3 \right), \quad (1)$$

where M_{Pl} is the reduced Planck mass, so that $M_{Pl}^2 \equiv (8\pi G)^{-1}$, κ_0 has squared mass units and the parameter α_0 is a dimensionless quantity. For consistency with the Starobinsky model, we assume $\kappa_0 > 0$. We can view the action (1) as a classical theory of gravity containing higher-order energy corrections to GR.

The paper is structured as follows. In Section II, we present the action (1) in the context of a scalar-tensor theory in the Einstein frame and its associated potential. In Section III, we make a complete study of the potential and phase space of the model. We observe the existence of three regions with distinct dynamics for the scalar field, and in addition, we qualitatively discuss the influence that the cubic term has on the restriction of the initial conditions capable of leading the system to a consistent inflationary regime (physical inflation). In Section IV, we describe the entire dynamics of the scalar field, focusing (i) on the region where the slow-roll regime occurs and (ii) in the reheating region, where we develop a study that allows us to obtain expressions for the reheating number of e-folds and temperature valid for a wide range of models, and then we particularize for our case. In Section V, by using our results on the reheating period and considering the minimum hypothesis of the usual couplings of the standard matter fields with gravity, we can obtain restrictive limits for the inflation number of e-folds. In its turn, with the interval obtained for the number of e-folds, we confront our model with the observations of Planck, BICEP3/Keck and BAO [2, 35], by establishing the constraints on the theoretical values of scalar spectral index n_s and the tensor-to-scalar ratio r . Finally, we discuss the fine-tuning problem of the initial conditions that the R^3 term introduces for the occurrence of a physical inflation. In Section VI, we make some final comments.

II. FIELD EQUATIONS

The action (1) can be conveniently rewritten as a scalar-tensor theory in the Einstein frame, in which we have a description through an auxiliary scalar field χ minimally coupled with gravitation. By following the steps presented in Ap-

pendix A, we write

$$S(\bar{g}_{\mu\nu}, \chi) = \frac{M_{Pl}^2}{2} \int d^4x \sqrt{-\bar{g}} \left[\bar{R} - 3 \left(\frac{1}{2} \bar{\partial}^\rho \chi \bar{\partial}_\rho \chi + V(\chi) \right) \right], \quad (2)$$

whose associated potential is

$$V(\chi) = \frac{\kappa_0}{72\alpha_0^2} e^{-2\chi} \left(1 - \sqrt{1 - 4\alpha_0(1 - e^\chi)} \right) \times \left[-1 + 8\alpha_0(1 - e^\chi) + \sqrt{1 - 4\alpha_0(1 - e^\chi)} \right]. \quad (3)$$

The barred quantities are defined from the metric as $\bar{g}_{\mu\nu} = e^\chi g_{\mu\nu}$ and the dimensionless field χ is defined as

$$e^\chi = 1 + \frac{R}{\kappa_0} + \alpha_0 \left(\frac{R}{\kappa_0} \right)^2. \quad (4)$$

Addendum In order to recover the usual notation and dimensions of the scalar field and the potential, we must do

$$\chi = \sqrt{\frac{2}{3}} \frac{\phi}{M_{Pl}} \quad \text{and} \quad \bar{V}(\phi) = \frac{3M_{Pl}^2}{2} V(\chi). \quad (5)$$

In this case, the action (2) is rewritten as

$$S(\bar{g}_{\mu\nu}, \phi) = \int d^4x \sqrt{-\bar{g}} \left(\frac{M_{Pl}^2}{2} \bar{R} - \frac{1}{2} \bar{\partial}^\rho \phi \bar{\partial}_\rho \phi - \bar{V}(\phi) \right).$$

The action (2) gives us two field equations: one for the metric $\bar{g}_{\mu\nu}$ and one for the scalar field χ . By taking the variation concerning the metric $\bar{g}_{\mu\nu}$, we obtain

$$\bar{R}_{\mu\nu} - \frac{1}{2} \bar{g}_{\mu\nu} \bar{R} = \frac{1}{M_{Pl}^2} \bar{T}_{\mu\nu}^{(\text{eff})}, \quad (6)$$

where

$$\frac{1}{M_{Pl}^2} \bar{T}_{\mu\nu}^{(\text{eff})} = \frac{3}{2} \left[\bar{\partial}_\mu \chi \bar{\partial}_\nu \chi - \bar{g}_{\mu\nu} \left(\frac{1}{2} \bar{\partial}^\rho \chi \bar{\partial}_\rho \chi + V(\chi) \right) \right]. \quad (7)$$

In turn, the variation concerning the scalar field χ results in

$$\bar{\square} \chi - V'(\chi) = 0, \quad (8)$$

where the box $\bar{\square} \equiv \bar{\nabla}^\rho \bar{\nabla}_\rho$ represents the covariant d'Alembertian operator and the prime represents the derivative with respect to χ . By calculating $V'(\chi)$ explicitly, we obtain

$$V'(\chi) = \frac{\kappa_0}{36\alpha_0^2} e^{-2\chi} \left(-1 + \sqrt{1 - 4\alpha_0(1 - e^\chi)} \right) \times \left[-1 + 2\alpha_0(4 - e^\chi) + \sqrt{1 - 4\alpha_0(1 - e^\chi)} \right]. \quad (9)$$

III. POTENTIAL AND PHASE SPACE IN THE FRIEDMANN BACKGROUND

We begin this section by writing the field equations in the Friedmann background. Considering the flat Friedmann-Lemaître-Robertson-Walker (FLRW) metric

$$ds^2 = -dt^2 + a^2(t) (dx^2 + dy^2 + dz^2), \quad (10)$$

we obtain

$$H^2 = \frac{1}{2} \left(\frac{1}{2} \dot{\chi}^2 + V(\chi) \right), \quad (11)$$

$$\dot{H} = -\frac{3}{2} \left(\frac{1}{2} \dot{\chi}^2 \right), \quad (12)$$

and

$$\ddot{\chi} + 3H\dot{\chi} + V'(\chi) = 0, \quad (13)$$

where the dot represents time derivative and $H = \dot{a}/a$ is the Hubble parameter. The potential and its derivative are given by Eqs. (3) and (9), with $\chi = \chi(t)$.

The first steps to be analyzed are the characteristics of the potential $V(\chi)$. The structure of the potential depends on the parameter α_0 . For $V(\chi)$ to be well defined for all real numbers, it is necessary that²

$$0 \leq \alpha_0 \leq \frac{1}{4}. \quad (14)$$

The lower (upper) limit of α_0 makes $V(\chi)$ a real function for any value of χ greater (less) than zero. Furthermore, $\alpha_0 \geq 0$ guarantees the stability of the gravitational model during the entire inflationary regime³. Within the range given in Eq. (14), excepting $\alpha_0 = 0$, the potential has two critical points, namely,

$$\chi_0 = 0 \rightarrow \text{(minimum point)}, \quad (15)$$

$$\chi_c = \ln \left(4 + \sqrt{\frac{3}{\alpha_0}} \right) \rightarrow \text{(maximum point)}. \quad (16)$$

The behavior of the potential for different values of α_0 is shown in Figure 1.

² Throughout this paper, we will assume that α_0 is contained in this range.

³ The $f(R)$ models are stable whenever $f'(R) > 0$ and $f''(R) \geq 0$ [22]. For our case

$$f(R) = R + \frac{1}{2\kappa_0} R^2 + \frac{\alpha_0}{3\kappa_0^2} R^3,$$

where

$$R = 6 \left(\dot{H} + 2H^2 \right) = -\frac{3}{2} \dot{\chi}^2 + 6V(\chi).$$

During the inflationary regime, when $\dot{\chi}^2 \ll V(\chi)$ and $\kappa_0 > 0$, the stability condition implies $\alpha_0 \geq 0$.

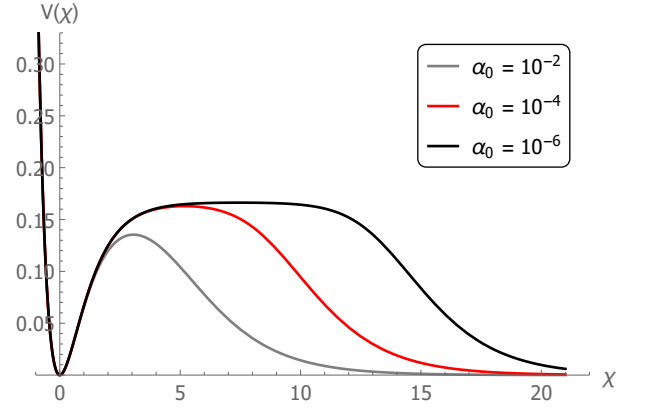


Figure 1. Potencial $V(\chi)$ as a function of χ , normalized to $\kappa_0 = 1$. The maximum values are located at $\chi_c \simeq 3.06, 5.18$ and 7.46 for $\alpha_0 = 10^{-2}, 10^{-4}$ and 10^{-6} , respectively.

The plateau that appears in Figure 1 gives us an indication that a slow-roll type inflationary regime can be achieved. We observe that the smaller the magnitude of α_0 , the more the point χ_c moves to the right and the larger the plateau becomes. So, at the limit of $\alpha_0 \rightarrow 0$, the plateau becomes infinite, and we recover the Starobinsky inflation. The graphic structure in Figure 1 also seems to indicate that for $\chi < \chi_c$ we have a slow-roll regime to the left, while for $\chi > \chi_c$ we have a slow-roll regime to the right. In order to better understand this dynamic, we must carry out a study of the phase space of this model.

The phase space of this model can be analyzed by combining Eqs. (11) and (13) into a single ODE whose independent variable is χ . In this case, we have

$$\frac{d\dot{\chi}}{d\chi} = \frac{-3\sqrt{\frac{1}{4}\dot{\chi}^2 + \frac{1}{2}V(\chi)}\dot{\chi} - V'(\chi)}{\dot{\chi}}, \quad (17)$$

where $V(\chi)$ and $V'(\chi)$ are given by Eqs. (3) and (9), respectively. The analysis of Eq. (17) as a parametric autonomous system shows that phase space has two critical points located at $(\chi, \dot{\chi})_0 = (0, 0)$ and $(\chi, \dot{\chi})_c = (\chi_c, 0)$ where χ_c is given in Eq. (16). Furthermore, the linearized analysis of this system around the critical points shows that $(\chi_c, 0)$ is a unstable saddle point, while for $(0, 0)$, such characterization is inconclusive⁴.

The complete description of the phase space is developed by a numerical analysis of Eq. (17).

We can make several conclusions about the phase space of the system from the Figure 2. We observe that a large number of initial conditions ($\chi \gtrsim 2$ and any $\dot{\chi}$) are conducted to the attractor line existing in the vicinity of $\dot{\chi} \approx 0$. Furthermore, in

⁴ In the linearized description in the vicinity of the critical points of the system, when obtaining associated pure imaginary roots, as occurs in $(\chi, \dot{\chi})_0 = (0, 0)$, its nature is uncertain: it may be a center or a spiral point. Next, we show through numerical methods that the critical point $(\chi, \dot{\chi})_0$ is an attractor spiral point.

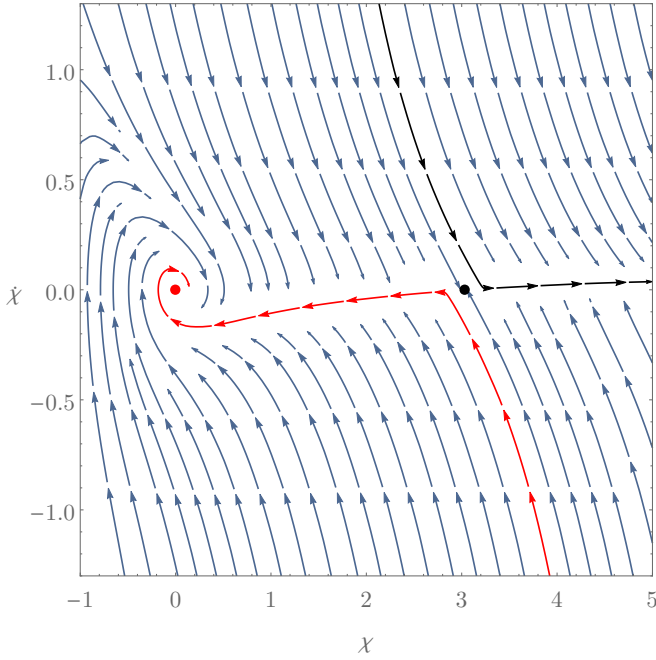


Figure 2. Phase space $(\chi, \dot{\chi})$ considering $\kappa_0 = 1$ and $\alpha_0 = 10^{-2}$. The red and black points correspond to the critical points $(0, 0)$ and $(\chi_c, 0)$ with $\chi_c = 3.06$, respectively. In its turn, the red and black lines represent two trajectories that travel in opposite directions concerning the saddle point $(\chi_c, 0)$.

the sub-region of this attractor line that corresponds to the potential plateau in Figure 1, we have a slow-roll regime where $\dot{\chi} \ll 1$ and χ is at least of the order of the unity. As expected, the slow-roll regime leads to an almost exponential expansion that characterizes inflation. That can be explicitly identified when comparing Eq. (11) with Eq. (12). In fact, in the plateau region we have $\dot{\chi}^2 \ll V(\chi)$ (compare the numerical values of Figures 1 and 2 in that region), so

$$\left| \frac{\dot{H}}{H^2} \right| \simeq \frac{3\dot{\chi}^2}{2V(\chi)} \ll 1.$$

The above condition is the necessary one for a slow-roll type inflationary regime to take place.

A second important finding is that the critical point $(\chi_c, 0)$ divides the attractor line into two distinct regions. If we are to the left side of this point, the slow-roll takes place to the left (red line in Figure 2) and inflation unfolds in the usual way. In this case, the scalar field χ moves towards the critical point $(0, 0)$ and, when approaching it, it spirals continuously around the origin. This stage corresponds to the phase of coherent oscillations that occurs at the beginning of the reheating process. In turn, if we are to the right side of the point $(\chi_c, 0)$, the slow-roll occurs to the right (black line in Figure 2) and the scalar field χ grows indefinitely. In that second region, both $\dot{\chi}$ and $V(\chi)$ approach zero when $\chi \gg 1$.

From the discussions related to the potential $V(\chi)$ (Figure 1) and the phase space (Figure 2), we recognize three distinct regions associated with the dynamics of the scalar field χ : an

asymptotic region, where $V(\chi) \rightarrow 0$ for $\chi \gg 1$; a plateau region, where the slow-roll type inflationary regime occurs; and a region of oscillations around the origin of the potential that characterizes the end of inflation. In the next section, we analyze each of these regions in a more detailed way.

IV. INFLATIONARY DYNAMICS OF THE SCALAR FIELD

In this section, we describe the evolution of the scalar field χ in the three regions of interest: the asymptotic region where $V(\chi) \rightarrow 0$ when $\chi \gg 1$; the plateau region, where the inflationary regime occurs; and the region of oscillation around the origin of the potential that characterizes the end of inflation.

A. Asymptotic region of the potential $V(\chi)$

We saw in Section III that depending on the initial conditions for the scalar field χ , it evolves to the right in the phase space (see Figure 2). In this case, the scalar field χ grows indefinitely and reaches an asymptotic region of the potential, namely, $V(\chi) \rightarrow 0$. The purpose of this subsection is to analyze the cosmic dynamics in this region.

In a sufficiently large region of χ , the potential (3) and its derivative (9) behave like

$$V(\chi) \approx \frac{2\kappa_0}{9\sqrt{\alpha_0}} e^{-\frac{1}{2}\chi} \quad \text{and} \quad V'(\chi) \approx -\frac{\kappa_0}{9\sqrt{\alpha_0}} e^{-\frac{1}{2}\chi} \quad \text{for } \chi \gg 1.$$

In this case, the field equation (13) can be written as

$$\ddot{\chi} + \frac{3}{\sqrt{2}} \sqrt{\frac{1}{2}\dot{\chi}^2 + \frac{2\kappa_0}{9\sqrt{\alpha_0}} e^{-\frac{1}{2}\chi} \dot{\chi} - \frac{\kappa_0}{9\sqrt{\alpha_0}} e^{-\frac{1}{2}\chi}} \approx 0.$$

A convenient ansatz for solutions of this equation is $\dot{\chi} = Ae^{-k\chi}$. Substituting this proposed solution in the previous equation, we obtain

$$k = \frac{1}{4} \quad \text{and} \quad A = \frac{2}{3} \sqrt{\frac{\kappa_0}{35\sqrt{\alpha_0}}} \Rightarrow \dot{\chi} \approx \frac{2}{3} \sqrt{\frac{\kappa_0}{35\sqrt{\alpha_0}}} e^{-\frac{1}{4}\chi}.$$

By having $\dot{\chi}$ and $V(\chi)$, we can explicitly determine the parameter of the equation of state⁵

$$w = \frac{p_\chi}{\rho_\chi} = \frac{\frac{1}{2}\dot{\chi}^2 - V(\chi)}{\frac{1}{2}\dot{\chi}^2 + V(\chi)} \approx -\frac{17}{18} \quad \text{for } \chi \gg 1. \quad (18)$$

The result obtained in Eq. (18) shows that when the scalar field rolls to the right side from the plateau of the potential, the parameter of the equation of state leaves a value of $w \approx -1$ (plateau region) and moves asymptotically to $w \approx -17/18$. In other words, the inflation dynamics migrates from an almost de Sitter regime to a power-law type inflation with $a \sim t^{12}$. Therefore, in this region, the accelerated

⁵ Note $\rho_\chi = \frac{1}{2}\dot{\chi}^2 + V(\chi)$ has a squared mass units because by the adopted choice χ is dimensionless.

expansion never ends. This explicitly shows that the existence of the critical point $(\chi_c, 0)$ limits the initial conditions favorable to a physical inflation i.e. an inflation that connects to a radiation era type of a hot big-bang model. In Subsection **V C**, such a limitation on the initial conditions is further discussed.

B. Slow-roll leading-order inflationary regime

In this subsection, we investigate the slow-roll inflationary regime that occurs in the plateau region of Figure 1. In leading-order, Eqs. (13) and (11) are approximated by

$$3H\dot{\chi} \approx -V', \quad (19)$$

$$H^2 \approx \frac{1}{2}V(\chi), \quad (20)$$

that when combined they result in

$$\dot{\chi}(\chi) \approx -\frac{\sqrt{2}V'}{3\sqrt{V}}. \quad (21)$$

The next step is obtaining V and V' in a leading order slow-roll regime. Defining a fundamental slow-roll parameter, namely, $\delta \equiv e^{-\chi}$,⁶ we write the potential (3) as

$$V(\chi) = -\frac{\kappa_0}{72\alpha_0^2} \left(-\delta + \delta\sqrt{1 - 4\alpha_0\delta^{-1}(\delta - 1)} \right) \times \\ \times \left[-\delta + 8\alpha_0(\delta - 1) + \delta\sqrt{1 - 4\alpha_0\delta^{-1}(\delta - 1)} \right].$$

Furthermore, we know that the maximum value of the potential consistent with a physical inflationary regime occurs for $V(\chi_c)$, where

$$e^{\chi_c} = 4 + \sqrt{\frac{3}{\alpha_0}} \Rightarrow \alpha_0 = \frac{3}{(e^{\chi_c} - 4)^2}.$$

So, in a slow-roll leading-order regime, we have

$$\alpha_0 \approx \frac{3}{e^{2\chi_c}} \equiv 3\delta_c^2. \quad (22)$$

In its turn, as the minimum value of δ consistent with a physical inflation is δ_c , we have

$$4\alpha_0\delta^{-1} \approx 12\delta_c^2\delta^{-1} \lesssim 12\delta \ll 1. \quad (23)$$

The relation (23) shows that the quantity $4\alpha_0\delta^{-1}$ contributes at most in the slow-roll leading-order regime. So, it is worth pointing out that α_0 is a second-order slow-roll term.

From the previous considerations, we can approximate the potential and its derivatives by

$$V(\chi) \approx \frac{\kappa_0}{6} \left(1 - 2\delta - \frac{2}{3}\alpha_0\delta^{-1} \right), \quad (24)$$

$$V'(\chi) \approx \frac{\kappa_0}{3} \left(\delta - \frac{1}{3}\alpha_0\delta^{-1} \right), \quad (25)$$

$$V''(\chi) \approx -\frac{\kappa_0}{3} \left(\delta + \frac{1}{3}\alpha_0\delta^{-1} \right). \quad (26)$$

Since we have determined approximate $V(\chi)$ and $V'(\chi)$ we can calculate $\dot{\chi}$ in the slow-roll leading-order. Starting from (21) we have

$$\dot{\chi} \approx -\frac{\sqrt{2}V'}{3\sqrt{V}} \Rightarrow \dot{\chi} \approx -\frac{2\sqrt{3}\kappa_0}{9} (\delta - \delta_c^2\delta^{-1}). \quad (27)$$

That is, in the slow-roll leading-order, we have $\dot{\chi} \sim \delta$ plus a correction proportional to $\delta_c^2\delta^{-1} \lesssim \delta$.

With the previous results, we can calculate the slow-roll parameters

$$\epsilon \equiv -\frac{\dot{H}}{H^2} \quad \text{and} \quad \eta \equiv -\frac{1}{H} \frac{\dot{\epsilon}}{\epsilon}. \quad (28)$$

By using Eqs. (12), (20), (24) and (27), we get in the slow-roll leading-order, written in terms the fundamental parameter δ

$$\epsilon \approx \frac{4}{3} (\delta - \delta^{-1}\delta_c^2)^2, \quad (29)$$

$$\eta \approx -\frac{8}{3} (\delta + \delta^{-1}\delta_c^2). \quad (30)$$

The expressions (29) and (30) make it clear that for $\delta \ll 1$ we have $\epsilon \ll 1$ and $\eta \ll 1$, and therefore we are in an almost de Sitter expansion regime.

The next step is calculating the number of e-folds N . By using Eqs. (24) and (25) we have

$$N = \int_t^{t_e} H dt \approx \frac{3}{4} \int_{\delta}^{\delta_e} \frac{1 - 2\delta - 2\delta^{-1}\delta_c^2}{\delta - \delta^{-1}\delta_c^2} \frac{d\delta}{\delta}, \quad (31)$$

where δ_e corresponds to δ calculated at the end of inflation and it can be obtained by imposing $\epsilon = 1$. The expression (31) can be integrated more easily if we define $x = \delta_c/\delta$. In this case

$$N \approx \frac{3}{4\delta_c} \int_{x_e}^x \frac{x - 2\delta_c - 2x^2\delta_c}{(1 - x^2)x} dx. \quad (32)$$

As we saw previously, physical inflation occurs in the range of

$$0 < \chi \leq \chi_c \Rightarrow \delta_c < x \leq 1.$$

Within this range, the integrand of Eq. (32) has a divergence at the point $x = 1$ ($\chi = \chi_c$). Mathematically, the origin of this divergence is associated with the existence of the critical point $(\chi, \dot{\chi}) = (\chi_c, 0)$ in the attractor line of the phase

⁶ A slow-roll regime, where the scalar field χ lies in the vicinity of the plateau, occurs for $\delta \ll 1$.

space⁷. From a physical point of view, this divergence must be understood as a limit case that occurs only when the initial conditions are adjusted with infinite precision so that the solution passes through the critical point $(\chi, \dot{\chi}) = (\chi_c, 0)$. In this idealized case, upon reaching the critical point, the scalar field remains in unstable equilibrium and the universe reaches a pure de Sitter state. Initial conditions adjusted with infinite precision are not physically achievable. However, by fine-tuning these conditions, we can increase the number of e-folds to an arbitrarily large value. In Section V C, we see how accurate this adjustment must be in order to reach a specific value in the number of e-folds.

By integrating Eq. (32) in the slow-roll leading-order and considering $x_{end} \ll 1$, we get

$$N \approx \frac{3}{8\delta_c} \ln \left(\frac{1+x}{1-x} \right) \approx \frac{3}{4\delta} \left(1 + \frac{x^2}{3} + \frac{x^4}{5} + \frac{x^6}{7} + \dots \right). \quad (33)$$

Note that N diverges when $x \rightarrow 1$. The expression (33) can be explicitly inverted, resulting in

$$\delta = \delta_c \left[\frac{\exp \left(\frac{8\delta_c N}{3} \right) + 1}{\exp \left(\frac{8\delta_c N}{3} \right) - 1} \right]. \quad (34)$$

Finally, it is convenient to write the slow-roll parameters ϵ and η in terms of the number of e-folds N . By substituting Eq. (34) in Eqs. (29) and (30), we obtain

$$\epsilon \approx \frac{4^3}{3} \delta_c^2 \frac{\exp \left(\frac{16\delta_c N}{3} \right)}{\left[1 - \exp \left(\frac{16\delta_c N}{3} \right) \right]^2}, \quad (35)$$

$$\eta \approx \frac{16}{3} \delta_c \left[\frac{1 + \exp \left(\frac{16\delta_c N}{3} \right)}{1 - \exp \left(\frac{16\delta_c N}{3} \right)} \right]. \quad (36)$$

It is also worth noting that in a region where $\delta_c \ll \delta \Rightarrow \delta_c N \ll 1$, the slow-roll parameters (35) and (36) can be approximated by

$$\epsilon \approx \frac{3}{4N^2} \left[1 - \frac{1}{12} \left(\frac{16\delta_c N}{3} \right)^2 \right],$$

$$\eta \approx -\frac{2}{N} \left[1 + \frac{1}{12} \left(\frac{16\delta_c N}{3} \right)^2 \right],$$

where $\delta_c N$ takes into account the first corrections for Starobinsky inflation.

⁷ Note this is a unique feature of the model containing R^3 . In fact, for the pure Starobinsky model, this does not happen, since $\dot{\chi}$ is always non-zero in the attractor line.

C. End of inflation and reheating

In this Subsection, we investigate the end of inflation and the reheating period. In a relatively general way, this phase can be divided into two parts: preheating and thermalization. The preheating phase corresponds to the initial reheating phase, where a large number of matter particles are generated from a process known as parametric resonance. This process arises assuming that the transference of energy from the inflaton field to the matter fields occurs when the inflaton coherently oscillates around the minimum of the potential [36, 37]. Since preheating is an essentially non-thermal process, a thermalization stage is necessary for the universe to reach a radiation era domain with the matter in thermodynamic equilibrium. For details on the reheating phase, see Refs. [38, 39].

The detailed description of the entire reheating period is complex, as it involves non-perturbative non-equilibrium effects and depends on the interaction processes between the inflaton and the matter fields. However, from a phenomenological perspective, we can study the cosmic dynamics of this period through an equation of state⁸

$$p = w_{re}(N) \rho, \quad (37)$$

where the number of e-folds N takes into account the time dependence of w_{re} . By construction, at the end of reheating, that is, the beginning of the radiation era, the parameter w_{re} of the equation of state must be $1/3$. At the beginning of reheating, the parameter w_{re} depends on the behavior of the potential during the phase of coherent oscillations. Expanding the potential (3) around the minimum $\chi = 0$ we have

$$V(\chi) \approx \frac{1}{2} V''(0) \chi^2 = \frac{\kappa_0}{6} \chi^2.$$

Considering the mean behavior of the scalar field χ around this minimum and taking into account that $V \sim \chi^2$, we obtain $\langle w_{re} \rangle \approx 0$ [4, 40]. Thus, at the beginning of reheating, the universe behaves as in a matter domination era. Therefore, during the reheating phase $w_{re}(N)$ transits from 0 (matter domain) to $1/3$ (radiation era).

An important quantity in the characterization of reheating is the thermalization temperature T_{re} reached at the beginning of the radiation era (end of reheating). This temperature is related to the energy density ρ_{re} through the expression

$$\rho_{re} = \frac{\pi^2}{30} g_{re} T_{re}^4, \quad (38)$$

⁸ In this Subsection, we will adopt the usual fourth mass dimension for ρ . The relation of this quantity with ρ_χ is

$$\rho = \frac{3M_{Pl}^2}{2} \rho_\chi,$$

where

$$\rho_\chi = \frac{1}{2} \dot{\chi}^2 + V(\chi).$$

See Eq. (5) for notation details.

where g_{re} is the effective number of relativistic degrees of freedom at the end of reheating⁹. On the other hand, through Eq. (37) and the covariant conservation equation, we can relate ρ_{re} with the energy density ρ_e at the end of inflation

$$\dot{\rho} = -3H\rho[1 + w_{re}(N)] \Rightarrow \rho_{re} = \rho_e e^{-3N_{re}(1+w_a)}, \quad (39)$$

with the number of e-folds N_{re} characterizing the duration of the reheating period and

$$w_a \equiv \frac{1}{N_{re}} \int_0^{N_{re}} w_{re}(N) dN. \quad (40)$$

Note the quantity w_a represents the mean value of the parameter w_{re} during reheating. Also, for w_{re} monotonically increasing¹⁰, we have

$$0 \leq w_a \leq 1/3, \quad (41)$$

so the closer to $1/3$, the more effective the rewarming is. By combining Eqs. (38) and (39) we obtain the reheating temperature in terms of w_a and N_{re}

$$T_{re} = \left(\frac{30\rho_e}{g_{re}\pi^2} \right)^{\frac{1}{4}} e^{-\frac{3}{4}(1+w_a)N_{re}}. \quad (42)$$

The next step is obtaining N_{re} in terms of cosmological quantities of interest. For this, it is necessary to "follow" the evolution of the scale k from the moment it crosses the horizon during inflation to the present day. When crossing the horizon we can write $k = a_k H_k$ where $a_k H_k$ is the comoving Hubble radius at the horizon exit instant. From this relation we can write [45, 46]

$$\frac{k}{a_0 H_k} = \left(\frac{a_k}{a_e} \right) \left(\frac{a_e}{a_{re}} \right) \left(\frac{a_{re}}{a_{eq}} \right) \left(\frac{a_{eq}}{a_0} \right), \quad (43)$$

where a_e , a_{re} , a_{eq} and a_0 are the values of the scale factor at the end of inflation, at the beginning of the radiation era, at the equivalence era, and in the present day, respectively. Each of the above fractions represents a specific era of cosmic expansion¹¹. The fraction (a_k/a_e) represents the inflationary period counted from the exit time of the scale k from the horizon; (a_e/a_{re}) , the reheating period; (a_{re}/a_{eq}) , the radiation era; and (a_{eq}/a_0) , the matter era until the present day.

The next step is by taking the logarithm of Eq. (43), resulting in

$$\ln \left(\frac{k}{a_0 H_k} \right) = -N_k - N_{re} + \ln \left(\frac{a_{re}}{a_{eq}} \right) + \ln \left(\frac{a_{eq}}{a_0} \right) \quad (44)$$

with $N_{re} = \ln \left(\frac{a_{re}}{a_e} \right)$ and $N_k = \ln \left(\frac{a_e}{a_k} \right)$, where this last one is the number of e-folds of the inflationary period measured since the exit of the scale k from the horizon. The last two terms of Eq. (44) can be rewritten to take into account the conservation of entropy $S = ga^3 T^3$ in the radiation and matter eras [41, 47]. In this case, we can write

$$T_{eq} = \frac{a_0}{a_{eq}} T_0 \text{ and } T_{eq} = \left(\frac{a_{re}}{\alpha_{eq}} \right) \left(\frac{g_{re}}{g_0} \right)^{\frac{1}{3}} T_{re} \quad (45)$$

where we consider that the relativistic degrees of freedom in the equivalence era and in the present day are identical, that is, $g_0 = g_{eq}$.¹² By substituting Eqs. (42) and (45) in Eq. (44), we get

$$N_{re} = \frac{4}{3(w_a - \frac{1}{3})} \left\{ N_k + \ln \left(\frac{\rho_e}{H_k} \right) + \ln \left[\left(\frac{k}{a_0 T_0} \right) \left(\frac{30}{\pi^2} \right)^{\frac{1}{4}} \left(\frac{g_{re}}{g_0^4} \right)^{\frac{1}{12}} \right] \right\}. \quad (46)$$

Expressions (46) and (42) that determine the duration and temperature of the reheating are general and hold for a wide range of inflationary models. By particularizing these expressions for our model, it is necessary to explicitly determine the energy density at the end of inflation.

In single-field models, ρ_e can be written in terms of the potential $\bar{V}_e = (3M_{Pl}^2/2) V(\chi_e)$ given in Eq. (5). By imposing $\epsilon = 1$ (end of inflation) we obtain by Eqs. (11), (12) and (28) that $V(\chi_e) = \dot{\chi}_e^2$. Thus,

$$\rho_e = \frac{3}{2} \bar{V}_e = \frac{9M_{Pl}^2}{4} V(\chi_e). \quad (47)$$

By Eq. (23), we see that α_0 is a typically small slow-roll second-order quantity. Thus, at the end of inflation, terms like $4\alpha_0 e^{\chi_e}$ appearing in the potential are negligible and Eq. (3) can be approximated by the Starobinsky inflation potential

$$V(\chi_e) \approx \frac{\kappa_0}{6} (1 - e^{-\chi_e})^2. \quad (48)$$

An estimate for χ_e is obtained by imposing $\epsilon = 1$ on the approximate slow-roll expression for the parameter ϵ

$$\epsilon \approx \frac{1}{3} \left(\frac{V'(\chi_e)}{V(\chi_e)} \right)^2 = 1 \Rightarrow e^{-\chi_e} = 2\sqrt{3} - 3. \quad (49)$$

Thus, substituting Eqs. (49) and (48) into Eq. (47), we obtain the energy density at the end of inflation

$$\rho_e \approx \frac{3\zeta^4}{4} (2 - \sqrt{3})^2 M_{Pl}^4, \quad (50)$$

⁹ By considering only particles from the standard model we have $g_{re} = 106.75$ [41].

¹⁰ Detailed numerical modeling usually indicates a monotonic behavior for the reheating equation of state [42–44].

¹¹ Note that we are ignoring the dark energy era domain since it is only relevant very close to the present day.

¹² By considering only particles from the standard model and disregarding the neutrinos masses, we have $g_0 = 3.94$ [41].

where the dimensionless parameter ζ is defined as

$$\zeta \equiv \left(\frac{\kappa_0}{M_{Pl}^2} \right)^{\frac{1}{4}}. \quad (51)$$

Therefore, considering H_k in the slow-roll leading-order ($H_k^2 \approx \kappa_0/12$) and substituting Eq. (50) in Eqs. (46) and (42) we get

$$N_{re} = \frac{4}{3(w_a - \frac{1}{3})} \left[N_k + 0.79 + \ln \left(\frac{k}{a_0 T_0 \zeta} \right) + \frac{1}{12} \ln \left(\frac{g_{re}}{g_0^4} \right) \right], \quad (52)$$

and

$$T_{re} = \frac{0.64\zeta}{g_{re}^{1/4}} e^{-\frac{3}{4}(1+w_a)N_{re}} M_{Pl}. \quad (53)$$

We will see in the next Section how constraints on N_{re} and T_{re} restrict the range of the number of e-folds N_k of inflation.

V. OBSERVATIONAL CONSTRAINTS

Based on the developments of the previous sections, we now establish constraints to the proposed inflationary model. These constraints follow different approaches and are related to periods before, during, and after the inflationary regime.

A. Range in the number of e-folds N_k of inflation

The description of the reheating period as presented in Subsection IV C with the assumption of later eras of radiation and matter dominance allows us to establish an interval for the number of e-folds N_k of inflation. For this, it is necessary to provide some details about the minimum characteristics of the reheating period to be considered.

The cosmological period comprising energy scales above 10^4 GeV until the end of inflation $10^{15} - 10^{16}$ GeV is an uncertain period for particle physics. In fact, extensions of the standard model together with possible non-minimal couplings can provide extra processes of coupling the inflaton with the matter fields. However, even if these new processes are not present (or are not relevant for reheating) we can adopt as a minimum hypothesis the usual couplings of the standard matter fields with gravity. In this context, already in the Einstein frame, this means that the inflaton field ϕ decays predominantly in the Higgs doublet h , and in next-to-leading order, in a pair of gluons. By considering these two main decay channels, the inflaton decay rate is given by [48, 49]

$$\Gamma_\phi \approx \frac{1}{24\pi} \left[(1 - 6\xi)^2 + \frac{49\alpha_s^2}{4\pi^2} \right] \frac{m_\phi^3}{M_{Pl}^2}, \quad (54)$$

where ξ is the non-minimum coupling constant between the Higgs field and gravitation, that is $\xi |h|^2 R$,¹³ α_s is the cou-

pling constant of QCD on the reheating energy scale¹⁴ and m_ϕ is the effective mass of the inflaton, given by

$$m_\phi^2 \equiv V''(0) = \frac{\zeta^4}{3} M_{Pl}^2. \quad (55)$$

The next step is determining ζ in terms of the model parameters and the scalar amplitude A_s measured by the Planck satellite [52]. Considering as a scale of interest¹⁵ $k = 0.05$ Mpc^{-1} , we have in slow-roll leading-order [53]

$$A_s = \frac{3}{16\pi^2 M_P^2} \frac{V_k^3}{V_k'^2}, \quad (56)$$

where $A_s = 2.1 \times 10^{-9}$. Thus, substituting Eqs. (24) and (25) into Eq. (56), we obtain

$$\kappa_0 \approx 2^7 \pi^2 M_P^2 A_s \left(\delta_k - \frac{1}{3} \delta_k^{-1} \alpha_0 \right)^2.$$

Furthermore, we can rewrite the last equation in terms of the number of e-folds N_k and the parameter ζ given in Eqs. (34) and (51), respectively

$$\zeta^4 \approx 2^{11} \pi^2 A_s \left[\frac{\delta_c \exp \left(\frac{8}{3} \delta_c N_k \right)}{\exp \left(\frac{16}{3} \delta_c N_k \right) - 1} \right]^2, \quad (57)$$

remembering that $\alpha_0 \approx 3\delta_c^2$. In the case of $\delta_c \rightarrow 0$, we recover the well-known relation of the Starobinsky model $\zeta^4 \approx 72\pi^2 A_s N_k^{-2}$.

By having determined the decay rate of the inflaton, we can estimate the reheating temperature T_{re} as follows: the thermal equilibrium of the cosmic fluid is reached when $\Gamma_\phi \sim H$ [36]. Thus, the reheating temperature can be obtained from $3M_{Pl}^2 H_{re}^2 = \rho_{re} = \pi^2 g_{re} T_{re}^4 / 30$, which results in

$$T_{re} \approx 0.5 \sqrt{\Gamma_\phi M_{Pl}} \approx 6 \times 10^{16} \zeta^3 \sqrt{(1 - 6\xi)^2 + \frac{49\alpha_s^2}{4\pi^2}} \text{ GeV}, \quad (58)$$

where we use $g_{re} = 106.75$ and $M_{Pl} = 2.4 \times 10^{18}$ GeV. Note the value of T_{re} above depends on the inflationary parameters through ζ . Substituting Eq. (57) into Eq. (58), we obtain

$$T_{re} \approx 3.2 \times 10^{13} \left[\frac{\delta_c \exp \left(\frac{8}{3} \delta_c N_k \right)}{\exp \left(\frac{16}{3} \delta_c N_k \right) - 1} \right]^{\frac{3}{2}} \times \sqrt{(1 - 6\xi)^2 + \frac{49\alpha_s^2}{4\pi^2}} \text{ GeV}. \quad (59)$$

Based on Eq. (59), we can estimate the order of magnitude of the reheating temperature. Considering $N_k = 50$ and $\delta_c = 0$ (Starobinsky), we have [48]

$$T_{re} \sim \begin{cases} 10^{10} |1 - 6\xi| \text{ GeV} & \text{if } \xi \neq 1/6 \\ 10^8 \text{ GeV} & \text{if } \xi = 1/6 \end{cases},$$

¹³ The non-minimum coupling is necessary due to issues of the renormalizability of scalar fields in curved spaces [50].

¹⁴ By extrapolating the experimental results of the running coupling of α_s [51], we can estimate that during the reheating period $0.01 \lesssim \alpha_s \lesssim 0.03$.

¹⁵ Pivot scale adopted by the Planck satellite.

where we adopt $\alpha_s \sim 10^{-2}$. Although T_{re} depends on the value of ξ ,¹⁶ the expression above gives a minimum estimate for T_{re} . In fact, even though the Higgs field has a conformal coupling with gravitation, that is $\xi = 1/6$, the inflaton decay channel in two gluons gives $T_{re} \sim 10^8$ GeV.

The previous construction allows establishing a minimum temperature $T_{re}^{(\min)}$ relatively independent of the details of the reheating phase. Even considering minimal hypotheses for reheating and a conformal coupling of the Higgs field with gravitation, we have

$$T_{re}^{(\min)} \approx 3.2 \times 10^{13} \left(\frac{7\alpha_s}{2\pi} \right) \left[\frac{\delta_c \exp\left(\frac{8}{3}\delta_c N_k\right)}{\exp\left(\frac{16}{3}\delta_c N_k\right) - 1} \right]^{\frac{3}{2}} \text{ GeV} \\ \approx 3.6 \times 10^{11} \left[\frac{\delta_c \exp\left(\frac{8}{3}\delta_c N_k\right)}{\exp\left(\frac{16}{3}\delta_c N_k\right) - 1} \right]^{\frac{3}{2}} \text{ GeV}. \quad (60)$$

Since we characterized the reheating phase, let's see how the expressions of N_{re} and T_{re} , obtained at the end of Subsection IV C provide restrictions for the number of e-folds N_k .

By considering the scale of interest $k = 0.05 \text{ Mpc}^{-1}$, $T_0 = 2.73 \text{ K}$, $g_{re} = 106.75$ and $g_0 = 3.94$, we can rewrite Eq. (52) as¹⁷

$$N_{re} = \frac{4}{1 - 3w_a} [61.14 - N_k + \ln(\zeta)] \\ = \frac{4}{1 - 3w_a} \left\{ 58.62 - N_k + \frac{1}{2} \ln \left[\frac{\delta_c \exp\left(\frac{8}{3}\delta_c N_k\right)}{\exp\left(\frac{16}{3}\delta_c N_k\right) - 1} \right] \right\}. \quad (61)$$

The upper limit for N_k is obtained taking into account that for physical consistency $N_{re} \geq 0$. So, due to Eq. (41), we have

$$N_k - \frac{1}{2} \ln \left[\frac{\delta_c \exp\left(\frac{8}{3}\delta_c N_k\right)}{\exp\left(\frac{16}{3}\delta_c N_k\right) - 1} \right] \leq 58.62. \quad (62)$$

Table I shows the upper limits of N_k for different values of α_0 .

Table I. Maximum values for N_k considering different values of α_0 . Note that the existence of a minimum slow-roll period consistent with the approximations made in Subsection IV B requires $\alpha_0 \lesssim 10^{-3}$.

α_0	δ_c	N_k
0	0	55.77
10^{-5}	1.85×10^{-3}	55.77
10^{-4}	5.8×10^{-3}	55.71
5×10^{-4}	1.3×10^{-2}	55.50
10^{-3}	1.83×10^{-2}	55.27

In turn, the lower limit for the number of e-folds N_k is obtained taking into account that $T_{re} \gtrsim T_{re}^{(\min)}$. Thus, by using Eqs. (53), (57), (60) and (61), we have

$$\left[\frac{\exp\left(\frac{16}{3}\delta_c N_k\right) - 1}{\delta_c \exp\left(\frac{8}{3}\delta_c N_k\right)} \right] \exp \left[-\frac{3(1 + w_a)}{1 - 3w_a} \bar{N}_{re} \right] \gtrsim 10^{-5}, \quad (63)$$

where

$$\bar{N}_{re} = 58.62 - N_k + \frac{1}{2} \ln \left[\frac{\delta_c \exp\left(\frac{8}{3}\delta_c N_k\right)}{\exp\left(\frac{16}{3}\delta_c N_k\right) - 1} \right]. \quad (64)$$

By expression (64), we see that as N_k decreases, \bar{N}_{re} increases and consequently the exponential that contains \bar{N}_{re} reduces the value of l.h.s. of the expression (63). The decay speed of this exponential depends on the coefficient

$$3 < \frac{3(1 + w_a)}{1 - 3w_a} < \infty,$$

where the lower and upper limits were established from Eq. (41). Thus, for the lower limit in N_k to be robust, i.e., relatively independent of the reheating period details, we must adopt $w_a \rightarrow 0$ in Eq. (63).¹⁸ In this case, the expression (63) is rewritten as

$$\left[\frac{\exp\left(\frac{16}{3}\delta_c N_k\right) - 1}{\delta_c \exp\left(\frac{8}{3}\delta_c N_k\right)} \right] \exp \left\{ -3 \left[58.62 - N_k + \frac{1}{2} \ln \left(\frac{\delta_c \exp\left(\frac{8}{3}\delta_c N_k\right)}{\exp\left(\frac{16}{3}\delta_c N_k\right) - 1} \right) \right] \right\} \gtrsim 10^{-5}. \quad (65)$$

Table II shows lower limits of N_k for different values of α_0 .

We see from Tables I and II that for $\alpha_0 \leq 10^{-3}$, the variation of N_k is at most 0.7. Therefore, based on these tables and considering the maximum variation allowed for N_k , we adopt the following range for the number of e-folds:

$$49 \leq N_k \leq 56. \quad (66)$$

Although it is not a very restrictive range, it was obtained from very general considerations. In this sense, the above result

¹⁶ The debate over the range of allowable values for ξ is complex and is directly related to the stability of the Higgs field at high energies. This analysis depends on several factors such as the mass value of the top quark and the running coupling of ξ in a Friedmann background [54, 55].

¹⁷ Recovering the units, we have $\log\left(\frac{k}{a_0 T_0}\right) = \ln\left(\frac{k c \hbar}{a_0 T_0 k_B}\right) = -61.861$.

¹⁸ Note that when $w_a \rightarrow 0$, the thermalization process proceeds as slowly as possible.

Table II. Minimum values for N_k considering different values of α_0 . As in the previous case, α_0 is limited by $\alpha_0 \lesssim 10^{-3}$.

α_0	δ_c	N_k
0	0	50.13
10^{-5}	1.85×10^{-3}	50.12
10^{-4}	5.8×10^{-3}	50.05
5×10^{-4}	1.3×10^{-2}	40.75
10^{-3}	1.83×10^{-2}	49.44

is quite robust and little dependent on the details of the reheating, radiation and matter eras that characterize the post-inflationary universe. This range of N_k will be used in the next sections.

B. Constraints obtained from CMB anisotropies

One of the main motivations for the inflationary paradigm is the generation of causally connected initial fluctuations that provide the initial conditions for the structure formation process. These fluctuations arise from the quantization of the metric and inflaton field(s) perturbations [4, 56].

In most cases, the relevant perturbations produced by inflationary models are the scalar and tensor ones. While the scalar perturbations are responsible for generating the primordial inhomogeneities, the tensor ones (gravitational waves) carry information directly from the inflationary period. In the simplest models involving only a canonical scalar field minimally coupled with general relativity¹⁹, the scalar and tensor perturbations are dominantly characterized by four parameters: scalar and tensor amplitudes A_s and A_t , respectively; and scalar and tensor spectral indices, n_s and n_t respectively. Of these four parameters, only three are independent, since n_t can be written as a combination of A_s and A_t .

From the point of view of current observations, the anisotropies in the CMB measure scalar quantities and establish an upper limit for tensor quantities [2, 35]. In this context, it is convenient to describe the upper constraint with the tensor-scalar ratio $r \equiv A_t/A_s$.

In the slow-roll leading-order, we have [53, 57]

$$n_s = 1 + \eta - 2\epsilon \text{ and } r = 16\epsilon, \quad (67)$$

where ϵ and η are the slow-roll parameters²⁰. For the proposed model, ϵ and η are given in Eqs. (35) and (36) and therefore they depend on the number of e-folds N_k and the parameter $\alpha_0 \approx 3\delta_c^2$.

Figure 3 shows the parameter space $n_s \times r$ containing the observational constraints (blue) obtained from Ref. [35] and the theoretical evolution of the model (light green) obtained from Eq. (67). The analysis is done considering the interval in Eq. (66) for the number of e-folds.

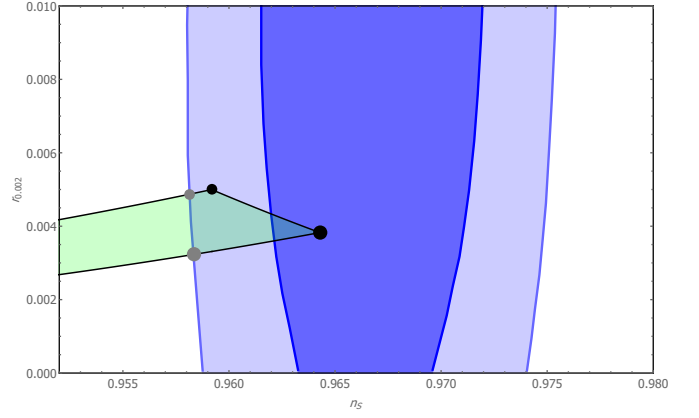


Figure 3. The blue contours correspond to 68% and 95% C.L. constraints on $n_s \times r$ given by Planck plus BICEP3/Keck plus BAO data [35]. The black circles represent Starobinsky model ($\alpha_0 = 0$) for $N_k = 49$ (smaller one) and $N_k = 56$ (bigger one). As α_0 increases the curves move to the left (light green region) decreasing the tensor-to-scalar ratio and the scalar tilt values. The grey circles represent the upper limits for α_0 associated with 95% C.L.. In this case, $N_k = 49$ corresponds to $\alpha_0 = 1.4 \times 10^{-5}$ and $r = 4.9 \times 10^{-3}$; and $N_k = 56$ corresponds to $\alpha_0 = 7.0 \times 10^{-5}$ and $r = 3.2 \times 10^{-3}$.

The black dots in Figure 3 represent the Starobinsky solution, where $\alpha_0 = 0$. As α_0 increases, the region predicted by the model (light green) shifts to the left and slightly downwards. The 95% C.L. is represented by the straight line joining the gray dots. This boundary establishes maximum values allowed for α_0 being the largest of them 7.0×10^{-5} . Thus, we can consider that the CMB observations upper limit the value of α_0 to 10^{-4} .

Similar results were obtained in Refs. [28, 32] by considering the R^3 term as a small correction to Starobinsky inflation.

C. Initial conditions

As shown in Section III, the existence of a maximum point in the potential limits the initial conditions that drive inflation. In this sense, the purpose of this Subsection is to estimate how severe this limitation is.

By studying the phase space, exemplified in Figure 2, we see that any set of initial conditions $(\chi_{ini}, \dot{\chi}_{ini})$ that reaches the attractor line to the right of the critical point $(\chi_c, 0)$ leads to a regime of accelerated expansion that never ends. Furthermore, we also note that the future dynamics of the scalar field χ depends essentially on the initial condition χ_{ini} . In fact, the near-vertical direction fields in Figure 2 imply that the value of $\dot{\chi}_{ini}$ has little influence on the subsequent dynamics of the field χ . Based on this observation, we can assume (approximately) that only an initial condition $\chi_{ini} < \chi_c$ leads to a physical inflation, that is, inflation with a graceful exit.

The limitation on χ_{ini} leads to a limitation on the curvature

¹⁹ This is exactly our case when described in Einstein's frame.

²⁰ The scalar amplitude A_s is given by Eq. (56).

scalar R_{ini} . In fact, by Eq. (4), we can write

$$R(\chi) = \zeta^4 \left(\frac{-1 + \sqrt{1 + 4\alpha_0(e^\chi - 1)}}{2\alpha_0} \right) M_{Pl}^2, \quad (68)$$

and so, $\chi = \chi_c$ results in a maximum value for the curvature scalar $R_{\max} = R(\chi_c)$ still consistent with a physical inflation. Therefore, whatever the pre-inflationary cosmological model, it must provide as an initial condition $R_{ini} < R_{\max}$.

Let's see next how R_{\max} depends on α_0 and N_k . Substituting Eqs. (16) and (57) into Eq. (68), we obtain

$$R_{\max}(\alpha_0, N_k) \simeq 1.4 \times 10^{-5} \alpha_0 \left[\frac{\exp\left(\frac{8}{3}\sqrt{\frac{\alpha_0}{3}}N_k\right)}{\exp\left(\frac{16}{3}\sqrt{\frac{\alpha_0}{3}}N_k\right) - 1} \right]^2 \times \left(\frac{-1 + \sqrt{1 + 12\alpha_0 + 4\sqrt{3\alpha_0}}}{2\alpha_0} \right) M_{Pl}^2.$$

As α_0 decreases, R_{\max} increases and at the limit $\alpha_0 \rightarrow 0$ (Starobinsky), we obtain $R_{\max} \rightarrow \infty$. In the following table, we show R_{\max} for different values of α_0 considering $N_k = 49$ and $N_k = 56$:

Table III. Values of R_{\max} varying α_0 to $N_k = 49$ and $N_k = 56$. Due to the results of Section V B, we consider $\alpha_0 \leq 10^{-4}$. Note that for $\alpha_0 \sim 10^{-18}$, the quantity R_{\max} reaches the Planck scale.

α_0	$R_{\max}^{49}(M_{Pl}^2)$	$R_{\max}^{56}(M_{Pl}^2)$
0	∞	∞
10^{-18}	1.07	0.82
10^{-5}	3×10^{-7}	2×10^{-7}
10^{-4}	9×10^{-8}	6×10^{-8}

The probabilistic analysis that determines whether a generic R_{ini} produces physical inflation is not trivial. In fact, this analysis depends on the probability distribution of the curvature scalar in pre-inflationary models. However, if a uniform distribution is assumed for R_{ini} , the results in Table III indicate severe limitations for the allowed initial conditions. For example, for $\alpha_0 \sim 10^{-5}$, we must have $R_{ini} \lesssim 10^{-7} M_{Pl}^2$, which corresponds to a probability of 10^{-5} % that a generic R_{ini} leads to a physical inflationary regime²¹. This probability increases as α_0 decreases. However, for very small α_0 , the R^3 term in the action becomes negligible and the model essentially behaves like the Starobinsky one. Note that this kind of limitation can be avoided if the pre-inflationary model has some dynamic mechanism that delays the start of inflation such that R_{ini} is always smaller than R_{\max} .

In addition to an upper limit, the initial condition R_{ini} also has a lower limit related to the need for a sufficiently long inflationary period N . In fact, due to the constraint (66), the inflationary regime must satisfy the condition $N > N_k$. By

understanding the restrictions imposed by this condition, let us consider the region of the attractor line where physical inflation occurs. We know that the total "length" of this region is $\chi_c - \chi_e$ where χ_e is given by Eq. (49). On the other hand, we can select a sub-region in which the number of e-folds is greater than or equal to a fixed N_k . The length of this sub-region is given by $\chi_c - \chi_k$. So we define a probability function

$$P(\alpha_0, N_k) = \frac{\chi_c - \chi_k}{\chi_c - \chi_e}, \quad (69)$$

which (approximately) measures how likely arbitrary initial conditions lead to an inflation with a number of e-folds N greater than or equal to N_k . Note that in this analysis, we are excluding the entire set of initial conditions that lead χ to the attractor line to the right side of the critical point $(\chi_c, 0)$. See Figure 2 for details.

Substituting Eqs. (16), (34) and (49) into Eq. (69), we get

$$P(\alpha_0, N_k) \approx \frac{\ln \left[\frac{\exp\left(\frac{8N_k}{3}\sqrt{\frac{\alpha_0}{3}}\right) + 1}{\exp\left(\frac{8N_k}{3}\sqrt{\frac{\alpha_0}{3}}\right) - 1} \right]}{\ln \left(\frac{6 - 3\sqrt{3}}{\sqrt{\alpha_0}} \right)}. \quad (70)$$

In Table IV, we calculate $P(\alpha_0, N_k)$ for different values of α_0 considering $N_k = 49$ and $N_k = 56$:

Table IV. Probability $P(\alpha_0, N_k)$ for different values of α_0 with $N_k = 49$ and $N_k = 56$. Again, we consider $\alpha_0 \leq 10^{-4}$.

α_0	$P(\alpha_0, 49)$	$P(\alpha_0, 56)$
0	∞	∞
10^{-18}	0.83	0.83
10^{-5}	0.38	0.36
10^{-4}	0.23	0.21

The results in Table IV show that the probability of obtaining an inflationary period with at least N_k e-folds increases as α_0 decreases. Even so, for $\alpha_0 \sim 10^{-5}$ this probability does not reach 40%.

The conclusion of the analysis carried out in this section is the following: the presence of an R^3 term as a correction to the Starobinsky model qualitatively changes the initial characteristics of inflation. If without the R^3 term (almost) any initial condition leads to an inflationary regime, with it, some kind of fine-tuning is necessary. The accuracy of this fine-tuning is highly uncertain and depends on the probabilistic structure of the pre-inflationary model. Even so, the attractive idea of chaotic inflation [4, 9] is lost with the inclusion of the R^3 term regardless of the value of α_0 . In this sense, we can state that the R^3 term is disadvantaged as a possible correction to Starobinsky inflation.

VI. FINAL COMMENTS

In this paper, motivated by the success of the Starobinsky model in providing a consistent inflationary regime supported

²¹ For this estimate, we consider that R_{ini}/M_{Pl}^2 has an equal probability of assuming a value between 0 and 1. The upper limit of 1 takes into account the ignorance of the theory of gravitation on the Planck scale.

by the most current observational data, we propose an extension to it characterized by adding the higher-order term R^3 in the action.

We developed a complete study within the cosmological background. We analyzed the potential and the phase space of the model so that we observed the existence of three regions with different dynamics for the scalar field χ . Such analysis enabled us to qualitatively verify that the introduction of the R^3 term in Starobinsky's action restricts the initial conditions that lead the system to a physical inflation. We described the dynamics of the scalar field in each of the three regions, namely, the asymptotic region for $V(\chi) \rightarrow 0$ when $\chi \gg 1$, the plateau region, where the slow-roll inflationary regime occurs, and the region where the reheating phase takes place. While the dynamics along the plateau enabled us to build the quantities with which we can compare the model with the observations, the reheating phase together with the minimal hypothesis of the usual couplings between the standard matter fields and gravity allowed us to obtain a restrictive range for the number of e-folds of inflation. Thus, we duly confronted the model with observational data from Planck, BICEP3/Keck, and BAO. We saw that as the parameter α_0 increases, the region in space $n_s \times r$ predicted by the model shifts to the left and slightly downwards. Furthermore, we can consider that observations from CMB anisotropies upper limit the value of α_0 to 10^{-4} .

We concluded with the discussion about the limitation that the inclusion of an R^3 term imposes on the initial conditions: while in the Starobinsky model, practically any initial conditions lead the system to an inflationary regime, the inclusion of such a term causes the need for fine-tuning. This strongly restricts the initial conditions capable of leading the system to physical inflation, and the concept of chaotic inflation is lost for a non-negligible value of α_0 . Therefore, the inclusion of an R^3 term as a higher-order correction to Starobinsky gravity is not favored by the inflationary paradigm.

ACKNOWLEDGMENTS

G. Rodrigues-da-Silva thanks CAPES/UFRN-RN (Brazil) for financial support, J. Bezerra-Sobrinho thanks PIBIC CNPq/UFRN-RN (Brazil) for financial support and L. G. Medeiros acknowledges CNPq-Brazil (Grant No. 308380/2019-3) for partial financial support.

Appendix A: Einstein's frame

In this appendix, we rewrite the action

$$S = \frac{M_{Pl}^2}{2} \int d^4x \sqrt{-g} \left(R + \frac{1}{2\kappa_0} R^2 + \frac{\alpha_0}{3\kappa_0^2} R^3 \right), \quad (A1)$$

in Einstein's frame.

We start by writing a second action in the form

$$\bar{S} = \frac{M_{Pl}^2}{2} \int d^4x \sqrt{-g} \left[\kappa_0 \left(\lambda + \frac{1}{2} \lambda^2 + \frac{\alpha_0}{3} \lambda^3 \right) + \mu \left(\frac{R}{\kappa_0} - \lambda \right) \right], \quad (A2)$$

where μ is a Lagrange multiplier. By taking the variation with respect to μ , we obtain

$$\lambda = \frac{R}{\kappa_0},$$

which shows that $S = \bar{S}$. Furthermore, taking the variation with respect to λ we have

$$\mu = \kappa_0 (1 + \lambda + \alpha_0 \lambda^2). \quad (A3)$$

The next step is inverting Eq. (A3) and get λ as a function of μ . By rewriting (A3), we get the quadratic equation

$$\alpha_0 \lambda^2 + \lambda + 1 - \frac{\mu}{\kappa_0} = 0,$$

whose solution is

$$\lambda_{\pm} = \frac{-1 \pm \sqrt{1 - 4\alpha_0 \left(1 - \frac{\mu}{\kappa_0}\right)}}{2\alpha_0}.$$

For the limit $\alpha_0 \rightarrow 0$ to be well defined, we must choose the positive sign. Thus

$$\lambda = \frac{-1 + \sqrt{1 - 4\alpha_0 (1 - \bar{\mu})}}{2\alpha_0},$$

where we define $\bar{\mu} \equiv \mu/\kappa_0$. Then we must substitute λ in Eq. (A2). So, using the quadratic equation itself, we obtain

$$\bar{S} = \frac{M_{Pl}^2}{2} \int d^4x \sqrt{-g} \left\{ \bar{\mu} R - \kappa_0 \lambda \left[\frac{2}{3} (\bar{\mu} - 1) - \frac{1}{6} \lambda \right] \right\}.$$

By working only with the term that depends on λ , we can get

$$\lambda \left[\frac{2}{3} (\bar{\mu} - 1) - \frac{1}{6} \lambda \right] = -\frac{1}{24\alpha_0^2} \left(-1 + \sqrt{1 - 4\alpha_0 (1 - \bar{\mu})} \right) \left[-1 + 8\alpha_0 (1 - \bar{\mu}) + \sqrt{1 - 4\alpha_0 (1 - \bar{\mu})} \right].$$

Therefore,

$$\bar{S} = \frac{M_{Pl}^2}{2} \int d^4x \sqrt{-g} \left\{ \bar{\mu} R + \frac{\kappa_0}{24\alpha_0^2} \left(-1 + \sqrt{1 - 4\alpha_0 (1 - \bar{\mu})} \right) \left[-1 + 8\alpha_0 (1 - \bar{\mu}) + \sqrt{1 - 4\alpha_0 (1 - \bar{\mu})} \right] \right\}.$$

Then we must carry out the transformations

$$\bar{\mu} = e^\chi \text{ and } \bar{g}_{\mu\nu} = e^\chi g_{\mu\nu},$$

in the action \bar{S} . By using the results of appendix D of Ref. [58], concerning the change in Ricci tensor and scalar curvature due to a conformal transformation, we get

$$\begin{aligned} \bar{S} = \frac{M_{Pl}^2}{2} \int d^4x \sqrt{-\bar{g}} & \left\{ \bar{R} - \frac{3}{2} e^{-\chi} g^{\alpha\beta} \partial_\alpha \chi \partial_\beta \chi + 3e^{-2\chi} \square e^\chi + \right. \\ & \left. + \frac{\kappa_0 e^{-2\chi}}{24\alpha_0^2} \left(-1 + \sqrt{1 - 4\alpha_0(1 - e^\chi)} \right) \left[-1 + 8\alpha_0(1 - e^\chi) + \sqrt{1 - 4\alpha_0(1 - e^\chi)} \right] \right\}. \end{aligned}$$

Furthermore,

$$e^{-2\chi} \square e^\chi = e^{-2\chi} \nabla_\rho \nabla^\rho e^\chi = \frac{1}{\sqrt{-\bar{g}}} \partial_\rho (g^{\rho\nu} \sqrt{-g} \partial_\nu e^\chi),$$

is a surface term and it can be neglected. Thus,

$$\bar{S} = \frac{M_{Pl}^2}{2} \int d^4x \sqrt{-\bar{g}} \left\{ \bar{R} - \frac{3}{2} \bar{\partial}^\beta \chi \bar{\partial}_\beta \chi + \frac{\kappa_0 e^{-2\chi}}{24\alpha_0^2} \left(-1 + \sqrt{1 - 4\alpha_0(1 - e^\chi)} \right) \left[-1 + 8\alpha_0(1 - e^\chi) + \sqrt{1 - 4\alpha_0(1 - e^\chi)} \right] \right\}.$$

We can write this expression as

$$S(\bar{g}_{\mu\nu}, \chi) = \frac{M_{Pl}^2}{2} \int d^4x \sqrt{-\bar{g}} \left[\bar{R} - 3 \left(\frac{1}{2} \bar{\partial}^\rho \chi \bar{\partial}_\rho \chi + V(\chi) \right) \right],$$

with

$$V(\chi) = \frac{\kappa_0}{72\alpha_0^2} e^{-2\chi} \left(1 - \sqrt{1 - 4\alpha_0(1 - e^\chi)} \right) \left[-1 + 8\alpha_0(1 - e^\chi) + \sqrt{1 - 4\alpha_0(1 - e^\chi)} \right].$$

It is interesting noting that the Starobinsky limit $\alpha_0 \rightarrow 0$ is well defined. It follows that

$$\lim_{\alpha_0 \rightarrow 0} V(\chi) = \frac{\kappa_0}{6} (1 - e^{-\chi})^2,$$

as expected.

-
- | | |
|---|--|
| <p>[1] A. H. Guth, <i>Phys. Rev.</i> D23, 347 (1981), [Adv. Ser. Astrophys. Cosmol.3,139(1987)].</p> <p>[2] Y. Akrami <i>et al.</i> (Planck), (2018), arXiv:1807.06211 [astro-ph.CO].</p> <p>[3] A. D. Linde, <i>Quantum Cosmology</i>, <i>Phys. Lett.</i> 108B, 389 (1982), [Adv. Ser. Astrophys. Cosmol.3,149(1987)].</p> <p>[4] V. Mukhanov, <i>Physical Foundations of Cosmology</i> (Cambridge University Press, 2005).</p> <p>[5] S. Weinberg, <i>Cosmology</i> (Oxford University Press, 2008) pp. 201–217.</p> <p>[6] A. D. Linde, <i>Phys. Rev.</i> D49, 748 (1994), arXiv:astro-ph/9307002 [astro-ph].</p> <p>[7] D. Wands, <i>22nd IAP Colloquium on Inflation + 25: The First 25 Years of Inflationary Cosmology Paris, France, June 26–30, 2006</i>, <i>Lect. Notes Phys.</i> 738, 275 (2008), arXiv:astro-ph/0702187 [ASTRO-PH].</p> <p>[8] J. Martin, C. Ringeval, and V. Vennin, <i>Physics of the Dark Universe</i> 5-6, 75 (2014), hunt for Dark Matter.</p> | <p>[9] A. D. Linde, <i>Phys. Lett. B</i> 129, 177 (1983).</p> <p>[10] K. Freese, J. A. Frieman, and A. V. Olinto, <i>Phys. Rev. Lett.</i> 65, 3233 (1990).</p> <p>[11] F. L. Bezrukov and M. Shaposhnikov, <i>Phys. Lett. B</i> 659, 703 (2008), arXiv:0710.3755 [hep-th].</p> <p>[12] A. Starobinsky, <i>Physics Letters B</i> 91, 99 (1980).</p> <p>[13] S. Gottlöber, V. Müller, and A. A. Starobinsky, <i>Phys. Rev. D</i> 43, 2510 (1991).</p> <p>[14] R. Myrzakulov, S. D. Odintsov, and L. Sebastiani, <i>Phys. Rev. D</i> 91, 083529 (2015).</p> <p>[15] M. M. Ivanov and A. A. Tokareva, <i>JCAP</i> 12, 018 (2016), arXiv:1610.05330 [hep-th].</p> <p>[16] A. Salvio, <i>Eur. Phys. J. C</i> 77, 267 (2017), arXiv:1703.08012 [astro-ph.CO].</p> <p>[17] R. R. Cuzinatto, L. G. Medeiros, and P. J. Pompeia, <i>JCAP</i> 1902, 055 (2019), arXiv:1810.08911 [gr-qc].</p> <p>[18] R. Utiyama and B. S. DeWitt, <i>Journal of Mathematical Physics</i> 3, 608 (1962), https://doi.org/10.1063/1.1724264.</p> |
|---|--|

- [19] K. S. Stelle, *Phys. Rev. D* **16**, 953 (1977).
- [20] G. 't Hooft and M. Veltman, *Annales de l'I.H.P. Physique théorique* **20**, 69 (1974).
- [21] F. Sbisà, *Eur. J. Phys.* **36**, 015009 (2015), [arXiv:1406.4550 \[hep-th\]](#).
- [22] T. P. Sotiriou and V. Faraoni, *Rev. Mod. Phys.* **82**, 451 (2010).
- [23] S. Gottlober, H. J. Schmidt, and A. A. Starobinsky, *Class. Quant. Grav.* **7**, 893 (1990).
- [24] S. Capozziello and M. De Laurentis, *Phys. Rept.* **509**, 167 (2011), [arXiv:1108.6266 \[gr-qc\]](#).
- [25] R. R. Cuzinatto, C. A. M. de Melo, L. G. Medeiros, and P. J. Pompeia, *Phys. Rev. D* **93**, 124034 (2016), [Erratum: *Phys. Rev. D* **98**, no. 2, 029901 (2018)], [arXiv:1603.01563 \[gr-qc\]](#).
- [26] L. Amendola, A. Battaglia Mayer, S. Capozziello, F. Occhionero, S. Gottlober, V. Muller, and H. J. Schmidt, *Class. Quant. Grav.* **10**, L43 (1993).
- [27] M. Iihoshi, *JCAP* **1102**, 022 (2011), [arXiv:1011.3927 \[hep-th\]](#).
- [28] Q.-G. Huang, *JCAP* **02**, 035 (2014), [arXiv:1309.3514 \[hep-th\]](#).
- [29] T. Asaka, S. Iso, H. Kawai, K. Kohri, T. Noumi, and T. Terada, *PTEP* **2016**, 123E01 (2016), [arXiv:1507.04344 \[hep-th\]](#).
- [30] S. Pi, Y.-l. Zhang, Q.-G. Huang, and M. Sasaki, *JCAP* **05**, 042 (2018), [arXiv:1712.09896 \[astro-ph.CO\]](#).
- [31] A. R. R. Castellanos, F. Sobreira, I. L. Shapiro, and A. A. Starobinsky, *JCAP* **1812**, 007 (2018), [arXiv:1810.07787 \[gr-qc\]](#).
- [32] D. Y. Cheong, H. M. Lee, and S. C. Park, *Phys. Lett. B* **805**, 135453 (2020), [arXiv:2002.07981 \[hep-ph\]](#).
- [33] P. A. Cano, K. Fransen, and T. Hertog, *Phys. Rev. D* **103**, 103531 (2021), [arXiv:2011.13933 \[hep-th\]](#).
- [34] J. Chojnacki, J. Krawiec, J. H. Knapisz, O. Slowik, and A. Strag, *JCAP* **04**, 076 (2021), [arXiv:2101.00866 \[gr-qc\]](#).
- [35] P. A. R. Ade *et al.* (BICEP/Keck), *Phys. Rev. Lett.* **127**, 151301 (2021), [arXiv:2110.00483 \[astro-ph.CO\]](#).
- [36] L. Kofman, A. D. Linde, and A. A. Starobinsky, *Phys. Rev. D* **56**, 3258 (1997), [arXiv:hep-ph/9704452](#).
- [37] B. A. Bassett, S. Tsujikawa, and D. Wands, *Rev. Mod. Phys.* **78**, 537 (2006), [arXiv:astro-ph/0507632](#).
- [38] M. A. Amin, M. P. Hertzberg, D. I. Kaiser, and J. Karouby, *Int. J. Mod. Phys. D* **24**, 1530003 (2014), [arXiv:1410.3808 \[hep-ph\]](#).
- [39] K. D. Lozanov, (2019), [arXiv:1907.04402 \[astro-ph.CO\]](#).
- [40] M. S. Turner, *Phys. Rev. D* **28**, 1243 (1983).
- [41] L. Husdal, *Galaxies* **4**, 78 (2016), [arXiv:1609.04979 \[astro-ph.CO\]](#).
- [42] K. D. Lozanov and M. A. Amin, *Phys. Rev. D* **97**, 023533 (2018).
- [43] D. Maity and P. Saha, *Journal of Cosmology and Astroparticle Physics* **2019**, 018 (2019).
- [44] P. Saha, S. Anand, and L. Sriramkumar, *Phys. Rev. D* **102**, 103511 (2020).
- [45] J. B. Munoz and M. Kamionkowski, *Phys. Rev. D* **91**, 043521 (2015), [arXiv:1412.0656 \[astro-ph.CO\]](#).
- [46] S. S. Mishra, V. Sahni, and A. A. Starobinsky, *JCAP* **05**, 075 (2021), [arXiv:2101.00271 \[gr-qc\]](#).
- [47] E. W. Kolb and M. S. Turner, *The Early Universe*, Vol. 69 (1990).
- [48] D. Gorbunov and A. Tokareva, *JCAP* **12**, 021 (2013), [arXiv:1212.4466 \[astro-ph.CO\]](#).
- [49] N. Bernal, J. Rubio, and H. Veermäe, *JCAP* **10**, 021 (2020), [arXiv:2006.02442 \[hep-ph\]](#).
- [50] C. G. Callan, S. Coleman, and R. Jackiw, *Annals of Physics* **59**, 42 (1970).
- [51] S. Alekhin *et al.*, (2015), [arXiv:1512.05194 \[hep-ph\]](#).
- [52] N. Aghanim *et al.* (Planck), *Astron. Astrophys.* **641**, A6 (2020), [Erratum: *Astron. Astrophys.* **652**, C4 (2021)], [arXiv:1807.06209 \[astro-ph.CO\]](#).
- [53] D. Baumann, *PoS TASI2017*, 009 (2018), [arXiv:1807.03098 \[hep-th\]](#).
- [54] M. Herranen, T. Markkanen, S. Nurmi, and A. Rajantie, *Phys. Rev. Lett.* **115**, 241301 (2015), [arXiv:1506.04065 \[hep-ph\]](#).
- [55] T. Markkanen, A. Rajantie, and S. Stopyra, *Front. Astron. Space Sci.* **5**, 40 (2018), [arXiv:1809.06923 \[astro-ph.CO\]](#).
- [56] V. Mukhanov, H. Feldman, and R. Brandenberger, *Physics Reports* **215**, 203 (1992).
- [57] C. Longden, *Universe* **3**, 17 (2017), [arXiv:1702.00206 \[astro-ph.CO\]](#).
- [58] R. M. Wald, *General relativity*, first edition ed. (University of Chicago Press, 1984).