

From classical to quantum regime of topological surface states via defect engineering

Maryam Salehi, Xiong Yao and Seongshik Oh*

Abstract: Since the notion of topological insulator (TI) was envisioned in late 2000s, topology has become a new paradigm in condensed matter physics. Realization of topology as a generic property of materials has led to numerous predictions of topological effects. Although most of the classical topological effects, directly resulting from the presence of the spin-momentum-locked topological surface states (TSS), were experimentally confirmed soon after the theoretical prediction of TIs, many topological quantum effects remained elusive for a long while. It turns out that native defects, particularly interfacial defects, have been the main culprit behind this impasse. Even after quantum regime is achieved for the bulk states, TSS still tends to remain in the classical regime due to high density of interfacial defects, which frequently donate mobile carriers due to the very nature of the topologically-protected surface states. However, with several defect engineering schemes that suppress these effects, a series of topological quantum effects have emerged including quantum anomalous Hall effect, quantum Hall effect, quantized Faraday/Kerr rotations, topological quantum phase transitions, axion insulating state, zeroth-Landau level state, etc. Here, we review how these defect engineering schemes have allowed topological surface states to pull out of the murky classical regime and reveal their elusive quantum signatures, over the past decade.

I. Introduction

Abstract ideas in mathematics have often played a major role in our understanding of the physical world. Over the past decade and a half, the notion of topology was used to predict a new phase of matter, now known as a topological insulator (TI), with an insulating bulk and unusual metallic surfaces¹⁻⁷. Unlike the related quantum Hall system, which requires broken time reversal symmetry (TRS), the band structures of TIs are protected by TRS. In three dimensions, both weak and strong topological insulators, differentiated by the number of Dirac cones (even or odd) on each surface, exist. In this review, we will discuss the latter, which we abbreviate simply as TI from here on. TIs possess electronic bulk bands with fundamentally different topology than their trivial counterparts, a characteristic that originates from spin-orbit-interaction-induced band inversion. The non-trivial topology of TIs is manifested by the existence of an odd number of gapless metallic surface states that exist at the interfaces between TIs and trivial insulators (including vacuum). These topological surface states (TSS) are protected against strong localization by TRS and host Dirac-like fermions whose spin and momentum are locked to each other. These features of TSS make TIs important for exploration of various new physics and applications.

In 2008, a topologically nontrivial phase was first discovered in the $\text{Bi}_{1-x}\text{Sb}_x$ alloy system using angle resolved photoemission spectroscopy (ARPES) and scanning tunneling spectroscopy (STS)^{6,8-11}. This first-generation TI had a small bulk band gap and a complicated TSS band structure with five Dirac cones per surface. The focus of TI research has since shifted to chalcogenide compounds. The family of pnictogen chalcogenide compounds Bi_2Se_3 , Bi_2Te_3 , and Sb_2Te_3 were theoretically predicted^{12,13} and subsequently observed by ARPES¹⁴⁻¹⁸ and scanning tunneling spectroscopy/microscopy (STS/STM)¹⁹⁻²³ to be TIs. These compounds have a relatively large bulk band gap and a single TSS per surface, making them an excellent platform for the theoretical and experimental study of topological phases. An ideal TI has a

fully insulating bulk so that only the TSS partake in electrical conduction. It was soon realized, however, that these chalcogenide TIs have a highly conducting bulk due to crystal defects. The conducting bulk masks TSS conduction and impedes exploration of new physics and applications specifically attributed to TSS conduction. Therefore, a major focus in TI research has been to suppress this parasitic bulk conduction and realize TSS-dominated transport with proper defect engineering schemes.

Historically, defect engineering played key roles in bringing about major materials advancements, leading both to the observation of numerous novel phenomena and toward profound technological applications. Defect engineering consists of tailoring material's properties through different growth methodologies, such as impurity addition/alloying, intercalation, compensation doping, remote/modulation doping (to avoid impurity-induced scattering), and interface engineering. Success stories range from realizing exotic states of matter such as the fractional quantum Hall system to creating ubiquitous technologies such as complementary metal-oxide-semiconductor (CMOS) transistors. The fractional quantum Hall effect, awarded the 1998 Nobel prize, was first observed in a 2-dimensional electron gas (2DEG) formed with interface-engineered and modulation-doped GaAs/AlGaAs films²⁴⁻²⁶. The CMOS transistors, billions of which are crammed into modern computing chips, function based on gating a combination of n- and p-doped Si. The long sought-after blue light emitting diode (LED), awarded the 2014 Physics Nobel prize, required development of special interface engineering and doping schemes on GaN/AlGaN layers²⁷⁻²⁹.

Likewise, similar defect engineering strategies were applied to TI systems to suppress the bulk and surface defects that have plagued both thin films and bulk crystals. Efforts include field effect modulation³⁰⁻³⁹, growth of thin films with high surface to volume ratio on various substrates^{30,40-43}, compensation doping as well as intercalation^{44,45}, growth of ternary⁴⁶⁻⁵³ and

quaternary⁵⁴⁻⁵⁶ compounds derived from parent materials, and more recently, growth of TI thin films on an optimized buffer-layer through interface-engineering⁵⁷. With these various defect-engineering techniques, the TI systems have evolved from bulk-dominant and conducting bulk⁵⁸, to TSS-dominant yet with conducting bulk⁴², to TSS-only yet in the classical regime with insulating bulk⁴⁵, and finally to TSS-only in the quantum regime with insulating bulk^{57,59,60}. With these developments, a plethora of novel phenomena in both classical and quantum regime of TSS have been discovered, including the quantum anomalous Hall effect⁶¹⁻⁶⁵ and its transition to an insulator^{66,67}, the quantum Hall effect^{57,68,69,70} and its transition to a Hall insulator⁶⁰, the axion insulator⁷¹⁻⁷⁵, quantized Faraday and Kerr rotation^{76,77}, a finite-size driven topological and metal-insulator transitions⁷⁸, and the possible observation of chiral Majorana modes^{79,80} as a potential platform for topological quantum computation⁸¹.

Here, we review these developments in bulk crystals and thin films of chalcogenide TIs toward quantum regime of TSS, emphasizing the critical role of defect engineering in these efforts. In section II, we discuss the bulk conduction problem in Bi₂Se₃, Bi₂Te₃, and Sb₂Te₃, with particular focus on transport measurements of Bi₂Se₃ films on various substrates. Section III covers the efforts in materials engineering and success in suppressing bulk conduction through doping and growth of ternary and quaternary compounds. In particular, the critical role of interface engineering will be discussed on the way toward the extreme quantum regime of TSS. In section IV we will discuss observation of various quantum effects in TIs and magnetic TIs, made available via various defect engineering schemes. Finally, in section V we will conclude with outlook towards the future of TI research.

II. Bulk conduction problem in topological insulators

The heavy pnictide chalcogenides, materials in the form of A₂X₃, are layered compounds with a rhombohedral structure. The layers are arranged along the *c*-axis direction in the five atomic

layer-thick sequence X–A–X–A–X (A: Sb/Bi, X: Se/Te), which comprises quintuple layer (QL; 1 QL \approx 1 nm; one unit-cell is composed of three QLs) where van der Waals forces bond adjoining QLs. These 3D TI materials, which are also known for being good thermo-electrics, possess simple TSS band structure with a single Dirac cone centered at Γ point of the Brillouin zone. Bi₂Se₃ (lattice constant of 4.14Å) and Sb₂Te₃ (lattice constant of 4.25Å) have their Dirac point within the bulk bandgap, while the Dirac point in Bi₂Te₃ (lattice constant of 4.38Å) lies beneath the top of bulk valence band, which makes it intrinsically impossible to probe physics near the Dirac point in this material¹⁵. All these materials have sizeable bulk bandgap in the range of a few hundred meVs, making them suitable even for room-temperature applications^{82,83}.

It is known that these materials are (naturally) heavily doped due to crystal defects, such as vacancies and anti-site defects. Bi₂Se₃ and Sb₂Te₃ are naturally n- and p-type, respectively, while Bi₂Te₃ can be either p- or n-type depending on the growth conditions and defect types (vacancies or anti-sites). This native doping effect pushes the Fermi level (E_F) to bulk conduction (n-type) or valence (p-type) band, making their bulk states conducting. Furthermore, extra interfacial defects tend to form bulk-derived two dimensional electron gas (2DEG) near the surfaces⁸⁴⁻⁸⁸. These 2DEGs along with bulk conduction channels compete with the TSS and make it difficult to detect TSS via transport.

Bulk crystals of Bi₂Te₃, Bi₂Se₃, and Sb₂Te₃ are usually grown by modified Bridgeman technique^{46,52,68,89,90}. In bulk Bi₂Se₃, for example, by varying Se:Bi ratio and temperature, crystals with wide range of bulk carrier density from 10¹⁶ to 10²⁰ cm⁻³ can be grown. However, even in the crystals with lowest bulk carrier concentration of 10¹⁶ cm⁻³, TSS conduction could not be unambiguously detected from transport measurements⁹¹. In fact, analysis of Shubnikov de Haas oscillations in samples with carrier density as low as 10¹⁷ cm⁻³ showed that these oscillations came from bulk rather than TSS⁹². Importantly, crystals from the same batch which

showed E_F lying in the bulk band gap from ARPES study, still showed SdH oscillations from the bulk state. Such apparent discrepancy was explained as the manifestation of upward bending of the bulk bands near the surface, which results due to E_F deep in the bulk lying in the bulk conduction band even though near the surface it lies in the bulk gap. The significant bulk conduction in even the lowest doped bulk crystals poses a considerable challenge in as-grown bulk crystals. This can be explained by calculating the Mott criterion^{84,93}. In principle, the defects that are embedded in the crystal form atom-like bound states with an effective Bohr radius $a_B = \epsilon \frac{m}{m^*} a_0$, where ϵ , m , m^* and a_0 are the dielectric constant of crystal, free electron mass, effective mass of bulk electrons in the crystal, and free space Bohr radius (≈ 0.05 nm), respectively. For the case of Se vacancy in Bi_2Se_3 , where $\epsilon \approx 110$ and $m^* \approx 0.15$ ⁹², a_B is almost 37 nm. As the number of vacancies increases, they begin to overlap, and the electrons bound to vacancies become mobile. When this number reaches the critical dopant density (N_C), where the mean spacing between the dopants becomes of the same order as the effective Bohr radius, a metal-to-insulator transition occurs⁹⁴. This critical value was quantified by Sir Neville Mott in 1960s as $N_C^{-\frac{1}{3}} \approx 4a_B$, which yields $N_C \approx 3 \times 10^{14} \text{ cm}^{-3}$ for Bi_2Se_3 ⁸⁴. Based on this, it is not surprising that all bulk crystals have conducting bulk states; even the lowest ever reported volume carrier density of $\sim 10^{16} \text{ cm}^{-3}$ in Bi_2Se_3 bulk crystals⁹¹, which is already two orders of magnitude higher than N_C , has a conducting bulk.

One natural solution for reducing the contribution from bulk is to thin the samples. In principle, this reduces the overall bulk carriers without affecting the TSS conduction except in ultrathin regime, where TSS becomes gapped due to hybridization⁹⁵. Thin specimen from bulk crystals can be obtained by cleaving and transferring them to an arbitrary substrate for transport measurement. However, such processes tend to introduce additional defects, which significantly raise the carrier density of thin specimen while lowering the carrier mobility. An

alternative way of obtaining thin films is to grow them on a substrate. Although both chemical and physical deposition methods have been used in the past, the latter has been more frequently used due to their clean growth environment and simplicity. In physical deposition, sputtering, pulsed laser deposition (PLD) and molecular beam epitaxy (MBE) can be used, but so far MBE has produced the highest quality TI thin films.

MBE offers a wide gamut of advantages over other thin film growth techniques. First, the ultra-high vacuum environment during growth helps minimize foreign defects in the film. Second, MBE allows for precise thickness, doping control, and hetero-structure engineering over a large area. Third, *in situ* analysis tools such as reflection high energy electron diffraction (RHEED) allows for real-time monitoring of the film growth. Fourth, the self-limited growth mode, made possible by the volatility of the chalcogens, guarantees perfect stoichiometry for binary chalcogenides with ease. Finally, being layered materials, these chalcogenides can be grown on a wide variety of substrates due to van der Waals epitaxy. Due to these benefits, significant number of TI thin films have been grown by MBE technique on various substrates⁹⁶⁻¹¹⁰. For instance, Bi₂Se₃, the most studied TI among the three chalcogenide compounds, has been grown on several substrates, such as Al₂O₃ (lattice mismatch of 15%)^{42,111,112}, Si (lattice mismatch of -7.3%)^{40,58}, GaAs (lattice mismatch of -3.4%)¹¹³⁻¹¹⁶, InP (lattice mismatch of 0.2%)¹¹⁷⁻¹¹⁹, CdS (lattice mismatch of -0.2%)¹²⁰, amorphous SiO₂ (complete lattice mismatch)^{41,121,122}, SiC (lattice mismatch of -26%)¹²³, graphene (lattice mismatch of -40.6%)^{43,124,125}, SrTiO₃ (lattice mismatch of 5.7%)^{30,126}, MoS₂ (lattice mismatch of 25%)¹²⁷, etc. However, all these films show much higher carrier-densities than are required for bulk insulating Bi₂Se₃ films. While various factors such as growth temperature, pressure, and cation to anion flux ratio play a role of varying degree in determining film quality, the choice of substrate itself seems to be the most important factor. For example, in Bi₂Se₃ films grown on Al₂O₃ (0001) substrate, high and constant carrier density ($n_{sheet} \approx 3-4 \times 10^{13} \text{ cm}^{-2}$) is observed in

a wide range of film thickness, suggesting dominance of two-dimensional conduction channel⁴². Such thickness-independent sheet carrier density implies that interfacial defects dominate over any bulk defects on the chemically inert Al₂O₃ substrates. Bansal *et al.*⁴² attributed this to combined effect of TSS and trivial 2DEG states. In contrast, carrier density in Bi₂Se₃ films grown on Si was found to scale with film thickness ($n_{sheet} \sim t^{0.5}$), suggesting significantly higher and varying bulk defect density in films grown in Si compared to those grown on Al₂O₃⁵⁸.

It is likely that such behavior stems from highly reactive nature of Si compared to Al₂O₃. In fact, the first MBE-growth of Bi₂Se₃ was on Bi terminated Si(111) substrate^{128,129} (by depositing a monolayer of a β -phase Bi as buffer-layer for Bi₂Se₃ growth), which was inspired by an earlier work by Wan *et al.*¹³⁰ in 1991 where depositing a monolayer of Bi on Si (111) yielded either 1/3 (α -phase) or a full monolayer (β -phase) coverage. An alternative way which gives a higher quality thin film with sharp interface is terminating the Si dangling bonds by exposing the Si substrate to Se flux above the Se-sticking temperature but substantially below the optimal growth temperature of Bi₂Se₃ to prevent chemical reaction between Si substrate and Se. In such a condition, only a monolayer of Se deposits on the Si surface and the excess Se desorbs without sticking (self-limited growth). Bi₂Se₃ film can then be grown on this Se treated surface in a two-step growth fashion where first, a thin seed-layer of Bi₂Se₃ (3QL) is grown at lower temperature. Then, by heating the sample to higher temperatures ($\sim 220^\circ\text{C}$), the crystallinity of this thin seed-layer gets continuously better, serving as a template for the following Bi₂Se₃ layers⁴⁰. Similar two-step growth scheme turns out to be also effective for other substrates as well⁴².

In conventional systems like GaAs, lattice matching of the substrate is the most stringent constraint on the film growth due to strong bonding between the film and the substrate. However, for chalcogenide TIs with their layered nature, chemical reactivity turns out to be more important than the lattice matching for the film quality. For example, Bi₂Se₃ films grown

on amorphous SiO₂ substrate led to lower carrier density and higher mobility than the films grown on Si substrate, highlighting the importance of chemical compatibility over lattice matching⁴¹. Similarly, Bi₂Se₃ films grown on near perfect lattice matched InP or CdS (only with 0.2% and -0.2% lattice mismatch, respectively) substrates were even worse than those grown on poorly-lattice matched substrates such as Al₂O₃. The strong chemical reaction at the interface is likely the main cause for the degraded electrical properties in the Bi₂Se₃ films grown on these lattice-matched, yet chemically ill-matched substrates^{119,120}. This conclusion is also supported by the observation that utilizing Se-sharing ZnCdSe buffer-layer on InP substrate led to much reduced sheet carrier density of $6\text{-}9 \times 10^{12} \text{ cm}^{-2}$ ¹³¹. Furthermore, the significant drop in sheet carrier density after separation of Bi₂Se₃ film from Al₂O₃ substrate (using wet etching) and transferring it onto a Si or an STO substrate confirmed that the interface is the major source of defects¹³². Eventually, these observations led to the development of chemically- and structurally-matched In₂Se₃-based buffer-layers followed by extremely high-mobility ($> 15,000 \text{ cm}^2\text{V}^{-1}\text{s}^{-1}$) and low-carrier density ($< 1 \times 10^{12} \text{ cm}^{-2}$) Bi₂Se₃ thin films, reported by Koirala, *et al*⁵⁷.

Lastly, in this section we discuss the relevant transport measurements in TI thin films. Significant amount of information about TIs can be extracted from low-temperature magnetoresistance measurements. The Hall effect along with magnetoresistance measurement provides carrier density, its type and mobility. Thickness-dependence of the carrier density tells about whether the channel is two- or three-dimensional in nature, as discussed above when comparing Bi₂Se₃ films grown on sapphire vs. silicon substrates. In samples with reasonably high mobility and small electron-hole puddle size, quantum oscillations show up. Such oscillations can give information about whether the oscillations arise from TSS, trivial 2DEG or bulk states. This is typically done by angle dependence of SdH oscillations and by deducing the phase of the oscillations. For TSS, which are Dirac-like electrons with π Berry phase, the oscillations result

in an additional phase of $\frac{1}{2}$ (in units of 2π). However, the phase is frequently found to be around midway between 0 and $\frac{1}{2}$, and this discrepancy has been normally attributed to Zeeman splitting resulting from high g-factor of electrons in Bi_2Se_3 ¹³³. However, using SdH oscillations to identify the TSS has fundamental limitations. First of all, SdH oscillations cannot fully distinguish between trivial 2DEG states and TSS, because due to interfacial Rashba effect even trivial 2DEG state can still exhibit non-zero Berry phase in their SdH oscillations. Moreover, unlike Hall effect, which detects all mobile channels, SdH oscillations can be observed only from high and uniform mobility channels. Frequently, the carrier densities detected with SdH oscillations are much smaller than those measured by Hall effect. In fact, many of the claimed TSSs observed by SdH oscillations in the literature are more consistent with the trivial 2DEG states than TSS^{42,134}. Only if the Fermi level is within the band gap both on the surface and in the bulk, and top and bottom surfaces have identically high mobilities, both SdH oscillations and Hall effect can probe TSS channels fully and consistently⁴⁵.

Another important transport property that can be used as a quantitative tool in TI thin films is weak anti-localization (WAL) effect. Weak anti-localization is the quantum correction to the classical conductance value in disordered systems with strong spin orbit coupling (SOC). The effect manifests itself as increase in conductance of the system with respect to its classical value due to destructive interference between time reversed partner electron waves, which lead to decreased probability for backscattering. In an applied magnetic field, the WAL effect diminishes quickly. In magnetoresistance measurements, this effect shows up as a cusp in resistance at zero field. While WAL is conventionally associated with strong SOC, which is present in TIs, a more powerful mechanism is responsible for the ubiquitous WAL observed in TIs. The Dirac surface states of TIs have a π Berry phase, so time-reversed paths always destructively interfere, and WAL is always observed. With the introduction of magnetic field, the phase coherence diminishes rapidly, and this shows up as a sharp increase in resistance

with magnetic field. In the two dimensional system (i.e. thickness $< l_\phi$), this qualitative description can be made quantitative by fitting the magneto-conductance data with Hikami-Larkin-Nagaoka (HLN) formula¹³⁵: $\Delta G(B) = \frac{\tilde{A}e^2}{2\pi h} [\ln(\frac{B\phi}{B}) - \Psi(\frac{1}{2} + \frac{B\phi}{B})]$, where \tilde{A} corresponds to the number of independent conducting channels in the system (i.e. \tilde{A} is 1 if there is a single channel). In TIs with conducting bulk, the usual scenario is that electrons/holes on the surface can couple to this bulk state, and therefore, the whole system acts like a single coherently coupled channel, resulting in $\tilde{A} = 1$ ^{30,42,58,126,134,136} which is far from the ideal value $\tilde{A} = 2$ for true TI films with two, top and bottom, surface states. If, on the other hand, the bulk is insulating or if one of the TSS is decoupled from the bulk, then this results in $\tilde{A} = 2$. For more details regarding WAL theory in TIs, we refer to ref.¹³⁷. In thin films whose bulk is insulating, yet whose TSS are coupled by tunneling through the bulk, the surface states again act as a single channel. In thin films, however, tunneling between the top and bottom surface states hybridizes their wave functions, opening a gap around the Dirac point and changing the Berry phase of the surface state bands. When the Fermi level is far from the gap, the system acts like a single WAL channel, resulting in $\tilde{A} = 1$. As the E_F approaches the gap, a crossover of the quantum corrections to weak localization (WL) has been observed¹³⁸. A crossover from WAL to WL also occurs when time reversal symmetry is broken through addition of magnetic dopant/layer^{139,140}.

Chen *et al.*¹⁴¹ and Steinberg *et al.*¹⁴² showed that upon depleting the bulk state near one surface using electrostatic gating, \tilde{A} gradually increases from 1 to 2. Later on, Brahlek *et al.* succeeded in achieving $\tilde{A} = 2$ in bulk insulating Cu-doped Bi₂Se₃ films without relying on gating⁴⁵. Brahlek *et al.* subsequently demonstrated that $\tilde{A} = 2$ can also be achieved by growing a tunable non-TI (Bi_{1-x}In_x)₂Se₃ layer between two TI Bi₂Se₃ layers¹⁴³. In this heterostructure, the non-TI layer, when tuned to an insulating phase beyond a critical thickness, fully decouples the top and bottom TI Bi₂Se₃ layers (each acting as a single channel), resulting in total 2

conducting channels. More recently, Shibayev et al. have further demonstrated that \tilde{A} scales nearly linearly with the number of interface pairs in MBE-grown superlattices of the TI Bi_2Se_3 /normal insulator In_2Se_3 ¹⁴⁴.

III. Defect engineering schemes for topological insulators

When it comes to TIs, there are two types of defects that need to be considered: bulk defects and surface defects. In principle, the Mott criterion gives critical information about the position of the Fermi level (E_F) deep inside the bulk. As we mentioned above, all the experimental transport data give bulk carrier densities that exceed the Mott criterion by at least a few orders of magnitude, which then implies that the E_F , deep in the bulk, must be at the conduction band minimum (or valence band maximum for p-type). Specifically, $N_C \approx 10^{14} \text{ cm}^{-3}$ (calculated in the previous section) for TIs is orders of magnitude smaller than, for instance, $N_C \approx 10^{18} \text{ cm}^{-3}$ for Si and GaAs, suggesting that it may be thermodynamically impossible to reach such low defect density in bulk crystals of chalcogenide TI materials because of their much weaker chemical bonding. Now, the important question is whether it is possible at all to bring the Fermi level in the bulk gap and achieve a true bulk-insulating TI.

To answer this question, it is important to understand the physics of surface and in particular the band bending near the surface. Based on the Mott criterion, let us assume that the bulk E_F is pinned to the bottom of the conduction band (CB). Now, if the surface E_F is different than the bulk E_F , then the charges keep flowing until the Fermi level is aligned everywhere in the material, which results in band-bending near the surface and thus a spatial charge imbalance near the surface. The Fermi wave vector k_F for a 2-dimensional system is given by $k_F = (2\pi n_{2D})^{\frac{1}{2}}$, where n_{2D} , the 2-dimensional carrier density for two topological surface states of a 3D TI, is expected to be $n_{2D} = 2 \times n_{SS}$ (if we assume that each surface has identical carrier density of n_{SS}). Then, based on the dispersion relation for a Dirac state, the energy of TSS as

measured from the Dirac point is $E_{SS} = \hbar v_F (4\pi n_{SS})^{\frac{1}{2}}$, where v_F is the Fermi velocity. If we calculate n_{SS} for Bi₂Se₃ with its conduction band minimum at almost 200 meV above the Dirac point and $v_F \approx 4 \times 10^5 \text{ ms}^{-1}$ (extracted from the ARPES data), then for the surface E_F to be located at the CB minimum to fulfill the flat band scenario, n_{SS} needs to be $\sim 5 \times 10^{12} \text{ cm}^{-2}$ (or $n_{2D} \approx 1 \times 10^{13} \text{ cm}^{-2}$).

However, if $n_{SS} > 5 \times 10^{12} \text{ cm}^{-2}$ (or $n_{2D} > 1 \times 10^{13} \text{ cm}^{-2}$), then electrons flow from the surface towards the nearby bulk until E_F is aligned everywhere. This gives the surface a net positive charge and the nearby bulk a net negative charge, and thus causes the bands bend downward near the surface, creating an accumulation region near the surface. The downward band-bending is typically what happens for as-grown TI samples, especially once the sample is exposed to air, and gives rise to a non-topological 2DEG which is also observable in ARPES. If, on the other hand, $n_{SS} < 5 \times 10^{12} \text{ cm}^{-2}$, then electrons flow from the nearby bulk to the surface which results in upward band-bending, and thus a depletion region near the surface. The accumulation region caused by the downward band-bending can be treated like a typical metal, and thus Thomas-Fermi approximation can be used to estimate the screening length scale $l_s \approx \left(\frac{\epsilon_0 \pi^2 \hbar^2}{k_F m^* e^2} \right)^{\frac{1}{2}}$ to be less than 1 nm, where e is the electron charge, ϵ_0 is the free space dielectric constant and the Fermi wave vector $k_F \approx 0.07 \text{ /\AA}$ as well as the effective mass $m^* \approx 0.15 m_e$ are extracted from ARPES measurements. However, the story is completely different for the depletion region in the upward band-bending scenario, where Poisson equation should be used to find the depletion screening length, which is usually much larger than the length for downward band-bending.

Although, downward band-bending is what often occurs in TIs, Brahlek *et al.*⁸⁴ have shown that if upward band-bending - which is not easy but possible - is achieved for TI thin films, then the Mott criterion, which is responsible for the conducting bulk, can be

circumvented once the films are made thinner than approximately twice the depletion region. This can qualitatively be explained by the fact that the upward band-bending is the result of charge transfer from the nearby bulk to the surface: if the film thickness is thinner than depletion region, then there are not enough mobile charges left in the nearby bulk to be transferred to the surface to equilibrate the E_F . Thus, the only way for the system to do so is to allow the bulk E_F to fall below the CB minimum, and hence true bulk-insulating TIs can be achieved^{45,57,60}. Using Poisson equation $\nabla^2 V(z) = -\frac{e^2 N_B}{\epsilon \epsilon_0}$, where V is the potential energy as a function of distance from the surface (z), e is the electron charge, and N_B is the bulk dopant density (assumed to be uniformly distributed), it can be shown that $\Delta V = e^2 z_d^2 N_B / (2\epsilon \epsilon_0)$ for the boundary conditions of $V(z = z_d) = 0$, and $V(z = 0) = \Delta V$, where ΔV is the energy difference between the bands deep in the bulk and at the surface, and z_d is the depletion region length (no electric field beyond $z = z_d$). Then, by using reasonable parameters^{42,45} in Bi_2Se_3 , Brahlek *et al.* have estimated the depletion region to be ~50-100 nm thick. Films thinner than this length scale still preserve their topological nature, as long as the thickness remains above a critical thickness where the top and bottom surfaces start to hybridize^{95,145-147}, and thus a true TI with insulating bulk and E_F in the bulk gap can be achieved in these thin films with upward bend-bending near the surfaces. Note that the bulk cannot be made insulating by thinning the films if there are accumulation layers on the surfaces due to downward band-bending.

Accordingly, in order to achieve bulk insulating TI thin films, it is essential to achieve surface depletion layers, and the first step toward that is to suppress bulk and interfacial defects, which is the subject of the following subsections. To suppress defects in a TI system, variety of techniques have been implemented in growth of both thin films and bulk crystals. Some of the most important growth methodologies for obtaining defect-suppressed TIs will be discussed below.

III.a Compensation doping

One of the ways to eliminate defects is through compensation-doping^{56,148-151}. In bulk Bi_2Se_3 crystals, compensation doping with group II elements, such as Ca has been used to lower the carrier density and to even tune the sample from n- to p-type^{56,150,151}. However, such doping has been difficult to implement in MBE-grown Bi_2Se_3 thin films. Only recently with the use of special interfacial layers and proper capping layer, a systematic and reliable carrier tuning has been achieved⁵⁹. This will be discussed in detail in later sections.

Interestingly, Cu doping was found to work as compensation dopants for Bi_2Se_3 thin films^{45,152} (grown on sapphire substrate). Cu doping had previously been shown to induce superconductivity in bulk Bi_2Se_3 , where the increase of carrier density upon Cu doping at low temperature was explained as one of the possible reasons for superconducting transition at 3 K^{153,154}. However, in Bi_2Se_3 thin films, Cu doping functioned more like p-type and around an optimal doping of ~2% lowered the sheet carrier density from $3 \times 10^{13} \text{cm}^{-2}$ to $\sim 5 \times 10^{12} \text{cm}^{-2}$, indicating much lower E_F compared to pure Bi_2Se_3 . Subsequently, WAL effect, for the first time, resulted in two conducting channels in these films (when thicker than ~10-20 QL)⁴⁵. Furthermore, for the first time in TI films, SdH oscillation accounted for the entire carrier density measured by Hall effect, and together with WAL, ARPES⁴⁵ and terahertz measurements¹⁵² confirmed that a true bulk-insulating TI with decoupled TSS is realized. In these films, majority of Cu dopants were found to be electrically neutral, so the decrease in carrier density is likely due to Cu dopants reducing the Se vacancies and/or somehow alleviating the interfacial defects rather than some compensation effect.

III.b Ternary and quaternary compounds and isovalent alloying

Another way to suppress defects in topological materials is to grow ternary ($\text{A}_x\text{B}_{2-x}\text{C}_3$ or $\text{A}_2\text{C}_{3-x}\text{D}_x$, where A and B are pnictogens and C and D are chalcogens)^{47,52,54} or quaternary compounds

$(A_{2-x}B_xC_yD_{3-y})$ ^{54,56,155,156}. Such isovalent alloys, derived from Bi_2Se_3 , Sb_2Te_3 and Bi_2Te_3 , have resulted in major advances in the quality of topological materials, particularly in bulk crystals. As Sb_2Se_3 is topologically trivial, care must be taken so that the alloy composition maintains the topological nature of the material and the surface states remain intact. These compounds are useful in tuning the defect chemistry of the material, which can lead to decrease in carrier density and suppressed bulk conduction. Additionally, application of electrostatic gating helps with further depletion of carriers and lowering E_F towards the Dirac point. Early on, by alloying Bi_2Se_3 with Sb, bulk crystals with low volume carrier density of $n_{3d} \approx 2$ to $3 \times 10^{16} \text{ cm}^{-3}$ were obtained leading to detection of quantum oscillations originating from surface states¹⁵⁷. Although Sb does not directly deplete the n-type carriers due to its iso-valency with Bi, it helps lower the carrier density by reducing the Se vacancies.

Additionally, some of these compounds have led to bulk-insulating states. For example, in $(Bi_{1-x}Sb_x)_2Te_3$ ⁴⁷, substituting Sb for Bi pulls the Dirac point of Bi_2Te_3 from beneath the bulk valence band into the bulk band gap. Because Bi_2Te_3 (in this case) is n-type and Sb_2Te_3 is intrinsically p-type, E_F in the solid solution can be tuned into the bulk band gap for the optimal range of $0.75 < x < 0.96$ with the lowest sheet carrier density of $n_{2d} \approx 1 \times 10^{12} \text{ cm}^{-2}$ achieved for $x = 0.96$ ⁴⁷. Similar results are also reported by other groups^{133,158-161} and in bulk crystals³².

III.c Interface-engineered TI films with record-low carrier density and record-high mobility

Interface-engineering is another effective approach to eliminate defects, which resulted in TI thin films with record-low carrier density and record-high carrier mobility thin film⁵⁷, and eventually enabled observation of various quantum effects of TSS, as discussed in the next section.

As it was discussed in the previous section, TI thin films can be grown on a wide range of substrates. However, all the commercially available substrates lead to high density of

interfacial defects. It turns out that structurally and chemically compatible insulating buffer layers are needed to suppress these defects. In this regard, Koirala *et al.*⁵⁷ reported the growth of record-low-carrier density and record-high-mobility Bi_2Se_3 thin films using $\text{In}_2\text{Se}_3/\text{BiInSe}_3$ (BIS) buffer layers. Both In_2Se_3 and BiInSe_3 are insulating, chemically inert, and share similar structure with Bi_2Se_3 with 3.3% and 1.6% lattice mismatch, respectively: although there are much-better lattice-matched commercial substrates such as InP and CdS, the chemical and structural matching provided by the BIS buffer layers turns out to be much more important in suppressing the interfacial defects. In parallel, solid solution $(\text{Bi}_{1-x}\text{In}_x)_2\text{Se}_3$ and its topological phase transition from TI to a trivial insulator (as a result of weakening SOC-strength upon adding a lighter element In)^{39,78,162-165} as well as artificial topological phases composed of $\text{Bi}_2\text{Se}_3/\text{In}_2\text{Se}_3$ superlattices^{143,144} have also been extensively studied.

The growth of high-quality BIS buffer layer requires a non-standard growth scheme (see Fig. 1). First, a very thin layer (~ 3 QL) of Bi_2Se_3 is grown on an Al_2O_3 (0001) substrate as a template for the In_2Se_3 layer, because In_2Se_3 does not grow well on sapphire due to the presence of multiple phases. Then, upon heating, the thin Bi_2Se_3 layer evaporates and diffuses out of the In_2Se_3 layer, leaving behind an insulating In_2Se_3 layer for the following growth of BiInSe_3 layer. Unlike growths on commercial substrates, high-angle annular dark-field scanning transmission electron microscopy (HAADF-STEM) shows atomically sharp interfaces between the film and the BIS buffer layer, which is indicative of suppressed interfacial defects (Fig. 1b-e).

Suppression of interfacial defects in TI films can be best probed in transport measurement due to its sensitivity to the concentration of defects. The Hall resistance data, including the sheet carrier density (n_{sheet}) and carrier mobility (μ), of Bi_2Se_3 films grown on BIS buffer layer are compared with the films grown on Al_2O_3 (0001) and Si (111) in Fig. 1f and g. In Fig. 1f, $n_{\text{sheet}} \approx 1 - 3 \times 10^{12} \text{ cm}^{-2}$ of Bi_2Se_3 films on the BIS buffer layer is about an

order of magnitude smaller than those on $\text{Al}_2\text{O}_3(0001)$ or Si (111) substrates. The mobility of buffer-layer-based Bi_2Se_3 film is also about an order of magnitude higher than any previously obtained values, reaching as high as $\mu \approx 16,000 \text{ cm}^2/\text{Vs}$ for a 50 QL-thick film (Fig.1g).

No less important is the capping layer, because exposure to air can significantly change the carrier density of TI films over time: this is particularly more so for low carrier density TI films¹⁶⁶. Also for surface-sensitive techniques, such as ARPES or STM, which require pristine film surface¹⁶⁷, a capping layer that can be removed in a vacuum chamber through heating (like Se or Te capping) is a must. Additionally, in the case of Bi_2Se_3 , a charge-depleting capping layer, such as molybdenum trioxide (MoO_3 with high electron affinity and a large band-gap of $\sim 3\text{eV}$) can be exploited to not only protect the film against environmental degradation but also further lower E_F , which can be thought of as a natural gating^{57,168}. Although a capping layer induces scattering and lowers the mobility, the mobility remains in acceptable range to observe most of the TSS-related phenomena. The lowest n_{sheet} that was achieved in MoO_3 -capped (with an extra Se-capping for further protection) Bi_2Se_3 films on the BIS buffer layer is $7 \times 10^{11} \text{ cm}^{-2}$ in which TSS-originated QHE was observed and will be explained in more detail in the next section.

Applying a similar buffer-layer scheme (Fig. 1j-k) along with compensation doping to Sb_2Te_3 has led to the lowest sheet-carrier density of all time in any TI system, which was essential to reveal extreme quantum signatures of TSS as discussed in the next section. Since an early scanning tunneling spectroscopy (STS) study, it has been known that Dirac point of Sb_2Te_3 is better separated from the bulk bands compared to other TI materials such as Bi_2Se_3 and Bi_2Te_3 . However, this fundamentally superior band structure of the Sb_2Te_3 system has not been properly utilized in transport studies due to its strong intrinsic nature of p-type doping. Salehi *et al* found a solution to this problem by growing titanium-doped Sb_2Te_3 thin films on $\text{In}_2\text{Se}_3/(\text{Sb}_{0.65}\text{In}_{0.35})_2\text{Te}_3$ buffer-layers, capped by $(\text{Sb}_{0.65}\text{In}_{0.35})_2\text{Te}_3$ layers: these films led to n-p

tunable ultra-low carrier density TI films (as low as $1.0 \times 10^{11} \text{ cm}^{-2}$). $(\text{Sb}_{1-x}\text{In}_x)_2\text{Te}_3$ is a solid solution of trivial insulator In_2Te_3 and topological insulator Sb_2Te_3 . However, since In_2Te_3 has a different structure (defective zinc blende lattice with $a = 6.15 \text{ \AA}$) than Sb_2Te_3 , Sb_2Te_3 structure cannot be maintained beyond a certain In concentration¹⁶⁹. Therefore, optimized In concentration in the buffer and capping $(\text{Sb}_{1-x}\text{In}_x)_2\text{Te}_3$ layer is determined such that it is fully insulating while maintaining the Sb_2Te_3 structure. Using these interface-engineered Sb_2Te_3 films with ultra-low-carrier density, it has become possible to reach the extreme quantum signatures of TSS, which will be discussed in the next section.

Finally, the low-temperature transport properties (extracted from DC transport) of Bi_2Se_3 , Bi_2Te_3 , Sb_2Te_3 , and some of their compounds in the form of thin films are summarized in Table I.

Table I: DC transport properties of TI films

TI	Substrate	Thickness (nm)	n_{sheet} (10^{12}cm^{-2})	μ ($\text{cm}^2\text{V}^{-1}\text{s}^{-1}$)	Ref.	comment
Bi_2Se_3	Si(111)		-0.2	750	170	Sb doped Nanoribbons with gating Zinc oxide capping
Bi_2Se_3	Si(111)	10	-15	200	58	
Bi_2Se_3	Si(111)	200	-60	2000	128	
Bi_2Se_3	$\alpha\text{-SiO}_2$	20	-34 to -48	-	122	Back gating $-50 \text{ V} \leq V_G \leq 50 \text{ V}$
Bi_2Se_3	$\alpha\text{-SiO}_2$	7	-22		107	
Bi_2Se_3	GaAs(111)	20	-40	520	131	
Bi_2Se_3	CdS(0001)	10	-13 (impurity) -0.4 (TSS)	380 (impurity) 5000 (TSS)	158	
Bi_2Se_3	$\text{Al}_2\text{O}_3(0001)$	20	-62	807	171	Se capping
Bi_2Se_3	$\text{Al}_2\text{O}_3(0001)$	10	-2.6 (TSS) -38 (Bulk)	1600 (TSS) 540 (Bulk)	134	
Bi_2Se_3	$\text{Al}_2\text{O}_3(0001)$	8-256	-8 (2DEG) -30 (Bulk)	3000 (2DEG) 500 (Bulk)	42	
Bi_2Se_3	$\text{Al}_2\text{O}_3(0001)$	20	-5	2000	45	Cu doping
Bi_2Se_3	$\text{Al}_2\text{O}_3(0001)$	15	-28.5	426	96	
Bi_2Se_3	$\text{Al}_2\text{O}_3(0001)$	20	-70.6	650	172	
Bi_2Se_3	$\text{Al}_2\text{O}_3(0001)$	5	-18.9	316.6	173	Se capping
Bi_2Se_3	$\text{SrTiO}_3(111)$	10	+3.2 to -32	1000	30	Back gating $-150 \text{ V} \leq V_G \leq 50 \text{ V}$
Bi_2Se_3	h-BN(0001)	10	-5.4 to -8.5(2DEG) & +0.011 to -8.3 (TSS _{bottom})		174	
Bi_2Se_3	MgO(100)	15	-26.3	334	96	
Bi_2Se_3	$\text{Cr}_2\text{O}_3(0001)$	15	-27.6	108	96	

Bi ₂ Se ₃	In ₂ Se ₃ /BiInSe ₃	8	-0.7	4000	57	MoO ₃ +Se capping, QHE
Bi ₂ Se ₃	In ₂ Se ₃ /BiInSe ₃	15	-1	16000	57	No-capping; Measured immediately after growth
Bi ₂ Te ₃	Al ₂ O ₃ (0001)	20	-83.4	912	172	
Bi ₂ Te ₃	Si(111)	4	-120	35	175	
Bi ₂ Te ₃	Si(111)	6	-110 to -330	-	176	
Bi ₂ Te ₃	SrTiO ₃ (111)	15	-3.8	1600	177	6 nm Al ₂ O ₃ capping
Bi ₂ Te ₃	Al ₂ O ₃ (0001)	15	-9.5	1206	177	6 nm Al ₂ O ₃ capping
Sb ₂ Te ₃	Al ₂ O ₃ (0001)	5	+7	200	47	Te cap
Sb ₂ Te ₃	Si(111)	9.6 to 45	+44 to +67	-	176	Sb ₂ Te ₃ / Bi ₂ Te ₃ heterostructures also studied
Sb ₂ Te ₃	Si(111)/SiO ₂	21	+111.3	4000	178	
Sb ₂ Te ₃	Si(111)	13.6	+50	1000	179	Gating V _G = 10 V
Ti doped Sb ₂ Te ₃	In ₂ Se ₃ / (Sb _{0.65} In _{0.35}) ₂ Se ₃	8	+0.1		60	QHE
Ti doped Sb ₂ Te ₃	In ₂ Se ₃ / (Sb _{0.65} In _{0.35}) ₂ Se ₃	8	-0.14		60	QHE
(Bi _x Sb _{1-x}) ₂ Te ₃	GaAs(111)B		-0.7	-	180	With V _G = 2.5 V and for x = 0.53
(Bi _{1-x} Sb _x) ₂ Te ₃	Al ₂ O ₃ (0001)	5	+1	550	47	Te capping, x = 0.96, n-p tunability
(Bi _{1-x} Sb _x) ₂ Te ₃	SrTiO ₃ (111)	20	3 (ungated)	100 to 500	158	Gated samples, n-p tunability, minimum carrier density was found for x = 0.5 and n to p transition for x ~ 0.35–0.45.
(Bi _{1-x} Sb _x) ₂ Te ₃	InP(111)	20			160	Ionic-liquid gate tunability from n- to p-type; the lowest residual charge carrier density at x ~ 0.8–0.9.
(Bi _{1-x} Sb _x) ₂ Te ₃	Si(111)		+5	150	159	Gate tunable n- to p-type transition. Lowest n_{2D} ($5 \times 10^{12} \text{ cm}^{-2}$) and highest sheet resistance for x = 42%.

IV. Quantized signatures of topological surface states

IV.a TSS-originated quantum Hall effect and the zeroth Landau level

The first quantum Hall effect (QHE) from TSS was observed in gated BSTS crystal flakes (Fig. 2a-b)) in 2014⁶⁸, and a year later QHE was also observed in gated (Bi_{1-x}Sb_x)₂Te₃ (BST) thin films⁶⁹ (Fig. 3a-d). In 2016, Xu *et al.* utilized dual (top and bottom) gating on BSTS crystals and performed more in-depth studies on the QHE of TSS⁷⁰ (Fig. 2c-f). In these studies they observed a series of ambipolar two-component half-integer Dirac quantum Hall states and signatures of the zeroth Landau level (LL) physics¹⁸¹. Nonetheless, many of the predicted

features of the zeroth LL such as topological magneto-electric effects^{182,183} or excitonic superfluidity¹⁸⁴ still remain elusive.

The first QHE in a binary TI was reported in 2015 on interface-engineered Bi₂Se₃ films (Fig. 3e-h). Koirala *et al.* grew Bi₂Se₃ films without any impurity addition on BIS buffer layers and capped them with MoO₃/Se layers, and these have led to a very low carrier density of $n_{sheet} \approx 7.0 \times 10^{11} \text{ cm}^{-2}$ and high mobility of $\mu \approx 4000 \text{ cm}^2\text{V}^{-1}\text{s}^{-1}$. On these films, even without any gating, they observed perfect QHE with $R_{Hall} = 1.00000 \pm 0.00004 (\frac{h}{e^2})$ and vanishing longitudinal resistance ($R_{sheet} \approx 0.0 \pm 0.5 \Omega$) when the applied magnetic field exceeds 25 T. The signature of QHE persisted even up to 70 K⁵⁷.

Further advance in QHE was achieved with interface engineered Sb₂Te₃ thin films in 2019 (Fig. 4). As mentioned in the previous section, with the use of compatible buffer and capping layers along with Ti counter-doping, Salehi *et al.* achieved an ultra-low carrier density of $1.0 \times 10^{11} \text{ cm}^{-2}$ in Sb₂Te₃ thin films⁶⁰. On these films, they achieved QHE at fields as low as ~5 T without any gating (Fig. 4b). Furthermore, in contrast with the Bi₂Se₃ system, in which QHE did not show up in the p-type films^{20,23,59}, QHE showed up in both n- and p-type Sb₂Te₃ films, confirming the earlier Landau level spectroscopy studies^{20,145}. The transport properties of these ultra-low-carrier density Sb₂Te₃ films remained almost the same over a year after the growth, suggesting the robustness of this platform for long term applications.

Furthermore, this ultra-low-carrier density platform allowed much cleaner access to zeroth LL than before. In particular, a magnetic field-driven quantum phase transition from QH to insulator phase with gigantic magnetoresistance ratio (as large as $8 \times 10^6 \%$ under 45 T) was observed⁶⁰ (Fig. 4c). Although QH-to-insulator transition (QIT) is well studied in conventional 2DEGs, this is the first observation of a magnetic-field-driven QIT in a TI system. Interestingly, scaling analysis (Fig. 4d) of this QIT transition revealed that it belongs to a different

universality class than that of the conventional 2DEGs, by providing the first case of dynamical critical exponent being two instead of one.

IV.b Magnetic topological insulators and quantum anomalous Hall effect

The gapless topological surface states of TIs are protected by TRS. On the other hand, a gap can open at the Dirac point, if TRS is broken either by proximitized magnetism (by growing a TI on a magnetic layer or vice versa) or by intrinsic magnetism, say, by doping TI films with magnetic ions¹⁸⁵⁻¹⁸⁸. The strong SOC of TIs, which leads to band inversion and thus the emergence of TSS, combined with the magnetic gap at the Dirac point could give rise to the quantum anomalous Hall effect (QAHE)¹⁸⁹⁻¹⁹².

Like the $\nu = 1$ QH system, the QAH system features an insulating two-dimensional bulk and a single chiral edge mode that conducts along the one-dimensional boundary of the system, resulting in quantized longitudinal and Hall conductances: $\sigma_{xx} = 0$ and $\sigma_{xy} = \pm \frac{e^2}{h}$ (or, equivalently, $\rho_{xx} = 0$ and $\rho_{xy} = \pm \frac{h}{e^2}$). Unlike QHE, QAHE requires no external magnetic field. Inspired by Duncan Haldane's 1988 proposal for QHE without Landau levels (LL)¹⁹³, which shared the 2016 Nobel prize, QAHE was predicted in 2008 in doped 2D TI HgTe quantum wells¹⁸⁵. It was soon found, however, that magnetically doped HgTe samples exhibit paramagnetism, rather than ferromagnetism¹⁹⁴.

It was subsequently predicted that ferromagnetic (FM) order can be induced by the van Vleck mechanism in thin films of pnictogen chalcogenide TIs when doped with a proper transition metal element, either Cr or Fe¹⁸⁶. They predicted that, in thin magnetic TI films (having hybridized surface states), QAHE could be realized when the FM exchange energy exceeds the hybridization gap. Initially, Bi₂Se₃ was predicted to be a promising platform to realize the QAHE, as the Dirac point of its surface state is within its large bulk band gap of 0.3

eV. QAHE, however, was never realized in magnetically-doped Bi_2Se_3 thin films, despite much effort. Only a small anomalous Hall effect (AHE) of a few Ohms was seen in V-doped Bi_2Se_3 samples¹⁹⁵ and, more recently, in low-carrier density buffer-layer-based Bi_2Se_3 thin films with Cr modulation doping¹⁹⁶. The lack of QAHE in Bi_2Se_3 may be due to relatively weak SOC strength of the Se atoms: upon magnetic impurity substitution into the Bi sites, SOC weakens and the compound becomes a trivial insulator^{197,198}. In contrast, Te-based TIs remain more robust against such substitution because of the stronger SOC strength of the Te atoms. Supporting this interpretation, an experiment by Zhang *et al.*¹⁹⁹ showed that AHE in $\text{Cr}_{0.22}\text{Bi}_{1.78}(\text{Se}_x\text{Te}_{1-x})_3$ thin films becomes weaker with increasing Se content, disappearing at $x = 0.67$. Furthermore, at $x = 0.67$, electrostatic gating restored the AH loop through the Stark effect. Here, when the material is already close to the topological-to-trivial quantum phase transition, a perpendicular electric field can shift the bands sufficiently to drive the system across the critical point. A ferromagnetic-to-paramagnetic phase transition coincides with the topological-to-trivial phase transition because the van Vleck mechanism is stronger in the topological phase^{197,200-202}. Since topological non-triviality is more robust to impurity doping in Te-based materials than in Se-based materials^{198,203}, the search for a quantum anomalous Hall insulator was focused more on Te-based topological insulators.

QAHE was finally realized in 2013 for the first time⁶¹, 132 years after the discovery of AH effect²⁰⁴ (Fig. 5a-c). Using the ternary compound $\text{Bi}_x\text{Sb}_{2-x}\text{Te}_3$ magnetically doped with Cr, E_F was brought near the Dirac point by adjusting the Bi/Sb ratio. The films were grown by MBE on a SrTiO_3 dielectric substrate, and the chemical potential was finely tuned into the magnetic exchange gap by electrostatic gating. At 25 mK, a quantized Hall resistance ($\frac{h}{e^2} \approx 25.8\text{k}\Omega$), concurrent with small longitudinal resistance ($0.098\frac{h}{e^2}$), was observed at zero external magnetic field. Application of a 10 T magnetic field reduced the longitudinal resistance to the

noise level. Additionally, using X-ray studies, Ye *et al.*²⁰⁵ showed that the interaction between Sb/Te *p* and Cr *d* orbitals is crucial to the long-range magnetic order in these films.

The 2D TSS bands are gapped by the magnetic exchange interaction. One would expect the exchange bandgap to be comparable to the Curie temperature of the QAH insulator, which is typically tens of Kelvin. Yet, the Arrhenius scaling of thermally activated dissipation indicates that the bandgap is only around 1 K²⁰⁶. This discrepancy is explained by smearing of the bandgap by disorder⁶⁶: the effective bandgap of the material is reduced from the clean-limit value by the spatial fluctuations of the band edge. Potential sources of such a disorder include crystalline defects, magnetic dopant clustering, and surface nonuniformity. In addition, dissipation due to superfluous conduction along device edges have been predicted²⁰⁷. As a potential source of dissipation, Cr-dopant clustering has attracted much attention following STM imaging revealing inhomogeneity in the atomic positioning of Cr dopants²⁰⁸. Areas with higher concentrations of Cr dopants were found to have a proportionally higher Dirac mass, indicating that ferromagnetism is a local effect in Cr-doped TIs. A nanoscale magnetic imaging study found that the magnetism of these materials consists of small (order of tens of nanometers) weakly interacting superparamagnetic domains²⁰⁹. These magnetic islands perhaps correspond to clusters of Cr dopants. Finding new ways of magnetic doping is therefore an important aspect for realizing a QAH system at higher temperatures.

In 2015, a modulation doping scheme, where the magnetic dopants are concentrated in 1 nm-thick Cr-rich layers, has also allowed the QAHE to be seen at higher temperatures. Mogi *et al.* grew a penta-layer heterostructure of (1nm (Bi_{0.22}Sb_{0.78})₂Te₃/1nm Cr_{0.46}(Bi_{0.22}Sb_{0.78})_{1.54}Te₃/4nm (Bi_{0.22}Sb_{0.78})₂Te₃/1nm Cr_{0.46}(Bi_{0.22}Sb_{0.78})_{1.54}Te₃/1nm (Bi_{0.22}Sb_{0.78})₂Te₃) on a InP(111) substrate, observing QAHE at temperatures up to almost 2 K (the signature of QAH remains up to 4.2K)⁶³: Fig. 5g-j. Shortly after, QAHE was also realized in V-doped Bi_xSb_{2-x}Te₃ films⁵¹ (Fig. 5d-f). V-doped films were not initially considered a

candidate QAH insulator because simulations predicted the formation, upon introduction of substitutional V dopants, of d -orbital impurity bands at the Fermi energy¹⁸⁶. Nevertheless, a $V_{0.11}(Bi_{0.29}Sb_{0.71})_{1.89}Te_3$ film exhibited QAHE with Hall conductivity $(0.9998 \pm 0.0006) \frac{e^2}{h}$ and nearly vanishing longitudinal resistivity $(3.35 \pm 1.76) \Omega$ at 25 mK and zero field¹⁸¹. Later on, using metrological equipment, the Hall resistance in a 9 nm-thick film of $V_{0.1}(Bi_{0.21}Sb_{0.79})_{1.9}Te_3$ was quantized to $\frac{h}{e^2}$ within an uncertainty of about a half part-per-million²¹⁰. V-doped BST films have a higher coercive field than Cr-doped films (~ 1 T versus ~ 150 mT at dilution refrigeration temperatures), indicating larger perpendicular magnetic anisotropy, and may be more uniformly doped, providing more homogeneous magnetism and Dirac mass²¹¹.

In addition, co-doping has been proposed as a step towards higher temperature QAH systems²¹². Before this, it was predicted that proper co-doping could enhance magnetism in diluted magnetic semiconductors²¹³. Using Cr and V co-doping, a 5 QL-thick MBE-grown $(Cr_{0.16}V_{0.84})_{0.19}(Bi_xSb_{1-x})_{1.81}Te_3$ film demonstrated $\rho_{xy} = \frac{h}{e^2}$ and $\rho_{xx} = 0.009 \frac{h}{e^2}$ at 300 mK²¹¹ where $T_c = 25$ K. In fact, Cr and V co-doping was previously implemented in Sb_2Te_3 bulk crystals in 2007. Drašar *et al.* observed a significant enhancement in remnant magnetization when Cr is added to V-doped Sb_2Te_3 where T_c remained comparable to that of only V-doped Sb_2Te_3 . In contrast, modulation doped films with a Cr-rich layer and a V-rich layer reach an altogether different state. Because Cr- and V-doped TIs have different coercivities, the magnetization of the Cr-rich layer and the V-rich layer flip at different external fields. Between the two coercive fields, the magnetization of the two layers points oppositely^{71,73}. The resulting state, known as an axion insulator, features gapped surfaces without edge states. In the axion insulator state, the surfaces of the TI are predicted to exhibit a topological magnetoelectric effect, wherein an applied magnetic field produces an electrical polarization and vice versa^{182,183}.

The extremely low temperature ($\leq 2\text{K}$) required to observe QAHE^{61-64,67} remains a major barrier for applicability of this exotic effect. Yet, it is believed that achieving a higher Curie temperature, along with stronger long-range ferromagnetic coupling, could result in the observation of QAHE at much higher temperatures. To this end, MBE-grown TI films has fundamental advantages over bulk crystals: for example, the Curie temperature (T_c) was increased from 20 K for bulk crystals to 177 K for Cr-doped Sb_2Te_3 thin films, and from 24 K for bulk crystals to 190K for V-doped Sb_2Te_3 thin films^{214,215}. The higher Curie temperatures of the MBE-grown thin films may result from increased magnetic dopant solubility at the lower temperatures used for MBE growth than the bulk crystals. However, while increased magnetic doping may raise T_c and widen the magnetic exchange gap, doing so degrades the sample's crystallinity and eventually destroys TSS, such that either the bulk becomes topologically trivial or the impurity concentration exceeds the solid solubility of the host material. Table II summarizes many examples of magnetic doping in TI thin films or single crystals.

Table II: Key properties of magnetically-doped TI thin films or single crystals

Material	Magnetic dopant	Form	Ref.	Comment
Sb_2Te_3	V	Bulk	214	$T_c \sim 24\text{ K}$ for $\text{Sb}_{1.97}\text{V}_{0.03}\text{Te}_3$
Sb_2Te_3	Cr	Bulk	215	$T_c \sim 20\text{ K}$ for $\text{Sb}_{1.905}\text{Cr}_{0.095}\text{Te}_3$
Sb_2Te_3	Mn	Bulk	216	$T_c \sim 17\text{ K}$ for $\text{Sb}_{1.985}\text{Mn}_{0.015}\text{Te}_3$ (1.5% substitutional doping)
Sb_2Te_3	Cr & V	Bulk	217	T_c of $\text{Sb}_{1.98-x}\text{V}_{0.02}\text{Cr}_x\text{Te}_3$ samples comparable to that of $\text{Sb}_{1.98}\text{V}_{0.02}\text{Te}_3$; yet, significant enhancement in the remanent magnetization when Cr is co-doped
Sb_2Te_3	Mn & V	Bulk	217	Adding Mn to $\text{Sb}_{1.984}\text{V}_{0.016}\text{Te}_3$ decreased T_c and at higher concentration suppressed ferromagnetism likely due to antiferromagnetically coupled Mn-ion pairs
Sb_2Te_3	V	Thin film	218	$T_c \sim 177\text{ K}$ for $\text{Sb}_{1.65}\text{V}_{0.35}\text{Te}_3$
Sb_2Te_3	Cr	Thin film on $\text{Al}_2\text{O}_3(0001)$	219	$T_c \sim 190\text{ K}$ for $\text{Sb}_{1.41}\text{Cr}_{0.59}\text{Te}_3$
Sb_2Te_3	Cr	Thin film on $\text{SrTiO}_3(111)$	220	Field effect modulation of AH loop in $\text{Sb}_{2-x}\text{Cr}_x\text{Te}_3$; $T_c \sim 55\text{ K}$ for 10 QL $\text{Sb}_{1.7}\text{Cr}_{0.3}\text{Te}_3$ films
Sb_2Te_3	Cr	Thin film on $\text{Al}_2\text{O}_3(0001)$	221	Highly crystalline up to $x = 0.42$ (in $\text{Cr}_x\text{Sb}_{2-x}\text{Te}_3$); $T_c \sim 125\text{ K}$ for a 60 QL-thick $\text{Cr}_{0.42}\text{Sb}_{1.58}\text{Te}_3$ with $n_{\text{sheet}} = 8.6 \times 10^{13}\text{ cm}^{-2}$ at 1.5 K
Bi_2Te_3	Fe	Bulk	222	$T_c \sim 12\text{ K}$ for $\text{Bi}_{1.92}\text{Fe}_{0.08}\text{Te}_3$
Bi_2Te_3	Mn	Bulk	216	$T_c \sim 10\text{ K}$ for $\text{Bi}_{1.98}\text{Mn}_{0.02}\text{Te}_3$
Bi_2Te_3	Mn	Thin film on $\text{SrTiO}_3(111)$	223	Skyrmion-induced topological Hall effect in $(\text{Bi}_{0.9}\text{Mn}_{0.1})_2\text{Te}_3$ films by varying the film thickness below $T_c \sim 18\text{ K}$
Bi_2Te_3	Mn	Thin film on $\text{InP}(111)\text{A}$	224	AHE observed in n-type Mn-doped Bi_2Te_3 films below $T_c \sim 17\text{ K}$
Bi_2Se_3	Fe	Bulk	222	Paramagnetic
Bi_2Se_3	Mn	Bulk	225	Spin glass behavior with blocking $T_c \sim 32\text{ K}$ for $\text{Bi}_{1.97}\text{Mn}_{0.03}\text{Se}_3$

Bi ₂ Se ₃	Cr	Thin film on Si (111)	226	$T_c \sim 20$ K for 5.2% of Cr; for higher Cr content, T_c drops with deteriorating crystallinity
Bi ₂ Se ₃	Cr	Thin film on Si (111)	227	$T_c \sim 30$ K for Bi _{1.94} Cr _{0.06} Se ₃ , no hysteresis loop
Bi ₂ Se ₃	V	Thin film on SrTiO ₃ (111)	195	$T_c \sim 16$ K for 7 QL-thick Bi _{1.88} V _{0.12} Te ₃
Bi _x Sb _{2-x} Te ₃	Cr	Thin film on SrTiO ₃ (111)	61	$T_c \sim 16$ K for 5 QL-thick Cr _{0.15} (Bi _{0.1} Sb _{0.9}) _{1.85} Te ₃ ; QAH observed.
Bi _x Sb _{2-x} Te ₃	V	Thin film on SrTiO ₃ (111)	62	$T_c \sim 35$ K for 4 QL-thick (Bi _{0.29} Sb _{0.71}) _{1.89} V _{0.11} Te ₃ ; QAH observed.
Bi _x Sb _{2-x} Te ₃	Cr & V	Thin film on SrTiO ₃ (111)	211	$T_c \sim 25$ K for 5 QL-thick (Cr _{0.16} V _{0.84}) _{0.19} (Bi _x Sb _{1-x}) _{1.81} Te ₃ ; enhanced QAH as a result of co-doping

As an alternative to magnetic doping, bismuth telluride combined with manganese telluride layers was recently reported to be the first intrinsic antiferromagnetic topological insulator (AFMTI)^{228,229}. The stoichiometric compound, MnBi₂Te₄, grows in septuple layers (SL) in the sequence, Te-Bi-Te-Mn-Te-Bi-Te (in MBE, the SL structure can be achieved either thermodynamically or kinetically by alternate growth of a Bi₂Te₃ quintuple layer and a MnTe bilayer^{228,230,231}). Thin AFMTI films are predicted to be axion insulators for even SL films (so that the top- and bottom-most Mn planes have antiparallel magnetization) and QAH insulators for odd SL films (so that the top- and bottom-most Mn planes have parallel magnetization). This prediction is already approximately (under finite magnetic field) confirmed in thin flakes^{75,232}. On the other hand, AFMTI thin films (grown by MBE) have not yet reached the quantized regime, but with further materials development, MnBi₂Te₄ thin films could be better than the Cr-(Bi_xSb_{1-x})₂Te₃ system because MnBi₂Te₄ can, in principle, be fully ordered, whereas CrBiSbTe is intrinsically disordered due to the random doping process.

Another way to avoid magnetic doping is to introduce magnetism into TI by proximity effect. In this scheme, a nonmagnetic TI layer is grown on top of an insulating magnetic layer (or vice versa). Inducing magnetism by proximity allows independent optimization of the magnetic and electronic properties of the system. In particular, a high T_c magnetic insulator may be selected without concern of dopant solubility or dopant-induced disorder and scattering in the TI layer. The ideal magnet should be an insulator, so that conduction through the magnet

does not eclipse conduction in the TI, and should have perpendicular magnetic anisotropy, so that a Dirac mass is induced in the TI. Rather counter-intuitively, it may not be crucial for the magnetic insulator to be a ferromagnet: since a TI on a magnetic insulator is primarily coupled to the top layer of the magnet, an antiferromagnet (AFM) could induce ferromagnetism in the TI interfacial layer, without producing stray fields or affecting the properties of the neighboring TI layer due to AFM's nearly zero net magnetization²³³.

Much work has sought a high T_c , out-of-plane magnet capable of proximitizing an exchange gap in a TI layer (although, in a special case, an in-plane magnet could, theoretically, also induce a QAHE²³⁴). Candidate magnetic layers include the ferromagnetic insulator EuS ^{99-101,235,236}, ferrimagnet insulator $\text{Y}_3\text{Fe}_5\text{O}_{12}$ (YIG)^{102-105,237} with in-plane magnetization and $\text{Tm}_3\text{Fe}_5\text{O}_{12}$ (TIG, $T_c = 560$ K) with out-of-plane magnetization¹⁰⁶, antiferromagnetic conductor CrSb ^{107,238} with Néel temperature (T_N) ~ 700 K, ferromagnetic insulator $\text{BaFe}_{12}\text{O}_{19}$ with $T_c \sim 723\text{K}$ ¹⁰⁸, and ferromagnetic insulator $\text{Cr}_2\text{Ge}_2\text{Te}_6$ (CGT)^{109,239}. Although a QAHE has not been observed yet, an anomalous Hall effect was observed up to 400 K in a bilayer film of $\text{Bi}_x\text{Sb}_{2-x}\text{Te}_3$ and the ferrimagnetic insulator TIG, grown on a (111)-oriented substituted gadolinium gallium garnet (SGGG) substrate¹⁰⁶.

In another study, Cr dopants in a magnetic topological insulator (MTI) experience interfacial exchange coupling, once put in contact with an almost lattice-matched AFM transition-metal pnictide CrSb. This is evidenced by enhancement in magnetization loop where coercive field increases by 67 mT for MTI/AFM bilayer and by 90 mT for trilayer AFM/MTI/AFM. Interfacial exchange coupling in the heterostructure tailors the spin texture in both the AFM and MTI layers, introducing an effective long-range exchange coupling between the MTI layers mediated by the AFM layers. However, unlike TIG, the hysteresis loop persisted only up to 80 K and CrSb is not insulating.

When coupled with Bi_2Te_3 , T_c of the out-of-plane magnet $\text{Cr}_2\text{Ge}_2\text{Te}_6$ (CGT) is enhanced from 61 K to 108 K, accompanied by an anomalous Hall effect¹⁰⁹. Even more dramatically, $\text{Bi}_2\text{Se}_3/\text{EuS}$ bilayers have exhibited interfacial magnetism even at room temperature, as confirmed by polarized neutron reflectometry (PNR), despite bulk EuS having $T_c = 17 \text{ K}$ ²⁴⁰. This implies that electronic interaction between the Eu atoms and the TI surface states enhances magnetic order in both materials, causing high temperature magnetization in the 2 QL-thick TI layer. Furthermore, proximity to the TI layer changes the magnetic anisotropy of EuS. While EuS films favor in-plane magnetization, when coupled to a thin TI layer, SOC leads to an out-of-plane magnetic moment in the TI surface.

Despite these interesting progresses in TI/magnet heterostructures, the main problem in this approach is that the exchange coupling is too weak to realize QAHE. Considering that exchange coupling in insulating layers is limited to sub-nanometer scale, the interface quality should be even more critical for achieving QAHE via proximity effect than for the non-magnetic TI thin films as reviewed in the previous sections. So far the highest anomalous Hall signal relying purely on proximity effect is achieved in BST films grown on chemically and structurally matched CGT substrate²³⁹. Although BST thin films sandwiched by $\text{Zn}_{1-x}\text{Cr}_x\text{Te}$ layers claimed observation of QAHE by proximity effect²⁴¹, considering that the observed QAHE is very similar to that of Cr-doped BST system, one cannot rule out the possibility of Cr diffusion into the BST film during the film growth. Anyhow, the very question of whether we can enhance the temperature of QAHE by proximity effect still remains elusive, but if that is to be ever possible, exquisite interface engineering should be a must.

IV.c Solution to counter-doping problems of Bi_2Se_3 and Sb_2Te_3 thin films via interface engineering

As mentioned before, although p-type bulk Bi_2Se_3 crystals were achieved quite early through Ca counter-doping, making p-type Bi_2Se_3 thin films remained challenging. One possible conjecture is that this discrepancy could originate from the low temperature growth of thin films where the dopants may not become activated (in fact, annealing helped activate p-type dopants in the case of GaN-based blue LEDs)²⁴². However, even p-type Bi_2Se_3 bulk crystals convert to n-type once cleaved into thin flakes²⁴³. This shows that the inability to p-dope Bi_2Se_3 thin films is more due to the sample's thinness rather than the growth condition. In fact, other than a simple graph in ref. ¹⁸⁰ without any other transport data, there was not any report of p-type Bi_2Se_3 thin (< 100 nm) films until 2018 and reduced carrier density was the only success^{19, 63}. The only p-type Bi_2Se_3 film with clear Hall effect data before 2018 was by Sharma *et. al*²⁴⁴ on a thick (256 nm) film, which is ion-implanted by Ca, followed by annealing.

As it turns out, counter-doping of a TI system is much more challenging than that of a regular semiconductor because of the surface states: counter-doping of bulk and surface defects must be considered separately. In general, because of lower coordination numbers, the surface tends to have more defects than the bulk. Accordingly, due to the large surface to bulk ratio, the defect density in TI thin films can easily be dominated by the surface defects: unlike in semiconductors, most of these defects contribute mobile carriers due to the presence of topological surface states. The problem is that this surface defect density can be easily much higher than the solubility limit of compensation dopants. For example, the interfacial defect density of Bi_2Se_3 thin films grown on commercial substrates is so high that it goes beyond the solubility limit of Ca doping, failing to convert n-type conductance into p-type up to the maximum counter-doping. Only after the interfacial defect density was substantially reduced with the use of the BIS ($(\text{Bi},\text{In})_2\text{Se}_3$) buffer and proper capping layers, it was possible to reach the p-regime of Bi_2Se_3 thin films with Ca counter-doping⁵⁹. It turns out that previous failures of counter-doping for Bi_2Se_3 thin films were because of: first, neutralization/oxidation of the

counter-dopants due to air exposure and second, high density of interfacial defects due to chemical and structural mismatch with the substrate.

Moon *et al.*⁵⁹ showed that, as the Ca doping level in buffer-layer-based Bi₂Se₃ films capped with MoO₃/Se increases, it compensates for the intrinsic n-type carriers and the (n-type) sheet carrier density gradually decreases (Fig. 7). Upon adding more Ca, the slope of $R_{xy}(H)$ curve changes from negative (n-type) to positive (p-type), passing through a non-linear n-p mixed regime (Fig.7a). As the films get thinner, higher level of Ca doping is required to reach the n-p mixed or p regimes, suggesting that the relative density of interfacial defects with respect to bulk defects grows as the film gets thinner, even in these interface-engineered films. Nonetheless, p-type Bi₂Se₃ films are achieved for all thickness range from 50 QL down to 6 QL. For thick films, as long as they are capped, p-type samples can be achieved for both with and without the buffer-layer. The films become n-type again with further increase in Ca doping, suggesting that, beyond a certain concentration, the compensation dopants start to act as n instead of p-type dopants, except for 6 QL-thick sample, which degrades and becomes insulating probably due to a disorder-driven topological phase transition²⁴⁵.

Furthermore, pure p-regime shows higher carrier density than the pure n-regime (lowest p-type sheet carrier density of $\sim 1.5 \times 10^{12} \text{ cm}^{-2}$ vs. lowest n-type carrier density of $\sim 6.0 \times 10^{11} \text{ cm}^{-2}$). Also, the mobility sharply decreases as soon as the majority carrier type changes from n to p-type, which is very likely due to the nature of Bi₂Se₃ band structure, where the Dirac point is very close to the bulk valence band and the surface band broadens noticeably on the p-side.

Moreover, as shown in Fig. 7, the Hall resistance at high magnetic fields is perfectly quantized at $R_{xy} = \frac{h}{e^2}$ with a vanishing sheet resistance on the n-side up to 0.08% of Ca, indicating the emergence of a well-defined, chiral edge channel at high magnetic fields. With small increase in Ca doping (0.09%), the sheet magnetoresistance soars from close-to-zero to

a large insulating value at high magnetic fields, which indicates formation of a gap at the zeroth LL at high magnetic fields, thereby leading to vanishing edge channel and insulating sheet resistance: accessing the details of this zeroth LL was eventually made possible by the interface-engineered ultralow carrier density Sb_2Te_3 films⁶⁰ as discussed in the previous section IV.a. With further increase of Ca doping, as the majority carrier type changes to p-type, the signature of QHE significantly degrades, which is also consistent with the absence of Landau levels on the p-side of Bi_2Se_3 as measured by previous scanning tunneling spectroscopy (STS) studies^{20,23}.

In a follow-up study, Moon *et al* were able to achieve p-type Bi_2Se_3 by doping interface-engineered Bi_2Se_3 films with Pb²⁴⁶. Prior to this work, obtaining p-type with Pb doping was not possible in conventional thin films or even bulk crystals. Moreover, unlike doping with lighter elements such as Ca, doping with heavy element like Pb does not weaken the SOC strength.

Similarly, Ti-doping was never successful in converting p-type Sb_2Te_3 to n-type and at best it resulted in reduced carrier density²⁴⁷⁻²⁴⁹. It was found that p- to n-type conversion becomes possible only in interface-engineered films with proper buffer and capping layers, which once again shows the importance of suppressing both surface and bulk defects in TI thin films^{60,250}.

IV.d Quantized Faraday and Kerr rotation and the evidence for axion electrodynamics

Time- domain THz spectroscopy (TDTS) is a non-destructive technique which provides useful information about the electrodynamics of TIs^{33,34,76,77,152,163,251-255}. As a complement to DC transport measurements, data such as carrier density and mobility of a TI system can be extracted from the measured complex transmission/conductivity. Furthermore, time-domain magneto-terahertz spectroscopy can be used to distinguish the bulk/2DEG and topological surface state contributions and to extract cyclotron resonances from TSS in bulk-insulating TIs. It can also be exploited to study quantum phase transition between a topological insulator and

a normal insulator. More importantly, with the aid of high-precision time-domain terahertz polarimetry technique on low-Fermi-level bulk insulating TIs, the topological magneto-electric effect can be probed^{76,77,256,257}.

In principle, true TI is considered as a bulk magnetoelectric material whose magnetoelectric response is a quantized coefficient and its size is set by the fine-structure constant $\alpha = \frac{e^2}{2\varepsilon_0\hbar c}$. Nonetheless, just as any quantized phenomena, in order to observe the quantized effect, the relevant quantum number should be low enough: this requires not only insulating bulk but also the Fermi level being close to the Dirac point. This milestone was finally achieved with the interface-engineered bulk-insulating Bi_2Se_3 films capped by MoO_3/Se (capping layers are transparent in THz regime) whose surface E_F is only about 30 ~ 60 meV from the Dirac point. On these samples, by utilizing time-domain terahertz polarimetry, Wu *et al* have finally observed the first signature of axion electrodynamics in terms of quantized Faraday and Kerr rotation⁷⁶: Fig. 8. The consequences of axion electrodynamics are the additional source and current terms in the modified Gauss's and Ampère's laws, which are responsible for a half-integer QHE on the TI surface. The Faraday and Kerr rotations in quantum regime are formulated as:

$$\text{Faraday rotation: } \tan(\phi_F) = \frac{2\alpha}{1+n} \left(N_t + \frac{1}{2} + N_b + \frac{1}{2} \right)$$

$$\text{Kerr rotation: } \tan(\phi_K) = \frac{4n\alpha}{n^2-1} \left(N_t + \frac{1}{2} + N_b + \frac{1}{2} \right),$$

where α is the fine structure constant, $n \approx 3.1$ is the index of refraction for the sapphire substrate, and N_b and N_t are the highest filled LL of the top and bottom surfaces of the film, which depend on the Fermi level and magnetic field. Figure 8 shows the quantized Faraday and Kerr rotations for different sample thicknesses: thicker sample has slightly higher carrier density and thus higher filling factor. Notably, magnetic field of 7 T is large enough to induce the quantization,

which is much lower than the magnetic field (~ 25 T) required for QHE in Bi_2Se_3 samples with DC transport. This is most likely because THz measurement only detects the surface and the bulk and does not probe the edges, which, in the case of TIs, harbors non-chiral edge states except for the zeroth Landau level⁶⁰. The required field for quantized Faraday/Kerr rotation is even smaller for the ultra-low-carrier density Sb_2Te_3 films, which also exhibit quantized Faraday/Kerr rotations for both n- and p-regimes²⁵⁸.

IV.e Finite-size effect in topological phase transitions of interface-engineered $(\text{Bi}_{1-x}\text{In}_x)_2\text{Se}_3$ films

In an infinite-size TI, if its SOC strength is gradually reduced, the TI eventually transforms into a trivial insulator beyond a critical point of SOC, at which point the bulk gap closes^{78,162-165,259,260}. However, Salehi *et al* have shown that, by utilizing topologically-tunable, interface-engineered $(\text{Bi}_{1-x}\text{In}_x)_2\text{Se}_3$ thin films augmented by theoretical simulations⁷⁸, this conventional picture of topological phase transition (TPT), envisioned from infinite-size samples, has to be substantially modified for finite-thickness samples due to quantum confinement and surface hybridization: Fig. 9.

When an infinite-size system undergoes TPT, at a critical strength of SOC the bulk gap closes and reopens, and the topological surface states disappear (by merging into the bulk states): SOC is controlled by In concentration in $(\text{Bi}_{1-x}\text{In}_x)_2\text{Se}_3$ ^{162,164,165}. In contrast, for finite-thickness system, the bulk band gap never closes completely due to diverging hybridization effect of TSS at the critical point⁷⁸: Fig. 9i and k. Actually, the surface hybridization effect of TSS was first observed (with ARPES studies) on regular Bi_2Se_3 films, which revealed that the top and bottom surface states hybridize and form a gap at the Dirac point below 6 QL of thickness^{95,146}. Similar studies are also done for Bi_2Te_3 and Sb_2Te_3 (using scanning tunneling spectroscopy) thin films, revealing that the hybridization occurs at 2 QL¹⁴⁷ and 3 QL¹⁴⁵, respectively. In $(\text{Bi}_{1-x}\text{In}_x)_2\text{Se}_3$ thin films, however, the effective thickness of TSS diverges at

the critical concentration of In, so the hybridization effect should open a gap at the Dirac point for any finite-thickness films at the critical point.

In an ideal TI sample with its Fermi level at the Dirac point, as soon as the surface gap opens at the Dirac point, the material should undergo metal-to-insulator transition. So, in principle, this TPT and the related finite-size effect can be detected even with transport measurements. However, high Fermi levels of early generation TI films made this task practically impossible, because these samples remained metallic throughout the transition¹⁶². It was only after the development of the interface-engineered $(\text{Bi}_{1-x}\text{In}_x)_2\text{Se}_3$ films with low Fermi levels (few tens of meV from the Dirac point) that it was made possible to detect TPT-driven MIT and its finite-size effect using transport measurements⁷⁸ (Figs.9a to h). This study shows that topological phase transition in finite-thickness TI films goes through two separate quantum phase transitions: first, topological-metal to normal-metal and then, normal-metal to normal-insulator, generating a well-defined thickness-dependent phase diagram as shown in Fig. 9j and k.

V. Conclusion and outlook

-All aforementioned experiments corroborate the important role of (interfacial) defect suppression, through various growth methodologies, in solving the bulk conduction problem of thin film TIs and eventually reaching quantum regime of TSS. Although TI thin films can grow on almost any substrates regardless of lattice matching due to the van der Waals bonding nature between layers, the very presence of TSS allows charge defects to easily donate mobile carriers without trapping. This is rather the opposite to the situation of conventional semiconductors, where charge defects tend to trap, rather than mobilize, carriers, particularly at the interfaces. Accordingly, in order to reach the quantum regime of TSS near the Dirac point, it is critical to suppress charge defects. The far superior qualities of Bi_2Se_3 films grown on $(\text{Bi}_{1-x}\text{In}_x)_2\text{Se}_3$ buffer layers and bulk crystals²⁶¹ compared to those on lattice-constant-

matched, yet chemically and structurally ill-matched, InP substrate, clearly showcases the importance of chemical and structural matching for reaching the quantum regime of TSS in TI films.

- It is notable that QHE requires even lower Fermi level than QAHE in TI materials. As a matter of fact, QAHE, which had never been observed in any other systems before, was observed ahead of QHE in TI systems, despite QHE having been observed in various 2D systems for many decades before²⁶². Specifically, QAHE was observed in magnetic TI thin films in 2013⁶¹, but the first QHE in a TI system was observed only in 2014 in bulk flakes⁶⁸ and in 2015 in thin film TIs^{57,69}. The exact reason why QAH samples can tolerate higher residual carrier densities than do QH TI samples is unknown yet, but it may be because the internal magnetic strength provided by exchange coupling in a magnetic TI is much stronger than can be provided by any external magnetic field.

-Although QHE are now observed in multiple TI platforms including, gated BSTS single crystals^{68,70}, gated MBE-grown BST films⁶⁹, and interface-engineered MBE-grown pure binary Bi₂Se₃ films both with and without gating^{57,263}, it was only ultra-low carrier density interface-engineered Ti-doped Sb₂Te₃ films which allowed access to the details of the zeroth LL of TSS. These extreme quantum-regime films revealed QIT (quantum Hall to insulator transition) at high magnetic fields⁶⁰. Although QIT implies that the topological (Chern) number changes from 1 to 0, this does not *ipso facto* imply that every QIT should belong to the same universality class. In fact, the extracted dynamical critical exponent $z \approx 2$ in TI Sb₂Te₃ films is clearly different from $z \approx 1$ ^{264,265} of 2DEGs, suggesting that QITs in these two systems should belong to different universality classes. Whether this is due to the different band structures in TIs vs. 2DEGs, or due to some other higher order effects is an open question. Similar studies with other Dirac systems, such as graphene could further shed light on this question.

-While interface engineering schemes have been critical to reaching the quantum regime of topological surface states in non-magnetic TIs by suppressing the residual sheet carrier densities from $\sim 3 \times 10^{13} \text{ cm}^{-2}$ down to $\sim 1 \times 10^{11} \text{ cm}^{-2}$, similar level of interface-engineering schemes have not been fully exploited yet for QAHE. Nonetheless, the enhancement of QAH signatures in magnetic modulation-doped and co-doped MTI films does show that defect control is also important for QAHE. We have yet to see if more exquisite interface engineering schemes can further boost the temperature required for QAHE.

In order to boost the temperature for QAHE, magnetic order in TIs must be better understood. In conventional diluted magnetic semiconductors, long-range ferromagnetic order is believed to arise through coupling between distant magnetic impurities mediated by bulk itinerant charge carriers. However, QAHE exists in an insulating regime (E_F sits in not only in the bulk bandgap, but also in the magnetic exchange-induced TSS gap). The magnetism of QAH insulators, therefore, cannot be attributed to the Ruderman-Kittel-Kasuya-Yosida (RKKY) mechanism, which requires bulk itinerant carriers. Experimental evidence supports this claim. For example, Chang *et al.*²⁶⁶ show that the Curie temperature is almost independent of the carrier density, and they argue that the sheet carrier density of $4 \times 10^{12} \text{ cm}^{-2}$ (extracted from the Hall slope) is too small to support a RKKY mechanism. It is therefore believed that ferromagnetism for the QAH insulators emerges from the van Vleck mechanism. In any case, further investigation is required to pinpoint the exact mechanism of ferromagnetism and the role of surface and bulk carriers.

-Another notable feature of AHE/QAHE in MTI is that its sign is almost exclusively determined by the magnetic ion but not by the carrier type. (Sb,Bi)₂Te₃ thin films doped with Cr²⁶⁶ (Fig. 6b and c) or V⁶² feature positive AH loops regardless of whether the majority carrier type is n- or p-type. Also, the observed QAH loop for Cr-⁶¹ and V-doped (Sb,Bi)₂Te₃⁶² films

has always a positive sign and even at elevated temperatures, when the system is far from the QAHE regime, the sign of the loop remains unchanged (Fig. 6d). Similarly, only positive AHE hysteresis loops have been observed also in V-doped Bi₂Se₃ films¹⁹⁵ as well Cr modulation-doped Bi₂Se₃ films¹⁹⁶, even if Cr-doped Bi₂Se₃ films exhibit only negative-slope paramagnetic AHE (without any hysteresis loop)¹⁹⁷. On the other hand, Mn-based MTIs²⁶⁷ always exhibit negative AHE loops (Fig. 6a). Checkelskey *et al.* also showed that the AH loop for these samples disappears when E_F locates deep in the bulk conduction band ($n_{2D} \approx 3 \times 10^{13} \text{ cm}^{-2}$), indicating that the ferromagnetism is not mediated by bulk carriers. Quantized AHE recently reported in flakes of MnBi₂Te₄ crystals also exhibit only negative AHE loops^{75,232}. There are also other MTI system such as (Sb,Bi)₂Te₃/TIG proximity structure¹⁰⁶, that exhibit only negative AH loops.

Magnetism, either via doping or proximity, induces an exchange gap as well as a finite Berry curvature in an MTI. All the above examples show that the AHE/QAHE response depends not on the carrier type of the MTI system but on the Berry curvature of energy bands (Berry curvature can be thought of as a magnetic field in k-space) and on microscopic origin of the magnetism-induced exchange gap. This is because the Hall conductance can be written as $\sigma_{xy} = \frac{e^2}{2\pi h} \int_{occ} \mathcal{B} d^2k = \frac{e^2}{h} C$ (i.e. the integral of Berry curvature \mathcal{B} over the entire occupied states; C is the Chern number, which is ± 1 in TIs). Moreover, if the integration covers the entire Brillouin-zone, which is the case for QAHE where the Fermi level is located in the exchange gap of an MTI, the Hall conductance becomes an integer number: see Fig. 6e and f. However, in the case of AHE in an MTI or in a normal FM metal²⁶⁸, where the band is partially filled, the integration is not over the entire Brillouin zone, and thus, the Hall resistance/conductance is not quantized. Hence, how magnetism couples with an MTI and how it induces an exchange gap is what could determine the sign of the loop.

- Combination of superconductors and TIs²⁶⁹⁻²⁷¹ can lead to another set of interesting physics. For instance, it is believed that proximity effect between a TI and an s-wave superconductor could generate Majorana fermions at vortices with the interface hosting spinless p-wave superconductivity. Additionally, in principle, a superconductor in good electrical contact with a QAH insulator should proximitize a superconducting gap in the QAH insulator, forming a topological superconductor (TSC) with chiral Majorana edge modes (CMEMs) propagating along the boundary of the TSC. Under an appropriate applied field, it is predicted that only a single CMEM propagates, which leads to a half-quantized two-terminal conductance ($\sigma_{12} = \frac{e^2}{2h}$)²⁷². Such a half-quantized conductance plateau was reported a few years ago⁷⁹ but recently refuted by other group⁸⁰. In fact, a half-quantized conductance plateau could instead result from dissipative effects in the QAH insulator, rather than the presence of CMEMs^{273,274}. Considering that interface is where all the interesting physics occurs in these topological materials, finding proper interface engineering schemes must be essential in order to reveal all these intriguing topological features.

REFERENCES

1. M. Z. Hasan & C. L. Kane. Colloquium: topological insulators. *Reviews of Modern Physics* (2010).
2. J. E. Moore. The birth of topological insulators. *Nature* **464**, 194-198 (2010).
3. J. Moore. Topological insulators: The next generation. *Nat Phys* **5**, 378-380 (2009).
4. L. Fu, C. L. Kane & E. J. Mele. Topological insulators in three dimensions. *Phys. Rev. Lett.* **98**, 106803 (2007).
5. X.-L. Qi & S.-C. Zhang. Topological insulators and superconductors. *Rev. Mod. Phys.* **83**, 1057-1110 (2011).
6. Y. Ando. Topological Insulator Materials. *J. Phys. Soc. Jpn.* **82**, 102001 (2013).
7. B. A. Bernevig, T. L. Hughes & S. C. Zhang. Quantum spin Hall effect and topological phase transition in HgTe quantum wells. *Science* **314**, 1757-1761 (2006).
8. D. Hsieh et al. A topological Dirac insulator in a quantum spin Hall phase. *Nature* **452**, 970-974 (2008).
9. D. Hsieh et al. Observation of unconventional quantum spin textures in topological insulators. *Science* **323**, 919-922 (2009).
10. A. Nishide et al. Direct mapping of the spin-filtered surface bands of a three-dimensional quantum spin Hall insulator. *Phys. Rev. B* **81**, 041309 (2010).
11. P. Roushan et al. Topological surface states protected from backscattering by chiral spin texture. *Nature* **460**, 1106-1109 (2009).
12. H. Zhang et al. Topological insulators in Bi₂Se₃, Bi₂Te₃ and Sb₂Te₃ with a single Dirac cone on the surface. *Nat Phys* **5**, 438-442 (2009).
13. Z. Wei, Y. Rui, Z. Hai-Jun, D. Xi & F. Zhong. First-principles studies of the three-dimensional strong topological insulators Bi₂Te₃, Bi₂Se₃ and Sb₂Te₃. *New Journal of Physics* **12**, 065013 (2010).
14. Y. Xia et al. Observation of a large-gap topological-insulator class with a single Dirac cone on the surface. *Nat. Phys.* **5**, 398-402 (2009).
15. Y. L. Chen et al. Experimental realization of a three-dimensional topological insulator, Bi₂Te₃. *Science* **325**, 178-181 (2009).
16. D. Hsieh et al. Observation of time-reversal-protected single-dirac-cone topological-insulator states in Bi₂Te₃ and Sb₂Te₃. *Phys. Rev. Lett.* **103**, 146401 (2009).
17. Y. Cao et al. Mapping the orbital wavefunction of the surface states in three-dimensional topological insulators. *Nat. Phys.* **9**, 499 (2013).
18. B. Marco et al. The electronic structure of clean and adsorbate-covered Bi₂Se₃: an angle-resolved photoemission study. *Semicond. Sci. Technol.* **27**, 124001 (2012).
19. S. Urazhdin et al. Surface effects in layered semiconductors Bi₂Se₃ and Bi₂Te₃. *Phys. Rev. B* **69**, 085313 (2004).
20. P. Cheng et al. Landau quantization of topological surface states in Bi₂Se₃. *Phys. Rev. Lett.* **105**, 076801 (2010).
21. T. Zhang et al. Experimental demonstration of topological surface states protected by time-reversal symmetry. *Phys. Rev. Lett.* **103**, 266803 (2009).
22. Z. Alpichshev et al. STM imaging of electronic waves on the surface of Bi₂Te₃: topologically protected surface states and hexagonal warping effects. *Phys. Rev. Lett.* **104**, 016401 (2010).
23. T. Hanaguri, K. Igarashi, M. Kawamura, H. Takagi & T. Sasagawa. Momentum-resolved Landau-level spectroscopy of Dirac surface state in Bi₂Se₃. *Phys. Rev. B* **82**, 081305 (2010).
24. D. C. Tsui, H. L. Stormer & A. C. Gossard. Two-Dimensional Magnetotransport in the Extreme Quantum Limit. *Phys. Rev. Lett.* **48**, 1559-1562 (1982).
25. R. B. Laughlin. Anomalous Quantum Hall Effect: An Incompressible Quantum Fluid with Fractionally Charged Excitations. *Phys. Rev. Lett.* **50**, 1395-1398 (1983).
26. H. L. Stormer et al. Fractional Quantization of the Hall Effect. *Phys. Rev. Lett.* **50**, 1953-1956 (1983).

27. S. Yoshida, S. Misawa & S. Gonda. Improvements on the electrical and luminescent properties of reactive molecular beam epitaxially grown GaN films by using AlN-coated sapphire substrates. *Appl. Phys. Lett.* **42**, 427-429 (1983).
28. H. Amano, N. Sawaki, I. Akasaki & Y. Toyoda. Metalorganic vapor phase epitaxial growth of a high quality GaN film using an AlN buffer layer. *Appl. Phys. Lett.* **48**, 353-355 (1986).
29. S. Nakamura. GaN Growth Using GaN Buffer Layer. *Jpn. J. Appl. Phys.* **30**, L1705-L1707 (1991).
30. G. Zhang et al. Growth of Topological Insulator Bi₂Se₃ Thin Films on SrTiO₃ with Large Tunability in Chemical Potential. *Adv. Funct. Mater.* **21**, 2351-2355 (2011).
31. H. Yuan et al. Liquid-gated ambipolar transport in ultrathin films of a topological insulator Bi₂Te₃. *Nano Lett.* **11**, 2601-2605 (2011).
32. D. Kong et al. Ambipolar field effect in the ternary topological insulator (Bi_xSb_{1-x})₂Te₃ by composition tuning. *Nat. Nanotechnol.* **6**, 705 (2011).
33. L. Wu et al. Tuning and stabilizing topological insulator Bi₂Se₃ in the intrinsic regime by charge extraction with organic overlayers. *Appl. Phys. Lett.* **108**, 221603 (2016).
34. R. M. Ireland et al. Nonvolatile Solid-State Charged-Polymer Gating of Topological Insulators into the Topological Insulating Regime. *Physical Review Applied* **9**, 044003 (2018).
35. F. Yang et al. Top gating of epitaxial (Bi_{1-x}Sb_x)₂Te₃ topological insulator thin films. *Applied Physics Letters* **104**, 161614 (2014).
36. H. Steinberg, D. R. Gardner, Y. S. Lee & P. Jarillo-Herrero. Surface State Transport and Ambipolar Electric Field Effect in Bi₂Se₃ Nanodevices. *Nano Letters* **10**, 5032-5036 (2010).
37. B. Sacépé et al. Gate-tuned normal and superconducting transport at the surface of a topological insulator. *Nat. Commun.* **2**, 575 (2011).
38. S. Cho, N. P. Butch, J. Paglione & M. S. Fuhrer. Insulating behavior in ultrathin bismuth selenide field effect transistors. *Nano Lett.* **11**, 1925-1927 (2011).
39. J. Sánchez-Barriga et al. Anomalous behavior of the electronic structure of (Bi_{1-x}In_x)₂Se₃ across the quantum phase transition from topological to trivial insulator. *Phys. Rev. B* **98**, 235110 (2018).
40. N. Bansal et al. Epitaxial growth of topological insulator Bi₂Se₃ film on Si(111) with atomically sharp interface. *Thin Solid Films* **520**, 224-229 (2011).
41. N. Bansal et al. Robust topological surface states of Bi₂Se₃ thin films on amorphous SiO₂/Si substrate and a large ambipolar gating effect. *Appl. Phys. Lett.* **104**, 241606 (2014).
42. N. Bansal, Y. S. Kim, M. Brahlek, E. Edrey & S. Oh. Thickness-independent transport channels in topological insulator Bi₂Se₃ thin films. *Phys. Rev. Lett.* **109**, 116804 (2012).
43. C.-L. Song et al. Topological insulator Bi₂Se₃ thin films grown on double-layer graphene by molecular beam epitaxy. *Appl. Phys. Lett.* **97**, 143118 (2010).
44. Z. Ren, A. A. Taskin, S. Sasaki, K. Segawa & Y. Ando. Fermi level tuning and a large activation gap achieved in the topological insulator Bi₂Te₂Se by Sn doping. *Phys. Rev. B* **85**, 155301 (2012).
45. M. Brahlek, N. Koirala, M. Salehi, N. Bansal & S. Oh. Emergence of decoupled surface transport channels in bulk insulating Bi₂Se₃ thin films. *Phys. Rev. Lett.* **113**, 026801 (2014).
46. S. Jia et al. Low-carrier-concentration crystals of the topological insulator Bi₂Te₂Se. *Phys. Rev. B* **84**, 235206 (2011).
47. J. Zhang et al. Band structure engineering in (Bi_{1-x}Sb_x)₂Te₃ ternary topological insulators. *Nat. Commun.* **2**, 574 (2011).
48. M. Neupane et al. Topological surface states and Dirac point tuning in ternary topological insulators. *Phys. Rev. B* **85**, 235406 (2012).
49. D. Kong et al. Ambipolar field effect in the ternary topological insulator (Bi_xSb_{1-x})₂Te₃ by composition tuning. *Nat Nano* **6**, 705-709 (2011).
50. K. Kuroda et al. Experimental realization of a three-dimensional topological insulator phase in ternary chalcogenide TlBiSe₂. *Phys. Rev. Lett.* **105**, 146801 (2010).
51. L.-L. Wang & D. D. Johnson. Ternary tetradymite compounds as topological insulators. *Phys. Rev. B* **83**, 241309 (2011).
52. Z. Ren, A. A. Taskin, S. Sasaki, K. Segawa & Y. Ando. Large bulk resistivity and surface quantum oscillations in the topological insulator Bi₂Te₂Se. *Phys. Rev. B* **82** (2010).

53. J. Xiong et al. Quantum oscillations in a topological insulator $\text{Bi}_2\text{Te}_2\text{Se}$ with large bulk resistivity. *Physica E: Low-dimensional Systems and Nanostructures* **44**, 917-920 (2012).
54. T. Arakane et al. Tunable Dirac cone in the topological insulator $\text{Bi}_{2-x}\text{Sb}_x\text{Te}_{3-y}\text{Se}_y$. *Nature Communications* **3**, 636 (2012).
55. Z. Ren, A. A. Taskin, S. Sasaki, K. Segawa & Y. Ando. Optimizing $\text{Bi}_{2-x}\text{Sb}_x\text{Te}_{3-y}\text{Se}_y$ solid solutions to approach the intrinsic topological insulator regime. *Phys. Rev. B* **84**, 165311 (2011).
56. A. A. Taskin, Z. Ren, S. Sasaki, K. Segawa & Y. Ando. Observation of dirac holes and electrons in a topological insulator. *Phys. Rev. Lett.* **107**, 016801 (2011).
57. N. Koirala et al. Record Surface State Mobility and Quantum Hall Effect in Topological Insulator Thin Films via Interface Engineering. *Nano Lett.* **15**, 8245-8249 (2015).
58. Y. S. Kim et al. Thickness-dependent bulk properties and weak antilocalization effect in topological insulator Bi_2Se_3 . *Phys. Rev. B* **84**, 073109 (2011).
59. J. Moon et al. Solution to the Hole-Doping Problem and Tunable Quantum Hall Effect in Bi_2Se_3 Thin Films. *Nano Lett.* **18**, 820-826 (2018).
60. M. Salehi et al. Quantum-Hall to Insulator Transition in Ultra-Low-Carrier-Density Topological Insulator Films and a Hidden Phase of the Zeroth Landau Level. *Adv. Mater.* **31**, e1901091 (2019).
61. C. Z. Chang et al. Experimental observation of the quantum anomalous Hall effect in a magnetic topological insulator. *Science* **340**, 167-170 (2013).
62. C. Z. Chang et al. High-precision realization of robust quantum anomalous Hall state in a hard ferromagnetic topological insulator. *Nat. Mater.* **14**, 473-477 (2015).
63. M. Mogi et al. Magnetic modulation doping in topological insulators toward higher-temperature quantum anomalous Hall effect. *Appl. Phys. Lett.* **107**, 182401 (2015).
64. J. G. Checkelsky et al. Trajectory of the anomalous Hall effect towards the quantized state in a ferromagnetic topological insulator. *Nat. Phys.* **10**, 731-736 (2014).
65. X. Kou et al. Scale-invariant quantum anomalous Hall effect in magnetic topological insulators beyond the two-dimensional limit. *Phys. Rev. Lett.* **113**, 137201 (2014).
66. C. Z. Chang et al. Observation of the Quantum Anomalous Hall Insulator to Anderson Insulator Quantum Phase Transition and its Scaling Behavior. *Phys. Rev. Lett.* **117**, 126802 (2016).
67. X. Kou et al. Metal-to-insulator switching in quantum anomalous Hall states. *Nat. Commun.* **6**, 8474 (2015).
68. Y. Xu et al. Observation of topological surface state quantum Hall effect in an intrinsic three-dimensional topological insulator. *Nat. Phys.* **10**, 956-963 (2014).
69. R. Yoshimi et al. Quantum Hall effect on top and bottom surface states of topological insulator $(\text{Bi}_{1-x}\text{Sb}_x)_2\text{Te}_3$ films. *Nat. Commun.* **6**, 6627 (2015).
70. Y. Xu, I. Miotkowski & Y. P. Chen. Quantum transport of two-species Dirac fermions in dual-gated three-dimensional topological insulators. *Nature Communications* **7**, 11434 (2016).
71. D. Xiao et al. Realization of the Axion Insulator State in Quantum Anomalous Hall Sandwich Heterostructures. *Phys. Rev. Lett.* **120**, 056801 (2018).
72. M. Mogi et al. A magnetic heterostructure of topological insulators as a candidate for an axion insulator. *Nat. Mater.* **16**, 516-521 (2017).
73. M. Mogi et al. Tailoring tricolor structure of magnetic topological insulator for robust axion insulator. *Science Advances* **3** (2017).
74. Y. Hou & R. Wu. Axion Insulator State in a Ferromagnet/Topological Insulator/Antiferromagnet Heterostructure. *Nano Lett.* **19**, 2472-2477 (2019).
75. C. Liu et al. Robust axion insulator and Chern insulator phases in a two-dimensional antiferromagnetic topological insulator. *Nat. Mater.* (2020).
76. L. Wu et al. Quantized Faraday and Kerr rotation and axion electrodynamics of a 3D topological insulator. *Science* **354**, 1124-1127 (2016).
77. M. Mondal et al. Electric field modulated topological magnetoelectric effect in Bi_2Se_3 . *Phys. Rev. B* **98**, 121106 (2018).
78. M. Salehi et al. Finite-Size and Composition-Driven Topological Phase Transition in $(\text{Bi}_{1-x}\text{In}_x)_2\text{Se}_3$ Thin Films. *Nano Lett.* **16**, 5528-5532 (2016).
79. Q. L. He et al. Chiral Majorana fermion modes in a quantum anomalous Hall insulator–superconductor structure. *Science* **357**, 294 (2017).

80. M. Kayyalha et al. Absence of evidence for chiral Majorana modes in quantum anomalous Hall-superconductor devices. *Science* **367**, 64-67 (2020).
81. B. Lian, X. Q. Sun, A. Vaezi, X. L. Qi & S. C. Zhang. Topological quantum computation based on chiral Majorana fermions. *Proc. Natl. Acad. Sci. U.S.A.* **115**, 10938-10942 (2018).
82. J. Kim et al. Highly Sensitive, Gate-Tunable, Room-Temperature Mid-Infrared Photodetection Based on Graphene–Bi₂Se₃ Heterostructure. *ACS Photonics* **4**, 482-488 (2017).
83. J. Han et al. Room-Temperature Spin-Orbit Torque Switching Induced by a Topological Insulator. *Physical Review Letters* **119**, 077702 (2017).
84. M. Brahlek, N. Koirala, N. Bansal & S. Oh. Transport properties of topological insulators: Band bending, bulk metal-to-insulator transition, and weak anti-localization. *Solid State Commun.* **215-216**, 54-62 (2015).
85. H. M. Benia, C. Lin, K. Kern & C. R. Ast. Reactive chemical doping of the Bi₂Se₃ topological insulator. *Phys. Rev. Lett.* **107**, 177602 (2011).
86. M. Brahlek, Y. S. Kim, N. Bansal, E. Edrey & S. Oh. Surface versus bulk state in topological insulator Bi₂Se₃ under environmental disorder. *Appl. Phys. Lett.* **99**, 012109 (2011).
87. M. Bianchi et al. Coexistence of the topological state and a two-dimensional electron gas on the surface of Bi₂Se₃. *Nat. Commun.* **1**, 128 (2010).
88. E. K. de Vries et al. Coexistence of bulk and surface states probed by Shubnikov–de Haas oscillations in Bi₂Se₃ with high charge-carrier density. *Phys. Rev. B* **96**, 045433 (2017).
89. K. Eto, Z. Ren, A. A. Taskin, K. Segawa & Y. Ando. Angular-dependent oscillations of the magnetoresistance in Bi₂Se₃ due to the three-dimensional bulk Fermi surface. *Phys. Rev. B* **81**, 195309 (2010).
90. Z. Ren, A. A. Taskin, S. Sasaki, K. Segawa & Y. Ando. Observations of two-dimensional quantum oscillations and ambipolar transport in the topological insulator Bi₂Se₃ achieved by Cd doping. *Phys. Rev. B* **84**, 075316 (2011).
91. N. P. Butch et al. Strong surface scattering in ultrahigh-mobility Bi₂Se₃ topological insulator crystals. *Phys. Rev. B* **81**, 241301(R) (2010).
92. J. G. Analytis et al. Bulk Fermi surface coexistence with Dirac surface state in Bi₂Se₃: A comparison of photoemission and Shubnikov–de Haas measurements. *Phys. Rev. B* **81**, 205407 (2010).
93. M. Brahlek. Criteria for Realizing Room-Temperature Electrical Transport Applications of Topological Materials. *Adv. Mater.* **32**, e2005698 (2020).
94. P. P. Edwards & M. J. Sienko. The transition to the metallic state. *Acc. Chem. Res.* **15**, 87-93 (2002).
95. Y. Zhang et al. Crossover of the three-dimensional topological insulator Bi₂Se₃ to the two-dimensional limit. *Nat. Phys.* **6**, 584-588 (2010).
96. Y. F. Lee, R. Kumar, F. Hunte, J. Narayan & J. Schwartz. Microstructure and transport properties of epitaxial topological insulator Bi₂Se₃ thin films grown on MgO (100), Cr₂O₃ (0001), and Al₂O₃ (0001) templates. *J. Appl. Phys.* **118**, 125309 (2015).
97. A. Kandala et al. Growth and characterization of hybrid insulating ferromagnet-topological insulator heterostructure devices. *Appl. Phys. Lett.* **103**, 202409 (2013).
98. M. Li et al. Proximity-Driven Enhanced Magnetic Order at Ferromagnetic-Insulator-Magnetic-Topological-Insulator Interface. *Phys. Rev. Lett.* **115**, 087201 (2015).
99. F. Katmis et al. A high-temperature ferromagnetic topological insulating phase by proximity coupling. *Nature* **533**, 513-516 (2016).
100. C. Lee, F. Katmis, P. Jarillo-Herrero, J. S. Moodera & N. Gedik. Direct measurement of proximity-induced magnetism at the interface between a topological insulator and a ferromagnet. *Nature communications* **7** (2016).
101. P. Wei et al. Exchange-coupling-induced symmetry breaking in topological insulators. *Phys. Rev. Lett.* **110**, 186807 (2013).
102. M. Lang et al. Proximity induced high-temperature magnetic order in topological insulator-ferrimagnetic insulator heterostructure. *Nano Lett.* **14**, 3459-3465 (2014).
103. W. Liu et al. Enhancing magnetic ordering in Cr-doped Bi₂Se₃ using high-TC ferrimagnetic insulator. *Nano Lett.* **15**, 764-769 (2014).

104. Z. Jiang et al. Structural and proximity-induced ferromagnetic properties of topological insulator-magnetic insulator heterostructures. *AIP Advances* **6**, 055809 (2016).
105. Z. Jiang et al. Independent Tuning of Electronic Properties and Induced Ferromagnetism in Topological Insulators with Heterostructure Approach. *Nano Lett.* **15**, 5835-5840 (2015).
106. C. Tang et al. Above 400-K robust perpendicular ferromagnetic phase in a topological insulator. *Sci. Adv.* **3**, e1700307 (2017).
107. Q. L. He et al. Tailoring exchange couplings in magnetic topological-insulator/antiferromagnet heterostructures. *Nat. Mater.* **16**, 94-100 (2017).
108. W. Yang et al. Proximity effect between a topological insulator and a magnetic insulator with large perpendicular anisotropy. *Appl. Phys. Lett.* **105**, 092411 (2014).
109. L. D. Alegria et al. Large anomalous Hall effect in ferromagnetic insulator-topological insulator heterostructures. *Appl. Phys. Lett.* **105**, 053512 (2014).
110. S. Y. Huang et al. Proximity Effect induced transport Properties between MBE grown $(\text{Bi}_{1-x}\text{Sb}_x)_2\text{Se}_3$ Topological Insulators and Magnetic Insulator CoFe_2O_4 . *Sci Rep* **7**, 2422 (2017).
111. E. K. de Vries et al. Towards the understanding of the origin of charge-current-induced spin voltage signals in the topological insulator Bi_2Se_3 . *Phys. Rev. B* **92**, 201102 (2015).
112. H. H. Kung et al. Surface vibrational modes of the topological insulator Bi_2Se_3 observed by Raman spectroscopy. *Phys. Rev. B* **95**, 245406 (2017).
113. X. Liu et al. Structural properties of Bi_2Te_3 and Bi_2Se_3 topological insulators grown by molecular beam epitaxy on GaAs(001) substrates. *Appl. Phys. Lett.* **99**, 171903 (2011).
114. X. Liu et al. Characterization of Bi_2Te_3 and Bi_2Se_3 topological insulators grown by MBE on (001) GaAs substrates. *Journal of Vacuum Science & Technology B, Nanotechnology and Microelectronics: Materials, Processing, Measurement, and Phenomena* **30**, 02B103 (2012).
115. Z. Zeng et al. Molecular beam epitaxial growth of Bi_2Te_3 and Sb_2Te_3 topological insulators on GaAs (111) substrates: a potential route to fabricate topological insulator p-n junction. *AIP Advances* **3**, 072112 (2013).
116. A. Richardella et al. Coherent heteroepitaxy of Bi_2Se_3 on GaAs (111)B. *Appl. Phys. Lett.* **97**, 262104 (2010).
117. S. Schreyeck et al. Molecular beam epitaxy of high structural quality Bi_2Se_3 on lattice matched InP(111) substrates. *Appl. Phys. Lett.* **102**, 041914 (2013).
118. N. V. Tarakina et al. Comparative Study of the Microstructure of Bi_2Se_3 Thin Films Grown on Si(111) and InP(111) Substrates. *Cryst. Growth Des.* **12**, 1913-1918 (2012).
119. X. Guo et al. Single domain Bi_2Se_3 films grown on InP(111)A by molecular-beam epitaxy. *Appl. Phys. Lett.* **102**, 151604 (2013).
120. X. F. Kou et al. Epitaxial growth of high mobility Bi_2Se_3 thin films on CdS. *Appl. Phys. Lett.* **98**, 242102 (2011).
121. Y. H. Liu et al. Gate-tunable coherent transport in Se-capped Bi_2Se_3 grown on amorphous SiO_2/Si . *Applied Physics Letters* **107**, 012106 (2015).
122. S. K. Jerng et al. Ordered growth of topological insulator Bi_2Se_3 thin films on dielectric amorphous SiO_2 by MBE. *Nanoscale* **5**, 10618-10622 (2013).
123. Y. Liu et al. Tuning Dirac states by strain in the topological insulator Bi_2Se_3 . *Nat Phys* **10**, 294-299 (2014).
124. Y. Liu, M. Weinert & L. Li. Spiral growth without dislocations: molecular beam epitaxy of the topological insulator Bi_2Se_3 on epitaxial graphene/SiC(0001). *Phys. Rev. Lett.* **108**, 115501 (2012).
125. D. Kim, P. Syers, N. P. Butch, J. Paglione & M. S. Fuhrer. Ambipolar surface state thermoelectric power of topological insulator Bi_2Se_3 . *Nano Lett.* **14**, 1701-1706 (2014).
126. J. Chen et al. Gate-voltage control of chemical potential and weak antilocalization in Bi_2Se_3 . *Phys. Rev. Lett.* **105**, 176602 (2010).
127. K. H. M. Chen et al. Van der Waals epitaxy of topological insulator Bi_2Se_3 on single layer transition metal dichalcogenide MoS_2 . *Appl. Phys. Lett.* **111**, 083106 (2017).
128. H. D. Li et al. The van der Waals epitaxy of Bi_2Se_3 on the vicinal Si(111) surface: an approach for preparing high-quality thin films of a topological insulator. *New Journal of Physics* **12**, 103038 (2010).

129. G. Zhang et al. Quintuple-layer epitaxy of thin films of topological insulator Bi_2Se_3 . *Appl. Phys. Lett.* **95**, 053114 (2009).
130. K. J. Wan, T. Guo, W. K. Ford & J. C. Hermanson. Initial growth of Bi films on a Si(111) substrate: Two phases of $\sqrt{3} \times \sqrt{3}$ low-energy-electron-diffraction pattern and their geometric structures. *Phys Rev B Condens Matter* **44**, 3471-3474 (1991).
131. Z. Chen et al. Molecular Beam Epitaxial Growth and Properties of Bi_2Se_3 Topological Insulator Layers on Different Substrate Surfaces. *J. Electron. Mater.* **43**, 909-913 (2013).
132. N. Bansal et al. Transferring MBE-Grown Topological Insulator Films to Arbitrary Substrates and Metal–Insulator Transition via Dirac Gap. *Nano Lett.* **14**, 1343-1348 (2014).
133. J. G. Analytis et al. Two-dimensional surface state in the quantum limit of a topological insulator. *Nat Phys* **6**, 960-964 (2010).
134. A. A. Taskin, S. Sasaki, K. Segawa & Y. Ando. Manifestation of topological protection in transport properties of epitaxial Bi_2Se_3 thin films. *Phys. Rev. Lett.* **109**, 066803 (2012).
135. S. Hikami, A. I. Larkin & Y. Nagaoka. Spin-Orbit Interaction and Magnetoresistance in the Two Dimensional Random System. *Prog. Theor. Phys.* **63**, 707-710 (1980).
136. M. Liu et al. Electron interaction-driven insulating ground state in Bi_2Se_3 topological insulators in the two-dimensional limit. *Phys. Rev. B* **83**, 165440 (2011).
137. I. Garate & L. Glazman. Weak localization and antilocalization in topological insulator thin films with coherent bulk-surface coupling. *Phys. Rev. B* **86**, 035422 (2012).
138. M. Lang et al. Competing weak localization and weak antilocalization in ultrathin topological insulators. *Nano Lett.* **13**, 48-53 (2013).
139. M. Liu et al. Crossover between weak antilocalization and weak localization in a magnetically doped topological insulator. *Phys. Rev. Lett.* **108**, 036805 (2012).
140. Q. I. Yang et al. Emerging weak localization effects on a topological insulator–insulating ferromagnet (Bi_2Se_3 -EuS) interface. *Phys. Rev. B* **88**, 081407 (2013).
141. J. Chen et al. Tunable surface conductivity in Bi_2Se_3 revealed in diffusive electron transport. *Phys. Rev. B* **83**, 241304 (2011).
142. H. Steinberg, J. B. Laloë, V. Fatemi, J. S. Moodera & P. Jarillo-Herrero. Electrically tunable surface-to-bulk coherent coupling in topological insulator thin films. *Phys. Rev. B* **84**, 233101 (2011).
143. M. J. Brahlek et al. Tunable inverse topological heterostructure utilizing $(\text{Bi}_{1-x}\text{In}_x)_2\text{Se}_3$ and multichannel weak-antilocalization effect. *Phys. Rev. B* **93** (2016).
144. P. P. Shibayev et al. Engineering Topological Superlattices and Phase Diagrams. *Nano Lett.* **19**, 716-721 (2019).
145. Y. Jiang et al. Landau quantization and the thickness limit of topological insulator thin films of Sb_2Te_3 . *Phys. Rev. Lett.* **108**, 016401 (2012).
146. C.-Z. Chang et al. Growth of quantum well films of topological insulator Bi_2Se_3 on insulating substrate. *Spin*. **1**, 21 (2011).
147. Y. Y. Li et al. Intrinsic topological insulator Bi_2Te_3 thin films on Si and their thickness limit. *Adv. Mater.* **22**, 4002-4007 (2010).
148. A. Masaki et al. Fermi-Level Tuning of Topological Insulator Thin Films. *Jpn. J. Appl. Phys.* **52**, 110112 (2013).
149. S. Souma et al. Topological surface states in lead-based ternary telluride $\text{Pb}(\text{Bi}_{1-x}\text{Sb}_x)_2\text{Te}_4$. *Phys. Rev. Lett.* **108**, 116801 (2012).
150. Z. Wang et al. Tuning carrier type and density in Bi_2Se_3 by Ca-doping. *Appl. Phys. Lett.* **97**, 042112 (2010).
151. Y. S. Hor et al. p-type Bi_2Se_3 for topological insulator and low-temperature thermoelectric applications. *Phys. Rev. B* **79**, 195208 (2009).
152. L. Wu et al. High-Resolution Faraday Rotation and Electron-Phonon Coupling in Surface States of the Bulk-Insulating Topological Insulator $\text{Cu}_{0.02}\text{Bi}_2\text{Se}_3$. *Phys. Rev. Lett.* **115**, 217602 (2015).
153. Y. S. Hor et al. Superconductivity in $\text{Cu}_x\text{Bi}_2\text{Se}_3$ and its implications for pairing in the undoped topological insulator. *Phys. Rev. Lett.* **104**, 057001 (2010).
154. Y. H. Choi et al. Transport and magnetic properties of Cr-, Fe-, Cu-doped topological insulators. *J. Appl. Phys.* **109**, 07E312 (2011).

155. K. Segawa et al. Ambipolar transport in bulk crystals of a topological insulator by gating with ionic liquid. *Phys. Rev. B* **86**, 075306 (2012).
156. B. Xia et al. Indications of surface-dominated transport in single crystalline nanoflake devices of topological insulator $\text{Bi}_{1.5}\text{Sb}_{0.5}\text{Te}_{1.8}\text{Se}_{1.2}$. *Phys. Rev. B* **87**, 085442 (2013).
157. J. G. Analytis et al. Two-dimensional surface state in the quantum limit of a topological insulator. *Nature Physics* **6**, 960 (2010).
158. L. He et al. Surface-dominated conduction in a 6 nm thick Bi_2Se_3 thin film. *Nano Lett.* **12**, 1486-1490 (2012).
159. C. Weyrich et al. Growth, characterization, and transport properties of ternary $(\text{Bi}_{1-x}\text{Sb}_x)_2\text{Te}_3$ topological insulator layers. *J. Phys.: Condens. Matter* **28**, 495501 (2016).
160. S. Shimizu et al. Gate control of surface transport in MBE-grown topological insulator $(\text{Bi}_{1-x}\text{Sb}_x)_2\text{Te}_3$ thin films. *Phys. Rev. B* **86**, 045319 (2012).
161. X. Yao, H. T. Yi, D. Jain & S. Oh. Suppressing carrier density in $(\text{Bi}_x\text{Sb}_{1-x})_2\text{Te}_3$ films using Cr_2O_3 interfacial layers. *J. Phys. D: Appl. Phys.* **54**, 504007 (2021).
162. M. Brahlek et al. Topological-metal to band-insulator transition in $(\text{Bi}_{1-x}\text{In}_x)_2\text{Se}_3$ thin films. *Phys. Rev. Lett.* **109**, 186403 (2012).
163. L. Wu et al. A sudden collapse in the transport lifetime across the topological phase transition in $(\text{Bi}_{1-x}\text{In}_x)_2\text{Se}_3$. *Nat. Phys.* **9**, 410 (2013).
164. R. Lou et al. Sudden gap closure across the topological phase transition in $\text{Bi}_{2-x}\text{In}_x\text{Se}_3$. *Phys. Rev. B* **92**, 115150 (2015).
165. J. Liu & D. Vanderbilt. Topological phase transitions in $(\text{Bi}_{1-x}\text{In}_x)_2\text{Se}_3$ and $(\text{Bi}_{1-x}\text{Sb}_x)_2\text{Se}_3$. *Phys. Rev. B* **88**, 224202 (2013).
166. M. Salehi et al. Stability of low-carrier-density topological-insulator Bi_2Se_3 thin films and effect of capping layers. *APL Materials* **3**, 091101 (2015).
167. J. Dai et al. Restoring pristine Bi_2Se_3 surfaces with an effective Se decapping process. *Nano Res.* **8**, 1222-1228 (2014).
168. M. T. Edmonds et al. Air-stable electron depletion of Bi_2Se_3 using molybdenum trioxide into the topological regime. *ACS Nano* **8**, 6400-6406 (2014).
169. A. J. Rosenberg & A. J. Strauss. Solid solutions of In_2Te_3 in Sb_2Te_3 and Bi_2Te_3 . *J. Phys. Chem. Solids* **19**, 105-116 (1961).
170. S. S. Hong, J. J. Cha, D. Kong & Y. Cui. Ultra-low carrier concentration and surface-dominant transport in antimony-doped Bi_2Se_3 topological insulator nanoribbons. *Nat. Commun.* **3**, 757 (2012).
171. S. Matsuo et al. Weak antilocalization and conductance fluctuation in a submicrometer-sized wire of epitaxial Bi_2Se_3 . *Phys. Rev. B* **85**, 075440 (2012).
172. Y. Zhao et al. Demonstration of surface transport in a hybrid $\text{Bi}_2\text{Se}_3/\text{Bi}_2\text{Te}_3$ heterostructure. *Sci Rep* **3**, 3060 (2013).
173. H. Wang et al. Crossover between Weak Antilocalization and Weak Localization of Bulk States in Ultrathin Bi_2Se_3 Films. *Scientific Reports* **4**, 5817 (2014).
174. P. Joon Young et al. Molecular beam epitaxial growth and electronic transport properties of high quality topological insulator Bi_2Se_3 thin films on hexagonal boron nitride. *2D Materials* **3**, 035029 (2016).
175. A. Roy et al. Two-dimensional weak anti-localization in Bi_2Te_3 thin film grown on $\text{Si}(111)-(7 \times 7)$ surface by molecular beam epitaxy. *Appl. Phys. Lett.* **102**, 163118 (2013).
176. M. Lanius et al. P-N Junctions in Ultrathin Topological Insulator $\text{Sb}_2\text{Te}_3/\text{Bi}_2\text{Te}_3$ Heterostructures Grown by Molecular Beam Epitaxy. *Cryst. Growth Des.* **16**, 2057-2061 (2016).
177. P. Ngabonziza et al. Gate-Tunable Transport Properties of In Situ Capped Bi_2Te_3 Topological Insulator Thin Films. *Advanced Electronic Materials* **2**, 1600157-n/a (2016).
178. Y. Takagaki, A. Giussani, K. Perumal, R. Calarco & K. J. Friedland. Robust topological surface states in Sb_2Te_3 layers as seen from the weak antilocalization effect. *Phys. Rev. B* **86**, 125137 (2012).
179. C. Weyrich et al. Magnetoresistance oscillations in MBE-grown Sb_2Te_3 thin films. *Appl. Phys. Lett.* **110**, 092104 (2017).

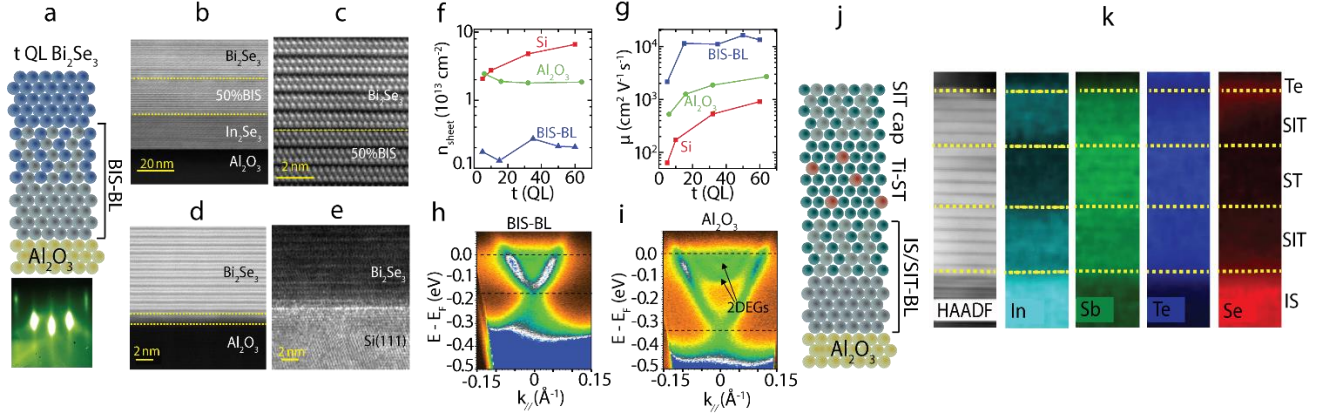
180. L. He, X. Kou & K. L. Wang. Review of 3D topological insulator thin-film growth by molecular beam epitaxy and potential applications. *physica status solidi (RRL) – Rapid Research Letters* **7**, 50-63 (2013).
181. T. Morimoto, A. Furusaki & N. Nagaosa. Charge and spin transport in edge channels of a $\nu=0$ quantum Hall system on the surface of topological insulators. *Phys. Rev. Lett.* **114**, 146803 (2015).
182. T. Morimoto, A. Furusaki & N. Nagaosa. Topological magnetoelectric effects in thin films of topological insulators. *Phys. Rev. B* **92**, 085113 (2015).
183. J. Wang, B. Lian, X.-L. Qi & S.-C. Zhang. Quantized topological magnetoelectric effect of the zero-plateau quantum anomalous Hall state. *Phys. Rev. B* **92**, 081107 (2015).
184. D. Tilahun, B. Lee, E. M. Hankiewicz & A. H. MacDonald. Quantum Hall superfluids in topological insulator thin films. *Phys. Rev. Lett.* **107**, 246401 (2011).
185. C. X. Liu, X. L. Qi, X. Dai, Z. Fang & S. C. Zhang. Quantum anomalous hall effect in $\text{Hg}_{1-y}\text{Mn}_y\text{Te}$ quantum wells. *Phys. Rev. Lett.* **101**, 146802 (2008).
186. R. Yu et al. Quantized anomalous Hall effect in magnetic topological insulators. *Science* **329**, 61-64 (2010).
187. K. Nomura & N. Nagaosa. Surface-quantized anomalous Hall current and the magnetoelectric effect in magnetically disordered topological insulators. *Phys. Rev. Lett.* **106**, 166802 (2011).
188. X.-L. Qi, T. L. Hughes & S.-C. Zhang. Topological field theory of time-reversal invariant insulators. *Phys. Rev. B* **78**, 195424 (2008).
189. S.-Y. Xu et al. Hedgehog spin texture and Berry's phase tuning in a magnetic topological insulator. *Nat Phys* **8**, 616-622 (2012).
190. Y. L. Chen et al. Massive Dirac fermion on the surface of a magnetically doped topological insulator. *Science* **329**, 659-662 (2010).
191. W. Zhang et al. Electronic fingerprints of Cr and V dopants in the topological insulator Sb_2Te_3 . *Phys. Rev. B* **98**, 115165 (2018).
192. W. Wang et al. Direct evidence of ferromagnetism in a quantum anomalous Hall system. *Nature Physics* **14**, 791-795 (2018).
193. F. D. Haldane. Model for a quantum Hall effect without Landau levels: Condensed-matter realization of the "parity anomaly". *Phys. Rev. Lett.* **61**, 2015-2018 (1988).
194. A. Budewitz et al. Quantum anomalous Hall effect in Mn doped HgTe quantum wells. *arXiv:1706.05789* (2017).
195. L. Zhang et al. Ferromagnetism in vanadium-doped Bi_2Se_3 topological insulator films. *APL Materials* **5**, 076106 (2017).
196. J. Moon et al. Ferromagnetic Anomalous Hall Effect in Cr-Doped Bi_2Se_3 Thin Films via Surface-State Engineering. *Nano Lett.* (2019).
197. J. Zhang et al. Topology-driven magnetic quantum phase transition in topological insulators. *Science* **339**, 1582-1586 (2013).
198. K. He et al. From magnetically doped topological insulator to the quantum anomalous Hall effect. *Chinese Physics B* **22**, 067305 (2013).
199. Z. Zhang et al. Magnetic quantum phase transition in Cr-doped $\text{Bi}_2(\text{Se}_x\text{Te}_{1-x})_3$ driven by the Stark effect. *Nat. Nanotechnol.* **12**, 953-957 (2017).
200. M. Kim, C. H. Kim, H. S. Kim & J. Ihm. Topological quantum phase transitions driven by external electric fields in Sb_2Te_3 thin films. *Proc. Natl. Acad. Sci. U.S.A.* **109**, 671-674 (2012).
201. J. Wang, B. Lian & S. C. Zhang. Electrically Tunable Magnetism in Magnetic Topological Insulators. *Phys. Rev. Lett.* **115**, 036805 (2015).
202. X. Yao, H. T. Yi, D. Jain, M. G. Han & S. Oh. Spacer-Layer-Tunable Magnetism and High-Field Topological Hall Effect in Topological Insulator Heterostructures. *Nano Lett.* **21**, 5914-5919 (2021).
203. K. He, Y. Wang & Q.-K. Xue. Topological Materials: Quantum Anomalous Hall System. *Annual Review of Condensed Matter Physics* **9**, 329-344 (2018).
204. E. H. Hall. XVIII. On the "Rotational Coefficient" in nickel and cobalt. *The London, Edinburgh, and Dublin Philosophical Magazine and Journal of Science* **12**, 157-172 (2010).
205. M. Ye et al. Carrier-mediated ferromagnetism in the magnetic topological insulator Cr-doped $(\text{Sb,Bi})_2\text{Te}_3$. *Nat. Commun.* **6**, 8913 (2015).

206. E. J. Fox et al. Part-per-million quantization and current-induced breakdown of the quantum anomalous Hall effect. *Phys Rev B* **98**, 075145 (2018).
207. J. Wang, B. Lian, H. Zhang & S. C. Zhang. Anomalous edge transport in the quantum anomalous Hall state. *Phys. Rev. Lett.* **111**, 086803 (2013).
208. I. Lee et al. Imaging Dirac-mass disorder from magnetic dopant atoms in the ferromagnetic topological insulator $\text{Cr}_x(\text{Bi}_{0.1}\text{Sb}_{0.9})_{2-x}\text{Te}_3$. *Proc. Natl. Acad. Sci. U.S.A.* **112**, 1316-1321 (2015).
209. E. O. Lachman et al. Visualization of superparamagnetic dynamics in magnetic topological insulators. *Science Advances* **1** (2015).
210. M. Götz et al. Precision measurement of the quantized anomalous Hall resistance at zero magnetic field. *Appl. Phys. Lett.* **112**, 072102 (2018).
211. Y. Ou et al. Enhancing the Quantum Anomalous Hall Effect by Magnetic Codoping in a Topological Insulator. *Adv. Mater.* **30**, 1703062 (2018).
212. S. Qi et al. High-Temperature Quantum Anomalous Hall Effect in n-p Codoped Topological Insulators. *Phys. Rev. Lett.* **117**, 056804 (2016).
213. A. N. Andriotis & M. Menon. Defect-induced magnetism: Codoping and a prescription for enhanced magnetism. *Phys. Rev. B* **87**, 155309 (2013).
214. J. S. Dyck, W. Chen, P. Hájek, P. Lošťák & C. Uher. Low-temperature ferromagnetism and magnetic anisotropy in the novel diluted magnetic semiconductor $\text{Sb}_{2-x}\text{V}_x\text{Te}_3$. *Physica B: Condensed Matter* **312-313**, 820-822 (2002).
215. J. S. Dyck, Č. Drašar, P. Lošťák & C. Uher. Low-temperature ferromagnetic properties of the diluted magnetic semiconductor $\text{Sb}_{2-x}\text{Cr}_x\text{Te}_3$. *Phys. Rev. B* **71**, 115214 (2005).
216. J. Choi et al. Magnetic properties of Mn-doped Bi_2Te_3 and Sb_2Te_3 . *physica status solidi (b)* **241**, 1541-1544 (2004).
217. Č. Drašar, J. Kašparová, P. Lošťák, X. Shi & C. Uher. Transport and magnetic properties of the diluted magnetic semiconductors $\text{Sb}_{1.98-x}\text{V}_{0.02}\text{Cr}_x\text{Te}_3$ and $\text{Sb}_{1.984-y}\text{V}_{0.016}\text{Mn}_y\text{Te}_3$. *physica status solidi (b)* **244**, 2202-2209 (2007).
218. Y.-J. Chien. Transition Metal-Doped Sb_2Te_3 and Bi_2Te_3 Diluted Magnetic Semiconductors. (2007).
219. Z. Zhou, Y.-J. Chien & C. Uher. Thin film dilute ferromagnetic semiconductors $\text{Sb}_{2-x}\text{Cr}_x\text{Te}_3$ with a Curie temperature up to 190K. *Phys. Rev. B* **74**, 224418 (2006).
220. C. Chang et al. Field-effect modulation of anomalous Hall effect in diluted ferromagnetic topological insulator epitaxial films. *Science China Physics, Mechanics & Astronomy* **59**, 637501 (2016).
221. L. Collins-McIntyre et al. Structural, electronic, and magnetic investigation of magnetic ordering in MBE-grown $\text{Cr}_x\text{Sb}_{2-x}\text{Te}_3$ thin films. *EPL (Europhysics Letters)* **115**, 27006 (2016).
222. V. Kulbachinskii. Low temperature ferromagnetism in the new diluted magnetic semiconductor $\text{p-Bi}_{2-x}\text{Fe}_x\text{Te}_3$. *Physica B: Condensed Matter* **329-333**, 1251-1252 (2003).
223. C. Liu et al. Dimensional Crossover-Induced Topological Hall Effect in a Magnetic Topological Insulator. *Phys. Rev. Lett.* **119**, 176809 (2017).
224. J. S. Lee et al. Ferromagnetism and spin-dependent transport in Mn-doped bismuth telluride thin films. *Phys. Rev. B* **89**, 174425 (2014).
225. J. Choi et al. Magnetic and transport properties of Mn-doped Bi_2Se_3 and Sb_2Se_3 . *J. Magn. Magn. Mater.* **304**, e164-e166 (2006).
226. P. P. J. Haazen et al. Ferromagnetism in thin-film Cr-doped topological insulator Bi_2Se_3 . *Appl. Phys. Lett.* **100**, 082404 (2012).
227. W. Liu et al. Atomic-Scale Magnetism of Cr-Doped Bi_2Se_3 Thin Film Topological Insulators. *ACS Nano* **9**, 10237-10243 (2015).
228. Y. Gong et al. Experimental Realization of an Intrinsic Magnetic Topological Insulator*. *Chinese Physics Letters* **36**, 076801 (2019).
229. M. M. Otrokov et al. Prediction and observation of an antiferromagnetic topological insulator. *Nature* **576**, 416-422 (2019).
230. K. Zhu et al. Investigating and manipulating the molecular beam epitaxy growth kinetics of intrinsic magnetic topological insulator MnBi_2Te_4 within-situ angle-resolved photoemission spectroscopy. *J Phys Condens Matter* **32**, 475002 (2020).

231. J. Lapano et al. Adsorption-controlled growth of $\text{MnTe}(\text{Bi}_2\text{Te}_3)_n$ by molecular beam epitaxy exhibiting stoichiometry-controlled magnetism. *Phys. Rev. Mater.* **4**, 111201 (2020).
232. Y. Deng et al. Quantum anomalous Hall effect in intrinsic magnetic topological insulator MnBi_2Te_4 . *Science* **367**, 895-900 (2020).
233. T. Jungwirth, X. Marti, P. Wadley & J. Wunderlich. Antiferromagnetic spintronics. *Nat. Nanotechnol.* **11**, 231-241 (2016).
234. X. Liu, H. C. Hsu & C. X. Liu. In-plane magnetization-induced quantum anomalous Hall effect. *Phys. Rev. Lett.* **111**, 086802 (2013).
235. M. Li et al. Proximity-Driven Enhanced Magnetic Order at Ferromagnetic-Insulator-Magnetic-Topological-Insulator Interface. *Phys. Rev. Lett.* **115**, 087201 (2015).
236. C. Lee, F. Katmis, P. Jarillo-Herrero, J. S. Moodera & N. Gedik. Direct measurement of proximity-induced magnetism at the interface between a topological insulator and a ferromagnet. *Nature Communications* **7**, 12014 (2016).
237. X. Che et al. Proximity-Induced Magnetic Order in a Transferred Topological Insulator Thin Film on a Magnetic Insulator. *ACS Nano* **12**, 5042-5050 (2018).
238. Q. L. He et al. Topological Transitions Induced by Antiferromagnetism in a Thin-Film Topological Insulator. *Physical Review Letters* **121**, 096802 (2018).
239. X. Yao et al. Record High-Proximity-Induced Anomalous Hall Effect in $(\text{Bi}_x\text{Sb}_{1-x})_2\text{Te}_3$ Thin Film Grown on CrGeTe_3 Substrate. *Nano Lett.* **19**, 4567-4573 (2019).
240. A. Mauger & C. Godart. The magnetic, optical, and transport properties of representatives of a class of magnetic semiconductors: The europium chalcogenides. *Physics Reports* **141**, 51-176 (1986).
241. M. Mogi et al. Large Anomalous Hall Effect in Topological Insulators with Proximitized Ferromagnetic Insulators. *Phys. Rev. Lett.* **123**, 016804 (2019).
242. M. A. Khan, Q. Chen, R. A. Skogman & J. N. Kuznia. Violet-blue GaN homojunction light emitting diodes with rapid thermal annealed p-type layers. *Appl. Phys. Lett.* **66**, 2046-2047 (1995).
243. J. G. Checkelsky, Y. S. Hor, R. J. Cava & N. P. Ong. Bulk band gap and surface state conduction observed in voltage-tuned crystals of the topological insulator Bi_2Se_3 . *Phys. Rev. Lett.* **106**, 196801 (2011).
244. P. A. Sharma et al. Ion beam modification of topological insulator bismuth selenide. *Appl. Phys. Lett.* **105**, 242106 (2014).
245. M. Brahlek et al. Disorder-driven topological phase transition in Bi_2Se_3 films. *Phys. Rev. B* **94**, 165104 (2016).
246. J. Moon, Z. Huang, W. Wu & S. Oh. Pb-doped p-type Bi_2Se_3 thin films via interfacial engineering. *Phys. Rev. Mater.* **4**, 024203 (2020).
247. V. A. Kulbachinskii, N. Miura, H. Nakagawa, C. Drashar & P. Lostak. Influence of Ti doping on galvanomagnetic properties and valence band energy spectrum of $\text{Sb}_{2-x}\text{Ti}_x\text{Te}_3$ single crystals. *J. Phys.: Condens. Matter* **11**, 5273 (1999).
248. Č. Drašar, P. Lošťák, J. Navrátil, T. Černohorský & V. Mach. Optical Properties of Titanium-Doped Sb_2Te_3 Single Crystals. *physica status solidi (b)* **191**, 523-529 (1995).
249. Č. Drašar et al. Transport coefficients of titanium-doped Sb_2Te_3 single crystals. *J. Solid State Chem.* **178**, 1301-1307 (2005).
250. D. Chaudhuri et al. Ambipolar magneto-optical response of ultralow carrier density topological insulators. *Phys. Rev. B* **103** (2021).
251. R. Valdes Aguilar et al. Terahertz response and colossal Kerr rotation from the surface states of the topological insulator Bi_2Se_3 . *Phys. Rev. Lett.* **108**, 087403 (2012).
252. R. Valdés Aguilar et al. Aging and reduced bulk conductance in thin films of the topological insulator Bi_2Se_3 . *J. Appl. Phys.* **113**, 153702 (2013).
253. R. Valdés Aguilar et al. Time-resolved terahertz dynamics in thin films of the topological insulator Bi_2Se_3 . *Appl. Phys. Lett.* **106**, 011901 (2015).
254. G. S. Jenkins et al. Terahertz Kerr and reflectivity measurements on the topological insulator Bi_2Se_3 . *Phys. Rev. B* **82**, 125120 (2010).
255. S. Sim et al. Ultrafast terahertz dynamics of hot Dirac-electron surface scattering in the topological insulator Bi_2Se_3 . *Phys. Rev. B* **89**, 165137 (2014).

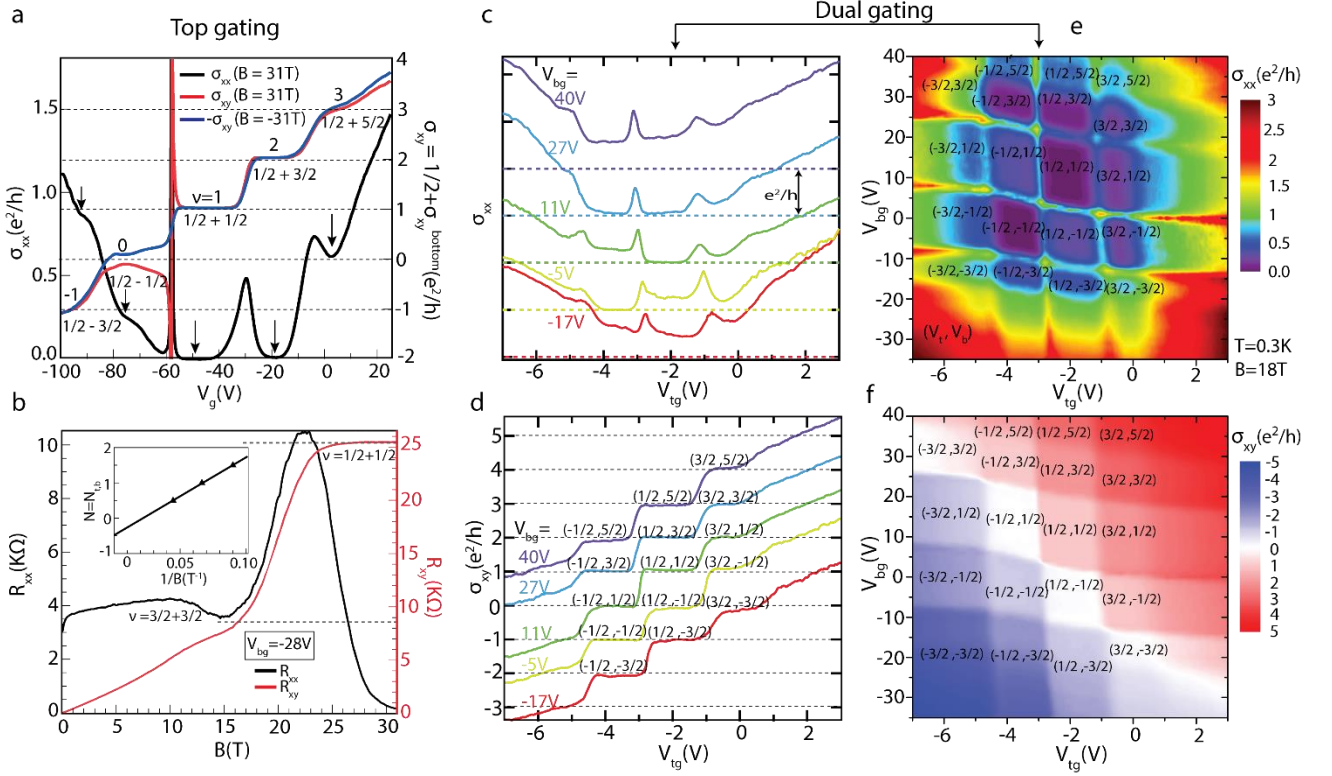
256. N. P. Armitage & L. Wu. On the matter of topological insulators as magnetoelectrics. *SciPost Physics* **6** (2019).
257. V. Dziom et al. Observation of the universal magnetoelectric effect in a 3D topological insulator. *Nat. Commun.* **8**, 15197 (2017).
258. D. Chaudhuri et al. Ambipolar magneto-optical response of ultralow carrier density topological insulators. *Physical Review B* **103**, L081110 (2021).
259. S. Y. Xu et al. Topological phase transition and texture inversion in a tunable topological insulator. *Science* **332**, 560-564 (2011).
260. T. Sato et al. Unexpected mass acquisition of Dirac fermions at the quantum phase transition of a topological insulator. *Nat. Phys.* **7**, 840 (2011).
261. X. Yao, J. Moon, S.-W. Cheong & S. Oh. Structurally and chemically compatible BiInSe₃ substrate for topological insulator thin films. *Nano Res.* **13**, 2541-2545 (2020).
262. K. v. Klitzing, G. Dorda & M. Pepper. New Method for High-Accuracy Determination of the Fine-Structure Constant Based on Quantized Hall Resistance. *Phys. Rev. Lett.* **45**, 494-497 (1980).
263. N. Koirala, M. Salehi, J. Moon & S. Oh. Gate-tunable quantum Hall effects in defect-suppressed Bi₂Se₃ films. *Phys. Rev. B* **100**, 085404 (2019).
264. H. P. Wei, L. W. Engel & D. C. Tsui. Current scaling in the integer quantum Hall effect. *Phys Rev B Condens Matter* **50**, 14609-14612 (1994).
265. W. Pan, D. Shahar, D. C. Tsui, H. P. Wei & M. Razeghi. Quantum Hall liquid-to-insulator transition in In_{1-x}Ga_xAs/InPt heterostructures. *Phys. Rev. B* **55**, 15431-15433 (1997).
266. C. Z. Chang et al. Thin films of magnetically doped topological insulator with carrier-independent long-range ferromagnetic order. *Adv. Mater.* **25**, 1065-1070 (2013).
267. J. G. Checkelsky, J. Ye, Y. Onose, Y. Iwasa & Y. Tokura. Dirac-fermion-mediated ferromagnetism in a topological insulator. *Nature Physics* **8**, 729 (2012).
268. N. Nagaosa, J. Sinova, S. Onoda, A. H. MacDonald & N. P. Ong. Anomalous Hall effect. *Rev. Mod. Phys.* **82**, 1539-1592 (2010).
269. N. Sedlmayr et al. Dirac surface states in superconductors: a dual topological proximity effect. *arXiv:1805.12330* (2018).
270. S. Manna et al. Interfacial superconductivity in a bi-collinear antiferromagnetically ordered FeTe monolayer on a topological insulator. *Nat. Commun.* **8**, 14074 (2017).
271. X. Yao et al. Hybrid Symmetry Epitaxy of the Superconducting Fe(Te,Se) Film on a Topological Insulator. *Nano Lett.* **21**, 6518-6524 (2021).
272. J. Wang, Q. Zhou, B. Lian & S.-C. Zhang. Chiral topological superconductor and half-integer conductance plateau from quantum anomalous Hall plateau transition. *Phys. Rev. B* **92**, 064520 (2015).
273. W. Ji & X. G. Wen. 1/2(e²/h) Conductance Plateau without 1D Chiral Majorana Fermions. *Phys. Rev. Lett.* **120**, 107002 (2018).
274. Y. Huang, F. Setiawan & J. D. Sau. Disorder-induced half-integer quantized conductance plateau in quantum anomalous Hall insulator-superconductor structures. *Phys. Rev. B* **97**, 100501 (2018).
275. B. Radisavljevic & A. Kis. Mobility engineering and a metal-insulator transition in monolayer MoS₂. *Nat. Mater.* **12**, 815-820 (2013).
276. S. Das Sarma & E. H. Hwang. Two-dimensional metal-insulator transition as a strong localization induced crossover phenomenon. *Phys. Rev. B* **89**, 235423 (2014).

Figure 1: Interface-engineered Bi₂Se₃ and Sb₂Te₃ films with ultralow Fermi levels



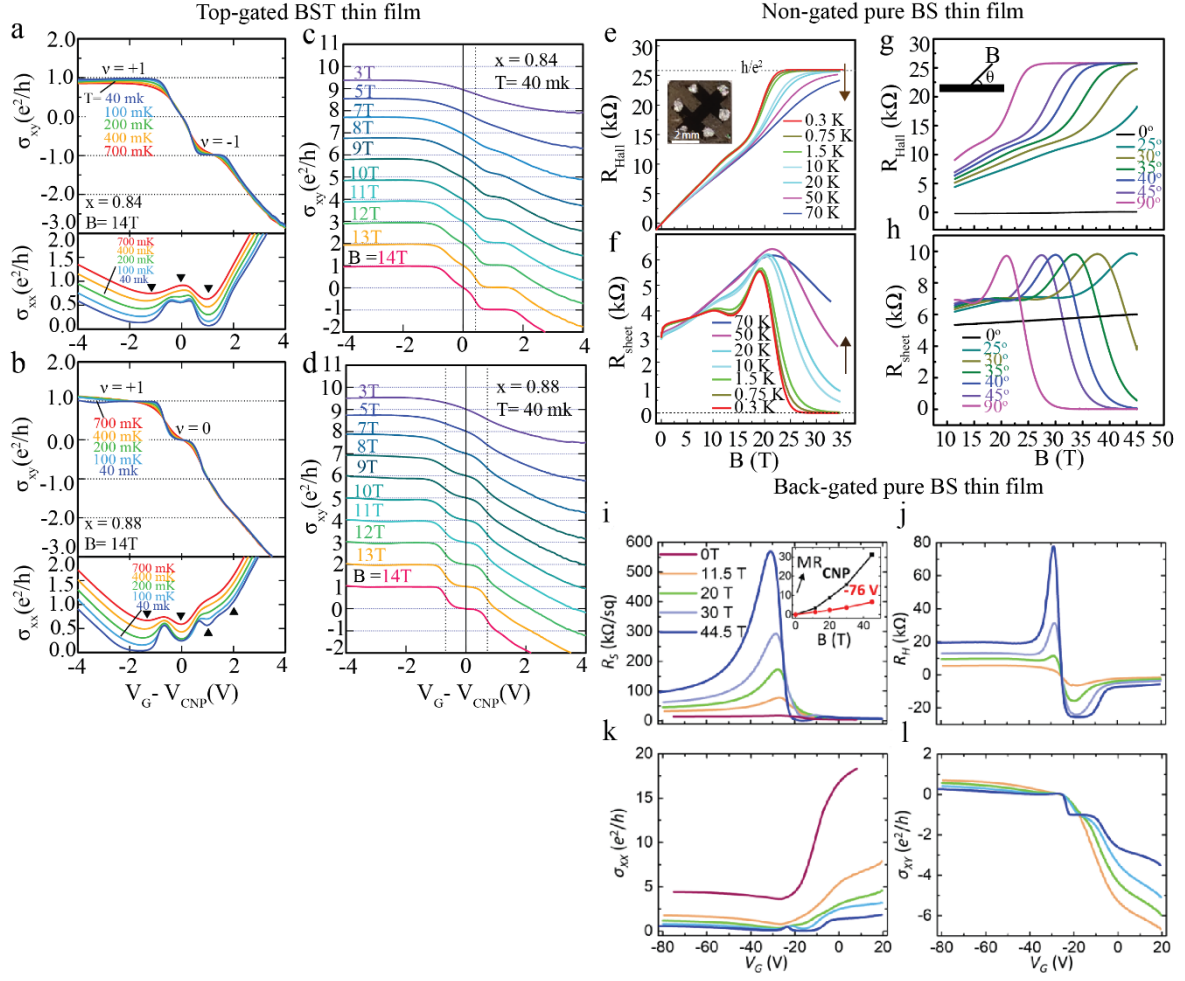
a, Cartoon of a buffer-layer-based Bi₂Se₃ film where the buffer-layer (BIS-BL) is composed of a 20 QL-thick In₂Se₃ and a 20 QL-thick (Bi_{0.5}In_{0.5})₂Se₃ (for growth details see ref. ⁵⁷). The RHEED image of Bi₂Se₃ film (bottom panel) shows high quality 2D growth. **b**, and **c**, High angle annular dark-field scanning tunneling electron microscopy (HAADF-STEM) image of Bi₂Se₃ grown on BIS-BL shows an atomically-sharp interface between Bi₂Se₃ and BIS-BL (50%BIS is a short form of (Bi_{0.5}In_{0.5})₂Se₃), while **d**, Bi₂Se₃ grown directly on Al₂O₃ has clearly disordered interface. **e**, TEM image of Bi₂Se₃ grown on Si(111) (from ref. ⁴⁰) also shows a hazy interface. Comparison of **f**, sheet carrier densities (n_{sheet}) and **g**, Hall mobilities (μ) of Bi₂Se₃ films grown on BIS-BL, Al₂O₃ (0001) and Si (111) for different film thicknesses. ARPES of Bi₂Se₃ grown on **h**, BIS-BL shows the bulk-insulating nature of the film with the surface Fermi level in the bulk gap and **i**, Al₂O₃(0001), where the surface Fermi level is located above the bottom of the conduction band and the 2DEG originating from downward band bending is marked. (a), (b), (c), (d), (f), (g), (h), and (i) are adapted from ref. ⁵⁷. **j**, Schematic of the buffer-layer-based Sb₂Te₃ film structure. The buffer-layer (IS/SIT-BL) consists of 20 QL In₂Se₃ and 15 QL-thick (Sb_{0.65}In_{0.35})₂Te₃ BL as a template for the successive layer of ultra-low carrier density Ti-doped Sb₂Te₃. The film is capped by 15 QL (Sb_{0.65}In_{0.35})₂Te₃ providing a symmetric condition for top and bottom surfaces of the Sb₂Te₃ film. **k**, The first panel shows HAADF-STEM for In₂Se₃/5 QL (Sb_{0.65}In_{0.35})₂Te₃/5 QL Sb₂Te₃/5 QL (Sb_{0.65}In_{0.35})₂Te₃ with an additional 10 nm Te capping for further protection against STEM sample preparation processes. Yellow dashed lines mark each interface. The rightward four panels show the elemental mapping electron dispersive X-ray spectroscopy (EDS) images for In (light blue), Sb (green), Te (dark blue), and Se (red). If a specific element is present in a layer, then the corresponding color appears boldly in that section; in its absence, the layer appears dark. Figures (j) and (k) are adapted from ref. ⁶⁰

Figure 2: QHE in flakes of TI single crystals



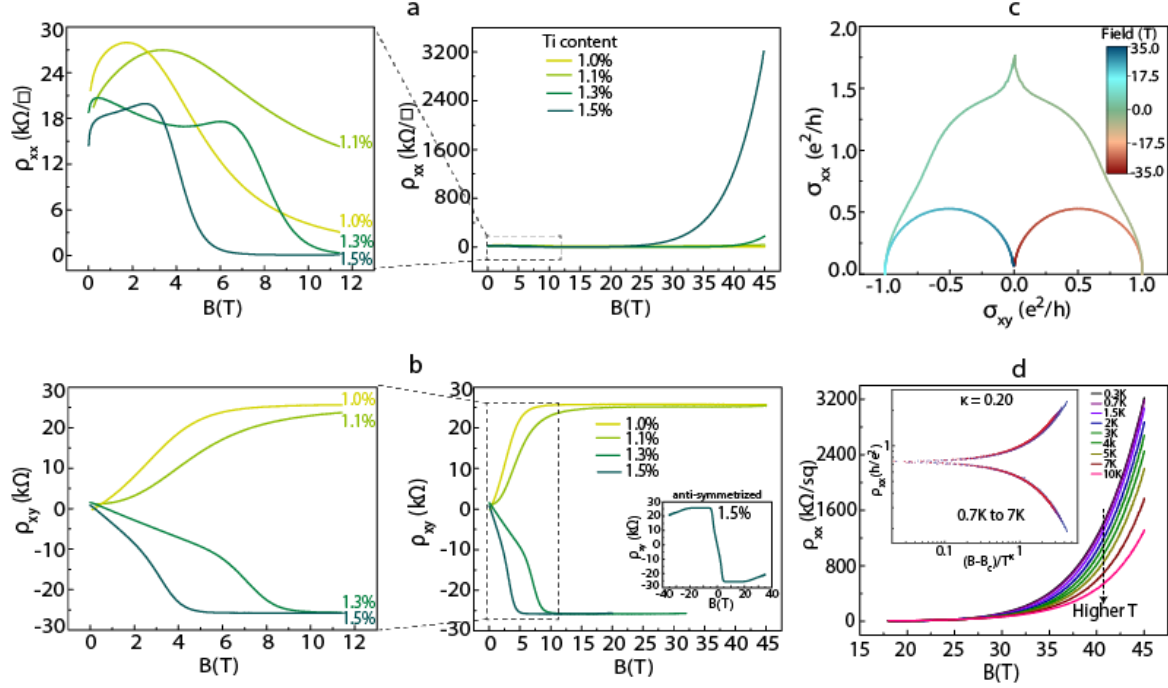
a, Gate voltage (V_g) dependence of the 2D longitudinal conductivity (σ_{xx}) and Hall conductivity (σ_{xy}) for a back-gated 160-nm-thick exfoliated BSTS flake on SiO_2/Si substrate and at magnetic field 31 T. This experiment is the first-time observation of QHE in a TI system. ve^2/h plateaus observed in σ_{xy} are marked with the corresponding top surface (v_{top}) + bottom surface (v_{bot}) Landau filling factors of the quantum Hall states. Arrows show the corresponding σ_{xx} minima. **b**, Magnetic field dependence of R_{xx} and R_{xy} measured at $V_g = -28$ V and at 350 mK on a different sample with the same thickness. R_{xy} shows clear $v = 1$ plateau (accompanied by an almost vanishing R_{xx}) and an almost $v = 3$ plateau (accompanied by an R_{xx} minimum). The inset shows the LL fan diagram with 1/2-intercept in LL index, which is a hallmark of Dirac fermions and underlies the half-integer QHE. Figures (a) and (b) are adapted from ref. ⁵⁷ **c**, σ_{xx} and **d**, σ_{xy} (shifted vertically by $\frac{e^2}{h}$ steps for clarity) as functions of V_{tg} and for 5 different values of V_{bg} at magnetic field 18 T and at 300 mK in a ~ 100 nm-thick exfoliated BSTS flake on an SiO_2/Si substrate for bottom-gate and with 40 nm-thick h-BN as a top-gate dielectric, which features a series of ambipolar two-component half-integer Dirac quantum Hall states. Quantum Hall states are labelled by the corresponding (top, bottom) surface filling factors. **e**, 2D color maps of σ_{xx} (top panel) and (bottom panel) as functions of V_{tg} and V_{bg} at 18 T and 300 mK. Figures (c), (d), and (e) are adapted from ref. ⁷⁰

Figure 3: QHE in MBE-grown TI films



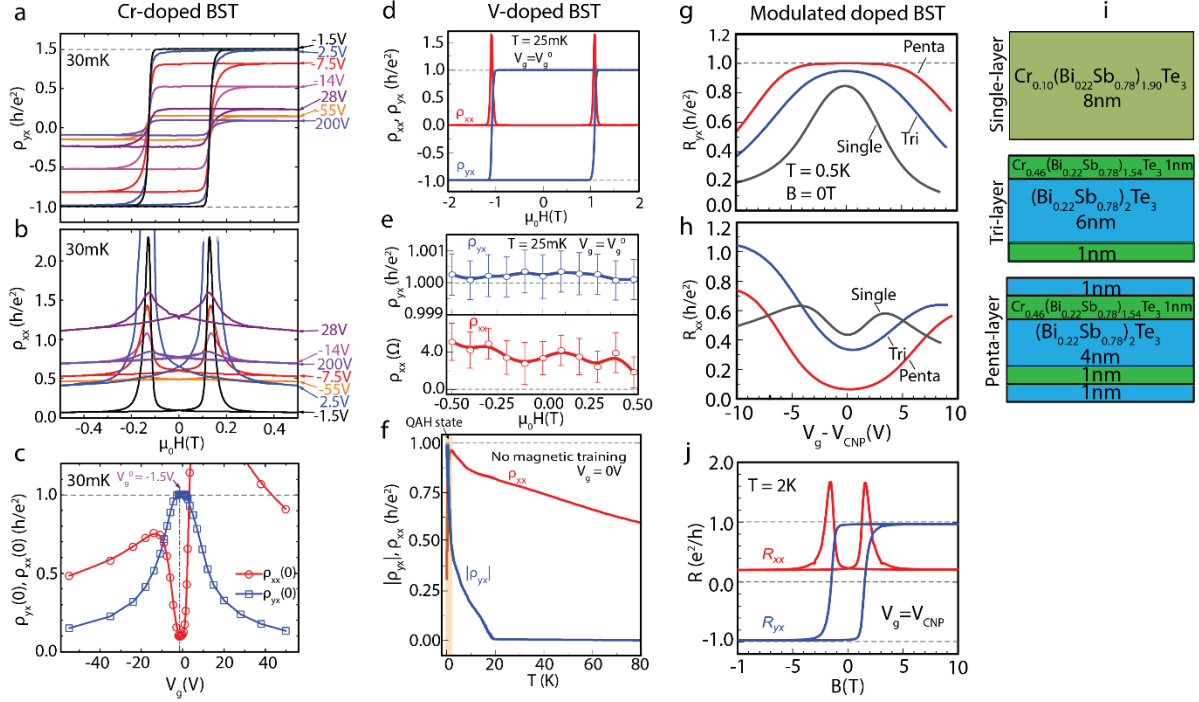
Gate voltage ($V_G - V_{\text{CNP}}$) dependence of extracted 2D σ_{xx} and σ_{xy} at various temperatures from 40 to 700 mK in magnetic field of 14 T for a top-gated MBE-grown 8 QL-thick film of **a**, $(\text{Bi}_{0.16}\text{Sb}_{0.84})_2\text{Te}_3$ where LLs of top and bottom surface are degenerate and $\nu = \pm 1$ plateaux are measured and **b**, $(\text{Bi}_{0.16}\text{Sb}_{0.84})_2\text{Te}_3$ with slightly different top and bottom surface (due to insertion of a 1 QL-thick Sb_2Te_3 buffer-layer between the film and InP substrate), which is believed to lead to non-degenerate LLs of top and bottom surface, thus asymmetric ($\nu = 0$ and 1) plateaux. The corresponding dips in σ_{xx} are also marked. **c**, and **d**, Magnetic field dependence of σ_{xy} for each sample, measured at 40 mK. Figures (a), (b), (c), and (d) are adapted from ref.⁶⁹. **e**, Magnetic field dependence of R_{xy} at different temperatures in magnetic field up to 34.5 T for a non-gated 8 QL-thick buffer-layer-based Bi_2Se_3 film with MoO_3/Se capping, which exhibits perfect quantization at $\frac{h}{e^2}$ at low temperatures. **f**, Magnetic field dependence of R_{xx} , which vanishes ($0.0 \pm 0.5 \Omega$) when Hall resistance quantizes to h/e^2 . The signature of QH persists up to 70 K. (e) and (f) are adapted from ref.⁵⁷. The corresponding angle dependence for **g**, R_{xy} and **h**, R_{xx} QHE. **i**, R_{xx} and **j**, R_{xy} at $T = 0.35 \text{ K}$ as a function of gate voltage V_G at several magnetic field values from 0 to 44.5 T for a back-gated 10 QL-thick buffer-layer-based Bi_2Se_3 film with MoO_3/Se capping adapted from ref.²⁶³. Corresponding **k**, sheet (σ_{xx}) and **l**, Hall (σ_{xy}) conductance. $\nu = 1$ QHE is observed at $V_G \approx -15 \text{ V}$ to -20 V and non-saturating magnetoresistance with B is observed for $V_G \leq -21 \text{ V}$ as plotted in the inset of (i) for CNP and $V_G = -76 \text{ V}$.

Figure 4: QHE in MBE-grown ultra-low-Fermi-level Ti-doped Sb_2Te_3 TI films



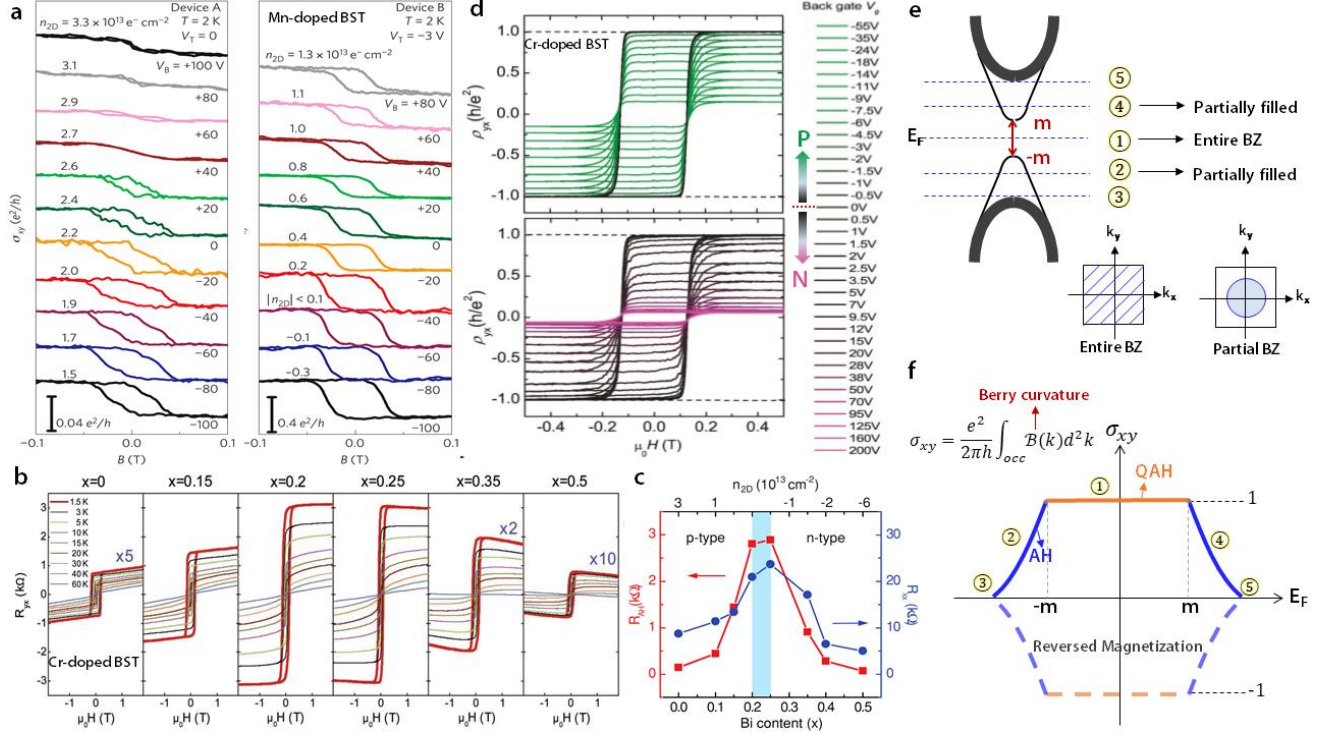
a, Magnetic field (0 to 45 T) dependence of ρ_{xx} for 8 QL thick interface-engineered Sb_2Te_3 films with 1%, 1.1%, 1.3% and 1.5% Ti. The left panel shows $0 < B < 11$ T. All the films are grown on 20 QL- In_2Se_3 /15 QL- $(\text{Sb}_{0.65}\text{In}_{0.35})_2\text{Te}_3$ BL and capped with 15 QL SIT. **b**, Magnetic field (0 to 45 T) dependence of ρ_{xy} . The left panel shows $0 < B < 11$ T. The inset in b (right panel) shows the anti-symmetrized Hall resistivity of the 1.5% sample. **c**, The conductivity tensor flow plot (σ_{xx} vs. σ_{xy}) for the 1.5% sample at $|B| < 35$ T. Each point on this plot corresponds to extracted $(\sigma_{xy}, \sigma_{xx})$ for each field. The field is incorporated as a color map in the plot. The points $(\pm e^2/h, 0)$ corresponds to the QH state, $(0, 0)$ corresponds to the (Hall) insulator phase, and $(\pm 0.5e^2/h, 0.5e^2/h)$ corresponds to the critical point of the transition between these two phases. The cusp around zero field indicates weak anti-localization. **d**, ρ_{xx} as a function of magnetic field for the 1.5% sample at temperatures 300 mK through 10 K: all the curves pass through one another at the critical magnetic field ($B_c \approx 23.9$ T). The inset graph is the corresponding temperature scale-invariant plot, yielding $\kappa = 0.20 \pm 0.02$. These figures are adapted from ref.⁶⁰

Figure 5: QAHE in MBE-grown magnetic TI films



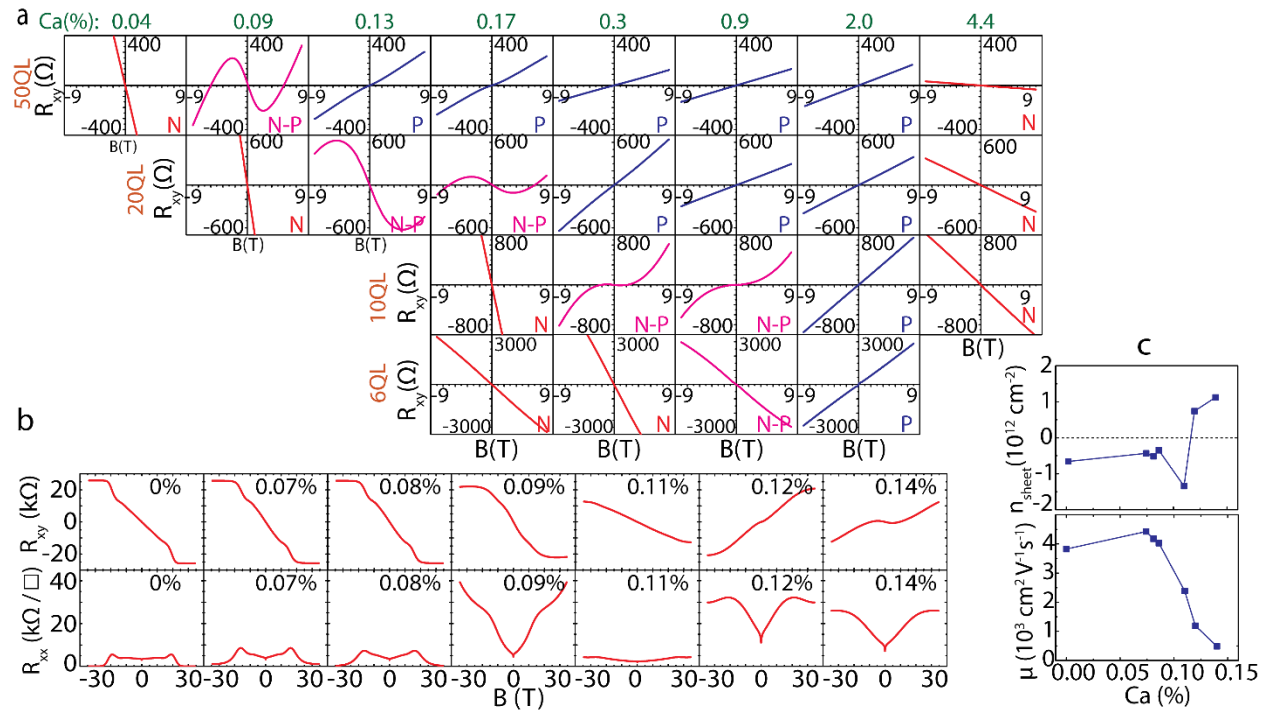
Magnetic field dependence of **a**, the Hall resistance ρ_{yx} and **b**, the longitudinal sheet resistance (ρ_{xx}) for different gate voltages (V_g) and at 30 mK in a 5 QL-thick $\text{Cr}_{0.15}(\text{Bi}_{0.1}\text{Sb}_{0.9})_{1.85}\text{Te}_3$ film that exhibit QAHE. The shape and coercivity of the ρ_{yx} hysteresis loop remain almost unchanged for different V_g . However, the height of loops changes significantly with V_g . ρ_{yx} is nearly independent of the magnetic field, suggesting perfect ferromagnetic ordering. **c**, Gate voltage-dependence of ρ_{yx} and ρ_{xx} at zero field - labelled $\rho_{yx}(0)$ (blue squares) and $\rho_{xx}(0)$ (red circles), respectively. ρ_{yx} shows a clear quantization ($\frac{h}{e^2}$) and ρ_{xx} shows a sharp dip down to $0.098 \frac{h}{e^2}$ at the charge neutrality point (V_g^0), indicative of QAHE. Figures (a), (b), and (c) are adapted from ref. ⁶¹ **d**, Magnetic field dependence of ρ_{xx} and ρ_{yx} at the charge neutral point (V_g^0) in a 4 QL-thick $(\text{Bi}_{0.29}\text{Sb}_{0.71})_{1.89}\text{V}_{0.11}\text{Te}_3$ film that exhibits an enhanced QAHE compared to the Cr-doped film. **e**, Expanded view of the magnetic field-dependence of ρ_{yx} (top panel) and ρ_{xx} (bottom panel) at $|\mu_0 H| < 0.5$ T for the same film. At zero magnetic field, $\rho_{yx} = 1.00019 \pm 0.00069 \frac{h}{e^2}$ and ρ_{xx} vanishes to $0.00013 \pm 0.00007 \frac{h}{e^2}$. **f**, ρ_{xx} (red curve) and $|\rho_{yx}|$ (blue curve) as a function of temperature without magnetic training. Figures (d), (e), and (f) are adapted from ref. ⁶². V_g dependence of **g**, ρ_{yx} and **h**, ρ_{xx} of modulation magnetic-doped $\text{Cr}_x(\text{Bi}_{1-y}\text{Sb}_y)_{2-x}\text{Te}_3$ structures: single-layer (gray line; schematic shown in **i**, first panel), tri-layer (blue line; schematic shown in **i**, second panel), and the penta-layer (red line; schematic shown in **i**, third panel) at 0.5 K in the absence of external magnetic field. **j**, Magnetic field dependence of ρ_{yx} and ρ_{xx} for penta-layer (for the most optimized sample with $x = 0.57$, $y = 0.74$) for V_g^0 at 2 K. Quantized Hall resistance is observed up to 1 K, where the residual ρ_{xx} is $0.081 \frac{h}{e^2}$, which is slightly higher than $0.017 \frac{h}{e^2}$ at 0.5 K. At 2 K, ρ_{yx} shows a reasonable quantization, $\pm 0.97 \frac{h}{e^2}$. Then, at 4.2 K, it deviates from perfect quantization ($\rho_{yx} \approx \pm 0.87 \frac{h}{e^2}$) with a Hall angle of 66.1° . 2 K is so far the highest temperature at which (albeit, approximate) QAH is observed. Figures (g), (h), (i), and (j) are adapted from ref. ⁶³

Figure 6: AH/QAH loops of various magnetic TI films



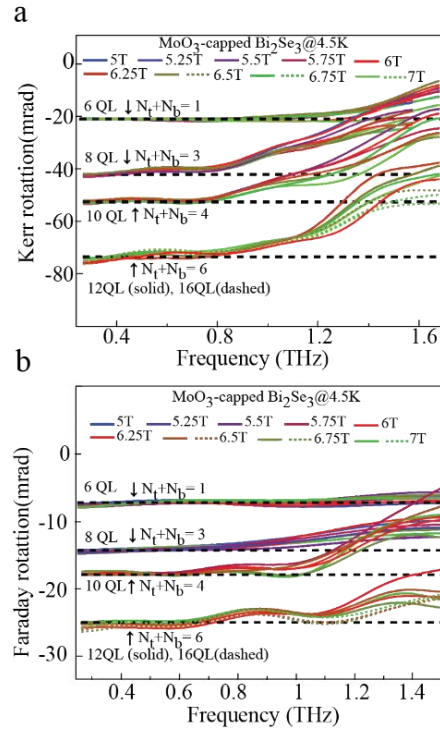
a, Sign of the AH hysteresis loops remains the same for the entire carrier range from n to p-type for MBE-grown Mn-doped $(\text{Bi,Sb})_2\text{Te}_3$ films. The disappearance of the loop at high carrier density, when the Fermi level is deep in the bulk conduction band, indicates that the ferromagnetism is not mediated by bulk carriers (adapted from ref. ²⁶⁷). **b**, Sign of the AH hysteresis loops remains the same for the entire Bi doping concentration in Cr-doped $(\text{Bi}_x\text{Sb}_{1-x})_2\text{Te}_3$ and is independent of the carrier type, which can be tuned from p to n upon adding Bi, as shown in **c** (adapted from ref. ²⁶⁶). **d**, The positive QAH loops for Cr-doped $(\text{Bi,Sb})_2\text{Te}_3$ films (adapted from ref. ⁶¹). The sign of the loop remains the same for the entire gate-voltage range and even when the system is far from the quantized regime. **e**, Schematic band structure of a magnetically-doped TI. Magnetic doping/proximitizing induces an exchange gap of $2m$ as well as a Berry curvature in the band structure. The Hall conductance can be written as $\sigma_{xy} = \frac{e^2}{2\pi h} \int_{occ} \mathcal{B} d^2k$ (i.e. the integral of Berry curvature \mathcal{B} over the entire occupied states). If the integration covers the entire Brillouin-zone, which is the case for QAHE where E_F is located in the exchange gap of an MTI, the Hall conductance becomes an integer. Otherwise, it takes any number from 0 to 1 (like in AH case). Whether the quantization value is $\frac{e^2}{h}$ or $-\frac{e^2}{h}$ depends on the sign of the exchange gap and how magnetization is induced (shown in **f**). The numbers in (e) mark different locations of E_F and the corresponding AH response in **f**. For example, location 1 is when the E_F is in the exchange gap and the integration is over the entire Brillouin zone (BZ) (hashed BZ), whereas location 2 is when the band is partially filled, and the integration covers only a portion of BZ (shown by a circle in the BZ).

Figure 7: Effect of Ca-doping on interface-engineered Bi₂Se₃ films



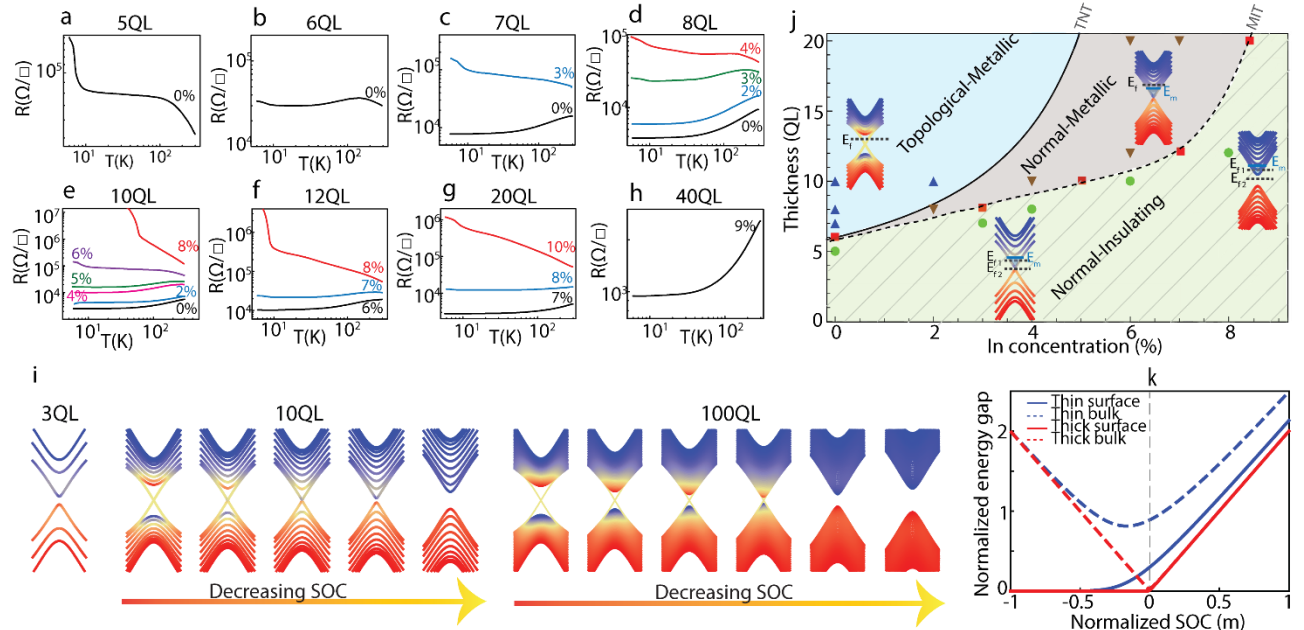
a, Magnetic field-dependence of R_{xy} of Ca-doped Bi₂Se₃ (with Se cap) films for various Ca concentrations and different thicknesses. n-type (negative slope), p-type (positive slope), and non-linear n-p mixed curves are colored as red, blue, and pink, respectively. As Ca concentration increases, all the films transition from n- to p-type through an n-p mixed regime, and then eventually become n-type again except for the 6 QL film which becomes insulating, instead. **b**, Magnetic field-dependence of R_{xy} and R_{xx} and the evolution of QH in 8 QL-thick buffer-layer-based Bi₂Se₃ films (capped by MoO₃ and Se) with different Ca doping at 300 mK. **c**, Extracted 2D sheet carrier density (n_{sheet}) in top panel and mobility (μ) in bottom panel for different Ca doping levels. μ sharply decreases when the carrier type changes from n- to p-type. All the figures are adapted from ref. ⁵⁹

Figure 8: Quantized Faraday and Kerr rotations in interface-engineered Bi_2Se_3 films



a, Quantized Kerr rotation and b, Quantized Faraday rotation in buffer-layer-based Bi_2Se_3 films with MoO_3 and Se capping layers for different thicknesses. Dashed black lines are theoretical expectation values corresponding to the indicated filling factors of the surface states. Adapted from ref. ⁷⁶

Figure 9: Topological and metal insulator transitions in interface-engineered (Bi_{1-x}In_x)₂Se₃ films



Temperature-dependence of sheet resistance for **a**, 5 QL with 0% In, **b**, 6 QL with 0% In, **c**, 7 QL with 0% and 3% In, **d**, 8 QL with 0%, 2%, 3% and 4% In, **e**, 10 QL with 0%, 2%, 4%, 5%, 6% and 8% In, **f**, 12 QL with 6%, 7% and 8% In, **g**, 20 QL with 7%, 8% and 10% In, and **h**, 40 QL with 9% In. **i**, Schematic of the TPT (topological phase transition) process for different thicknesses and as a function of SOC weakening (due to In substitution). **j**, Phase diagram for the interface-engineered samples: the dashed line is a guide to eye for the MIT (metal insulator transition) boundary. Blue triangles correspond to topological-metallic data points where $k_{Fl} > 1$, green circles are normal-insulating data points with $k_{Fl} < 1$, brown triangles show normal-metallic data points with $k_{Fl} > 1$, red squares with $k_{Fl} = 1$ and the MIT line goes through these points. The Ioffe-Regel criterion can be used to quantitatively identify the MIT point. Following this criterion, a material becomes metal if $k_{Fl} > 1$ and insulator if $k_{Fl} \leq 1$, where 2D Fermi vector $k_F = (2\pi n_{sheet})^{1/2}$ and mean-free path $l = (\hbar\mu/e)(2\pi n_{sheet})^{1/2}$. In the normal insulating region, E_{F1} and E_{F2} represent two possible locations of the surface Fermi level, the former below the mobility edge (represented by E_m) and the latter inside the surface hybridization gap, which is an ideal case, where the MIT and TNT lines will overlap. On the other hand, without the interface engineering scheme, the surface Fermi level is high and above the bottom of the conduction band, and the film remains metallic even after the TNT line and the MIT line cannot be detected via transport measurement^{14,163}. **k**, Simulated phase diagram. The critical point for TNT is well-defined in thick samples, but it is not indisputably definable in thin samples. The vertical dashed line ($m = 0$) shows the phase boundary in the infinite-size limit. Both axes are normalized by the Dirac velocity in this model (adapted from ref.⁷⁸).

Acknowledgements

We would like to thank Hassan Shapourian for his insightful discussions. This work is funded by National Science Foundation (NSF) Grant No. DMR2004125, Army Research Office (ARO) Grant No. W911NF2010108, MURI Grant No. W911NF2020166 and the center for Quantum Materials Synthesis (cQMS), funded by the Gordon and Betty Moore Foundation's EPiQS initiative through Grant No. GBMF10104.

Authors information

Affiliations

Department of Materials Science and Engineering, Rutgers, The State University of New Jersey, Piscataway, New Jersey 08854, United States

Maryam Salehi

Center for Quantum Materials Synthesis and Department of Physics and Astronomy, Rutgers, The State University of New Jersey, Piscataway, New Jersey 08854, United States

Xiong Yao and Seongshik Oh

Competing interests

The authors declare no competing financial interest.

Corresponding author

Correspondence to Seongshik Oh. *E-mail: ohsean@physics.rutgers.edu