

Energy partition between Alfvénic and compressive fluctuations in magnetorotational turbulence with near-azimuthal mean magnetic field

Y. Kawazura^{1,2,3,†}, A. A. Schekochihin^{4,5}, M. Barnes^{4,6},
W. Dorland⁷, and S. A. Balbus⁸

¹Frontier Research Institute for Interdisciplinary Sciences, Tohoku University, 6-3 Aoba, Aramaki, Sendai 980-8578, Japan

²Department of Geophysics, Graduate School of Science, Tohoku University, 6-3 Aoba, Aramaki, Aoba-ku, Sendai 980-8578 Japan

³Astrophysical Big Bang Laboratory, RIKEN, 2-1 Hirosawa, Wako, Saitama 351-0198, Japan

⁴Rudolf Peierls Centre for Theoretical Physics, University of Oxford, Clarendon Laboratory, Parks Road, Oxford OX1 3PU, UK

⁵Merton College, Oxford OX1 4JD, UK

⁶University College, Oxford OX1 4AN, UK

⁷Department of Physics, University of Maryland, College Park, MD 20742-3511, USA

⁸Oxford Astrophysics, University of Oxford, Denys Wilkinson Building, Keble Road, Oxford OX1 3RH, UK

(Dated: 26 October 2021)

The theory of magnetohydrodynamic (MHD) turbulence predicts that Alfvénic and slow-mode-like compressive fluctuations are energetically decoupled at small scales in the inertial range. The partition of energy between these fluctuations determines the nature of dissipation, which, in many astrophysical systems, happens on scales where plasma is collisionless. However, when the magnetorotational instability (MRI) drives the turbulence, it is difficult to resolve numerically the scale at which both types of fluctuations start to be decoupled because the MRI energy injection occurs in a broad range of wavenumbers, and both types of fluctuations are usually expected to be coupled even at relatively small scales. In this study, we focus on MRI turbulence threaded by a near-azimuthal mean magnetic field, which is naturally produced by the differential rotation of a disc. We show that, in such a case, the decoupling scales are reachable using a reduced MHD model that includes differential-rotation effects. In our reduced MHD model, the Alfvénic and compressive fluctuations are coupled only through the linear terms that are proportional to the angular velocity of the accretion disc. We numerically solve for the turbulence in this model and show that the Alfvénic and compressive fluctuations are decoupled at the small scales of our simulations as the nonlinear energy transfer dominates the linear coupling below the MRI-injection scale. We show that the energy flux of compressive fluctuations contained in the small scales is almost double that of Alfvénic fluctuations. Combining this finding with our recent results found on hybrid-gyrokinetic simulations (Kawazura *et al.* 2019, 2020) leads to an ion-to-electron heating prescription that takes into account both the driving of turbulence via MRI at MHD scales and the dissipation at kinetic scales. This prescription suggests that ions are heated at least twice as strongly as the electrons in the portion of accretion disc with near-azimuthal magnetic field, which can be a useful minimal first-principles model in interpreting observations of hot accretion discs, such as M87 and Sgr A*, by the Event Horizon Telescope.

† Email address for correspondence: kawazura@tohoku.ac.jp

1. Introduction

Accretion of matter onto a central massive object is one of the most spectacular astronomical phenomena. A number of theoretical and numerical studies of accretion flows have been conducted for decades (see Balbus & Hawley 1998; Lesur 2021, and references therein), including the discovery of momentum transport due to turbulence driven by magnetorotational instability (MRI) (Balbus & Hawley 1991). On the observational front, the Event Horizon Telescope (EHT) successfully captured an image of a radiating disc at M87 (EHT Collaboration 2019a), opening the door to direct comparisons between models and observations. However, when interpreting such observations, one needs to address the long standing *ion vs. electron heating problem* (Quataert 1998). In the M87 accretion flow and similar objects, the plasma is thought to be collisionless, and thus ions and electrons can have different temperatures. Since only electrons can easily radiate, the partition of energy between ions and electrons drastically influences the radiation profiles (Ichimaru 1977; Rees et al. 1982; Narayan & Yi 1995). In recent magnetohydrodynamics (MHD) modelling of these systems, the ion-to-electron temperature ratio was treated as a free parameter, and their results strongly depended on this parameter (see, e.g., EHT Collaboration 2019b). Therefore, determining the partition between ion and electron heating from physics-based principles is crucial for understanding collisionless accretion flows.

While there are a number of alternative plasma heating mechanisms [e.g., magnetic reconnection (Numata & Loureiro 2015; Rowan et al. 2017; Hoshino 2018; Rowan et al. 2019) or viscous heating due to pressure anisotropy (Sharma et al. 2007; Kempfski et al. 2019)], dissipation of turbulence (Quataert 1998; Howes 2010; Told et al. 2015; Kawazura et al. 2019; Zhdankin et al. 2019; Parashar & Gary 2019; Arzamasskiy et al. 2019; Schekochihin et al. 2019) is arguably an inevitably present heating process in accretion discs because turbulence is essential for mass accretion. In our recent numerical study of hybrid-gyrokinetic turbulence (Kawazura et al. 2020), we found that the partition of energy between ions and electrons is sensitive to the relative amount of energy cascaded via Alfvénic and slow-mode-like compressive fluctuations in the inertial range: namely, ions are always preferentially heated when the energy flux in compressive fluctuations is greater than in Alfvénic fluctuations. This means that the heating partition can be decided at the injection scale of turbulence, even though the heating itself happens at the dissipation scale. If so, the problem of ion vs. electron heating in accretion flows comes down to the partition of the MHD cascade driven by MRI between Alfvénic and compressive fluctuations.

In order to calculate the partition of energy between Alfvénic and compressive fluctuations in a numerical simulation, one must access scales small enough that these fluctuations become energetically decoupled. It is known that such decoupling is established at the scale where the reduced MHD (RMHD) approximation, $k_{\parallel}/k_{\perp} \ll 1$ and $|\delta \mathbf{B}|/B_0 \sim |\delta \mathbf{u}|/v_A \ll 1$, is satisfied (Schekochihin et al. 2009). Here, the subscript \parallel (\perp) denotes the component parallel (perpendicular) to the ambient magnetic field, the prefix δ and the subscript 0 denote the fluctuation and equilibrium fields, respectively, and v_A denotes the Alfvén speed. The RMHD approximation is expected to be satisfied at sufficiently small scales in the inertial range, because the large-scale magnetic field serves as an effective mean field for the fluctuations at the smaller scales (Kraichnan 1965). Once the cascade reaches the RMHD range, the partition of Alfvénic and compressive fluctuations is maintained down to the ion Larmor scale (Schekochihin et al. 2009).

While the partition of Alfvénic and compressive fluctuations has been studied in externally forced MHD turbulence (Cho & Lazarian 2002, 2003; Makwana & Yan 2020), none of the previous studies of MRI turbulence have investigated this problem. Previous MRI turbulence simulations have suggested that, in order to reach the RMHD range, significantly higher numerical resolution is necessary for MRI turbulence than for externally forced MHD turbulence, because there is non-local energy transfer (Lesur & Longaretti 2011), meaning that the injection range is broad in the Fourier space.

Here, instead of carrying out brute-force high-resolution MHD simulations, we study the partition of Alfvénic and compressive fluctuations by reducing the MHD equations to a more tractable form that is valid only when there is a mean magnetic field in approximately azimuthal direction. The presence of the near-azimuthal mean magnetic field is a natural consequence of the differential rotation of the disc; even when the system is initialized with a purely vertical magnetic field, MRI creates a radial magnetic field which will then be twisted in the azimuthal direction. Indeed, predominantly azimuthal magnetic field is quite often seen both in local and global simulations of MRI turbulence (e.g., [Suzuki & Inutsuka 2009, 2014](#)). A statistical analysis of MRI turbulence in incompressible MHD also supports the presence of a near-azimuthal mean field ([Zhdankin et al. 2017](#)). We show that the RMHD approximation captures the fastest-growing MRI modes in such a system. We then simulate this type of MRI turbulence numerically and show that the compressive fluctuations carry almost twice as much energy flux as Alfvénic fluctuations at the small scales, where the two kinds of fluctuations are decoupled. According to our recent gyrokinetic simulations ([Kawazura et al. 2020](#)), this finding implies that ions should be preferentially heated over electrons [see (5.1) for a simple prescription of the ion-to-electron heating ratio] in the portion of accretion discs where the magnetic field is nearly azimuthal,

2. Model

We consider a local shearing-box approximation ([Goldreich & Lynden-Bell 1965](#)) for a plasma in Cartesian coordinates (X, Y, Z) located at a fixed radius $r = r_0$ and rotating with an angular velocity $\mathbf{\Omega} = \Omega \hat{\mathbf{Z}}$, where X, Y , and Z correspond to the radial, azimuthal, and vertical (rotation-axis) directions. The MHD equations in these conditions are

$$\frac{\partial \rho}{\partial t} + \mathbf{u} \cdot \nabla \rho + \mathbf{u}_0 \cdot \nabla \rho = -\rho(\nabla \cdot \mathbf{u}), \quad (2.1a)$$

$$\rho \left(\frac{\partial}{\partial t} + \mathbf{u} \cdot \nabla + \mathbf{u}_0 \cdot \nabla \right) \mathbf{u} = -\nabla \left(p + \frac{B^2}{8\pi} \right) + \frac{\mathbf{B} \cdot \nabla \mathbf{B}}{4\pi} - 2\rho \mathbf{\Omega} \times \mathbf{u} - \rho \mathbf{u} \cdot \nabla \mathbf{u}_0, \quad (2.1b)$$

$$\frac{\partial \mathbf{B}}{\partial t} + \mathbf{u} \cdot \nabla \mathbf{B} + \mathbf{u}_0 \cdot \nabla \mathbf{B} + \mathbf{B}(\nabla \cdot \mathbf{u}) = \mathbf{B} \cdot \nabla \mathbf{u} + \mathbf{B} \cdot \nabla \mathbf{u}_0, \quad (2.1c)$$

$$\frac{\partial p}{\partial t} + \mathbf{u} \cdot \nabla p + \mathbf{u}_0 \cdot \nabla p + \Gamma p \nabla \cdot \mathbf{u} = 0, \quad (2.1d)$$

where ρ is the mass density, \mathbf{u} is the fluid velocity, \mathbf{B} is the magnetic field, p is the thermal pressure, $\mathbf{u}_0 \equiv q \mathbf{X} \times \mathbf{\Omega}$ is the background shear flow, q is a shear rate, and $\Gamma = 5/3$ is the specific heat ratio. Hereafter, we only consider Keplerian rotation ($q = 3/2$) and call (2.1a)-(2.1d) the “full-MHD” equations.

[Balbus & Hawley \(1992b\)](#) showed that the fastest-growing MRI modes have $k_Z \rightarrow \infty$ when the ambient magnetic field \mathbf{B}_0 approaches the azimuthal direction. These fastest-growing modes also satisfy $k_{\parallel} v_A / \Omega \approx 1$. For a near-azimuthal \mathbf{B}_0 , $\hat{\mathbf{Z}}$ is almost perpendicular to \mathbf{B}_0 , meaning that the fastest growing modes satisfy $k_{\parallel} / k_{\perp} \ll 1$. Therefore, if the fastest-growing modes decide the nature of MRI turbulence at the smaller scales, we can ignore the scales that are outside of the $k_{\parallel} / k_{\perp} \ll 1$ approximation. This idea motivates us to impose the RMHD approximation on the full-MHD equations (2.1a)-(2.1d). We assume also that the magnetic perturbations are separated from the time-invariant and spatially uniform mean fields as $\mathbf{B} = \mathbf{B}_0 + \delta \mathbf{B}$, where \mathbf{B}_0 is taken to have finite Y (azimuthal) and Z (vertical) components but no X (radial) component. We assume that the density and pressure are also separated into a constant background and perturbations as $\rho = \rho_0 + \delta \rho$ and $p = p_0 + \delta p$. The angle between $\hat{\mathbf{Y}}$ and \mathbf{B}_0 is denoted by θ [$0 \leq \theta \leq \pi$; the same definition as [Quataert et al. \(2002\)](#)]. In this study, we focus on the near-azimuthal background field, i.e., $\sin \theta \ll 1$. Then, we introduce a “tilted” coordinate set (x, y, z) in which the z -axis is aligned with \mathbf{B}_0 , and the x -axis is aligned with the X -axis (Fig. 1), i.e.,

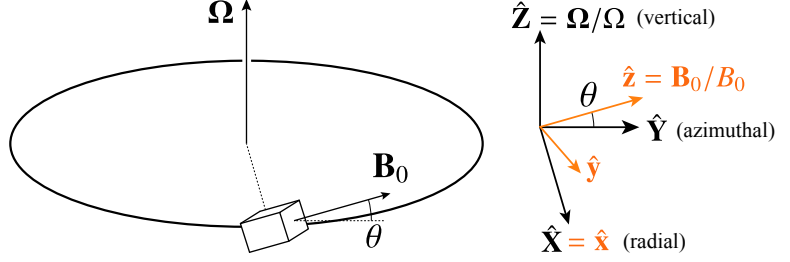


FIGURE 1. Schematic of the conventional coordinate system (X, Y, Z) and our tilted coordinate system (x, y, z) .

(x, y, z) is a rotation of (X, Y, Z) by $\pi/2 - \theta$ about the $\hat{\mathbf{X}}$ axis. When $\sin \theta \ll 1$, $\hat{\mathbf{z}}$ and $\hat{\mathbf{y}}$ almost align with $\hat{\mathbf{Y}}$ and $-\hat{\mathbf{Z}}$, respectively. This tilted coordinate set is more convenient than the standard coordinate set (X, Y, Z) because $k_z \sim k_{\parallel} \ll k_{\perp}$ is a key criterion for the decoupling of Alfvénic and compressive fluctuations. In the standard coordinate set, however, k_{\parallel} and k_{\perp} are more difficult to separate, both being a mixture of k_Y and k_Z .

Thus, we impose the RMHD ordering $k_{\parallel} \ll k_{\perp}$, $\mathbf{u} \ll v_A$, and $\delta \mathbf{B} \ll \mathbf{B}_0$ on (2.1a)-(2.1d). We also assume $\partial/\partial t \sim \Omega \sim k_{\parallel} v_A$ and a near-azimuthal \mathbf{B}_0 , i.e., $\sin \theta \ll 1$, with $\sin \theta$ the same order of smallness as k_{\parallel}/k_{\perp} and $\delta B/B_0$. The assumed anisotropy between k_{\parallel} and k_{\perp} is motivated by the critical balance conjecture (CB; Goldreich & Sridhar 1995, 1997):

$$k_{\parallel} v_A \sim k_{\perp} u_{\perp}, \quad (2.2)$$

which physically means that the time scales of linear wave propagation along \mathbf{B}_0 and nonlinear cascade in the plane perpendicular to \mathbf{B}_0 are of the same order[†]. Then, we obtain the RMHD equations with differential rotation (see appendix A for the detailed derivation):

$$\frac{d\Psi}{dt} = v_A \frac{\partial \Phi}{\partial z}, \quad (2.3a)$$

$$\frac{d}{dt} \nabla_{\perp}^2 \Phi = v_A \nabla_{\parallel} \nabla_{\perp}^2 \Psi - 2\Omega \frac{\partial u_{\parallel}}{\partial y}, \quad (2.3b)$$

$$\frac{du_{\parallel}}{dt} = v_A^2 \nabla_{\parallel} \frac{\delta B_{\parallel}}{B_0} + (2 - q)\Omega \frac{\partial \Phi}{\partial y}, \quad (2.3c)$$

$$\frac{d}{dt} \left(1 + \frac{v_A^2}{c_s^2} \right) \frac{\delta B_{\parallel}}{B_0} = \nabla_{\parallel} u_{\parallel} + \frac{q\Omega}{v_A} \frac{\partial \Psi}{\partial y}, \quad (2.3d)$$

where c_s is the sound speed, and Φ and Ψ are the stream function and magnetic flux function defined by $\mathbf{u}_{\perp} = \hat{\mathbf{z}} \times \nabla_{\perp} \Phi$ and $\delta \mathbf{B}_{\perp} = \sqrt{4\pi\rho_0} \hat{\mathbf{z}} \times \nabla_{\perp} \Psi$, respectively. We have also defined $d/dt \equiv \partial/\partial t + \mathbf{u}_{\perp} \cdot \nabla_{\perp}$ and $\nabla_{\parallel} \equiv \partial/\partial z + (\delta \mathbf{B}_{\perp}/B_0) \cdot \nabla_{\perp}$. Hereafter, we call these equations Rotating RMHD (RRMHD)[‡]. When $\Omega = 0$, these become the standard RMHD equations (Kadomtsev & Pogutse 1974; Strauss 1976), which can be derived from the gyrokinetic theory and in which Alfvénic and compressive fluctuations are decoupled (Schekochihin *et al.* 2009).

As we shall see in the next section, when $\Omega \neq 0$, this system can be MRI unstable. In the

[†] In a rapidly rotating fluid, turbulence can also develop anisotropy due to the effect of rotation, leading to $k_Z \ll k_X, k_Y$ (see Nazarenko & Schekochihin 2011, and references therein). However, in our magnetic and differentially rotating system, MRI will inject motions that are in the opposite limit: $k_Z \sim k_{\perp} \gg k_{\parallel} \sim k_Y$ and also $k_Z \gg k_X$ (see Sec. 3). We do not expect the MRI-driven turbulence to be able to access the part of the wavenumber space where the rotational anisotropy is possible.

[‡] Note that (2.3a)-(2.3d) are akin to the two-dimensional incompressible MHD model (Julien & Knobloch 2006; Morrison *et al.* 2013), but our model is three-dimensional and applicable to arbitrary $\beta = 8\pi\rho_0/B_0^2$.

turbulent state, the magnitudes of the nonlinear terms in (2.3a)-(2.3d) increase as the cascade proceeds to smaller scales, and at some point, the linear terms that are proportional to Ω become negligible. Below the scale at which this happens, the turbulence is governed by standard RMHD, and thus Alfvénic and compressive fluctuations are decoupled. As we will see below, this critical scale roughly corresponds to the scale at which the eddy turnover time becomes shorter than Ω^{-1} . In other words, when an eddy's lifetime is much shorter than the orbital time of the disc, the effects of the disc's rotation are insignificant. We note that the shearing effect that originates from $\mathbf{u}_0 \cdot \nabla$ terms in (2.1a)-(2.1d) is removed by this RMHD ordering because it is proportional to $\Omega \sin \theta$. Therefore, the transient growth effects (Balbus & Hawley 1992a; Mamatsashvili *et al.* 2013) are absent. We also note that, with the normalizations $t\Omega \rightarrow t$, $z\Omega/v_A \rightarrow z$, $x/L_\perp \rightarrow x$, $\Phi/L_\perp^2 \Omega \rightarrow \Phi$, $\Psi/L_\perp^2 \Omega \rightarrow \Psi$, $u_\parallel/L_\perp \Omega \rightarrow u_\parallel$, and $v_A \delta B_\parallel/B_0 L_\perp \Omega \rightarrow \delta B_\parallel$, the rotation rate is no longer a free parameter, and the only remaining parameter is $c_S^2/v_A^2 = \Gamma\beta/2$, where $\beta = 8\pi p_0/B_0^2$.

The nonlinear free-energy invariant of (2.3a)-(2.3d) consists of Alfvénic and compressive portions $W_{\text{tot}} = W_{\text{AW}} + W_{\text{compr}}$, where

$$W_{\text{AW}} = \frac{1}{2} \int d^3 \mathbf{r} [|\nabla_\perp \Phi|^2 + |\nabla_\perp \Psi|^2], \quad (2.4a)$$

$$W_{\text{compr}} = \frac{1}{2} \int d^3 \mathbf{r} \left[u_\parallel^2 + v_A^2 \left(1 + \frac{v_A^2}{c_S^2} \right) \frac{\delta B_\parallel^2}{B_0^2} \right]. \quad (2.4b)$$

The time evolution of W_{AW} and W_{compr} is given by

$$\frac{dW_{\text{AW}}}{dt} = -2\Omega \int d^3 \mathbf{r} u_\parallel \frac{\partial \Phi}{\partial y} \equiv I_{\text{AW}}, \quad (2.5a)$$

$$\frac{dW_{\text{compr}}}{dt} = q\Omega \int d^3 \mathbf{r} \left[v_A \frac{\delta B_\parallel}{B_0} \frac{\partial \Psi}{\partial y} - u_\parallel \frac{\partial \Phi}{\partial y} \right] + 2\Omega \int d^3 \mathbf{r} u_\parallel \frac{\partial \Phi}{\partial y} \equiv I_{\text{compr}}, \quad (2.5b)$$

where I_{AW} and I_{compr} are the energy injection rates of Alfvénic and compressive fluctuations. Noticing that the second term of I_{compr} is identical to $-I_{\text{AW}}$, we may write $I_{\text{compr}} = I_{\text{MRI}} - I_{\text{AW}}$. Then the net injection rate by the MRI is I_{MRI} , and it goes into compressive fluctuations, which then exchange energy with Alfvénic fluctuations at the rate I_{AW} via linear coupling.

3. Linear MRI of RRMHD

Next, we compare the linear MRI growth rate of full-MHD and RRMHD to show that RRMHD can capture the MRI growth rate of full-MHD when \mathbf{B}_0 is nearly azimuthal, viz., $\sin \theta \ll 1$. Here, we focus on the modes that are symmetric with respect to the rotation axis $\hat{\mathbf{z}}$, viz., $k_y = 0$, which is equivalent to $k_y = -k_z/\tan \theta$. We focus on these modes because they are the fastest growing ones. The linear dispersion relation of full-MHD (Balbus & Hawley 1998, Eq. 99) is

$$\begin{aligned} & [\omega^2 - (k_\parallel v_A)^2] \{ \omega^4 - [k_x^2 + (k_\parallel/\sin \theta)^2] (c_S^2 + v_A^2) \omega^2 + (k_\parallel v_A)^2 [k_x^2 + (k_\parallel/\sin \theta)^2] c_S^2 \} \\ & = 2 \left\{ (2 - q) \omega^4 - k_\parallel^2 [2c_S^2 + (2 \cos^2 \theta - q)(c_S^2 + v_A^2)/\sin^2 \theta] \omega^2 - qc_S^2 v_A^2 k_\parallel^4 / \sin^2 \theta \right\} \Omega^2. \end{aligned} \quad (3.1)$$

On the other hand, the dispersion relation of RRMHD, (2.3a)-(2.3d), is

$$[\omega^2 - (k_\parallel v_A)^2] \left[\left(1 + \frac{v_A^2}{c_S^2} \right) \omega^2 - (k_\parallel v_A)^2 \right] = 2 \left[(2 - q) \left(1 + \frac{v_A^2}{c_S^2} \right) \omega^2 + q(k_\parallel v_A)^2 \right] \frac{k_y^2}{k_\perp^2} \Omega^2. \quad (3.2)$$

One can show that for both (3.1) and (3.2), $k_x = 0$ gives the fastest-growing mode. For the RRMHD dispersion relation (3.2), the growth rate does not depend on k_y when $k_x = 0$. When $\Omega = 0$, (3.1) recovers the Alfvén, slow, and fast modes, while (3.2) recovers the Alfvén and

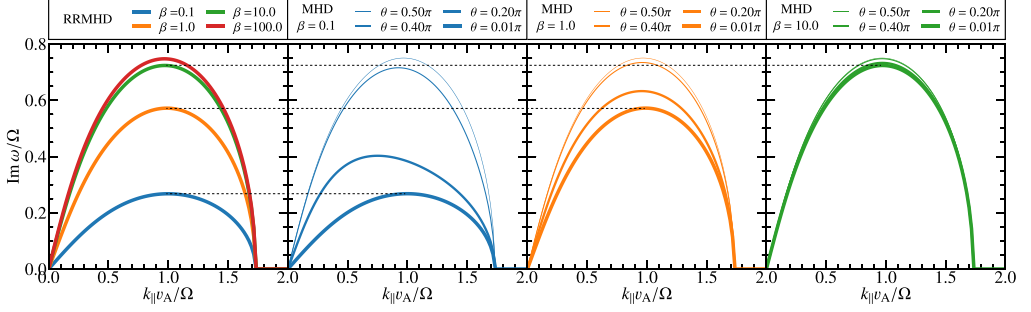


FIGURE 2. The linear MRI growth rate of (a) RRMHD and (b)-(d) full-MHD. The line colours correspond to the values of β as given in the legend of (a). The line thickness for (b)-(d) corresponds to the value of θ as given in the legends of these panels. The horizontal dotted lines indicate that, independently of β , the maximum growth rates in RRMHD coincide with those in full-MHD in the limit of $\theta \rightarrow 0$.

slow modes (the fast mode is eliminated in the RMHD ordering). The maximum growth rate of RRMHD is given by

$$\frac{\gamma_{\max}}{\Omega} = \sqrt{\frac{5}{18}\beta \left[20\beta + 15 - \sqrt{8(50\beta^2 + 75\beta + 18)} \right]}, \quad (3.3)$$

where we have used $q = 3/2$ and $\Gamma = 5/3$. One finds that γ_{\max} is an increasing function of β ranging from $\gamma_{\max}/\Omega \rightarrow 0$ for $\beta \rightarrow 0$ to $\gamma_{\max}/\Omega \rightarrow 3/4$ for $\beta \rightarrow \infty$. Note that the high- β limit of the maximum growth rate in RRMHD is the same as in full-MHD (Balbus & Hawley 1998, Eq. 114).

In Fig. 2, we compare the solutions to (3.1) and (3.2). Figure 2(a) shows the growth rate obtained with RRMHD for different values of β ; one finds that γ_{\max} of RRMHD decreases as β decreases as expected from (3.3). Figures 2(b)-(d) show the growth rate obtained with full-MHD for different values of β and θ . For full-MHD, the growth rate does not depend on β when $\theta = \pi/2$; however, when $\sin \theta \ll 1$, the growth rate decreases as β decreases. Clearly, the growth rates in RRMHD match those in full-MHD with $\sin \theta \ll 1$, meaning that RRMHD captures the fastest-growing MRI modes when \mathbf{B}_0 is nearly azimuthal.

Next we calculate the compressive-to-Alfvénic energy-injection ratio $I_{\text{compr}}/I_{\text{AW}}$ of a single MRI mode in RRMHD. Substituting the solution to the dispersion relation (3.2) back into the linearized RRMHD equations (2.3a)-(2.3d), one gets the linear relations

$$\frac{\delta B_{\parallel}}{B_0} = \lambda \frac{k_y \Psi}{v_A}, \quad (3.4a)$$

$$\Phi = -\frac{\omega}{k_{\parallel} v_A} \Psi \quad (3.4b)$$

$$u_{\parallel} = -\frac{\Omega}{k_{\parallel} v_A} \left[\left(1 + \frac{v_A^2}{c_S^2} \right) \lambda \frac{\omega}{\Omega} + q \right] k_y \Psi. \quad (3.4c)$$

Here, λ is a complicated function of k_y/k_{\perp} , $k_{\parallel} v_A/\Omega$, and β , but it simply reduces to $\sqrt{-5\beta/(5\beta+6)}$ for the fastest-growing mode. Plugging these expressions into (2.5a) and (2.5b), one obtains

$$\frac{I_{\text{compr}}}{I_{\text{AW}}} = -\frac{q\lambda(k_{\parallel} v_A)^2 / [(1 + v_A^2/c_S^2)\lambda\Omega/\omega + q] + (2-q)\omega\Omega}{2\Omega\omega^*}, \quad (3.5)$$

where the superscript star denotes the complex conjugate.

4. Simulation of MRI turbulence in RRMHD

Next, we carry out nonlinear simulations of the RRMHD equations to compute the energy partition between the Alfvénic and compressive fluctuations in the saturated state of MRI turbulence. We solve (2.3a)-(2.3d) using a 3D pseudo-spectral method with 3/2 de-aliasing. In order to terminate the energy cascade at small scales, we add hyper-viscous and hyper-resistive terms proportional to k_\perp^8 and k_z^8 to the right-hand sides of (2.3a)-(2.3d). As mentioned above, the Alfvénic and compressive fluctuations are expected to be decoupled below some critical scale where the nonlinear terms start to dominate the linear terms. We set the computational grids so that this critical scale is well resolved, which we confirm later in this section. Therefore, the dissipation caused by the hyper-viscosity and hyper-resistivity in (2.3a) and (2.3b) is a measure of the energy flux carried by the Alfvénic fluctuations. Likewise, we can measure the energy flux carried by compressive fluctuations via the hyper-dissipation in (2.3c) and (2.3d). We denote the dissipation rates of the Alfvénic and compressive fluctuations by D_{AW} and D_{compr} , respectively. The power balance of the system is then

$$\frac{dW_{\text{tot}}}{dt} = I_{\text{AW}} + I_{\text{compr}} - D_{\text{AW}} - D_{\text{compr}}. \quad (4.1)$$

In a statistically stationary state, $\langle I_{\text{AW}} \rangle + \langle I_{\text{compr}} \rangle = \langle D_{\text{AW}} \rangle + \langle D_{\text{compr}} \rangle$, where $\langle \dots \rangle$ denotes the time average. We set the box size of the simulations as $(L_x, L_y, L_z) = (8\pi L_\perp, 2\pi L_\perp, 8\pi v_A/\Omega)$ which is discretized by “low-resolution grids” $(n_x, n_y, n_z) = (512, 128, 512)$, “medium-resolution grids” $(n_x, n_y, n_z) = (1024, 256, 1024)$, and “high-resolution grids” $(n_x, n_y, n_z) = (1024, 256, 2048)$. We choose L_z so that the fastest-growing mode ($k_z v_A/\Omega \simeq 1$, as seen in Fig. 2) fits in the box. We investigate three cases: $\beta = 0.1, 1$, and 10. For all of these values of β , we start the simulation with the low-resolution grids and run for a sufficiently long time in the nonlinearly saturated state until $\langle dW_{\text{tot}}/dt \rangle \simeq 0$ is satisfied before restarting with the higher-resolution grids.

Figure 3 shows the time evolution of the free energy (W_{AW} and W_{compr}), the power balance ($I_{\text{AW}}, I_{\text{compr}}, D_{\text{AW}}, D_{\text{compr}}$), the compressive-to-Alfvénic energy-injection ratio $I_{\text{compr}}/I_{\text{AW}}$, and the dissipation ratio $D_{\text{compr}}/D_{\text{AW}}$. From the top panel, one finds that the linear-growth phase occurs at $10 \lesssim \Omega t \lesssim 20$ and is followed by the nonlinearly saturated turbulent phase. While the Alfvénic energy consists predominantly of δB_\perp , the compressive energy has almost the same contribution from u_\parallel and δB_\parallel . We have confirmed that this trend is the same for $\beta = 0.1$ and 10. The middle panel shows that the energy injection balances with the energy dissipation. Interestingly, the amount of Alfvénic injection I_{AW} balances with Alfvénic dissipation D_{AW} , and likewise, the compressive injection I_{compr} and dissipation D_{compr} are in balance. So, in the saturated state, there is, on average, barely any net nonlinear energy exchange between the two components of the turbulence – even at larger scales, where they are not formally decoupled. We have confirmed that this is also the case for $\beta = 0.1$ and 10. As we will see later, this may be due to the fact that the critical scale at which the Alfvénic and compressive fluctuations decouple is located close to the injection scale (see Figs. 6 and 7). The bottom panel shows the evolution of $I_{\text{compr}}/I_{\text{AW}}$ and $D_{\text{compr}}/D_{\text{AW}}$. One finds that both ratios are $\simeq 2 - 2.5$ in the nonlinear state. These values are almost the same for the runs with low-resolution grids (solid lines), medium-resolution grids (dashed lines), and high-resolution grids (dash-dotted lines).

Figure 4 shows snapshots of the turbulent fields. Structures are elongated in the x direction, corresponding to the remnants of “channel flows” driven by MRI, also seen in other shearing-box simulations of full-MHD (e.g., Hawley & Balbus 1992; Hirai *et al.* 2018). Note that our $\hat{\mathbf{y}}$ direction is almost vertical within the accretion disc, $\hat{\mathbf{y}} \simeq -\mathbf{\Omega}/\Omega$ (see Fig. 1). For the Alfvénic fields, one finds that \mathbf{u}_\perp has smaller-scale filamentary structures than $\delta \mathbf{B}_\perp$. In contrast, for the compressive fields, the level of filamentation is the same between u_\parallel and δB_\parallel . We have found this tendency also for the $\beta = 0.1$ and 10 cases.

The difference of filamentation levels is more transparent in Fig. 5, which shows the energy

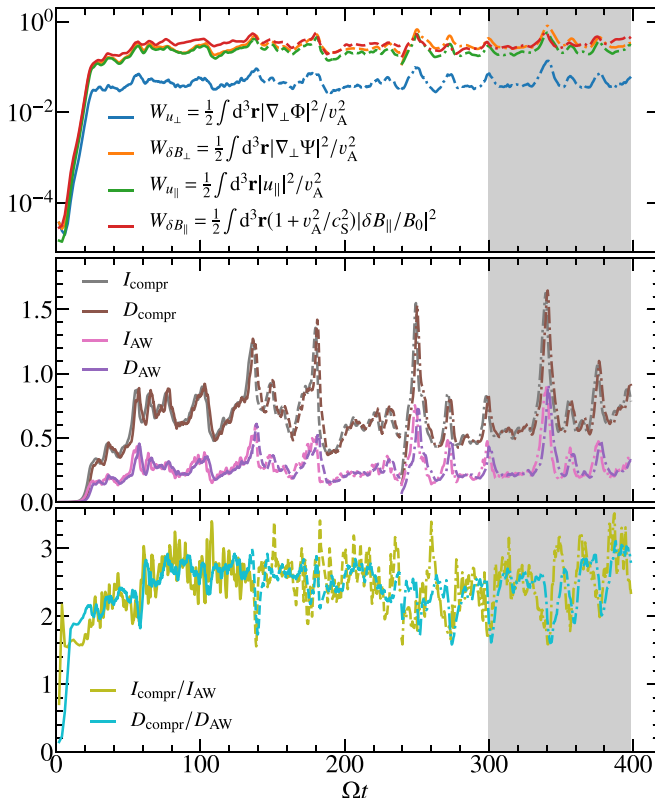


FIGURE 3. Time evolution of the $\beta = 1$ run: (top) each component of the free energy (2.4a) and (2.4b) normalized by the total energy averaged over the nonlinearly saturated state, i.e., over the time interval $285 \leq \Omega t \leq 330$; (middle) injection and dissipation rates of Alfvénic and compressive fluctuations normalized by the total injection power averaged over the nonlinearly saturated state; (bottom) the compressive-to-Alfvénic ratio of injection power $I_{\text{compr}}/I_{\text{AW}}$ and dissipation rate $D_{\text{compr}}/D_{\text{AW}}$. The solid, dashed, and dash-dotted lines correspond to the runs with the low-, medium-, and high-resolution grids, respectively. The shaded region indicates the interval used for the time averaging.

spectra of all fields vs. k_{\perp} , compensated by $k_{\perp}^{3/2}$. Here, the energy spectrum of each integrand in (2.4a) and (2.4b) is denoted by E with the corresponding subscript. We find that, for the compressive fields, both $E_{u_{\parallel}}$ and $E_{\delta B_{\parallel}}$ have $\simeq -3/2$ slope, while the slopes of the Alfvénic fields are not identifiable with the current numerical resolution[†]. Independently of β , $E_{u_{\perp}}$ is subdominant compared to $E_{\delta B_{\perp}}$ at the injection scales, whereas $E_{u_{\parallel}}$ and $E_{\delta B_{\parallel}}$ have almost the same amplitudes throughout the whole k_{\perp} range. It is well known that full-MHD simulations of MRI turbulence yield magnetically dominated spectra at large scales (e.g., Lesur & Longaretti 2011; Walker et al. 2016; Kimura et al. 2016; Sun & Bai 2021), due to generation of azimuthal magnetic field through the shear-flow effect, proportional to $\Omega \sin \theta$ with their near-azimuthal field. Our RRMHD simulations do not include this shear-flow effect but still exhibit the dominance of magnetic field energy. This can be explained by the linear relation $\Psi/\Phi = k_{\parallel} v_A/\gamma$ given by (2.3a), where γ is the growth rate of MRI. For the fastest growing mode, $k_{\parallel} v_A/\Omega \simeq 1$ and $\gamma/\Omega < 1$ (see Fig. 2), meaning that the linear MRI in RRMHD excites δB_{\perp} preferentially over u_{\perp} . One also finds from Fig. 5 that the disparity between δB_{\perp} and u_{\perp} gets smaller as β increases. More specifically, at $k_{\perp} L_{\perp} = 1$, $E_{\delta B_{\perp}}/E_{u_{\perp}} \simeq 27, 12$, and 10 for $\beta = 0.1, 1$, and 10 , respectively, being

[†] Currently, $-3/2$ spectral slope is considered to be more likely for the Alfvénic cascade based on theoretical arguments and observational evidence (see Schekochihin 2020, and references therein).

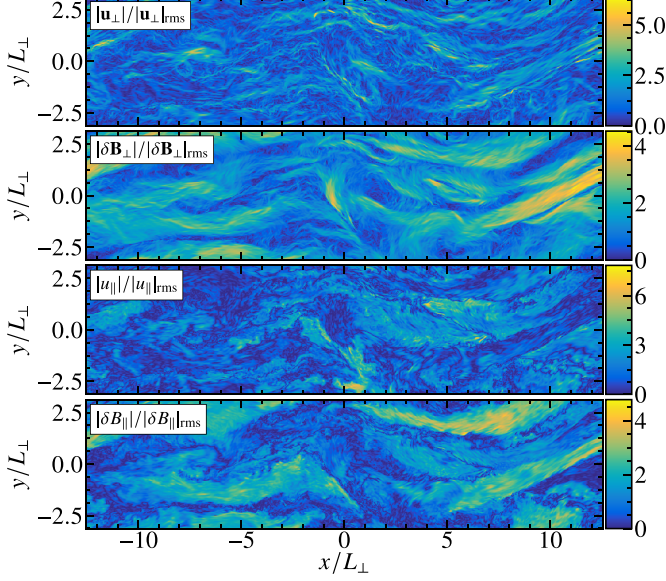


FIGURE 4. Snapshots of (from top to bottom) $|\mathbf{u}_\perp|$, $|\delta\mathbf{B}_\perp|$, $|u_\parallel|$, and $|\delta B_\parallel|$, each normalized by its own rms value. These snapshots are taken at $\Omega t = 395$, $z = 0$, and for $\beta = 1$.

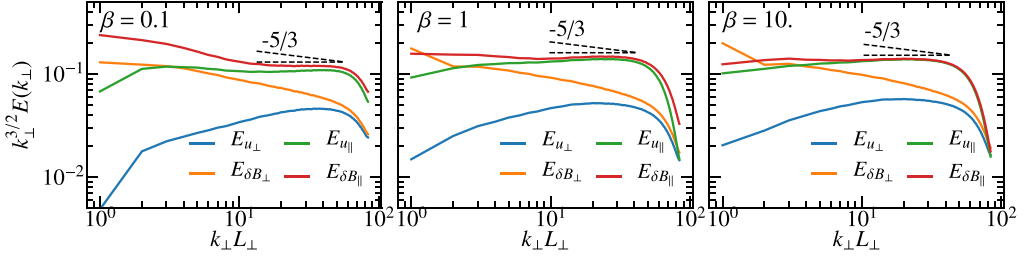


FIGURE 5. Magnetic and kinetic spectra compensated by $k_\perp^{3/2}$ and averaged over the time interval shown by the shaded area in Fig. 3 for high-resolution runs with (left) $\beta = 0.1$, (middle) $\beta = 1$, and (right) $\beta = 10$. The dashed lines indicate the $-3/2$ and $-5/3$ slopes.

consistent with the fact that γ_{\max}/Ω is an increasing function of β . Nonetheless, the absolute values of the ratio are somewhat different from the linear estimate $(\Psi/\Phi)^2 \simeq 14, 3$ and 2 for $\beta = 0.1, 1$, and 10 , respectively, for the fastest-growing mode. This indicates that the nonlinear effect is important, and, indeed, as we will see in Fig. 8, the partition of energy flux between Alfvénic and compressive fluctuations is different between the linear calculation and nonlinear simulations.

In order to investigate the decoupling of Alfvénic and compressive fluctuations, we compare the spectra of energy injection via MRI (I_{MRI}), the energy exchange between the Alfvénic and compressive fluctuations (I_{AW}), and the nonlinear energy transfer, defined below. Since the coupling between the Alfvénic and compressive fluctuations exists only through the linear terms, the two types of fluctuations are decoupled when the nonlinear energy transfer overwhelms I_{AW} . The nonlinear energy transfer from all modes with wavenumber magnitudes smaller than k_\perp are

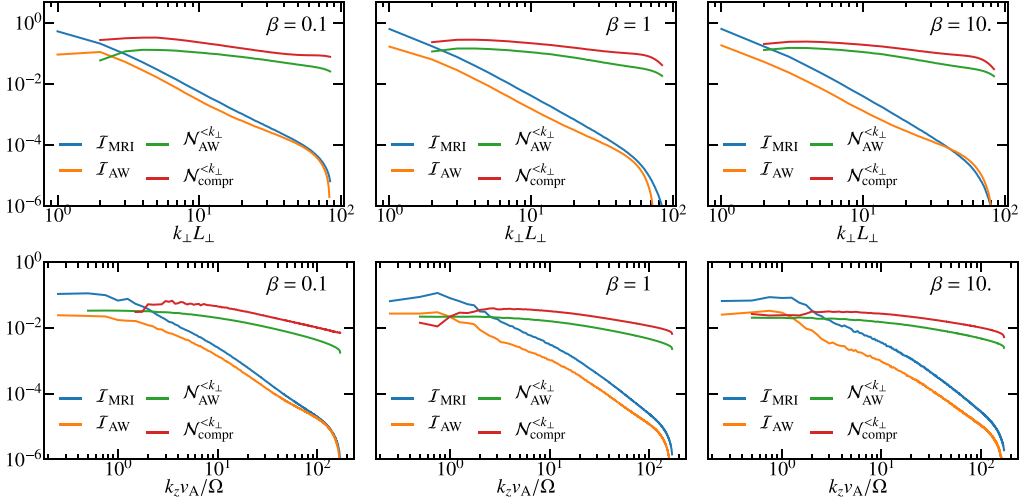


FIGURE 6. The spectra of energy injection via MRI, energy exchange between Alfvénic and compressive fluctuations, dissipation of Alfvénic and compressive fluctuations, and nonlinear transfer vs. (top) k_\perp and (bottom) k_z for (left) $\beta = 0.1$, (middle) $\beta = 1$, and (right) $\beta = 10$. The spectra are normalized by $\langle I_{\text{MRI}} \rangle$, integrated over (top) k_z and (bottom) k_\perp , and averaged over the time interval shown by the shaded area in Fig. 3.

defined by (Alexakis et al. 2005; Grete et al. 2017; St-Onge et al. 2020)

$$\mathcal{N}_{\text{AW}}^{<k_\perp} \equiv \sum_{|q_\perp|=k_\perp} \left[-\mathbf{u}_{\perp\mathbf{q}}^* \cdot \left(\mathbf{u}_\perp \cdot \nabla_\perp \mathbf{u}_\perp^{[<k_\perp]} \right)_{\mathbf{q}} + \mathbf{u}_{\perp\mathbf{q}}^* \cdot \left(\mathbf{b}_\perp \cdot \nabla_\perp \mathbf{b}_\perp^{[<k_\perp]} \right)_{\mathbf{q}} \right. \quad (4.2)$$

$$\left. -\mathbf{b}_{\perp\mathbf{q}}^* \cdot \left(\mathbf{u}_\perp \cdot \nabla_\perp \mathbf{b}_\perp^{[<k_\perp]} \right)_{\mathbf{q}} + \mathbf{b}_{\perp\mathbf{q}}^* \cdot \left(\mathbf{b}_\perp \cdot \nabla_\perp \mathbf{u}_\perp^{[<k_\perp]} \right)_{\mathbf{q}} \right] \quad (4.3)$$

$$\mathcal{N}_{\text{compr}}^{<k_\perp} \equiv \sum_{|q_\perp|=k_\perp} \left[-u_{\parallel\mathbf{q}}^* \cdot \left(\mathbf{u}_\perp \cdot \nabla_\perp u_{\parallel}^{[<k_\perp]} \right)_{\mathbf{q}} + u_{\parallel\mathbf{q}}^* \cdot \left(\mathbf{b}_\perp \cdot \nabla_\perp b_{\parallel}^{[<k_\perp]} \right)_{\mathbf{q}} \right. \quad (4.4)$$

$$\left. -b_{\parallel\mathbf{q}}^* \cdot \left(\mathbf{u}_\perp \cdot \nabla_\perp b_{\parallel}^{[<k_\perp]} \right)_{\mathbf{q}} + b_{\parallel\mathbf{q}}^* \cdot \left(\mathbf{b}_\perp \cdot \nabla_\perp u_{\parallel}^{[<k_\perp]} \right)_{\mathbf{q}} \right], \quad (4.5)$$

where $f^{[<k_\perp]}(\mathbf{r}) \equiv \sum_{q_z} \sum_{q_\perp < k_\perp} f_{\mathbf{q}} e^{i\mathbf{q} \cdot \mathbf{r}}$, $\mathbf{b} \equiv v_A \delta \mathbf{B} / B_0$. We also define the spectra of MRI injection $I_{\text{MRI}} = \sum_{\mathbf{k}} I_{\text{MRI}}(\mathbf{k})$ and energy exchange $I_{\text{AW}} = \sum_{\mathbf{k}} I_{\text{AW}}(\mathbf{k})$. The top panels of Fig. 6 show the perpendicular spectra of injection, exchange, and nonlinear energy transfer. Both the injection and exchange peak near the box scale and drop quickly at smaller scales, while the nonlinear energy transfer is relatively constant throughout the k_\perp -range. Consequently, the nonlinear energy transfer overwhelms the injection and coupling immediately below the box scale. The bottom panels of Fig. 6 show the z spectra of the same quantities. The peak of the injection is located around $k_z v_A / \Omega \approx 1$, and thus, the injection scale corresponds to the fastest-growing modes. In the same way as the perpendicular spectra, the injection and exchange drop quickly at scales smaller than that of the fastest-growing mode and are overwhelmed by the nonlinear energy transfer. Therefore, in the small scales of our simulations, the coupling between Alfvénic and compressive fluctuations is negligible.

While the spectral comparison shown in Fig. 6 is the most direct proof of the decoupling of Alfvénic and compressive fluctuations, we expect that the ratio between the eddy-turnover rate and the angular velocity of the accretion disc can also be a proxy for the measurement of the decoupling. In Fig. 7, we plot the eddy-turnover rate $\omega_{\text{nl}} \sim |\mathbf{u}_\perp \cdot \nabla_\perp| \sim k_\perp u_\perp \sim k_\perp^{3/2} E_{u_\perp}^{1/2}$

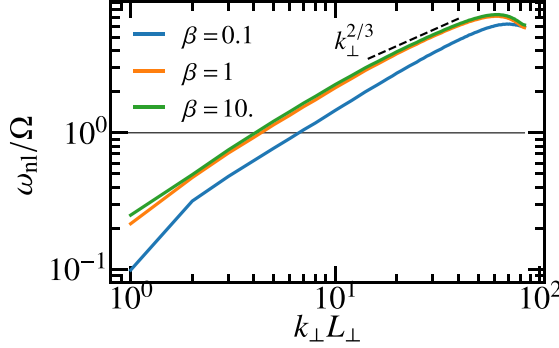


FIGURE 7. Normalized eddy turnover frequency $\omega_{nl}/(\Omega \cos \theta)$ vs. $k_{\perp} L_{\perp}$ averaged over the time interval shown by the shaded area in Fig. 3 for higher-resolution runs. The effect of differential rotation is negligible where the value is greater than unity.

normalized by Ω . One finds that this value is an increasing function of $k_{\perp} L_{\perp}$ and exceeds unity at some scale. As mentioned above, when ω_{nl}/Ω is much larger than unity, the effect of differential rotation is expected to be negligible, and the turbulence obeys the standard RMHD where the Alfvénic and compressive fluctuations are decoupled (Schekochihin *et al.* 2009). The scale at which $\omega_{nl}/\Omega \simeq 1$ is not much smaller than the injection scale, which is consistent with the fact that the nonlinear energy transfer overwhelms the MRI injection immediately below the injection scale, as shown in Fig. 6. In general, ω_{nl}/Ω is easier to use as an indicator of decoupling because computing the nonlinear energy transfer is numerically cumbersome. Note that, in full-MHD simulations, one can use ω_{nl}/Ω to judge if the MRI injection is negligible or not. However, unlike RRMHD, full-MHD has coupling between the Alfvénic and compressive fluctuations through the nonlinear terms, so ω_{nl}/Ω cannot be used as a measurement of decoupling between the two types of fluctuations.

As the decoupling of Alfvénic and compressive fluctuations in our simulations has been demonstrated in Figs. 6 and 7, we now calculate the partition of energy flux carried by these two types of fluctuations. Figure 8 shows the dependence of $\langle D_{\text{compr}} \rangle / \langle D_{\text{AW}} \rangle$ on β . We find that $\langle D_{\text{compr}} \rangle / \langle D_{\text{AW}} \rangle$ is between 2 and 2.5 for all values of β that we studied, without an obvious trend. Since Alfvénic and compressive fluctuations are decoupled, the result in Fig 8 would not be changed for a finer-resolution simulation. Indeed, we have found almost identical values of $\langle D_{\text{compr}} \rangle / \langle D_{\text{AW}} \rangle$ in our simulations conducted at all resolutions, from low to high. This is because, as seen in Fig. 6, even the low-resolution-grid runs resolve the critical scale where the nonlinear energy transfer dominates the linear coupling. Note that the values of $\langle D_{\text{compr}} \rangle / \langle D_{\text{AW}} \rangle$ obtained from our nonlinear simulations are different from the values of $I_{\text{compr}}/I_{\text{AW}}$ [see (3.5) for the definition] computed “quasilinearly” for the fastest-growing linear MRI modes (black dashed line in Fig 8), the latter value being close to unity. This indicates that, even though the decoupling of Alfvénic and compressive fluctuations starts relatively near the injection scale, the preferential excitation of compressive fluctuations in MRI turbulence is the consequence of nonlinear effects, i.e., of the way in which the nonlinearity removes the energy injected by the MRI from the injection scale and transfers it into the two turbulent cascade.

5. Discussion and conclusions

In this study, we have calculated the energy partition between Alfvénic and compressive fluctuations in turbulence driven by MRI with near-azimuthal mean magnetic fields. The fastest-growing MRI modes are correctly captured by RMHD with differential rotation (RRMHD) because they satisfy $|k_z/k_y| \sim |k_{\perp}/k_{\parallel}| \gg 1$ when the background field is nearly azimuthal (Balbus & Hawley

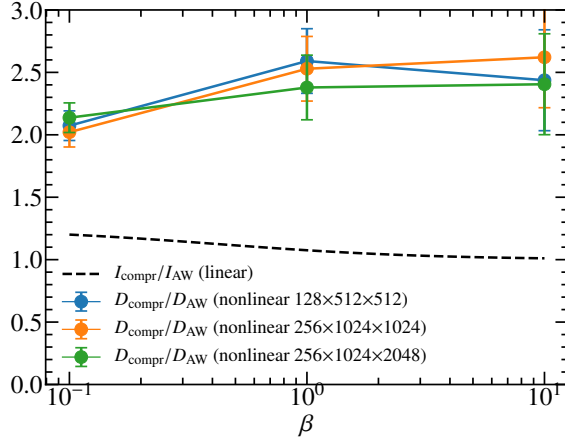


FIGURE 8. Partition of energy flux between Alfvénic and compressive fluctuations vs. β : (black) $I_{\text{compr}}/I_{\text{AW}}$ calculated by the eigenfunctions of linear dispersion relation (3.2) and $D_{\text{compr}}/D_{\text{AW}}$ calculated by the nonlinear simulation with (blue) low-resolution grids, (orange) medium-resolution grids, (green) high-resolution grids. Error bars for the nonlinear simulations are estimated by calculating the standard deviation over the averaging interval.

1992a). In RRMHD, the Alfvénic and compressive fluctuations are coupled only through the linear terms that are proportional to the angular velocity of the accretion disc. We have carried out nonlinear simulations of RRMHD and showed that the nonlinear energy transfer overwhelms the linear coupling immediately below the injection scale. Thus, the two kinds of fluctuations are decoupled at the small scales in our simulations. This is because, below the injection scale, the eddy turnover time is much shorter than the disc rotation time, i.e., $\omega_{\text{nl}}/\Omega \gg 1$. Most importantly, the energy flux carried by the compressive fluctuations is more than double that carried by the Alfvénic fluctuations at the decoupled scales — a result reflecting the interaction between MRI injection and nonlinearity at the injection scale and distinct from a “quasilinear” estimate (which suggests near equipartition).

While these findings suggest that RRMHD is a useful model for studying MRI turbulence, we would like to stress the following two limitations of the RMHD approach for MRI-driven turbulence in accretion flows. First, we assume a near-azimuthal constant mean magnetic field. This may be quite restrictive: e.g., global MHD simulations (e.g., Suzuki & Inutsuka 2014) sometimes exhibit non-azimuthal components of magnetic field. Secondly, we assume that $k_{\parallel}/k_{\perp} \ll 1$ is already satisfied at a larger scale than the critical scale where $\omega_{\text{nl}}/\Omega \sim 1$. If this were not to hold, the rotation effects in full-MHD may become negligible at scales larger than those where the RMHD approximation is already satisfied, and our RRMHD model would not be a good model of MRI turbulence at the decoupling scale. In such a case, the turbulence in the RMHD range would not be driven by MRI, but by the cascade from the full-MHD scales. A simulation of full-MHD with extreme resolutions is necessary to explore this possibility.

We hope that the result of this study may prove useful in addressing the long-standing problem in collisionless accretion discs such as M87 and Sgr A* that is the partition between ion and electron heating (Quataert 1998). Recently, Kawazura *et al.* (2019, 2020) proposed a prescription for the ion vs. electron heating ratio as a function of β , $T_{\text{i}}/T_{\text{e}}$ (ion-to-electron background temperature ratio), and $D_{\text{compr}}/D_{\text{AW}}$. From the results of the present study, one can use this prescription

simply by substituting $D_{\text{compr}}/D_{\text{AW}}$ in the range of 2 to 2.5:

$$\frac{Q_i}{Q_e}(\beta_i, T_i/T_e) = \frac{35}{1 + (\beta_i/15)^{-1.4} e^{-0.1/(T_i/T_e)}} + 2, \quad (5.1)$$

where β_i is the ions' β , and T_i/T_e is the ion-to-electron temperature ratio. The first term in this formula is to do with the energy partition of the Alfvénic cascade due to the kinetic physics at the ion Larmor scale. The validity of this prescription was confirmed numerically for $0.1 \leq \beta_i \leq 4$ and $1 \leq T_i/T_e \leq 10$ (Kawazura *et al.* 2019, 2020). For these parameter ranges, ions are always heated at least twice as strongly as the electrons. We emphasize that (5.1) is the first prescription of turbulent heating that incorporates both driving of turbulence via MRI at MHD scales and the dissipation at kinetic scales, whereas previous numerical studies of turbulent heating focused only on kinetic scales (e.g., Howes *et al.* 2011; Told *et al.* 2015; Zhdankin *et al.* 2019; Parashar & Gary 2019; Arzamasskiy *et al.* 2019). Thanks to the consideration of MRI driving, preferential electron heating is ruled out in our heating prescription (5.1). Practically, the use of (5.1) in global simulations of “two-temperature MHD” (Chael *et al.* 2018, 2019), while mindful of all the limitations of our approach, might help quantitative modelling of hot accretion flows — a rapidly growing industry energized by the EHT data stream.

YK thanks M. Kunz for fruitful discussions. YK, AAS, MB, and SAB were supported in part by the STFC grant ST/N000919/1; the work of AAS and MB was also supported in part by the EPSRC grant EP/R034737/1. YK was supported by JSPS KAKENHI grants JP19K23451 and JP20K14509. Numerical computations reported here were carried out on Cray XC50 at Center for Computational Astrophysics in National Astronomical Observatory of Japan, on the computing resource at Kyushu University, on Oakforest-PACS and Oakbridge-CX at the University of Tokyo, and on Flow at Nagoya University.

Appendix A. Derivation of RRMHD model

Here, we explicitly derive (2.3a)-(2.3d) from (2.1a)-(2.1d). The way we do it is mostly the same as the derivation of (17), (18), (25), and (26) in Schekochihin *et al.* (2009), but with account taken of the differential rotation of the disc. We start by considering the following ordering:

$$\frac{\mathbf{u}}{v_A} \sim \frac{\delta \mathbf{B}}{B_0} \sim \frac{k_{\parallel}}{k_{\perp}} \sim \sin \theta \sim \epsilon, \quad \frac{\partial}{\partial t} \sim \Omega \sim k_{\parallel} v_A \equiv \omega. \quad (\text{A } 1)$$

Then, the order of each term in (2.1a) is estimated as follows:

$$\begin{aligned} & \underbrace{\frac{\partial}{\partial t} \frac{\delta \rho}{\rho_0}}_{\epsilon^1 \omega} + \underbrace{u_{\parallel} \frac{\partial}{\partial z} \frac{\delta \rho}{\rho_0}}_{\epsilon^2 \omega} + \underbrace{\mathbf{u}_{\perp} \cdot \nabla_{\perp} \frac{\delta \rho}{\rho_0}}_{\epsilon^1 \omega} - \underbrace{q \Omega x \sin \theta \left(\frac{\partial}{\partial y} + \frac{1}{\tan \theta} \frac{\partial}{\partial z} \right) \frac{\delta \rho}{\rho_0}}_{\epsilon^2 \omega} \\ & = - \left(\underbrace{\frac{\partial u_{\parallel}}{\partial z}}_{\epsilon^1 \omega} + \underbrace{\nabla_{\perp} \cdot \mathbf{u}_{\perp}}_{\epsilon^0 \omega} \right) - \frac{\delta \rho}{\rho_0} \left(\underbrace{\frac{\partial u_{\parallel}}{\partial z}}_{\epsilon^2 \omega} + \underbrace{\nabla_{\perp} \cdot \mathbf{u}_{\perp}}_{\epsilon^1 \omega} \right). \quad (\text{A } 2) \end{aligned}$$

To order $O(\epsilon^0 \omega)$, we obtain $\nabla_{\perp} \cdot \mathbf{u}_{\perp} = 0$. Likewise, to lowest-order, $\nabla \cdot \delta \mathbf{B} = 0$ gives $\nabla_{\perp} \cdot \delta \mathbf{B}_{\perp} = 0$. Therefore, we may write \mathbf{u}_{\perp} and $\delta \mathbf{B}_{\perp}$ in terms of stream and flux functions:

$$\mathbf{u}_{\perp} = \hat{\mathbf{z}} \times \nabla_{\perp} \Phi, \quad \frac{\delta \mathbf{B}_{\perp}}{B_0} = \frac{\hat{\mathbf{z}} \times \nabla_{\perp} \Psi}{v_A}. \quad (\text{A } 3)$$

Then, the $O(\epsilon^1 \omega)$ terms in (A 2) yield

$$\left(\frac{\partial}{\partial t} + \mathbf{u}_\perp \cdot \nabla_\perp \right) \frac{\delta \rho}{\rho_0} = - \frac{\partial u_\parallel}{\partial z}. \quad (\text{A } 4)$$

Note that the shearing term, viz., the fourth term in the left-hand side of (A 2), is ordered out. As we will show shortly, the shearing terms in other equations are also ordered out.

Under the same ordering, terms in (2.1b) are ordered as follows:

$$\begin{aligned} & \underbrace{\frac{\partial \mathbf{u}}{\partial t}}_{\epsilon^1 \omega v_A} + \underbrace{u_\parallel \frac{\partial \mathbf{u}}{\partial z}}_{\epsilon^2 \omega v_A} + \underbrace{\mathbf{u}_\perp \cdot \nabla_\perp \mathbf{u}}_{\epsilon^1 \omega v_A} - \underbrace{q \Omega x \sin \theta \left(\frac{\partial}{\partial y} + \frac{1}{\tan \theta} \frac{\partial}{\partial z} \right) \mathbf{u}}_{\epsilon^2 \omega v_A} = - \underbrace{\hat{\mathbf{z}} \frac{\partial}{\partial z}}_{\epsilon^1 \omega v_A} \left[\underbrace{\frac{c_S^2}{\Gamma} \frac{\delta p}{p_0}}_{\epsilon^1 \omega v_A} + v_A^2 \left(\underbrace{\frac{1}{2} \frac{|\delta \mathbf{B}|^2}{B_0^2}}_{\epsilon^2 \omega v_A} + \underbrace{\frac{\delta B_\parallel}{B_0}}_{\epsilon^1 \omega v_A} \right) \right] \\ & - \underbrace{\nabla_\perp \left[\frac{c_S^2}{\Gamma} \frac{\delta p}{p_0} + v_A^2 \left(\frac{1}{2} \frac{|\delta \mathbf{B}|^2}{B_0^2} + \frac{\delta B_\parallel}{B_0} \right) \right]}_{\epsilon^0 \omega v_A} - \underbrace{\frac{\delta \rho}{\rho_0} \hat{\mathbf{z}} \frac{\partial}{\partial z} \left[\frac{c_S^2}{\Gamma} \frac{\delta p}{p_0} + v_A^2 \left(\frac{1}{2} \frac{|\delta \mathbf{B}|^2}{B_0^2} + \frac{\delta B_\parallel}{B_0} \right) \right]}_{\epsilon^2 \omega v_A} \\ & - \underbrace{\frac{\delta \rho}{\rho_0} \nabla_\perp \left[\frac{c_S^2}{\Gamma} \frac{\delta p}{p_0} + v_A^2 \left(\frac{1}{2} \frac{|\delta \mathbf{B}|^2}{B_0^2} + \frac{\delta B_\parallel}{B_0} \right) \right]}_{\epsilon^1 \omega v_A} + \underbrace{v_A^2 \left(\frac{\partial}{\partial z} \frac{\delta \mathbf{B}}{B_0} + \frac{\delta B_\parallel}{B_0} \frac{\partial}{\partial z} \frac{\delta \mathbf{B}}{B_0} + \frac{\delta \mathbf{B}_\perp}{B_0} \cdot \nabla_\perp \frac{\delta \mathbf{B}}{B_0} \right)}_{\epsilon^1 \omega v_A} \\ & - 2 \Omega \left(\underbrace{-\cos \theta \hat{\mathbf{y}}}_{\epsilon^2 \omega v_A} + \underbrace{\sin \theta \hat{\mathbf{z}}}_{\epsilon^1 \omega v_A} \right) \times \mathbf{u} + q \Omega u_x \left(\underbrace{\sin \theta \hat{\mathbf{y}}}_{\epsilon^2 \omega v_A} + \underbrace{\cos \theta \hat{\mathbf{z}}}_{\epsilon^1 \omega v_A} \right). \quad (\text{A } 5) \end{aligned}$$

From the $O(\epsilon^0 \omega v_A)$ terms in (A 5), one gets the pressure balance

$$\frac{c_S^2}{\Gamma} \frac{\delta p}{p_0} + v_A^2 \frac{\delta B_\parallel}{B_0} = 0, \quad (\text{A } 6)$$

which, when combined with (2.1d), becomes

$$\frac{\delta \rho}{\rho_0} + \frac{v_A^2}{c_S^2} \frac{\delta B_\parallel}{B_0} = 0. \quad (\text{A } 7)$$

From the $O(\epsilon^1 \omega v_A)$ terms in (A 5), we obtain

$$\frac{\partial \mathbf{u}}{\partial t} + \mathbf{u}_\perp \cdot \nabla_\perp \mathbf{u} = - \nabla_\perp \left(\frac{v_A^2}{2} \frac{|\delta \mathbf{B}|^2}{B_0^2} \right) + v_A^2 \left(\frac{\partial}{\partial z} \frac{\delta \mathbf{B}}{B_0} + \frac{\delta \mathbf{B}_\perp}{B_0} \cdot \nabla_\perp \frac{\delta \mathbf{B}}{B_0} \right) + 2 \Omega \hat{\mathbf{y}} \times \mathbf{u} + q \Omega u_x \hat{\mathbf{z}}, \quad (\text{A } 8)$$

where we have used $\cos \theta \simeq 1$ and neglected all terms containing $\sin \theta \ll 1$. The desired perpendicular and parallel momentum equations (2.3b) and (2.3c) are recovered as $\hat{\mathbf{z}} \cdot [\nabla_\perp \times (\text{A } 8)]$ and $\hat{\mathbf{z}} \cdot (\text{A } 8)$, respectively.

Next, the ordering of terms in (2.1c) is as follows:

$$\begin{aligned} & \underbrace{\frac{\partial}{\partial t} \frac{\delta \mathbf{B}}{B_0}}_{\epsilon^1 \omega} + \underbrace{u_\parallel \frac{\partial}{\partial z} \frac{\delta \mathbf{B}}{B_0}}_{\epsilon^2 \omega} + \underbrace{\mathbf{u}_\perp \cdot \nabla_\perp \frac{\delta \mathbf{B}}{B_0}}_{\epsilon^1 \omega} - \underbrace{q \Omega x \sin \theta \left(\frac{\partial}{\partial y} + \frac{1}{\tan \theta} \frac{\partial}{\partial z} \right) \frac{\delta \mathbf{B}}{B_0}}_{\epsilon^2 \omega} + \left(\underbrace{\hat{\mathbf{z}}}_{\epsilon^1 \omega} + \underbrace{\frac{\delta \mathbf{B}}{B_0}}_{\epsilon^2 \omega} \right) \frac{\partial u_\parallel}{\partial z} \\ & = \underbrace{\frac{\partial \mathbf{u}}{\partial z}}_{\epsilon^1 \omega} + \underbrace{\frac{\delta B_\parallel}{B_0} \frac{\partial \mathbf{u}}{\partial z}}_{\epsilon^2 \omega} + \underbrace{\frac{\delta \mathbf{B}_\perp}{B_0} \cdot \nabla_\perp \mathbf{u}}_{\epsilon^1 \omega} - q \Omega \frac{\delta B_x}{B_0} \left(\underbrace{\sin \theta \hat{\mathbf{y}}}_{\epsilon^2 \omega} + \underbrace{\cos \theta \hat{\mathbf{z}}}_{\epsilon^1 \omega} \right). \quad (\text{A } 9) \end{aligned}$$

Together with (A 4) and (A 7), the $O(\epsilon^1 \omega)$ terms in this equation yield

$$\left(\frac{\partial}{\partial t} + \mathbf{u}_\perp \cdot \nabla_\perp \right) \left(\frac{\delta \mathbf{B}}{B_0} + \hat{\mathbf{z}} \frac{v_A^2}{c_s^2} \frac{\delta B_\parallel}{B_0} \right) = \left(\frac{\partial}{\partial z} + \frac{\delta \mathbf{B}}{B_0} \cdot \nabla_\perp \right) \mathbf{u} - q \Omega \frac{\delta B_x}{B_0} \hat{\mathbf{z}}. \quad (\text{A } 10)$$

Finally, we obtain the perpendicular and parallel magnetic field equations (2.3a) and (2.3d) as $\hat{\mathbf{z}} \cdot [\text{curl}^{-1}(\text{A } 10)]$ and $\hat{\mathbf{z}} \cdot (\text{A } 10)$, respectively.

REFERENCES

- ALEXAKIS, A., MININNI, P. D. & POUQUET, A. 2005 Shell-to-shell energy transfer in magnetohydrodynamics. I. Steady state turbulence. *Phys. Rev. E* **72**, 046301.
- ARZAMASSKIY, L., KUNZ, M. W., CHANDRAN, B. D. G. & QUATAERT, E. 2019 Hybrid-kinetic simulations of ion heating in Alfvénic turbulence. *Astrophys. J.* **879**, 53.
- BALBUS, S. A. & HAWLEY, J. F. 1991 A powerful local shear instability in weakly magnetized disks. I - Linear analysis. II - Nonlinear evolution. *Astrophys. J.* **376**, 214.
- BALBUS, S. A. & HAWLEY, J. F. 1992a A powerful local shear instability in weakly magnetized disks. IV. Nonaxisymmetric perturbations. *Astrophys. J.* **400**, 610.
- BALBUS, S. A. & HAWLEY, J. F. 1992b Is the Oort A-value a universal growth rate limit for accretion disk shear instabilities? *Astrophys. J.* **392**, 662.
- BALBUS, S. A. & HAWLEY, J. F. 1998 Instability, turbulence, and enhanced transport in accretion disks. *Rev. Mod. Phys.* **70**, 1.
- CHAEI, A., NARAYAN, R. & JOHNSON, M. D. 2019 Two-temperature, magnetically arrested disc simulations of the jet from the supermassive black hole in M87. *Mon. Not. R. Astron. Soc.* **486**, 2873.
- CHAEI, A., ROWAN, M., NARAYAN, R., JOHNSON, M. & SIRONI, L. 2018 The role of electron heating physics in images and variability of the Galactic Centre black hole Sagittarius A*. *Mon. Not. R. Astron. Soc.* **478**, 5209.
- CHO, J. & LAZARIAN, A. 2002 Compressible sub-Alfvénic MHD turbulence in low- β plasmas. *Phys. Rev. Lett.* **88**, 245001.
- CHO, J. & LAZARIAN, A. 2003 Compressible magnetohydrodynamic turbulence: mode coupling, scaling relations, anisotropy, viscosity-damped regime and astrophysical implications. *Mon. Not. R. Astron. Soc.* **345**, 325.
- EHT COLLABORATION 2019a First M87 Event Horizon Telescope results. I. The shadow of the supermassive black hole. *Astrophys. J. Lett.* **875**, L1.
- EHT COLLABORATION 2019b First M87 Event Horizon Telescope Results. V. Physical origin of the asymmetric ring. *Astrophys. J. Lett.* **875**, L5.
- GOLDREICH, P. & LYNDEN-BELL, D. 1965 II. Spiral arms as sheared gravitational instabilities. *Mon. Not. R. Astron. Soc.* **130**, 125.
- GOLDREICH, P. & SRIDHAR, S. 1995 Toward a theory of interstellar turbulence. 2: Strong Alfvénic turbulence. *Astrophys. J.* **438**, 763.
- GOLDREICH, P. & SRIDHAR, S. 1997 Magnetohydrodynamic Turbulence Revisited. *Astrophys. J.* **485**, 680.
- GRETE, P., O'SHEA, B. W., BECKWITH, K., SCHMIDT, W. & CHRISTLIEB, A. 2017 Energy transfer in compressible magnetohydrodynamic turbulence. *Phys. Plasmas* **24**, 092311.
- HAWLEY, J. F. & BALBUS, S. A. 1992 A powerful local shear instability in weakly magnetized disks. III. Long-term evolution in a shearing sheet. *Astrophys. J.* **400**, 595.
- HIRAI, K., KATOH, Y., TERADA, N. & KAWAI, S. 2018 Study of the transition from MRI to magnetic turbulence via parasitic instability by a high-order MHD simulation code. *Astrophys. J.* **853**, 174.
- HOSHINO, M. 2018 Energy partition between ion and electron of collisionless magnetic reconnection. *Astrophys. J. Lett.* **868**, L18.
- HOWES, G. G. 2010 A prescription for the turbulent heating of astrophysical plasmas. *Mon. Not. R. Astron. Soc.* **409**, L104.
- HOWES, G. G., TENBARGE, J. M., DORLAND, W., QUATAERT, E., SCHEKOCHIHIN, A. A., NUMATA, R. & TATSUNO, T. 2011 Gyrokinetic simulations of solar wind turbulence from ion to electron scales. *Phys. Rev. Lett.* **107**, 035004.
- ICHIMARU, S. 1977 Bimodal behavior of accretion disks: theory and application to Cygnus X-1 transitions. *Astrophys. J.* **214**, 840.

- JULIEN, K. & KNOBLOCH, E. 2006 Saturation of the magnetorotational instability: Asymptotically exact theory. In *EAS Publications Series* (ed. Michel Rieutord & Berengere Dubrulle), *EAS Publications Series*, vol. 21, p. 81.
- KADOMTSEV, B. B. & POGUTSE, O. P. 1974 Nonlinear helical perturbations of a plasma in the tokamak. *Sov. Phys.-JETP* **38**, 283.
- KAWAZURA, Y., BARNES, M. & SCHEKOCHIHIN, A. A. 2019 Thermal disequilibrium of ions and electrons by collisionless plasma turbulence. *Proc. Nat. Acad. Sci.* **116**, 771.
- KAWAZURA, Y., SCHEKOCHIHIN, A. A., BARNES, M., TENBARGE, J. M., TONG, Y., KLEIN, K. G. & DORLAND, W. 2020 Ion versus electron heating in compressively driven astrophysical gyrokinetic turbulence. *Phys. Rev. X* **10**, 041050.
- KEMPSKI, P., QUATAERT, E., SQUIRE, J. & KUNZ, M. W. 2019 Shearing-box simulations of MRI-driven turbulence in weakly collisional accretion discs. *Mon. Not. R. Astron. Soc.* **486**, 4013.
- KIMURA, S. S., TOMA, K., SUZUKI, T. K. & INUTSUKA, S.-I. 2016 Stochastic Particle Acceleration in Turbulence Generated by Magnetorotational Instability. *Astrophys. J.* **822**, 88.
- KRAICHNAN, R. H. 1965 Inertial-Range spectrum of hydromagnetic turbulence. *Phys. Fluids* **8**, 1385.
- LESUR, G. & LONGARETTI, P. Y. 2011 Non-linear energy transfers in accretion discs MRI turbulence. I. Net vertical field case. *Astron. Astrophys.* **528**, A17.
- LESUR, G. R. J. 2021 Magnetohydrodynamics of protoplanetary discs. *J. Plasma Phys.* **87**, 205870101.
- MAKAWANA, K. D. & YAN, H. 2020 Properties of magnetohydrodynamic modes in compressively driven plasma turbulence. *Phys. Rev. X* **10**, 031021.
- MAMATSASHVILI, G. R., CHAGELISHVILI, G. D., BODO, G. & ROSSI, P. 2013 Revisiting linear dynamics of non-axisymmetric perturbations in weakly magnetized accretion discs. *Mon. Not. R. Astron. Soc.* **435**, 2552.
- MORRISON, P. J., TASSI, E. & TRONKO, N. 2013 Stability of compressible reduced magnetohydrodynamic equilibria—Analogy with magnetorotational instability. *Phys. Plasmas* **20**, 042109.
- NARAYAN, R. & YI, I. 1995 Advection-dominated accretion: underfed black holes and neutron stars. *Astrophys. J.* **452**, 710.
- NAZARENKO, S. V. & SCHEKOCHIHIN, A. A. 2011 Critical balance in magnetohydrodynamic, rotating and stratified turbulence: towards a universal scaling conjecture. *J. Fluid Mech.* **677**, 134.
- NUMATA, R. & LOUREIRO, N. F. 2015 Ion and electron heating during magnetic reconnection in weakly collisional plasmas. *J. Plasma Phys.* **81**, 305810201.
- PARASHAR, T. N. & GARY, S. P. 2019 Dissipation of kinetic Alfvénic turbulence as a function of ion and electron temperature ratios. *Astrophys. J.* **882**, 29.
- QUATAERT, E. 1998 Particle heating by Alfvénic turbulence in hot accretion flows. *Astrophys. J.* **500**, 978.
- QUATAERT, E., DORLAND, W. & HAMMETT, G. W. 2002 The Magnetorotational Instability in a Collisionless Plasma. *Astrophys. J.* **577**, 524.
- REES, M. J., BEGELMAN, M. C., BLANDFORD, R. D. & PHINNEY, E. S. 1982 Ion-supported tori and the origin of radio jets. *Nature* **295**, 17.
- ROWAN, M. E., SIRONI, L. & NARAYAN, R. 2017 Electron and proton heating in transrelativistic magnetic reconnection. *Astrophys. J.* **850**, 29.
- ROWAN, M. E., SIRONI, L. & NARAYAN, R. 2019 Electron and proton heating in transrelativistic guide field reconnection. *Astrophys. J.* **873**, 2.
- SCHEKOCHIHIN, A. A. 2020 MHD turbulence: a biased review. *arXiv:2010.00699*.
- SCHEKOCHIHIN, A. A., COWLEY, S. C., DORLAND, W., HAMMETT, G. W., HOWES, G. G., QUATAERT, E. & TATSUNO, T. 2009 Astrophysical gyrokinetics: kinetic and fluid turbulent cascades in magnetized weakly collisional plasmas. *Astrophys. J. Supp. Ser.* **182**, 310.
- SCHEKOCHIHIN, A. A., KAWAZURA, Y. & BARNES, M. A. 2019 Constraints on ion versus electron heating by plasma turbulence at low beta. *J. Plasma Phys.* **85**, 905850303.
- SHARMA, P., QUATAERT, E., HAMMETT, G. W. & STONE, J. M. 2007 Electron heating in hot accretion flows. *Astrophys. J.* **667**, 714.
- ST-ONGE, D. A., KUNZ, M. W., SQUIRE, J. & SCHEKOCHIHIN, A. A. 2020 Fluctuation dynamo in a weakly collisional plasma. *J. Plasma Phys.* **86**, 905860503.
- STRAUSS, H. R. 1976 Nonlinear, three-dimensional magnetohydrodynamics of noncircular tokamaks. *Phys. Fluids* **19**, 134.
- SUN, X. & BAI, X.-N. 2021 Particle diffusion and acceleration in magnetorotational instability turbulence. *Mon. Not. R. Astron. Soc.* **506**, 1128.

- SUZUKI, T. K. & INUTSUKA, S.-I. 2009 Disk winds driven by magnetorotational instability and dispersal of protoplanetary disks. *Astrophys. J. Lett.* **691**, L49.
- SUZUKI, T. K. & INUTSUKA, S.-I. 2014 Magnetohydrodynamic Simulations of Global Accretion Disks with Vertical Magnetic Fields. *Astrophys. J.* **784**, 121.
- TOLD, D., JENKO, F., TENBARGE, J. M., HOWES, G. G. & HAMMETT, G. W. 2015 Multiscale nature of the dissipation range in gyrokinetic simulations of Alfvénic turbulence. *Phys. Rev. Lett.* **115**, 025003.
- WALKER, J., LESUR, G. & BOLDYREV, S. 2016 On the nature of magnetic turbulence in rotating, shearing flows. *Mon. Not. R. Astron. Soc.* **457**, L39.
- ZHDANKIN, V., UZDENSKY, D. A., WERNER, G. R. & BEGELMAN, M. C. 2019 Electron and ion energization in relativistic plasma turbulence. *Phys. Rev. Lett.* **122**, 055101.
- ZHDANKIN, V., WALKER, J., BOLDYREV, S. & LESUR, G. 2017 Universal small-scale structure in turbulence driven by magnetorotational instability. *Mon. Not. R. Astron. Soc.* **467**, 3620.