

Magnetic critical behavior and anomalous Hall effect in 2H-Co_{0.22}TaS₂ single crystals

Yu Liu,^{1,*} Zhixiang Hu,^{1,2} Eli Stavitski,³ Klaus Attenkofer,^{3,†} and C. Petrovic^{1,2}

¹*Condensed Matter Physics and Materials Science Department,
Brookhaven National Laboratory, Upton, New York 11973, USA*

²*Materials Science and Chemical Engineering Department,
Stony Brook University, Stony Brook, New York 11790, USA*

³*National Synchrotron Light Source II, Brookhaven National Laboratory, Upton, New York 11973, USA*

(Dated: October 25, 2021)

We report ferromagnetism in 2H-Co_{0.22}TaS₂ single crystals where Co atoms are intercalated in the van der Waals gap, and a systematic study of its magnetic critical behavior in the vicinity of $T_c \sim 28$ K. The obtained critical exponents $\beta = 0.43(2)$, $\gamma = 1.15(1)$, and $\delta = 3.54(1)$ fulfill the Widom scaling relation $\delta = 1 + \gamma/\beta$ and follow the scaling equation. This indicates that the spin coupling in 2H-Co_{0.22}TaS₂ is of three-dimensional Heisenberg type coupled with long-range magnetic interaction, and that the exchange interaction decays with distance as $J(r) \approx r^{-4.69}$. 2H-Co_{0.22}TaS₂ exhibits a weak temperature-dependent metallic behavior in resistivity and negative values of thermopower with dominant electron-type carriers, in which obvious anomalies were observed below T_c as well as the anomalous Hall effect (AHE). The linear scaling behavior between the modified anomalous Hall resistivity $\rho_{xy}/\mu_0 H$ and longitudinal resistivity $\rho_{xx}^2 M/\mu_0 H$ implies that the origin of AHE in 2H-Co_{0.22}TaS₂ should be dominated by the extrinsic side-jump mechanism.

INTRODUCTION

Recent discovery of intrinsic long-range magnetic order in a mono- or few-layer in two-dimensional (2D) van der Waals (vdW) magnets [1–8], such as FePS₃, Cr₂Ge₂Te₆, CrI₃, Fe₃GeTe₂, VSe₂ and MnSe₂, has provided new platforms for studying fundamental 2D magnetism and designing novel spin-related devices. Interestingly, the spin interactions in 2D vdW magnets exhibit different types of critical behavior, such as 2D Heisenberg type in MnPS₃, 2D XY type in NiPS₃, and 2D Ising type in FePS₃ [9]. Three-dimensional (3D) Heisenberg behavior is observed in bulk CrI₃ and Fe₃GeTe₂ [10–13], however, a crossover from 3D to 2D Ising ferromagnetism is revealed in thickness-reduced crystals [14, 15]. 2D Ising behavior is confirmed in Cr₂(Si,Ge)₂Te₆ [16–19], whereas mean field type interaction is found in its 3D analog of Mn₃Si₂Te₆ since an additional 1/3 Mn residing in vdW gap induced stronger interlayer coupling [20].

Intercalated transition metal dichalcogenides commonly feature 3d atoms in vdW gap and exhibit diverse magnetic orders [21, 22]. For instance, 2H-M_{0.33}TaS₂ with M = V, Cr, Mn is ferromagnetic (FM), with M = Co, Ni is antiferromagnetic (AFM), whereas with M = Fe exhibits both types of magnetic behavior [21]. 2H-Mn_xTaS₂ is FM with easy **ab** plane [23, 24], 2H-Fe_xTaS₂ is FM with easy **c** axis for $0.2 \leq x \leq 0.4$ but is AFM for higher Fe content, then 2H-(Co,Ni)_xTaS₂ is AFM, because the super-exchange interactions become larger as the intercalate ion is varied from Mn through Fe and Co to Ni. Among these materials, the most interesting member is 2H-Fe_{0.25}TaS₂, the only member that exhibits FM order with strong uniaxial anisotropy, similar to recently investigated 2D vdW magnets. It features large magnetocrystalline anisotropy, magnetoresistance, and sharp switching in magnetization [25–27]. Anomalous Hall ef-

fect (AHE) mechanism in 2H-Fe_{0.29}TaS₂ changes from extrinsic scattering to intrinsic contribution with thickness reduction [28], whereas the spin coupling in 2H-Fe_{0.26}TaS₂ is of 3D Heisenberg type coupled with long-range magnetic interactions [29].

In this work, we synthesized 2H-Co_{0.22}TaS₂ single crystal that shows FM order with $T_c \sim 28$ K and a strong uniaxial anisotropy. Several methods were employed to determine the critical exponents so as to shed light on the mechanism of the paramagnetic (PM)-FM transition. Critical exponents $\beta = 0.43(2)$ with $T_c = 28.55(2)$ K and $\gamma = 1.15(1)$ with $T_c = 28.62(2)$ K are obtained by the Kouvel-Fisher (KF) method, whereas $\delta = 3.54(1)$ is obtained by critical isotherm at T_c . The renormalization group theory analysis suggests that the spin coupling in 2H-Co_{0.22}TaS₂ is of 3D Heisenberg type coupled with long-range magnetic interaction; the exchange interaction decays with distance as $J(r) \approx r^{-4.69}$. 2H-Co_{0.22}TaS₂ shows weak temperature-dependent metallic behavior in resistivity $\rho(T)$ and negative values of thermopower $S(T)$ with dominant electron-type carriers as well as the AHE below T_c . A linear scaling behavior between the modified anomalous Hall resistivity $\rho_{xy}/\mu_0 H$ and longitudinal resistivity $\rho_{xx}^2 M/\mu_0 H$ indicates the extrinsic side-jump mechanism of AHE.

EXPERIMENTAL DETAILS

Single crystals of 2H-Co_{0.22}TaS₂ were grown by chemical vapor transport method with iodine agent. The raw materials (Co, Ta, and S powders) were mixed with a molar ratio of 0.25 : 1 : 2, sealed in an evacuated quartz tube, and then heated for two weeks in a two-zone furnace with the source zone temperature of 1000 °C and the growth zone temperature of 900 °C, respectively. The

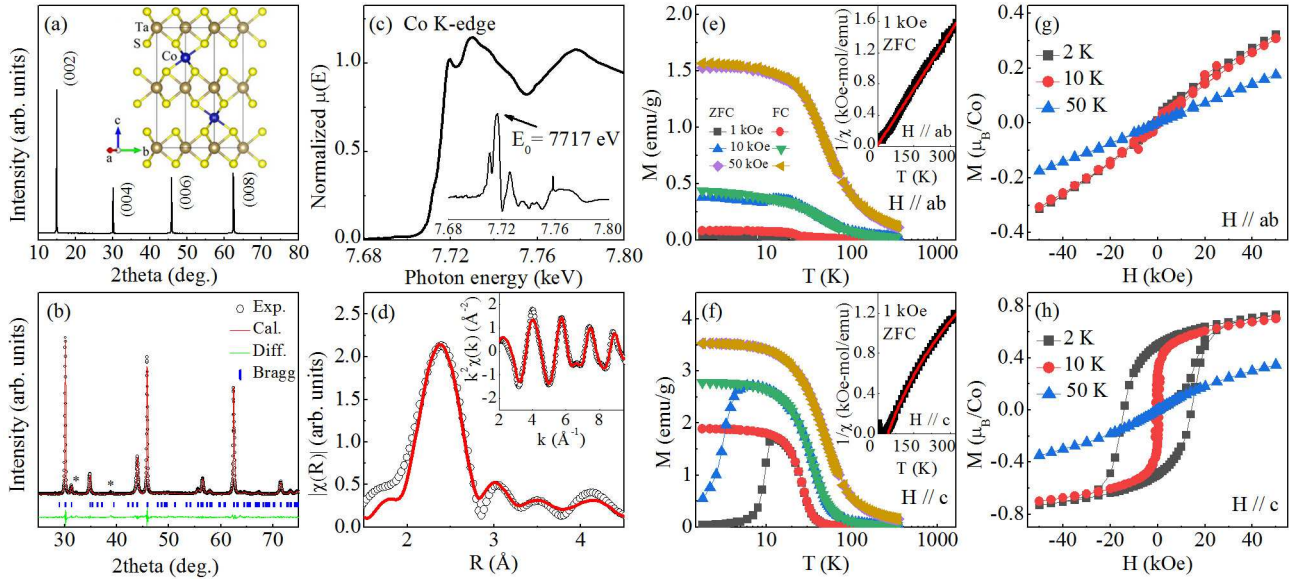


FIG. 1. (Color online) (a) Single crystal and (b) powder x-ray diffraction (XRD) patterns of 2H-Co_{0.22}TaS₂. Inset in (a) shows the crystal structure of 2H-Co_{0.22}TaS₂. The tiny extra peaks [labeled as asterisk in (b)] at 32.2° and 38.9° are from pure iodine and sulfur, respectively. (c) Normalized Co *K*-edge x-ray absorption near edge structure (XANES) spectra. Inset shows the derivative $\mu(E)$ curve. (d) Fourier transform magnitudes of the extended x-ray absorption fine structure (EXAFS) oscillations (symbols) for Co *K*-edge with the phase shift correction. The model fits are shown as solid lines. Inset shows the corresponding filtered EXAFS (symbols) with *k*-space model fits (solid lines). Temperature-dependent magnetization $M(T)$ with both zero-field cooling (ZFC) and field cooling (FC) modes for (e) $\mathbf{H} \parallel \mathbf{ab}$ -plane and (f) $\mathbf{H} \parallel \mathbf{c}$ -axis at various magnetic fields. Insets show the corresponding inverse susceptibility with $H = 1$ kOe fitted by the Curie-Weiss law (solid lines). Field-dependent magnetization for (g) $\mathbf{H} \parallel \mathbf{ab}$ -plane and (h) $\mathbf{H} \parallel \mathbf{c}$ -axis at various temperatures.

obtained single crystals are hexagonal shape with typical dimensions as $4 \times 4 \times 0.5$ mm³. The average stoichiometry was determined by examination of multiple points on cleaved fresh surfaces and checked by multiple samples from the same batch using energy-dispersive x-ray spectroscopy in a JEOL LSM-6500 scanning electron microscope. The actual stoichiometry is Co_{0.22(1)}TaS_{1.88(2)} with Ta fixed to 1, which is referred to as 2H-Co_{0.22}TaS₂ throughout this paper since $\sim 5\%$ sulfur deficiency is normally observed in 2H-TaS₂. X-ray diffraction (XRD) data were acquired on a Rigaku Miniflex powder diffractometer with Cu *K*_α ($\lambda = 0.15418$ nm) at room temperature. X-ray absorption spectroscopy was measured at 8-ID beamline of the National Synchrotron Light Source II (NSLS II) at Brookhaven National Laboratory (BNL) in the fluorescence mode. The x-ray absorption near edge structure (XANES) and extended X-ray absorption fine structure (EXAFS) spectra were processed using the Athena software package. The EXAFS signal, $\chi(k)$, was weighed by k^2 to emphasize the high-energy oscillation and then Fourier-transformed in *k* range from 2 to 10 Å⁻¹ to analyze the data in *R* space. The magnetization was measured in quantum design MPMS-XL5 system. Isotherms were collected at an interval of 1 K around T_c . The electrical and thermal transport were measured in quantum design PPMS-9 system. The longitudinal and Hall resistivity were measured using standard four-probe

method. In order to effectively eliminate the longitudinal resistivity contribution due to voltage probe misalignment, the Hall resistivity was obtained by the difference of transverse resistance measured at positive and negative fields, i.e., $\rho_{xy}(\mu_0 H) = [\rho(+\mu_0 H) - \rho(-\mu_0 H)]/2$.

RESULTS AND DISCUSSIONS

Figure 1(a,b) shows the crystal structure and the XRD 2theta scans for 2H-Co_{0.22}TaS₂. The sharp peaks can be indexed with (00*l*) planes [Fig. 1(b)], indicating that the plate surface of crystal is normal to the \mathbf{c} -axis. The main powder XRD pattern can be fitted with the *P*₆₃₂₂ space group using Le Bail analysis, resulting in the lattice parameters $a = 5.72(2)$ Å and $c = 11.89(2)$ Å [inset in Fig. 1(b)]. It adopts the same space group with smaller lattice parameters when compared with 2H-Co_{0.33}TaS₂ ($a = 5.74$ Å and $c = 11.93$ Å) [30, 31]. Figure 1(c) exhibits the normalized Co *K*-edge XANES. The threshold energy $E_0 = 7717$ eV obtained from the peak of derivative curve [inset in Fig. 1(c)] indicates the Co²⁺ state. Figure 1(d) exhibits the Fourier transform magnitudes of EXAFS. In a single-scattering approximation, the EXAFS could be

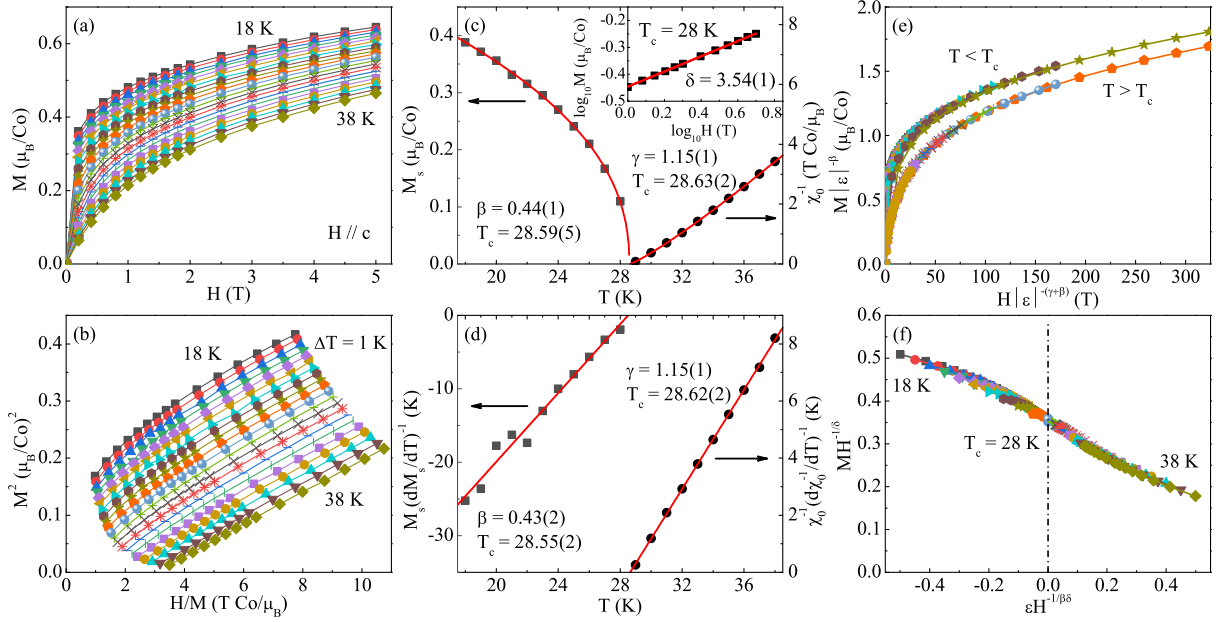


FIG. 2. (Color online) (a) Typical initial isothermals measured with $\mathbf{H} \parallel \mathbf{c}$ -axis from 18 to 38 K with a temperature step of 1 K. (b) The Arrott plots of M^2 vs H/M . (c) Temperature-dependent spontaneous magnetization M_s (left) and inverse initial susceptibility χ_0^{-1} (right) with solid fitting curves for $2\text{H-Co}_{0.22}\text{TaS}_2$. Inset shows the $M(H)$ curve in \log_{10} - \log_{10} scale collected at 28 K with linear fitting curve. (d) The Kouvel-Fisher plots of $M_s(dM_s/dT)^{-1}$ (left) and $\chi_0^{-1}(d\chi_0^{-1}/dT)^{-1}$ (right) with solid fitting curves. (e) Scaling plots of renormalized m vs h with $m \equiv \varepsilon^{-\beta} M(H, \varepsilon)$ and $h \equiv \varepsilon^{-(\beta+\gamma)} H$. (f) Rescaling plots of $M(H)$ isothermals by $MH^{-1/\delta}$ vs $\varepsilon H^{-1/(\beta\delta)}$.

described by [32]:

$$\chi(k) = \sum_i \frac{N_i S_0^2}{k R_i^2} f_i(k, R_i) e^{-\frac{2R_i}{\lambda}} e^{-2k^2 \sigma_i^2} \sin[2kR_i + \delta_i(k)],$$

where N_i is the number of neighbouring atoms at a distance R_i from the photoabsorbing atom. S_0^2 is the passive electrons reduction factor, $f_i(k, R_i)$ is the backscattering amplitude, λ is the photoelectron mean free path, δ_i is the phase shift, and σ_i^2 is the correlated Debye-Waller factor measuring the mean square relative displacement of the photoabsorber-backscatter pairs. The main peak corresponds well to the six nearest-neighbor Co-S [2.37(1) Å] and then two next-nearest Co-Ta [3.01(7) Å] in the Fourier transform magnitudes of EXAFS [Fig. 1(d)], extracted from the model fit with fixed coordination number. The peaks above 3.5 Å are due to longer Co-S [4.07(5) Å] and Co-Ta [4.45(5) Å] distances, and the multiple scattering behavior. Local crystal structure environment of Co atom indicates that Co is well intercalated [30, 31] in the vdW gap of 2H-TaS_2 crystal at the interstitial position as described in [31] for $2\text{H-Co}_{0.33}\text{TaS}_2$; somewhat smaller average lattice parameters are likely due to smaller Co intercalation.

Figure 1(c,d) exhibits the temperature dependence of dc magnetization measured in various fields applied in \mathbf{ab} -plane and along \mathbf{c} -axis with zero-field cooling (ZFC) and field cooling (FC) modes, respectively. A sharp upturn in $M(T)$ was observed for both field directions when

temperature decreases, suggesting a PM-FM transition. The $M(T)$ for $\mathbf{H} \parallel \mathbf{c}$ are larger than those for $\mathbf{H} \parallel \mathbf{ab}$, indicating an uniaxial anisotropy in $2\text{H-Co}_{0.22}\text{TaS}_2$. The difference between ZFC and FC curves is due to magnetic domain creep effect. The $1/\chi(T) = H/M(T)$ taken at 1 kOe from 100 to 300 K can be well fitted by the Curie-Weiss law $\chi = \chi_0 + C/(T - \theta)$ [insets in Fig. 1(c,d)], where χ_0 is a temperature-independent term, C and θ are the Curie-Weiss constant and Weiss temperature, respectively. The Weiss temperature is $\theta_c = 40(2)$ K for $\mathbf{H} \parallel \mathbf{c}$ and $\theta_{ab} = -5(1)$ K for $\mathbf{H} \parallel \mathbf{ab}$, respectively, indicating dominance of FM exchange interactions along \mathbf{c} -axis and AFM in \mathbf{ab} -plane in $2\text{H-Co}_{0.22}\text{TaS}_2$. The derived effective moment is 2.3(1) μ_B/Co for $\mathbf{H} \parallel \mathbf{ab}$ and 2.7(1) μ_B/Co for $\mathbf{H} \parallel \mathbf{c}$, respectively, which is smaller than the spin-only moment of 3.87 μ_B for Co^{2+} . The deviation between 2.3(1) and 2.7(1) μ_B/Co may be due to the anisotropic g factor with unquenched orbital angular moment. Future experiments such as neutron scattering or electron spin resonance would be helpful to clarify this difference. Figure 1(e,f) presents the field-dependent magnetization at various temperatures. A large coercivity of 14.3 kOe was observed at 2 K when $\mathbf{H} \parallel \mathbf{c}$, which decreases to 0.7 kOe at 10 K and disappears at 50 K. The saturation moment is also relatively small ($< 0.8 \mu_B/\text{Co}$), suggesting that both localized and delocalized Co electrons coexist in $2\text{H-Co}_{0.22}\text{TaS}_2$. Only linear dependent $M(H)$ was observed when $\mathbf{H} \parallel \mathbf{ab}$, unambigu-

TABLE I. Comparison of critical exponents of 2H-Co_{0.22}TaS₂ and 2H-Fe_{0.26}TaS₂ with different theoretical models. The MAP, KFP, and CI represent the modified Arrott plot, the Kouvel-Fisher plot, and the critical isotherm, respectively.

	Reference	Technique	T_c	β	γ	δ
2H-Co _{0.22} TaS ₂	This work	MAP	28.61(7)	0.44(1)	1.15(1)	3.61(4)
		KFP	28.59(6)	0.43(2)	1.15(1)	3.67(8)
		CI	28			3.54(1)
2H-Fe _{0.26} TaS ₂	[29]	MAP	100.67(4)	0.460(4)	1.216(11)	3.643(1)
		KFP	100.69(5)	0.459(6)	1.205(11)	3.625(10)
		CI	100.7			3.69(1)
2D Ising	[47]	Theory		0.125	1.75	15.0
Mean field	[48]	Theory		0.5	1.0	3.0
3D Heisenberg	[48]	Theory		0.365	1.386	4.8
3D Ising	[48]	Theory		0.325	1.24	4.82
3D XY	[49]	Theory		0.345	1.316	4.81
Tricritical mean field	[51]	Theory		0.25	1.0	5.0

ously confirming a large magnetocrystalline anisotropy in 2H-Co_{0.22}TaS₂. This is the first time to achieve FM order with uniaxial anisotropy in Co-intercalated 2H-TaS₂ crystals. The FM coupling between intercalated-Co moments in 2H-TaS₂ layer may arise from an indirect spin exchange interaction, namely, the Ruderman-Kittel-Kasuya-Yosida (RKKY) interaction [33–35]. The high carrier density in 2H-TaS₂ host also favors the spin exchange interactions between isolated Co atoms through the RKKY mechanism. Similar mechanism was proposed for magnetic order in the related materials Cr_{0.33}TaS₂ and V_{0.25}VS₂ [36, 37].

To obtain a precise T_c and the mechanism of PM-FM transition in 2H-Co_{0.22}TaS₂, we measured dense magnetization isotherms with $\mathbf{H} \parallel \mathbf{c}$ from 18 to 38 K [Fig. 2(a)]. The critical behavior gives insight into the nature of magnetic interactions, correlation length, spin dimensionality, and the spatial decay of correlation function at criticality [38, 39]. The Arrott plot (M^2 vs H/M) [Fig. 2(b)] shows quasi-straight and -parallel lines in high field region [40]. To obtain the critical exponents, the isotherms were then reanalyzed with the Arrott-Noakes equation of state [41],

$$(H/M)^{1/\gamma} = a\varepsilon + bM^{1/\beta}, \quad (1)$$

where $\varepsilon = (T - T_c)/T_c$ is the reduced temperature, and a and b are constants. The β and γ are associated with the spontaneous magnetization M_s below T_c and the inverse initial susceptibility χ_0^{-1} above T_c , respectively [42–44]:

$$M_s(T) = M_0(-\varepsilon)^\beta, \varepsilon < 0, T < T_c, \quad (2)$$

$$\chi_0^{-1}(T) = (h_0/m_0)\varepsilon^\gamma, \varepsilon > 0, T > T_c, \quad (3)$$

$$M = DH^{1/\delta}, T = T_c, \quad (4)$$

where δ is another critical exponent associated with the $M(H)$ at T_c . The M_0 , h_0/m_0 and D are the critical amplitudes. A rigorous iterative method was adopted with an initial mean field model [45, 46].

Figure 2(c) exhibits the temperature dependence of final $M_s(T)$ and $\chi_0^{-1}(T)$ with power law fitting that gives $\beta = 0.44(1)$ with $T_c = 28.59(5)$ K, and $\gamma = 1.15(1)$ with $T_c = 26.63(2)$ K. The third exponent $\delta = 3.54(1)$ is determined by a linear fit of $M(H)$ at 28 K taking into account that $M = DH^{1/\delta}$ at T_c [inset in Fig. 2(c)], which is very close to the value of 3.61(4) calculated from the Widom scaling relation $\delta = 1 + \gamma/\beta$ [47]. In the Kouvel-Fisher (KF) relation [48]:

$$M_s(T)[dM_s(T)/dT]^{-1} = (T - T_c)/\beta, \quad (5)$$

$$\chi_0^{-1}(T)[d\chi_0^{-1}(T)/dT]^{-1} = (T - T_c)/\gamma. \quad (6)$$

Linear fittings to the plots of $M_s(T)[dM_s(T)/dT]^{-1}$ vs T and $\chi_0^{-1}(T)[d\chi_0^{-1}(T)/dT]^{-1}$ vs T yield $\beta = 0.43(2)$ with $T_c = 28.55(2)$ K, and $\gamma = 1.15(1)$ with $T_c = 28.62(2)$ K, as shown in Fig. 2(d), very close to the values obtained from the modified Arrott plot. Scaling analysis was then used to double-check the self-consistency and reliability of the obtained β , γ , δ , and T_c .

The magnetic equation of state in the critical region is expressed as [42]:

$$M(H, \varepsilon) = \varepsilon^\beta f_\pm(H/\varepsilon^{\beta+\gamma}), \quad (7)$$

where f_+ for $T > T_c$ and f_- for $T < T_c$, respectively, are the regular functions. Eq. (7) can be further written in terms of scaled magnetization $m \equiv \varepsilon^{-\beta}M(H, \varepsilon)$ and scaled field $h \equiv \varepsilon^{-(\beta+\gamma)}H$ as $m = f_\pm(h)$. This suggests that for true scaling relations and the right choice of critical exponents, scaled m and h will fall on universal curves above T_c and below T_c , respectively. The scaled m vs h

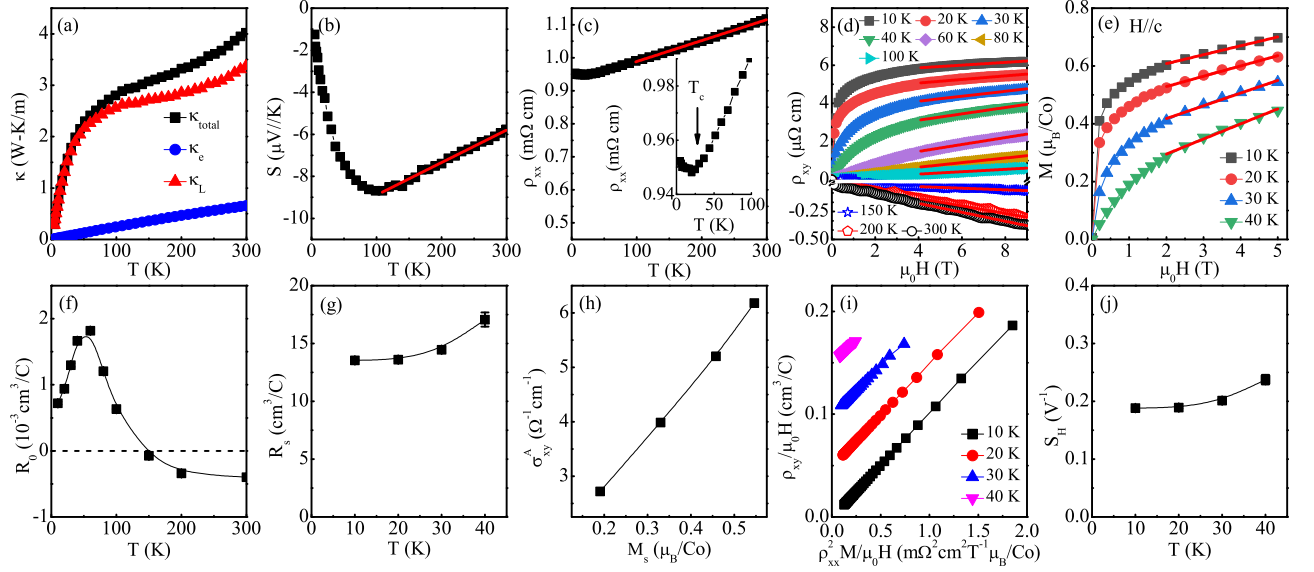


FIG. 3. (Color online) Temperature dependence of in-plane (a) thermal conductivity $\kappa(T)$, (b) thermopower $S(T)$, and (c) resistivity $\rho_{xx}(T)$ in zero field for 2H-Co_{0.22}TaS₂ single crystal. Out-of-plane field dependence of (d) Hall resistivity $\rho_{xy}(\mu_0 H)$ and (e) initial magnetization $M(\mu_0 H)$ for 2H-Co_{0.22}TaS₂ at indicated temperatures. Temperature dependence of (f) ordinary Hall coefficient R_0 and (g) anomalous Hall coefficient R_s , fitted from the $\rho_{xy}(\mu_0 H)$ curves using $\rho_{xy} = R_0 \mu_0 H + R_s M$. (h) Anomalous Hall conductivity σ_{xy}^A vs M_s with $\sigma_{xy}^A \approx \rho_{xy}^A / \rho_{xx}^2$. (i) The $\rho_{xy} / \mu_0 H$ vs $\rho_{xx}^2 M / \mu_0 H$ curves at indicated temperatures with subsequent offset of $0.05 \text{ cm}^3 \text{ C}^{-1}$. (j) Temperature dependence of coefficient $S_H = \mu_0 R_s / \rho_{xx}^2$.

curves are obviously separated into two branches below and above T_c , respectively, as shown in [Fig. 2(e)]. This can also be checked by another form of scaling equation of state [42],

$$\frac{H}{M^\delta} = k \left(\frac{\varepsilon}{H^{1/\beta}} \right), \quad (8)$$

where $k(x)$ is the scaling function. According to Eq. (8), the $MH^{-1/\delta}$ vs $\varepsilon H^{-1/(\beta\delta)}$ curves should be scaled into one universal curve [49], which is indeed seen in Fig. 2(f). The well-rescaled curves ensure that the obtained critical exponents and T_c are reliable and intrinsic.

The critical exponents of 2H-Co_{0.22}TaS₂ obtained using various methods as well as different theoretical models are summarized in Table I. Taroni *et al.* pointed out that the value of β for a 2D magnet should be within a window $0.1 \leq \beta \leq 0.25$ [50], indicating a clear 3D critical behavior in 2H-Co_{0.22}TaS₂. Moreover, the critical exponents do not belong to any single universality class. The β lies between 3D Heisenberg and mean field model but closer to the latter, indicating the exchange interaction is of long-range type in 2H-Co_{0.22}TaS₂. However, the γ lies between 3D Ising and mean field model, which is attributed to strong uniaxial anisotropy in 2H-Co_{0.22}TaS₂. The mechanism of FM coupling in 2H-Co_{0.22}TaS₂ is the RKKY interaction in which the local spins of intercalated Co ions align ferromagnetically through the itinerant Ta 5d electrons. Compared with 2H-Fe_{0.26}TaS₂, the slightly smaller values of β and γ suggest a similar critical behavior in 2H-Co_{0.22}TaS₂; i.e., a localized 3D Heisenberg

type coupled with long range magnetic interactions [29].

It is also of interest to estimate the range of interaction in this material. In renormalization group theory analysis the interaction decays with distance r as $J(r) \approx r^{-(3+\sigma)}$ for long-range exchange, where σ is the range of exchange interaction [51]. The susceptibility exponent γ is:

$$\gamma = 1 + \frac{4}{d} \left(\frac{n+2}{n+8} \right) \Delta\sigma + \frac{8(n+2)(n-4)}{d^2(n+8)^2} \times \left[1 + \frac{2G(\frac{d}{2})(7n+20)}{(n-4)(n+8)} \right] \Delta\sigma^2, \quad (9)$$

where $\Delta\sigma = (\sigma - \frac{d}{2})$, $G(\frac{d}{2}) = 3 - \frac{1}{4}(\frac{d}{2})^2$, and n is the spin dimensionality [52]. When $\sigma > 2$, it indicates a short-range interaction, while $\sigma < 2$ implies a long-range type of interaction, and mean-field model should apply when $\sigma < 3/2$. According to Eq. (9), it is found that $\{d : n\} = \{3 : 3\}$ and $\sigma = 1.69$ give the critical exponents $\beta = 0.44$, $\gamma = 1.14$, and $\delta = 3.59$ [$\nu = \gamma/\sigma$, $\alpha = 2 - \nu d$, $\beta = (2 - \alpha - \gamma)/2$, and $\delta = 1 + \gamma/\beta$], which are mostly close to our experimentally observed values. The obtained $\sigma = 1.69$ is slightly smaller than that of 1.71 for 2H-Fe_{0.26}TaS₂, in line with the comparison of β and γ . It confirms that the spin interaction in 2H-Co_{0.22}TaS₂ is of 3D Heisenberg ($\{d : n\} = \{3 : 3\}$) type coupled with long range magnetic interactions and that the exchange decays with distance as $J(r) \approx r^{-4.69}$; magnetic anisotropy probably originates from the unquenched orbital moment and different crystallographic environment

for Co atoms in the vdW gap plane and along the \mathbf{c} -axis of crystal.

Having established magnetic properties and the nature of critical behavior, we proceed to investigate effects of Co intercalation on electronic transport properties. Figure 3(a-c) shows the temperature-dependent thermal conductivity $\kappa(T)$, thermopower $S(T)$, and in-plane resistivity $\rho_{xx}(T)$ of 2H-Co_{0.22}TaS₂ single crystal. It is obvious that Co intercalation removes charge density wave transition at 78 K [53]. Generally, $\kappa_{total} = \kappa_e + \kappa_L$, consists of the electronic part κ_e and the phonon term κ_L . The κ_L can be obtained by subtracting the κ_e part calculated from the Wiedemann-Franz law $\kappa_e/T = L_0/\rho$, where $L_0 = 2.45 \times 10^{-8} \text{ W } \Omega \text{ K}^{-2}$ [54]. The calculated κ_e and κ_L are also plotted in Fig. 3(a), indicating that the κ_L dominates. Above 100 K, the linear temperature dependence of $S(T)$ and $\rho(T)$ is observed since the magnetic scattering is independent of temperature in the paramagnetic regime. The negative values of $S(T)$ in the whole temperature range indicates that electron-type carriers dominate; it changes the slope below 100 K [Fig. 3(b)]. There is no obvious anomaly around T_c in $S(T)$, probably due to the fact that ordered moment is small [Figs. 1(g,h)] since the Co does not develop full moment due to hybridization with conduction electron band. This is also the reason for the relatively weak upturn in $\rho(T)$ below T_c [inset in Fig. 3(c)].

Figure 3(d) shows the field dependence of Hall resistivity $\rho_{xy}(\mu_0 H)$ of 2H-Co_{0.22}TaS₂ measured at various temperatures. Above 100 K, the negative slope of $\rho_{xy}(\mu_0 H)$ indicates the dominance of electron-type carries, in line with the $S(T)$ analysis, which can be accounted for by the ordinary Hall coefficient. With decreasing temperature, the Hall coefficient changes sign from negative to positive, in line with the slope change of $S(T)$. It gradually deviates from the linear field-dependence and varies non-linearly with the applied magnetic field around T_c . With approaching T_c , the tendency is similar with the $M(\mu_0 H)$ curves [Fig. 3(e)], indicating that there is AHE in 2H-Co_{0.22}TaS₂. The AHE originates from the spontaneous polarization induced by non-zero net magnetization due to significant hybridization between Co-3d and Ta-5d bands in this system.

Generally, the Hall resistivity in ferromagnets is made up of two parts [55–58],

$$\rho_{xy} = \rho_{xy}^O + \rho_{xy}^A = R_0 \mu_0 H + R_s M, \quad (10)$$

where ρ_{xy}^O and ρ_{xy}^A are the ordinary and anomalous Hall resistivity, respectively. The R_0 is the ordinary Hall coefficient and the R_s is the anomalous Hall coefficient. With linear fits of $\rho_{xy}(\mu_0 H)$ in high field, the slope and intercept correspond to R_0 and ρ_{xy}^A , respectively. The R_s can be obtained from $\rho_{xy}^A = R_s M_s$ with M_s taken from linear fits of $M(\mu_0 H)$ curves in high field. The temperature dependence of derived R_0 and R_s is plotted in Fig. 3(f,g), in

which the value of R_s is about ten times larger than that of R_0 below T_c . The R_0 shows a remarkable temperature dependence, which changes sign at high temperature and reaches a maximum at low temperature [Fig. 3(f)]. Combined with the slope change of $S(T)$ below 100 K, this points to a possible multi-band behavior.

Figure 3(h) exhibits the anomalous Hall conductivity (AHC) σ_{xy}^A ($\approx \rho_{xy}^A/\rho_{xx}^2$), which is proportional to M_s , usually expected by the Kaplus-Luttinger (KL) theory [59]. The value of anomalous Hall conductivity is found to be very small compared to usual FM conductors since the density of ferromagnetic Co is low. The intrinsic KL contribution of $\sigma_{xy, in}^A$ is of the order of $e^2/(hd)$, where e is the electronic charge, h is the Planck constant, and d is the lattice parameter [60]. Taking $d \approx V^{1/3} \sim 7 \text{ \AA}$, $\sigma_{xy, in}^A$ is estimated to be $550 (\Omega \text{ cm})^{-1}$, which is much larger than the obtained values in Fig. 3(h); this precludes the possibility that KL mechanism is observed in experiment. The extrinsic side-jump contribution of $\sigma_{xy, sj}^A$ is usually of the order of $e^2/(hd)(\varepsilon_{SO}/E_F)$, where ε_{SO} and E_F is the spin-orbital interaction energy and the Fermi energy, respectively [61]. The value of ε_{SO}/E_F is generally less than 10^{-2} for metallic ferromagnets, which points to the same order of magnitude of the obtained σ_{xy}^A . Furthermore, the extrinsic side-jump mechanism, where the potential field induced by impurities contributes to the anomalous group velocity, follows a scaling behavior of $\rho_{xy}^A = \beta \rho_{xx}^2$, the same with the intrinsic KL mechanism, however, the skew-scattering mechanism describes asymmetric scattering induced by impurities or defects and contributes to the AHE with a scaling behavior of $\rho_{xy}^A = \beta \rho_{xx}$. As we can see, the scaling plots of the modified anomalous Hall resistivity $\rho_{xy}/\mu_0 H_{eff}$ and longitudinal resistivity $\rho_{xx}^2 M/\mu_0 H_{eff}$, with subsequent offset by $0.05 \text{ cm}^3 \text{ C}^{-1}$, shows a good linear behavior [Fig. 3(i)]. This linear scaling behavior indicates that the AHE in 2H-Co_{0.22}TaS₂ is probably dominated by the extrinsic side-jump mechanism rather than extrinsic skew-scattering and the intrinsic KL theory. Then Eq. (10) can be written as

$$\rho_{xy} = R_0 \mu_0 H + S_H \rho_{xx}^2 M, \quad (11)$$

where S_H is a material-specific scale factor [62, 63]. The coefficient $S_H = \mu_0 R_s/\rho_{xx}^2 = \sigma_{xy}^A/M_s$ [Fig. 3(j)] is found to be weakly temperature-dependent and is comparable with those in traditional itinerant ferromagnets, such as Fe and Ni ($S_H \sim 0.01 - 0.2 \text{ V}^{-1}$) [64, 65].

CONCLUSIONS

In summary, we first synthesized single crystals of ferromagnetic 2H-Co_xTaS₂ by intercalating $x \sim 0.22$ Co in 2H-TaS₂ vdW gap. We have also systematically studied the second-order PM-FM transition in 2H-Co_{0.22}TaS₂ with $T_c \sim 28 \text{ K}$. Critical exponents β , γ , δ , and T_c derived

via various methods match reasonably well and follow the scaling equation. The detailed analysis indicates that the spin interaction in 2H-Co_{0.22}TaS₂ is of 3D Heisenberg-type coupled with long-range exchange interaction decaying with distance as $J(r) \approx r^{-4.69}$. The origin of the AHE below T_c in 2H-Co_{0.22}TaS₂ crystal is probably dominated by the extrinsic side-jump mechanism rather than extrinsic skew-scattering and intrinsic KL mechanisms. Since few-layer graphene/2H-TaS₂ heterostructures preserve 2D Dirac states with robust spin-helical structure of interest for spin-logic circuits [66], the possibility of integration of robust ferromagnetism is of interest for spintronic and calls for nanofabrication of graphene/2H-Co_{0.22}TaS₂ heterostructures and devices.

ACKNOWLEDGEMENTS

Work at BNL is supported by the Office of Basic Energy Sciences, Materials Sciences and Engineering Division, U.S. Department of Energy (DOE) under Contract No. DE-SC0012704. This research used the 8-ID beamline of the NSLS II, a U.S. DOE Office of Science User Facility operated for the DOE Office of Science by BNL under Contract No. DE-SC0012704.

*Present address: Los Alamos National Laboratory, MS K764, Los Alamos NM 87545, USA

†Present address: ALBA Synchrotron Light Source, Cerdanyola del Valles, E-08290 Barcelona, Spain.

-
- [1] A. K. Geim and I. V. Grigorieva, Van der Waals heterostructures, *Nature* **499**, 419 (2013).
- [2] K. S. Novoselov, A. Mishchenko, A. Carvalho, and A. H. Castro Neto, 2D materials and van der Waals heterostructures, *Science* **353**, 461 (2016).
- [3] J. Lee, S. Lee, J. H. Ryoo, S. Kang, T. Y. Kim, P. Kim, C. Park, J. Park, and H. Cheong, Ising-Type Magnetic Ordering in Atomically Thin FePS₃, *Nano Lett.* **16**, 7433 (2016).
- [4] B. Huang, G. Clark, E. Navarro-Moratalla, D. R. Klein, R. Cheng, K. L. Seyler, D. Zhong, E. Schmidgall, M. A. McGuire, D. H. Cobden, W. Yao, D. Xiao, P. Jarillo-Herrero, and X. D. Xu, Layer-dependent ferromagnetism in a van der Waals crystal down to the monolayer limit, *Nature* **546**, 270 (2017).
- [5] C. Gong, L. Li, Z. L. Li, H. W. Ji, A. Stern, Y. Xia, T. Cao, W. Bao, C. Z. Wang, Y. Wang, Z. Q. Qiu, R. J. Cava, S. G. Louie, J. Xia, and X. Zhang, Discovery of intrinsic ferromagnetism in two-dimensional van der Waals crystals, *Nature* **546**, 265 (2017).
- [6] Y. J. Deng, Y. J. Yu, Y. C. Song, J. Z. Zhang, N. Z. Wang, Z. Y. Sun, Y. F. Yi, Y. Z. Wu, S. W. Wu, J. Y. Zhu, J. Wang, X. H. Chen, and Y. B. Zhang, Gate-tunable room-temperature ferromagnetism in two-dimensional Fe₃GeTe₂, *Nature* **563**, 94 (2018).
- [7] M. Bonilla, S. Kolekar, Y. Ma, H. C. Diaz, V. Kalappattil, R. Das, T. Eggers, H. R. Gutierrez, M. Phan, and M. Batzill, Strong room-temperature ferromagnetism in VSe₂ monolayers on van der Waals substrates, *Nat. Nanotechnol.* **13** 289 (2018).
- [8] D. J. O'Hara, T. Zhu, A. H. Trout, A. S. Ahmed, Y. K. Luo, C. H. Lee, M. R. Brenner, S. Rajan, J. A. Gupta, D. W. McComb, and R. K. Kawakami, Room Temperature Intrinsic Ferromagnetism in Epitaxial Manganese Selenide Films in the Monolayer Limit, *Nano Lett.* **18**, 3125 (2018).
- [9] P. A. Joy and S. Vasudevan, Magnetism in the layered transition-metal thiophosphates MPS₃ (M = Mn, Fe, and Ni), *Phys. Rev. B* **46**, 5425 (1992).
- [10] Y. Liu, V. N. Ivanovski, and C. Petrovic, Critical behavior of the van der Waals bonded ferromagnet Fe_{37x}GeTe₂, *Phys. Rev. B* **96**, 144429 (2017).
- [11] B. J. Liu, Y. Zou, S. Zhou, L. Zhang, Z. Wang, H. Li, Z. Qu, and Y. H. Zhang, Critical behavior of the van der Waals bonded high T_c ferromagnet Fe₃GeTe₂, *Sci. Rep.* **7**, 6184 (2017).
- [12] G. T. Lin, X. Luo, F. C. Chen, J. Yan, J. J. Gao, Y. Sun, W. Tong, P. Tong, W. J. Lu, Z. G. Sheng, W. H. Song, X. B. Zhu, and Y. P. Sun, Critical behavior of two-dimensional intrinsically ferromagnetic semiconductor CrI₃, *Appl. Phys. Lett.* **112**, 072405 (2018).
- [13] Y. Liu and C. Petrovic, Three-dimensional magnetic critical behavior in CrI₃, *Phys. Rev. B* **97**, 014420 (2018).
- [14] Y. Liu, L. J. Wu, X. Tong, J. Li, J. Tao, Y. M. Zhu, and C. Petrovic, Thickness-dependent magnetic order in CrI₃ single crystals, *Sci. Rep.* **9**, 13599 (2019).
- [15] Z. Fei, B. Huang, P. Malinowski, W. Wang, T. Song, J. Sanchez, W. Yao, D. Xiao, X. Zhu, A. F. May, W. Wu, D. H. Cobden, J. Chu, and X. Xu, Two-dimensional itinerant ferromagnetism in atomically thin Fe₃GeTe₂, *Nat. Mater.* **17**, 778 (2018).
- [16] B. J. Liu, Y. M. Zou, L. Zhang, S. M. Zhou, Z. Wang, W. K. Wang, Z. Qu, and Y. H. Zhang, Critical behavior of the quasi-two-dimensional semiconducting ferromagnet CrSiTe₃, *Sci. Rep.* **6**, 33873 (2016).
- [17] Y. Liu and C. Petrovic, Critical behavior of quasi-two-dimensional semiconducting ferromagnet Cr₂Ge₂Te₆, *Phys. Rev. B* **96**, 054406 (2017).
- [18] W. Liu, Y. Dai, Yu-E. Yang, J. Fan, L. Pi, L. Zhang, and Y. Zhang, Critical behavior of the single-crystalline van der Waals bonded ferromagnet Cr₂Ge₂Te₆, *Phys. Rev. B* **98**, 214420 (2018).
- [19] G. T. Lin, H. L. Zhuang, X. Luo, B. J. Liu, F. C. Chen, J. Yan, Y. Sun, J. Zhou, W. J. Lu, P. Tong, Z. G. Sheng, Z. Qu, W. H. Song, X. B. Zhu, and Y. P. Sun, Tricritical behavior of the two-dimensional intrinsically ferromagnetic semiconductor CrGeTe₃, *Phys. Rev. B* **95**, 245212 (2017).
- [20] Y. Liu and C. Petrovic, Critical behavior and magnetocaloric effect in Mn₃Si₂Te₆, *Phys. Rev. B* **98**, 064423 (2018).
- [21] S. S. P. Parkin and R. H. Friend, 3d transition-metal intercalates of the niobium and tantalum dichalcogenides. I. Magnetic properties, *Philos. Mag. B* **41**, 65 (1980).
- [22] R. H. Friend and A. D. Yoffe, Electronic properties of intercalation complexes of the transition metal dichalcogenides, *Advances in Phys.* **36**, 1 (1987).

- [23] H. Hinode, T. Ohtani, and M. Wakihara, Homogeneity Range and Some Physical Properties of Intercalation Compounds of Mn_xTaS_2 , *J. Solid State Chem.* **114**, 1 (1995).
- [24] H. Zhang, W. Wei, G. Zheng, J. Lu, M. Wu, X. Zhu, J. Tang, W. Ning, Y. Han, L. Lin, J. Yang, W. Gao, Y. Qin, and M. Tian, Electrical and anisotropic magnetic properties in layered $Mn_{1/3}TaS_2$ crystals, *Appl. Phys. Lett.* **113**, 072402 (2018).
- [25] E. Morosan, H. W. Zandbergen, L. Li, M. Lee, J. G. Checkelsky, M. Heinrich, T. Siegrist, N. P. Ong, and R. J. Cava, Sharp switching of the magnetization in $Fe_{1/4}TaS_2$, *Phys. Rev. B* **75**, 104401 (2007).
- [26] W. J. Hardy, C.-W. Chen, A. Marcinkova, H. Ji, J. Sinova, D. Natelson, and E. Morosan, Very large magnetoresistance in $Fe_{0.28}TaS_2$ single crystals, *Phys. Rev. B* **91**, 054426 (2015).
- [27] C.-W. Chen, S. Chikara, V. S. Zapf, and E. Morosan, Correlations of crystallographic defects and anisotropy with magnetotransport properties in Fe_xTaS_2 single crystals ($0.23 \leq x \leq 0.35$), *Phys. Rev. B* **94**, 054406 (2016).
- [28] R. Cai, W. Xing, H. Zhou, B. Li, Y. Chen, Y. Yao, Y. Ma, X. C. Xie, S. Jia, and W. Han, Anomalous Hall effect mechanisms in the quasi-two-dimensional van der Waals ferromagnet $Fe_{0.29}TaS_2$, *Phys. Rev. B* **100**, 054430 (2019).
- [29] C. Zhang, Y. Yuan, M. Wang, P. Li, J. Zhang, Y. Wen, S. Zhou, and X. X. Zhang, Critical behavior of intercalated quasi-van der Waals ferromagnet $Fe_{0.26}TaS_2$, *Phys. Rev. Mater.* **3**, 114403 (2019).
- [30] S. S. P. Parkin, E. A. Marseglia, and P. J. Brown, Magnetic structure of $Co_{1/3}NbS_2$ and $Co_{1/3}TaS_2$, *J. Phys. C.: Solid State Phys.* **16**, 2765 (1983).
- [31] B. Van Laar, H. M. Rietveld and D. J. W. Ijdo, Magnetic and crystallographic structures of Me_xNbS_2 and Me_xTaS_2 , *J. Solid State Chem.* **3**, 154 (1971).
- [32] R. Prins and D. C. Koningsberger (eds.), X-ray Absorption: Principles, Applications, Techniques of EXAFS, SEXAFS, XANES (Wiley, New York, 1988).
- [33] D. N. Aristov, Indirect RKKY interaction in any dimensionality, *Phys. Rev. B* **55**, 8064 (1997).
- [34] K. Yosida, Magnetic Properties of Cu-Mn Alloys, *Phys. Rev.* **106**, 893 (1957).
- [35] Y. Fukuma, H. Asada, S. Miyawaki, T. Koyanagi, S. Senba, K. Goto, and H. Sato, Carrier-induced ferromagnetism in $Ge_{0.92}Mn_{0.08}Te$ epilayers with a Curie temperature up to 190 K, *Appl. Phys. Lett.* **93**, 252502 (2008).
- [36] Y. Yamasaki, R. Moriya, M. Arai, S. Masubuchi, S. Pyon, T. Tamegai, K. Ueno and T. Machida, Exfoliation and van der Waals heterostructure assembly of intercalated ferromagnet $Cr_{1/3}TaS_2$, *2D Mater.* **4**, 041007 (2017).
- [37] J. Niu, W. Zhang, Z. Li, S. Yang, D. Yan, S. Chen, Z. Zhang, Y. Zhang, X. Ren, P. Gao, Y. Shi, D. Yu and X. Wu, Intercalation of van der Waals layered materials: A route towards engineering of electron correlation, *Chin. Phys. B* **29**, 097104 (2020).
- [38] M. E. Fisher, The renormalization group in the theory of critical behavior, *Rev. Mod. Phys.* **46**, 597 (1974).
- [39] H. E. Stanley, Scaling, universality, and renormalization: Three pillars of modern critical phenomena, *Rev. Mod. Phys.* **71**, S358 (1999).
- [40] A. Arrott, Criterion for Ferromagnetism from Observations of Magnetic Isotherms, *Phys. Rev. B* **108**, 1394 (1957).
- [41] A. Arrott, and J. Noakes, Approximate Equation of State For Nickel Near its Critical Temperature, *Phys. Rev. Lett.* **19**, 786 (1967).
- [42] H. E. Stanley, *Introduction to Phase Transitions and Critical Phenomena* (Oxford University Press, London and New York, 1971).
- [43] M. E. Fisher, The theory of equilibrium critical phenomena, *Rep. Prog. Phys.* **30**, 615 (1967).
- [44] J. Lin, P. Tong, D. Cui, C. Yang, J. Yang, S. Lin, B. Wang, W. Tong, L. Zhang, Y. Zou, and Y. Sun, Unusual ferromagnetic critical behavior owing to short-range antiferromagnetic correlations in antiperovskite $Cu_{1-x}NMn_{3+x}$ ($0.1 \leq x \leq 0.4$), *Sci. Rep.* **5**, 7933 (2015).
- [45] W. Kellner, M. Fähnle, H. Kronmüller, and S. N. Kaul, The Magnetic Phase Transition in Amorphous and Disordered Crystalline Ferromagnets, *Phys. Status Solidi B* **144**, 387 (1987).
- [46] A. K. Pramanik, and A. Banerjee, Critical behavior at paramagnetic to ferromagnetic phase transition in $Pr_{0.5}Sr_{0.5}MnO_3$: A bulk magnetization study, *Phys. Rev. B* **79**, 214426 (2009).
- [47] B. Widom, Degree of the Critical Isotherm, *J. Chem. Phys.* **41**, 1633 (1964).
- [48] J. S. Kouvel, and M. E. Fisher, Detailed Magnetic Behavior of Nickel Near its Curie Point, *Phys. Rev.* **136**, A1626 (1964).
- [49] M. Phan, V. Franco, N. Bingham, H. Srikanth, N. Hur, and S. Yu, Tricritical point and critical exponents of $La_{0.7}Ca_{0.3-x}Sr_xMnO_3$ ($x = 0, 0.05, 0.1, 0.2, 0.25$) single crystals, *J. Alloy. Compd.* **508**, 238 (2010).
- [50] A. Taroni, S. T. Bramwell, and P. C. W. Holdsworth, Universal window for two-dimensional critical exponents, *J. Phys.: Condens. Matter* **20**, 275233 (2008).
- [51] M. E. Fisher, S. K. Ma, and B. G. Nickel, Critical exponents for long-range interactions, *Phys. Rev. Lett.* **29**, 917 (1972).
- [52] S. F. Fischer, S. N. Kaul, and H. Kronmüller, Critical magnetic properties of disordered polycrystalline $Cr_{75}Fe_{25}$ and $Cr_{70}Fe_{30}$ alloys, *Phys. Rev. B* **65**, 064443 (2002).
- [53] J. M. Harper, T. E. Geballe and F. J. Disalvo, Thermal properties of layered transition-metal dichalcogenides at charge-density-wave transitions, *Phys. Rev. B* **15**, 2943 (1977).
- [54] R. Franz and G. Wiedemann, Ueber die Wärme-Leitungsfähigkeit der Metalle, *Annalen der Physik* **165**, 497 (1853).
- [55] Q. Wang, S. S. Sun, X. Zhang, F. Pang, and H. C. Lei, Anomalous Hall effect in a ferromagnetic Fe_3Sn_2 single crystal with a geometrically frustrated Fe bilayer kagome lattice, *Phys. Rev. B* **94**, 075135 (2016).
- [56] J. Yan, X. Luo, G. T. Lin, F. C. Chen, J. J. Gao, Y. Sun, L. Hu, P. Tong, W. H. Song, Z. G. Sheng, W. J. Lu, X. B. Zhu, and Y. P. Sun, Anomalous Hall effect of the quasi-two-dimensional weak itinerant ferromagnet $Cr_{4.14}Te_8$, *Europhys. Lett.* **124**, 67005 (2018).
- [57] Y. H. Wang, C. Xian, J. Wang, B. J. Liu, L. S. Ling, L. Zhang, L. Cao, Z. Qu, and Y. M. Xiong, Anisotropic anomalous Hall effect in triangular itinerant ferromagnet Fe_3GeTe_2 , *Phys. Rev. B* **96**, 134428 (2017).
- [58] S. Onoda, N. Sugimoto, and N. Nagaosa, Quantum transport theory of anomalous electric, thermoelectric, and thermal Hall effects in ferromagnets, *Phys. Rev. B* **77**, 165103 (2008).

- [59] R. Karplus and J. Luttinger, Hall Effect in Ferromagnetics, *Phys. Rev.* **95**, 1154 (1954).
- [60] S. Onoda, N. Sugimoto, and N. Nagaosa, Intrinsic Versus Extrinsic Anomalous Hall Effect in Ferromagnets, *Phys. Rev. Lett.* **97**, 126602 (2006).
- [61] P. Nozières and C. Lewiner, A simple theory of the anomalous hall effect in semiconductors, *J. Phys. (Paris)* **34**, 901 (1973).
- [62] M. Lee, Y. Onose, Y. Tokura, and N. P. Ong, Hidden constant in the anomalous Hall effect of high-purity magnet MnSi, *Phys. Rev. B* **75**, 172403 (2007).
- [63] S. Friedemann, M. Brando, W. J. Duncan, A. Neubauer, C. Pfeleiderer, and F. M. Grosche, Ordinary and intrinsic anomalous Hall effects in $\text{Nb}_{1-y}\text{Fe}_{2+y}$, *Phys. Rev. B* **87**, 024410 (2013).
- [64] J. P. Jan, and H. M. Gijssman, L'effet hall du fer et du nickel aux basses températures, *Physica* **18**, 339 (1952).
- [65] P. N. Dheer, Galvanomagnetic Effects in Iron Whiskers, *Phys. Rev.* **156**, 637 (1967).
- [66] L. Li, J. Zhang, G. Myeong, W. Shin, H. Lim, B. Kim, S. Kim, T. Jin, S. Cavill, B. S. Kim, C. Kim, J. Lischner, A. Ferreira, and S. Cho, Gate-Tunable Reversible Rashba-Edelstein Effect in a Few-Layer Graphene/2H-TaS₂ Heterostructure at Room Temperature, *ACS Nano* **14**, 5251 (2020).