

Statistical mechanics of a dielectric polymer chain in the force ensemble

Matthew Grasinger,^{1,2,*} Kaushik Dayal,^{3,4,5} Gal deBotton,^{6,7} and Prashant K. Purohit^{8,†}

¹*Materials and Manufacturing Directorate, Air Force Research Laboratory*

²*UES, Inc.*

³*Department of Civil and Environmental Engineering, Carnegie Mellon University*

⁴*Department of Materials Science and Engineering, Carnegie Mellon University*

⁵*Center for Nonlinear Analysis, Department of Mathematical Sciences, Carnegie Mellon University*

⁶*Department of Mechanical Engineering, Ben-Gurion University*

⁷*Department of Biomedical Engineering, Ben-Gurion University*

⁸*Department of Mechanical Engineering and Applied Mechanics, University of Pennsylvania*

(Dated: October 19, 2021)

Constitutive modeling of dielectric elastomers has been of long standing interest in mechanics. Over the last two decades rigorous constitutive models have been developed that couple the electrical response of these polymers with large deformations characteristic of soft solids. A drawback of these models is that unlike classic models of rubber elasticity they do not consider the coupled electromechanical response of single polymer chains which must be treated using statistical mechanics. The objective of this paper is to compute the stretch and polarization of single polymer chains subject to a fixed force and fixed electric field using statistical mechanics. We assume that the dipoles induced by the applied electric field at each link do not interact with each other and compute the partition function using standard techniques. We then calculate the stretch and polarization by taking appropriate derivatives of the partition function and obtain analytical results in various limits. We also perform Markov chain Monte Carlo simulations using the Metropolis and umbrella sampling methods, as well as develop a new sampling method which improves convergence by exploiting a symmetry inherent in dielectric polymer chains. The analytical expressions are shown to agree with the Monte Carlo results over a range of forces and electric fields. Our results complement recent work on the statistical mechanics of electro-responsive chains which obtains analytical expressions in a different ensemble.

1. Introduction

There has been a paradigm shift in recent years towards drawing inspiration from, and integrating robotics and electronics more seamlessly with natural and biological systems. This has led to a great effort toward discovering and developing soft materials and associated mechanisms which couple (potentially large) deformation to electromagnetic fields, light, and other fields which can also be readily and rapidly controlled [1–43]. Dielectric elastomers (DEs)—soft materials which polarize and deform in response to an applied electric field—in particular, have emerged as excellent candidates for soft sensors, soft robotics [4–9, 19–21, 38, 44], and biomedical devices such as Braille displays, deformable lenses and haptic devices [3].

Earlier dielectric elastomer actuation mechanisms consisted primarily of a thin film sandwiched between compliant electrodes. A voltage difference is applied across the electrodes, the DE polarizes and compresses across its thickness and, because of the Poisson effect, expands in the plane of the electrodes [45–51]. However, recently, new types of mechanisms have been developed. For example, in Grasinger et al. [52], it was shown that applying an initial shear deformation and appropriate constraints leads to a shear-mode of electromechanical actuation; and, in Hajiesmaili and Clarke [53], the authors varied electrode geometries through multiple layers of DEs in order to create spatially varying electric fields and realize shape-morphing. Similar types of mechanisms—namely, introducing (possibly heterogeneous) initial stresses, heterogeneous (elastic) material properties, and/or heterogeneous electric fields—have even been used to develop dielectric elastomer-based robotic grippers [6, 19–21], shape-morphing fibers [54], and shape-morphing circular sheets [55]. These recently developed electromechanical mechanisms show the excellent potential of

* matthew.grasinger.ctr@afresearchlab.com

† purohit@seas.upenn.edu

dielectric elastomers for achieving biomimetic actuation and soft actuation with a large number of degrees of freedom.

However, despite these many advantages, dielectric elastomers are limited by a relatively weak electromechanical coupling such that large electric fields, and therefore large voltages and power sources, are often required to achieve meaningful actuation forces or deformations. To address the challenge presented by weak couplings in soft multifunctional materials, there has been much development in composite elastomers [13, 14, 23–25, 41, 42, 56], architected elastomer networks [30, 31], and in harnessing geometric instabilities [5, 26–29, 43]. The latter technique, namely harnessing geometric instabilities, suggests another kind of mechanism for enhancing electromechanical coupling in DEs: in contrast to instabilities at the macroscale, one may inquire whether instabilities at the molecular scale (i.e. phase transitions) may also be leveraged. Towards this end, it is the goal of this paper to contribute a rigorous and in-depth study of the thermodynamics and statistical mechanics of dielectric polymer chains. This represents a first step toward understanding possible phase transitions in DE chains and, in confluence with the existing body of literature on the subject [57–59], can help inform the design of composite materials and architected elastomer networks.

Although past work has had success in understanding and modelling the electromechanical behavior of dielectric elastomers through continuum-scale constitutive models (based on considerations of symmetry and strain invariants) [16, 33, 45–51, 60–68], such approaches cannot capture the role of polymer chains, their orientations, and their connectivity within a broader DE network. As such, they often miss electrically-induced stresses and deformations that occur within the network as chains deform to align their dipoles with the local electric field [30, 32, 52, 57–59]. Instead, in recognition of the ground-breaking role of statistical mechanics and polymer network modelling in understanding classical rubber elasticity [69–76], recent work has aimed to provide statistical-mechanics based approaches to the modelling of dielectric polymer chain-scale phenomena and its impact on the electroelasticity of DEs [32, 57, 58]. The first such works appear to be Cohen et al. [57] and Cohen and deBotton [32] which considered a fixed end-to-end vector (i.e. the vector from the beginning of chain to the end of the chain) and used statistical-mechanical principles to derive chain-scale couplings between the local electric field, net dipole of the chain, and deformation of the chain¹. The statistical mechanics formulation in the fixed end-to-end vector ensemble presents a formidable challenge; hence, the authors assumed smallness of parameters and used Taylor expansion approximations to obtain the density of link (or monomer) orientations within a chain. Grasinger and Dayal [58] built upon this work by considering various regimes of electric field magnitudes and chain stretches. Then, by using what was known about the limiting behavior, a free energy approximation was constructed which agreed well with numerical (mean-field theory) solutions [58].

There are, however, still gaps that remain in the literature on the statistical mechanics of dielectric polymer chains. First, we remark that both the closed-form approximations and numerical solutions obtained in past work are specific to the fixed end-to-end vector ensemble and utilize mean-field theory (alternatively, referred to as the maximum-term approach [80]) [32, 57–59]. However, only considering one ensemble is unlikely to provide a complete description of a thermodynamic system—as it is well known that different ensembles lead to different results for finite-sized systems [71, 81–84], and there is no guarantee that any two ensembles are equivalent even for arbitrarily large systems (i.e. in the “thermodynamic limit”) [85]. For instance, it is well known that there are differences in behavior between the end-to-end vector and force ensembles for the elasticity of freely jointed polymer chains [69, 71]; and the differences only become negligible in the long chain limit [69]. Further, for a mean-field theory to be an accurate representation of the system, we require that the behavior of each individual particle be well-represented by the average behavior over all particles; thus, fluctuations in particle behavior must be small and homogeneous. It is difficult to justify the assumption of small fluctuations *a priori*, and it can breakdown, even for large systems, at critical points. Similarly, the

¹ An important body of work is the statistical mechanics of polyelectrolytes, i.e. charged bio-macromolecules typically in solution [77–79]. There is a key difference between polyelectrolytes and dielectric elastomers: the former typically consist of fixed (i.e., independent of electric field) charges carried on monomers; the latter consist of field-responsive dipoles carried on monomers, with the dipole orientation coupled to the monomer orientation.

differences between various ensembles are greater at critical points in general and phase transitions in some cases [81–83, 86]². In this work, we study the statistical mechanics of dielectric polymer chains in the fixed force ensemble (more specifically, the chain end-to-end vector is allowed to fluctuate while a fixed force is applied to its end). There are several benefits to this choice of ensemble:

1. The mathematical formulation of the partition function in the fixed force ensemble is easier to evaluate than in the fixed end-to-end vector ensemble. As a result, we can evaluate the partition function without resorting to a mean-field theory; and we do so while making less approximations than in past works. In a special case, the partition function can even be evaluated exactly.
2. Markov chain Monte Carlo (MCMC) sampling is also more facile in the fixed force ensemble. Therefore we can verify our results against high fidelity MCMC simulations and see that we obtain excellent agreement.
3. More broadly, this choice of ensemble, and subsequent work, represents a fundamental next step toward a rigorous understanding of the thermodynamics of dielectric polymer chains—including the possibility of exploiting phase transitions as a means of increasing electromechanical actuation.

The remainder of the paper is organized as follows:

- In Section 2, we establish the kinematics and energetics of a single dielectric polymer chain.
- In Section 3, we formulate 1) the partition function in the fixed force ensemble, 2) the Gibbs free energy, and 3) the chain stretch and polarization as derivatives of the free energy.
- In Section 4, we outline some of the theoretical and implementation details of the Markov chain Monte Carlo method used in this work—including important modifications which improve the convergence of the algorithm for dielectric polymer chains.
- In Section 5, we obtain closed-form approximations for various cases: 1) the electric field is large relative to the applied force, 2) the force applied is large relative to the electric field, and 3) a special case where the exact solution may be obtained. The approximations obtained in the various limits are compared with the MCMC results and shown to have excellent agreement.
- In Section 6, we compare the results obtained using the force ensemble to the results obtained using the end-to-end vector ensemble with an emphasis on important phenomena that the two approaches share, implications for the thermodynamic limit, and implications for dielectric elastomer networks.
- In Section 7, the main contributions of this work and some of its limitations are summarized.

2. Kinematics and energetics of a single chain

We assume that our chain consists of N rigid links. Each link is of length l and is free to be oriented in any direction in 3D space (Fig. 1). There is no energy penalty associated with the angle between successive links or with excluded volume interactions as in the freely-jointed-chain (FJC) model of polymer elasticity. The unit vector along a link is

$$\hat{\mathbf{n}} = \sin \theta \cos \phi \mathbf{e}_x + \sin \theta \sin \phi \mathbf{e}_y + \cos \theta \mathbf{e}_z, \quad (2.1)$$

where θ is the angle between the link and the z -axis and ϕ is the angle made by projection of the link on the xy -plane with the x -axis. $[\mathbf{e}_x \ \mathbf{e}_y \ \mathbf{e}_z]$ are unit vectors of a Cartesian coordinate system. One may recall that in the freely-jointed-chain model the z -direction is chosen to align with the force \mathbf{F} acting on the chain, so $\mathbf{F} = F\mathbf{e}_z$ ³. We have a given electric field vector \mathbf{E} in addition to the force vector \mathbf{F} , so our choice of z -axis will be dictated by convenience of calculation of the partition function in various limits. In all our calculations one end of the chain will be fixed to the origin and the position in 3D space of the other end of the chain will be calculated.

² As a consequence of the non-equivalence of ensembles at critical points, it is often the case that some ensembles are better for studying phase transitions than others [81–83].

³ \mathbf{F} should not be confused with the deformation gradient tensor of continuum mechanics since we do not use it anywhere in this paper which treats the mechanics of single chain of dielectric polymer.

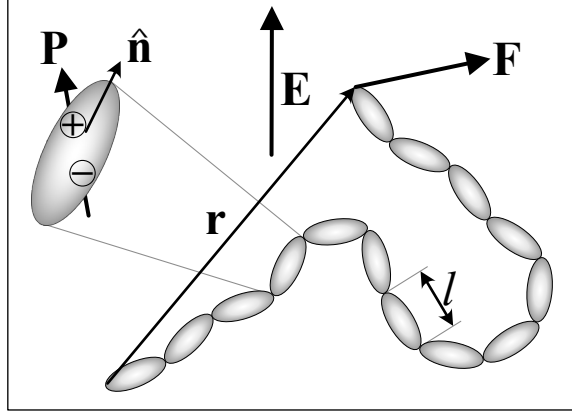


Figure 1. A sketch of a chain and the force \mathbf{F} and the electric field \mathbf{E} acting upon it.

Next, we consider the energetics of the chain. Each link is dielectric, so its dipole moment vector is given by

$$\mathbf{P} = \epsilon_0 \mathbf{K} \mathbf{E} = \epsilon_0 [K_1 (\hat{\mathbf{n}} \otimes \hat{\mathbf{n}}) + K_2 (\mathbf{I} - \hat{\mathbf{n}} \otimes \hat{\mathbf{n}})] \mathbf{E}, \quad (2.2)$$

where ϵ_0 is the permittivity of free space, and K_1 and K_2 are given constants. Let us take $\mathbf{E} = E_x \mathbf{e}_x + E_y \mathbf{e}_y + E_z \mathbf{e}_z$ fixed. Then, the energy of the link due to the induced dipole caused by the electric field is $V_{elec} = \frac{\epsilon_0}{2} \mathbf{E} \cdot \mathbf{K} \mathbf{E} - \mathbf{P} \cdot \mathbf{E} = -\frac{1}{2} \mathbf{P} \cdot \mathbf{E}$, or

$$V_{elec} = -\frac{1}{2} \mathbf{P} \cdot \mathbf{E} = -\frac{\epsilon_0 (K_1 - K_2)}{2} (E_x \sin \theta \cos \phi + E_y \sin \theta \sin \phi + E_z \cos \theta)^2 - \epsilon_0 \frac{K_2}{2} (E_x^2 + E_y^2 + E_z^2). \quad (2.3)$$

For ease of calculation and because of its validity for most practical cases of interest, we make the fairly standard assumption that the energy of dipole-dipole interactions are much less than the thermal energy and can therefore be neglected [57, 58], i.e. $\epsilon_0 (E \times \max\{K_1, K_2\})^2 / l^3 \ll k_B T$. Having made the assumption of negligible dipole-dipole interactions precise, moving forward, we set $\epsilon_0 = 1$ with the understanding that $K_1 \rightarrow \epsilon_0 K_1$ and $K_2 \rightarrow \epsilon_0 K_2$ recovers the equivalent formulation in which ϵ_0 is included explicitly⁴.

The potential energy of the applied force $\mathbf{F} = F_x \mathbf{e}_x + F_y \mathbf{e}_y + F_z \mathbf{e}_z$ is

$$V_{mech} = -F_x l \sin \theta \cos \phi - F_y l \sin \theta \sin \phi - F_z l \cos \theta, \quad (2.4)$$

where l is the length of the link. The total energy of a link whose unit vector is given by the angles (θ, ϕ) is

$$V(\theta, \phi) = V_{elec} + V_{mech}. \quad (2.5)$$

3. Partition function of the chain

The partition function for a chain of N non-interacting links is $Z = Z_1^N$ where Z_1 is the partition function for one link and is given by:

$$Z_1 = \int_0^{2\pi} \int_0^\pi \exp\left(-\frac{V(\theta, \phi)}{k_B T}\right) \sin \theta \, d\theta d\phi. \quad (3.1)$$

⁴ We highlight that treating the dipole-dipole interactions generally leads to a challenging nonlocal problem that has typically only been treated at zero temperature [87, 88].

When $\mathbf{E} = 0$ and $\mathbf{F} = F\mathbf{e}_z$ this integral leads to the well-known result $Z_1 = 4\pi \frac{k_B T}{F_z l} \sinh\left(\frac{F_z l}{k_B T}\right)$ for the partition function of one link of a freely jointed chain. Then, the free energy of the chain is

$$G(\mathbf{F}, \mathbf{E}, T) = -Nk_B T \log Z_1 \quad (3.2)$$

The average position of the other end of the chain is given by $\mathbf{r} = r_x \mathbf{e}_x + r_y \mathbf{e}_y + r_z \mathbf{e}_z$ where

$$r_x = -\frac{\partial G}{\partial F_x}, \quad r_y = -\frac{\partial G}{\partial F_y}, \quad r_z = -\frac{\partial G}{\partial F_z}. \quad (3.3)$$

The stretches may then be evaluated as $\lambda_x = \frac{r_x}{Nl}$, $\lambda_y = \frac{r_y}{Nl}$ and $\lambda_z = \frac{r_z}{Nl}$. One may recall that the average end-to-end distance of the chain in the FJC model in which $\mathbf{F} = F\mathbf{e}_z$ is along the z -direction is given by

$$\langle z \rangle = -\frac{dG}{dF} = \frac{Nk_B T}{Z_1} \frac{\partial Z_1}{\partial F}, \quad (3.4)$$

so that the stretch of the chain is

$$\lambda = \frac{\langle z \rangle}{Nl} = \frac{k_B T}{lZ_1} \frac{\partial Z_1}{\partial F}. \quad (3.5)$$

The average polarizations are given by

$$P_x = -\frac{\partial G}{\partial E_x}, \quad P_y = -\frac{\partial G}{\partial E_y}, \quad P_z = -\frac{\partial G}{\partial E_z}. \quad (3.6)$$

All of these expressions require us to compute Z_1 which is the partition function of one link. This computation is in general quite involved, however, we can make analytical progress in some special cases which will be described in detail later. Ensemble averages of stretch and polarization for a chain may also be computed using Monte Carlo simulations. We describe both these methods below and show that they produce identical results in various regimes.

4. Monte Carlo methods for dielectric polymer chains

This section outlines the theoretical and implementation details related to the Markov chain Monte Carlo method used in this work—with an emphasis on important modifications that were made to the standard treatment in order to improve its convergence and address certain challenges specific to dielectric polymer chains. Results from the simulations are provided and discussed in later sections.

Monte Carlo methods are amenable to approximating solutions to problems that allow a probabilistic interpretation. Thus, Monte Carlo methods are effective for simulating the properties of a thermodynamic system because state variables (e.g. in the case of an ideal gas: temperature, pressure, volume, etc.; in the present work: end-to-end vector, net chain dipole, etc.) correspond to averages over thermal fluctuations. The method works by approximating these averages through random sampling of the appropriate probability distribution. Direct random sampling is difficult if the domain of integration is unbounded; and it is inefficient if the probability distribution consists of a sharp peak(s) and is decidedly nonuniform. Markov chain sampling is an effective way to mitigate these challenges. In a Markov chain, one constructs a chain of sampled configurations⁵ where, starting with an initial configuration, a trial for each new configuration is proposed by perturbing the previous configuration by some small amount. Whether or not the trial is accepted is based on a chosen *acceptance criteria* which helps model the underlying probability distribution that is being sampled. To truly model the underlying probability distribution, we require that it must sample

⁵ In statistical mechanics, configurations of the system are often called microstates.

configurations $\varphi \in \Gamma$ with probabilities $\pi(\varphi)$, where φ is a configuration within the (possibly uncountable) collection of admissible configurations, denoted by Γ , and where $\pi(\varphi)$ denotes the probability of the system being in configuration φ . For dielectric polymer chains, $\Gamma = \mathbb{S}^2 \times \mathbb{S}^2 \times \dots \times \mathbb{S}^2 = \mathbb{S}^{2N}$ and $\varphi = (\hat{\mathbf{n}}_1, \dots, \hat{\mathbf{n}}_N)$; that is, φ specifies the directions of each of the links in the chain. In the ensemble of interest in this work, $\pi(\varphi) \propto \exp(-\mathcal{V}(\varphi)/k_B T) \Omega(\varphi)$ where $\mathcal{V}(\varphi)$ is the total potential energy of the chain and $\Omega(\varphi)$ is the $2N$ dimensional solid angle of φ ; i.e.,

$$\begin{aligned} \mathcal{V}(\varphi) &= \sum_{i=1}^N V(\theta_i, \phi_i), \\ \Omega(\varphi) &= \prod_{i=1}^N \sin \theta_i d\theta_i d\phi_i. \end{aligned} \quad (4.1)$$

Consider another possible configuration of the system $\mathbf{v} \in \Gamma$. Let $p(\varphi \rightarrow \mathbf{v})$ denote the transition probability for moving from configuration φ to configuration \mathbf{v} . Then, because the system must transition to some state (not excluding the current state), normalization requires that

$$\int_{\Gamma} p(\varphi \rightarrow \mathbf{v}) d\mathbf{v} = 1, \quad \forall \varphi \in \Gamma. \quad (4.2)$$

Also, by definition

$$\pi(\varphi) = \int_{\Gamma} \pi(\mathbf{v}) p(\mathbf{v} \rightarrow \varphi) d\mathbf{v}. \quad (4.3)$$

Multiplying (4.2) by $\pi(\varphi)$ and substituting into (4.3), we arrive at:

$$\int_{\Gamma} \pi(\varphi) p(\varphi \rightarrow \mathbf{v}) d\mathbf{v} = \int_{\Gamma} \pi(\mathbf{v}) p(\mathbf{v} \rightarrow \varphi) d\mathbf{v}, \quad (4.4)$$

which we require to hold for all possible pairs of configurations φ and \mathbf{v} . In general, depending on the specific features of Γ , there may be more than one way to satisfy (4.4). However, one can easily see that a simple condition, called *detailed balance* [89]:

$$\pi(\varphi) p(\varphi \rightarrow \mathbf{v}) = \pi(\mathbf{v}) p(\mathbf{v} \rightarrow \varphi), \quad (4.5)$$

is sufficient for satisfying (4.4). Nearly every sampling algorithm in the literature is constructed to satisfy detailed balance.

Next, as it will become important in later developments, we decompose the transition probabilities. Let $t(\varphi \rightarrow \mathbf{v})$ and $a(\varphi \rightarrow \mathbf{v})$ denote the probability of proposing trial move $\varphi \rightarrow \mathbf{v}$ and accepting the trial move $\varphi \rightarrow \mathbf{v}$, respectively. By definition, $p(\varphi \rightarrow \mathbf{v}) = t(\varphi \rightarrow \mathbf{v}) a(\varphi \rightarrow \mathbf{v})$. For most applications, trial moves are generated isotropically; that is, perturbations are sampled uniformly in every direction. A standard technique, and one that is employed in the current work, is to choose, at random, one of the links (or in more general language, ‘‘particles’’) and perturb it by some random small amount. To be precise, trial moves are generated by generating a random integer $t \in \{1, 2, \dots, N\}$ and performing the operation

$$\begin{aligned} \phi_t &\rightarrow \phi_t + \Delta\phi, \\ \theta_t &\rightarrow \theta_t + \Delta\theta, \end{aligned} \quad (4.6)$$

where $\Delta\phi$ and $\Delta\theta$ are generated from uniform distributions on $[-\Delta\phi_{max}, \Delta\phi_{max}]$ and $[-\Delta\theta_{max}, \Delta\theta_{max}]$, respectively; and where $\Delta\phi_{max}$ and $\Delta\theta_{max}$ are determined adaptively to achieve an acceptance ratio of

between 0.15 and 0.55⁶. Because the perturbations of ϕ_t and θ_t are uniformly sampled about 0, this method for constructing a trial configuration ensures that $t(\varphi \rightarrow \mathbf{v}) = t(\mathbf{v} \rightarrow \varphi)$ for all possible pairs φ and \mathbf{v} .

Since $t(\varphi \rightarrow \mathbf{v}) = t(\mathbf{v} \rightarrow \varphi)$, to satisfy detailed balance, we simply need to choose an acceptance criteria such that $\pi(\varphi) a(\varphi \rightarrow \mathbf{v}) = \pi(\mathbf{v}) a(\mathbf{v} \rightarrow \varphi)$. Because of its relative simplicity, its excellent convergence properties, and the fact that it satisfies detailed balance, the most popular acceptance criteria is the Metropolis-Hastings criteria [91, 92]:

$$a(\varphi \rightarrow \mathbf{v}) = \min \left\{ 1, \frac{\pi(\mathbf{v})}{\pi(\varphi)} \right\}. \quad (4.7)$$

In this work, we study the computational statistical mechanics of dielectric polymer chains using the Markov chain Monte Carlo (MCMC) method with the Metropolis-Hastings acceptance criteria⁷. All of the MCMC simulations in this paper were run with 10^6 steps. For reasons that will become clear in subsequent sections, we make modifications to the standard MCMC treatment in order to vastly improve its convergence rate for dielectric polymer chains. One such modification, to the authors' knowledge, is a novel method for improving convergence of dielectric polymer chains and we briefly explain how it can be understood in terms of a similar algorithm that exists for the Ising model of ferromagnetism. As elaborated on later, together, the two techniques suggest a general principle for improving MCMC convergence.

4.A. Energy barriers in dielectric polymers

To illustrate why modifications to the standard MCMC treatment are needed, consider the electrical potential energy of a link given in (2.3). There is a symmetry such that the energy is invariant with respect to an inversion of the link direction, i.e. invariant with respect to $\hat{\mathbf{n}} \rightarrow -\hat{\mathbf{n}}$. When $K_2 > K_1$, links attain their minimum potential energy when $\mathbf{E} \cdot \hat{\mathbf{n}} = 0$. In this case, there is a single, continuous energy valley on the unit sphere centered where the plane $\mathbf{E} \cdot \hat{\mathbf{n}} = 0$ cuts through it. In contrast, however, when $K_1 < K_2$, there are potential energy minima which occur in two discrete directions, $\hat{\mathbf{n}} = \hat{\mathbf{E}}$ and $\hat{\mathbf{n}} = -\hat{\mathbf{E}}$. Importantly, there is an energy barrier between them that scales with $|\mathbf{E}|^2 (K_1 - K_2)$. It is well known that when the potential energy landscape is such that there are multiple wells separated by energy barriers, the convergence rate of the standard Metropolis MCMC algorithm is quite slow [93, 94]. Thus, when $|\mathbf{E}|^2 (K_1 - K_2) \gg k_B T$ and $|\mathbf{E}|^2 (K_1 - K_2) \gg |\mathbf{F}| l$, we find that the convergence rate is poor and that we require modified sampling algorithms.

4.B. Umbrella sampling and its limitations for dielectric polymers

The main idea in umbrella sampling is to introduce a pseudopotential in order to reduce or cancel the barriers in the potential energy landscape [93, 95, 96]. In other words, the probabilities are biased by a weight function which depends on the configuration, φ :

$$\pi(\varphi) \propto w(\varphi) \exp(-\mathcal{V}(\varphi)/k_B T) \Omega(\varphi). \quad (4.8)$$

Then the thermodynamic state variables can be obtained by a modified averaging over the MCMC samples:

$$\langle A \rangle = \frac{\langle A/w \rangle_\pi}{\langle 1/w \rangle_\pi}. \quad (4.9)$$

where $\langle A \rangle$ denotes the ensemble average of A and $\langle \cdot \rangle_\pi$ denotes the MCMC average using the modified potential.

⁶ Specifically, the maximum step sizes are increased if the acceptance ratio is above 0.55 and decreased if the acceptance ratio is below 0.15. We chose these thresholds for the acceptance ratio because it is well understood that a proper acceptance ratio (~ 0.23) leads to a better convergence rate [89, 90]

⁷ The code and precise implementation details used for the simulations in this work can be found at <https://github.com/grasingerm/polymer-stats>.

There are many subtleties related to choosing an appropriate weight function $w(\varphi)$ such that the MCMC sampling is ergodic⁸ (i.e. does not become trapped in some subset of Γ) and has a good convergence rate [97]. In the current work, we introduce the weight function

$$w(\varphi; \mathbf{F}, \mathbf{E}) = \begin{cases} \exp\left(\eta_1 \left(\eta_2 + (1 - \eta_2) e^{-\eta_3 |\mathbf{F}| l / k_B T}\right) \sum_{i=1}^N \frac{V_{elec}(\hat{\mathbf{n}}_i)}{k_B T}\right) & K_1 > K_2, \\ 1 & \text{otherwise} \end{cases}, \quad (4.10)$$

where $\eta_1 \in [0, 1]$, $\eta_2 \in [0, 1]$, and $\eta_3 \geq 0$, and find that it works well for a certain range conditions. Note the following features of the weight function:

1. The weight reduces to unity (i.e. there is no biasing) when $K_2 > K_1$.
2. When the force is small, the weight lifts the potential energy wells of V_{elec} . The magnitude of the lift is determined by the computational parameter η_1 where $\eta_1 = 0$ corresponds to no lift (i.e. $w = \text{const} = 1$) and $\eta_1 = 1$ corresponds to cancelling the biasing of the electrical energy entirely.
3. The argument in the exponential of the weight decays exponentially with the magnitude of the applied force (i.e. the weight approaches unity). This is desirable since the energy wells are distorted such that they are no longer separated as $|\mathbf{F}|$ increases. The parameters η_2 and η_3 determine the fraction of the argument that is retained in the limit of $|\mathbf{F}| \rightarrow \infty$ and the rate of decay, respectively. Note that if either $\eta_2 = 1$ or $\eta_3 = 0$ then w does not change with $|\mathbf{F}|$.
4. After various trials, values of $\eta_1 = 1.0$, $\eta_2 = 0.25$, and $\eta_3 = 1.0$ were found to be effective for small to moderate electric fields, i.e. $|\mathbf{E}| \sqrt{(K_1 - K_2) / k_B T} \leq 3$.

While umbrella sampling proved to be an effective technique for large forces or small to moderate electric fields (i.e. $|\mathbf{E}| \sqrt{(K_1 - K_2) / k_B T} \leq 3$), it could no longer obtain good convergence for $K_1 > K_2$, small force, and large field ($|\mathbf{E}| \sqrt{(K_1 - K_2) / k_B T} > 3$). This is because, if one chooses a smaller value of η_1 , the weight function is no longer sufficient to smooth the potential energy landscape such that the sampling is effectively ergodic; alternatively, if one chooses $\eta_1 \approx 1$, the Markov chain spends too much time sampling configurations that have negligible probability. Further, since η_2 and η_3 are related to transition of the weight toward 1 as $|\mathbf{F}| \rightarrow \infty$, adjusting their values do not affect the trade-off between ergodicity and importance. In some sense, by biasing against the Boltzmann factor associated with the electrical energy, we negate the entire notion of importance sampling and its benefits. Instead, we need a sampling technique which is both ergodic and spends the majority of its time sampling higher probability configurations. Such a sampling technique, which, for dielectric polymer chains, is more elegant and effective than umbrella sampling, is developed in the next subsection.

4.C. The importance of considering discrete symmetries: flipping links

To develop an effective sampling algorithm for dielectric polymer chains, we draw inspiration from the clustering algorithms used to study the ferromagnetic Ising model [98, 99]. The Ising model has a similar challenge in the sense that, in the absence of an applied magnetic field, there are potential energy wells which are separated in phase space that consist of all of the spins in the spin-up state or all of the spins in the spin-down state. When the strength of interactions (often denoted by J) is much greater than the thermal energy, the standard sampling technique (of flipping a single spin for each trial move) tends to become stuck near one of the two wells and does not sample phase space ergodically. Clustering algorithms address this issue by recognizing an important symmetry: taking a large cluster of neighboring spin-up (-down) states and flipping them all to spin-down (-up) results in a negligible change in energy. Flipping clusters of like states allows the system to be sampled both in a way which respects importance (i.e. spends

⁸ Following standard terminology [71, 84], we say that a thermodynamic system is ergodic provided ensemble averages (i.e. averages over all of phase space) are equivalent to their corresponding time averages for all phase functions of the system (when its in equilibrium). As a consequence, the thermodynamic state of the system is invariant with respect to its initial condition or its time history. Similarly, we say that a Markov chain is ergodic provided that its sample averages converge to the phase space average—again, a consequence being that sample averages do not depend on the chain’s initial conditions.

more time sampling configurations with a lower potential energy) and achieves ergodicity. What remains to be considered is how clusters are chosen and constructed such that detailed balance is still satisfied. An overview of these details can be found in §5.2.3 of Krauth [89].

Next, we make an analogy between clusters of spin-up or spin-down states in the Ising model and $\hat{\mathbf{n}}$ for a dielectric monomer. For dielectric polymer chains, we do not need to consider clusters of monomers, but instead recognize that the symmetry $\hat{\mathbf{n}} \rightarrow -\hat{\mathbf{n}}$ exists for each individual monomer when the electrical potential energy is much greater than $|\mathbf{F}|l$. We therefore modify each trial move by adding an extra step. After perturbing $\hat{\mathbf{n}}_t$, we flip the monomer (i.e. $\hat{\mathbf{n}}_t \rightarrow -\hat{\mathbf{n}}_t$) with probability π_{flip} . Regardless of the choice for π_{flip} , it is still true that $t(\varphi \rightarrow \nu) = t(\nu \rightarrow \varphi)$ (because the operation $\hat{\mathbf{n}}_t \rightarrow -\hat{\mathbf{n}}_t$ is an inversion operation and hence its own inverse); and, therefore, together with the Metropolis-Hastings acceptance criteria, the proposed sampling algorithm still satisfies detailed balance. However, we do not wish to make a choice near to unity because it will lead to a kind of deterministic periodic sampling that is undesirable, and the choice should not be too low as its effect will be diminished. Hence, in this work, we make the choice $\pi_{flip} = 0.5$. Together with the umbrella sampling technique outlined in the previous section ⁹, we find our MCMC simulations show excellent convergence for most electric fields, applied forces, etc. The only exceptional cases were when $K_1 > K_2$, the electric field was large, the applied force was large, and the electric field and force were orthogonal, or nearly orthogonal, to each other. Some reasons as to why these particular cases were still difficult to sample, and its relation to possible phase transitions in dielectric polymer chains, are discussed further in Section 5.C.

Before closing this section, it is worthwhile to frame the principles discussed above in relation to computational statistical physics more broadly. The clustering algorithms for the Ising model and the flipping of link directions in the current work together suggest a more general principle: *discrete symmetries often lead to potential energy landscapes with separate, symmetric wells, separated by large barriers; thus, a proper sampling algorithm should aim to respect discrete symmetries as a means to achieve both importance sampling and ergodicity*. Interestingly, both the symmetry in the Ising model and—as we will show in Section 5.C—the discrete symmetry in dielectric polymer chains are directly related to second-order phase transitions.

We emphasize, however, that the free energy appears to be convex, as we expect from the outcome of statistical mechanics when the ensemble is not further restricted [71, 84]. There is evidence of this in past work in the fixed end-to-end vector ensemble [58], as well as in the present work in the fixed force ensemble.

5. Analytical computation of the partition function

In this section we will compute the partition function and free energy of the chains analytically. We will treat separately several cases that each corresponds to a different limit and/or choice of coordinate system. The chain behavior and free energy are of course independent of the choice of coordinate system. We will find that it depends on the invariants $\mathbf{E} \cdot \mathbf{E}$, $\mathbf{E} \cdot \mathbf{F}$ and $\mathbf{F} \cdot \mathbf{F}$.

The analytical results will then be compared to the Monte Carlo simulations for $N = 100$ and various applied forces and electric fields. We remark that while it is apparent from (3.1) that the N -dependence of thermodynamic quantities in the force ensemble is trivial (λ is independent of N and \mathbf{P} scales linearly with N), the dependence on N is nontrivial in the fixed end-to-end vector ensemble [58, 69, 71]. The choice of N is made for the purpose of directly comparing the results of this section with the electroelastic behavior of dielectric chains in the fixed end-to-end vector ensemble. The force and end-to-end vector ensembles are compared in section 6.

⁹ While the results presented herein make use of both techniques, namely umbrella sampling and link flipping, we remark that preliminary results suggest that employing link flipping alone without umbrella sampling outperforms employing umbrella sampling alone (without link flipping). A more precise comparison between the two sampling strategies, as well as a more general investigation of exploiting discrete symmetries in Markov chain Monte Carlo simulations, will be addressed in future work.

5.A. Case 1: Large electric field

Without loss of generality, when the electric field is large it is convenient to assume that the z -axis is aligned with the applied electric field. So, $\mathbf{E} = E_z \mathbf{e}_z$. Then, the total energy of a link takes the form:

$$V(\theta, \phi) = V_{elec} + V_{mech} = -\frac{K_1 - K_2}{2} E_z^2 \cos^2 \theta - \frac{K_2}{2} E_z^2 - F_x l \sin \theta \cos \phi - F_y l \sin \theta \sin \phi - F_z l \cos \theta. \quad (5.1)$$

Again, the partition function we want to compute is

$$Z_1 = \int_0^{2\pi} \int_0^\pi \exp\left(-\frac{V(\theta, \phi)}{k_B T}\right) \sin \theta \, d\theta d\phi \quad (5.2)$$

Let us do the $d\phi$ integral first by focusing on just the ϕ dependent terms above. The integral is:

$$\int_0^{2\pi} \exp\left(\frac{F_x l \sin \theta \cos \phi + F_y l \sin \theta \sin \phi}{k_B T}\right) d\phi = 2\pi I_0\left(\frac{l \sin \theta}{k_B T} \sqrt{F_x^2 + F_y^2}\right), \quad (5.3)$$

where $I_0(z)$ is a modified Bessel function of the first kind. The partition function then becomes:

$$Z_1 = 2\pi \int_0^\pi \exp\left(-\frac{\frac{K_1 - K_2}{2} E_z^2 \cos^2 \theta - \frac{K_2}{2} E_z^2 - F_z l \cos \theta}{k_B T}\right) I_0\left(\frac{l \sin \theta}{k_B T} \sqrt{F_x^2 + F_y^2}\right) \sin \theta \, d\theta. \quad (5.4)$$

We need to study two different situations $K_1 < K_2$ and $K_1 > K_2$. Note that the exponential in the integral for the partition function above has its peak near the center $\theta = \frac{\pi}{2}$ when $K_1 - K_2 < 0$, and near $\theta = 0, \pi$ when $K_1 - K_2 > 0$. We will consider these cases separately since they lead to qualitatively different electro-mechanical responses.

a. Case 1a: In this case $K_1 - K_2 < 0$ and the exponential in the integral in (5.4) is maximum near $\theta = \frac{\pi}{2}$. So, we change variable to $\alpha = \frac{\pi}{2} - \theta$, then the integral becomes

$$Z_1 = \int_{-\pi/2}^{\pi/2} \exp\left(-\frac{\frac{K_1 - K_2}{2} E_z^2 \sin^2 \alpha - \frac{K_2}{2} E_z^2 - F_z l \sin \alpha}{k_B T}\right) I_0\left(\frac{l \cos \alpha}{k_B T} \sqrt{F_x^2 + F_y^2}\right) \cos \alpha \, d\alpha \quad (5.5)$$

For small values of $F_z l$ and large values of E_z the exponential will be maximum near $\alpha = 0$ if $K_1 - K_2 < 0$. We assume $\frac{l \cos \alpha}{k_B T} \sqrt{F_x^2 + F_y^2}$ is small and expand the modified Bessel function near 0 as $I_0(z) \approx 1 + \frac{z^2}{4}$, then with $y = \sin \alpha$, $dy = \cos \alpha \, d\alpha$, we get

$$\begin{aligned} Z_1 &= \exp\left(\frac{K_2 E_z^2}{2k_B T}\right) \left[1 + \frac{l^2}{4k_B^2 T^2} (F_x^2 + F_y^2)\right] \int_{-1}^1 \exp\left(-\frac{(-K_1 + K_2) E_z^2 y^2 - 2F_z l y}{2k_B T}\right) dy \\ &= \exp\left(\frac{K_2 E_z^2}{2k_B T}\right) \left[1 + \frac{l^2}{4k_B^2 T^2} (F_x^2 + F_y^2)\right] \frac{1}{2E_z} \sqrt{\frac{2\pi k_B T}{-K_1 + K_2}} \exp\left(\frac{F_z^2 l^2}{2k_B T (-K_1 + K_2) E_z^2}\right) \times \\ &\quad \left[\operatorname{erf}\left(\frac{\sqrt{K_2 - K_1} E_z}{\sqrt{2k_B T}} - \frac{F_z l}{\sqrt{2k_B T} \sqrt{K_2 - K_1} E_z}\right) + \operatorname{erf}\left(\frac{\sqrt{K_2 - K_1} E_z}{\sqrt{2k_B T}} + \frac{F_z l}{\sqrt{2k_B T} \sqrt{K_2 - K_1} E_z}\right)\right]. \end{aligned} \quad (5.6)$$

This expression for Z_1 should be valid for any $E_z > 0$, small $\frac{\sqrt{F_x^2 + F_y^2}l}{k_B T}$, but any value of F_z . The free energy is:

$$\begin{aligned}
G(\mathbf{F}, \mathbf{E}, T) &= -Nk_B T \log Z_1 \\
&= -\frac{NK_2 E_z^2}{2} - Nk_B T \log \left[1 + \frac{l^2(F_x^2 + F_y^2)}{4k_B^2 T^2} \right] + \frac{Nk_B T}{2} \log \frac{(-K_1 + K_2)E_z^2}{2\pi k_B T} - \frac{NF_z^2 l^2}{2(-K_1 + K_2)E_z^2} \\
&\quad - Nk_B T \log \left[\operatorname{erf} \left(\frac{\sqrt{K_2 - K_1}E_z}{\sqrt{2k_B T}} - \frac{F_z l}{\sqrt{2k_B T}\sqrt{K_2 - K_1}E_z} \right) \right. \\
&\quad \left. + \operatorname{erf} \left(\frac{\sqrt{K_2 - K_1}E_z}{\sqrt{2k_B T}} + \frac{F_z l}{\sqrt{2k_B T}\sqrt{K_2 - K_1}E_z} \right) \right]. \tag{5.7}
\end{aligned}$$

An important point about the expression for the free energy above is that it exhibits a transverse isotropic symmetry with the z -axis aligned with the electric field vector \mathbf{E} as the symmetry axis. Since

$$E_z = \sqrt{\mathbf{E} \cdot \mathbf{E}} = |\mathbf{E}|, \quad F_z = \frac{\mathbf{F} \cdot \mathbf{E}}{|\mathbf{E}|}, \quad F_x^2 + F_y^2 = |\mathbf{F} - \frac{\mathbf{F} \cdot \mathbf{E}}{|\mathbf{E}|}\mathbf{E}|^2 = \mathbf{F} \cdot \mathbf{F} - \frac{(\mathbf{F} \cdot \mathbf{E})^2}{\mathbf{E} \cdot \mathbf{E}}, \tag{5.8}$$

the free energy depends only on the scalars $\mathbf{E} \cdot \mathbf{E}$, $\mathbf{E} \cdot \mathbf{F}$ and $\mathbf{F} \cdot \mathbf{F}$, as expected.

By differentiating the expression for the free energy we get for λ_z

$$\begin{aligned}
\lambda_z &= \frac{F_z l}{(K_2 - K_1)E_z^2} + \sqrt{\frac{2k_B T}{\pi(K_2 - K_1)E_z^2}} \times \\
&\quad \left[\frac{-\exp\left(-\left(\frac{\sqrt{K_2 - K_1}E_z}{\sqrt{2k_B T}} - \frac{F_z l}{\sqrt{2k_B T}\sqrt{K_2 - K_1}E_z}\right)^2\right) + \exp\left(-\left(\frac{\sqrt{K_2 - K_1}E_z}{\sqrt{2k_B T}} + \frac{F_z l}{\sqrt{2k_B T}\sqrt{K_2 - K_1}E_z}\right)^2\right)}{\operatorname{erf}\left(\frac{\sqrt{K_2 - K_1}E_z}{\sqrt{2k_B T}} - \frac{F_z l}{\sqrt{2k_B T}\sqrt{K_2 - K_1}E_z}\right) + \operatorname{erf}\left(\frac{\sqrt{K_2 - K_1}E_z}{\sqrt{2k_B T}} + \frac{F_z l}{\sqrt{2k_B T}\sqrt{K_2 - K_1}E_z}\right)} \right]. \tag{5.9}
\end{aligned}$$

And, for the polarization P_z , we get

$$\begin{aligned}
P_z &= NK_2 E_z - \frac{Nk_B T}{E_z} - \frac{NF_z^2 l^2}{(K_2 - K_1)E_z^3} \\
&\quad + \frac{N\sqrt{2k_B T}(K_2 - K_1)}{\sqrt{\pi}} \left[\frac{\exp\left(-\left(\frac{\sqrt{K_2 - K_1}E_z}{\sqrt{2k_B T}} - \frac{F_z l}{\sqrt{2k_B T}\sqrt{K_2 - K_1}E_z}\right)^2\right) + \exp\left(-\left(\frac{\sqrt{K_2 - K_1}E_z}{\sqrt{2k_B T}} + \frac{F_z l}{\sqrt{2k_B T}\sqrt{K_2 - K_1}E_z}\right)^2\right)}{\operatorname{erf}\left(\frac{\sqrt{K_2 - K_1}E_z}{\sqrt{2k_B T}} - \frac{F_z l}{\sqrt{2k_B T}\sqrt{K_2 - K_1}E_z}\right) + \operatorname{erf}\left(\frac{\sqrt{K_2 - K_1}E_z}{\sqrt{2k_B T}} + \frac{F_z l}{\sqrt{2k_B T}\sqrt{K_2 - K_1}E_z}\right)} \right] \\
&\quad + \frac{N\sqrt{2k_B T}F_z l}{\sqrt{\pi}\sqrt{K_2 - K_1}E_z^2} \left[\frac{\exp\left(-\left(\frac{\sqrt{K_2 - K_1}E_z}{\sqrt{2k_B T}} - \frac{F_z l}{\sqrt{2k_B T}\sqrt{K_2 - K_1}E_z}\right)^2\right) - \exp\left(-\left(\frac{\sqrt{K_2 - K_1}E_z}{\sqrt{2k_B T}} + \frac{F_z l}{\sqrt{2k_B T}\sqrt{K_2 - K_1}E_z}\right)^2\right)}{\operatorname{erf}\left(\frac{\sqrt{K_2 - K_1}E_z}{\sqrt{2k_B T}} - \frac{F_z l}{\sqrt{2k_B T}\sqrt{K_2 - K_1}E_z}\right) + \operatorname{erf}\left(\frac{\sqrt{K_2 - K_1}E_z}{\sqrt{2k_B T}} + \frac{F_z l}{\sqrt{2k_B T}\sqrt{K_2 - K_1}E_z}\right)} \right] \tag{5.10}
\end{aligned}$$

The remaining stretches and polarizations are:

$$\lambda_x = \frac{r_x}{Nl} = \frac{F_x l}{2k_B T \left(1 + \frac{l^2(F_x^2 + F_y^2)}{4k_B^2 T^2} \right)}, \quad \lambda_y = \frac{r_y}{Nl} = \frac{F_y l}{2k_B T \left(1 + \frac{l^2(F_x^2 + F_y^2)}{4k_B^2 T^2} \right)}, \quad P_x = 0, \quad P_y = 0. \tag{5.11}$$

In practice the two erf terms in the denominators of the expressions above can sum to near zero for large

values of F_z or small values of E_z so we encounter some numerical difficulties in the plots. In figure 2 we show that the above expressions for λ_z and P_z match those obtained from Monte Carlo simulations quite well for a large range of F_z and E_z . From figure 2(a) it is apparent that when $K_1 < K_2$ and $\mathbf{E}_z \neq 0$ the stretches λ_z are all less than those predicted by the FJC formula (which assumes $\mathbf{E} = 0$). As E_z increases at a fixed F_z the λ_z progressively decreases. It is also easy to verify from figure 2(c) and (e) that as $E_z \rightarrow 0$ we recover the FJC values of λ_z for all F_z .

It is useful to consider the limit of large E_z in which $(K_2 - K_1)E_z^2 \gg F_z l$ so that the erf functions in eqn. (5.7) go to 1. This is equivalent to changing the limits to $\pm\infty$ in the integral for the partition function so that

$$\begin{aligned} Z_1 &\approx \exp\left(\frac{K_2 E_z^2}{2k_B T}\right) \left[1 + \frac{l^2}{4k_B^2 T^2}(F_x^2 + F_y^2)\right] \int_{-\infty}^{\infty} \exp\left(-\frac{(-K_1 + K_2)E_z^2 y^2 - 2F_z l y}{2k_B T}\right) dy \\ &= \exp\left(\frac{K_2 E_z^2}{2k_B T}\right) \left[1 + \frac{l^2}{4k_B^2 T^2}(F_x^2 + F_y^2)\right] \frac{1}{E_z} \sqrt{\frac{2\pi k_B T}{-K_1 + K_2}} \exp\left(\frac{F_z^2 l^2}{2k_B T(-K_1 + K_2)E_z^2}\right) \end{aligned} \quad (5.12)$$

Then, the free energy of a single polymer chain is

$$G(\mathbf{F}, \mathbf{E}, T) = -\frac{NK_2 E_z^2}{2} - Nk_B T \log \left[1 + \frac{l^2(F_x^2 + F_y^2)}{4k_B^2 T^2}\right] + \frac{Nk_B T}{2} \log \frac{(-K_1 + K_2)E_z^2}{2\pi k_B T} - \frac{NF_z^2 l^2}{2(-K_1 + K_2)E_z^2}. \quad (5.13)$$

The expressions for the stretches and polarizations simplify considerably in this limit:

$$\lambda_x = \frac{F_x l}{2k_B T \left(1 + \frac{l^2(F_x^2 + F_y^2)}{4k_B^2 T^2}\right)}, \quad \lambda_y = \frac{F_y l}{2k_B T \left(1 + \frac{l^2(F_x^2 + F_y^2)}{4k_B^2 T^2}\right)}, \quad \lambda_z = \frac{F_z l}{(K_2 - K_1)E_z^2}, \quad (5.14)$$

$$P_x = 0, \quad P_y = 0, \quad P_z = NK_2 E_z - \frac{Nk_B T}{E_z} - \frac{NF_z^2 l^2}{(K_2 - K_1)E_z^3}. \quad (5.15)$$

These formulae are useful in the limit of large E_z and small F_z in which we have numerical difficulties with the erf function. Some such results are plotted in figure 3 for $E_z = 5, 7.5, 10$ for $\frac{F_z l}{k_B T} \leq 1$. It is clear that the trends in λ_z and P_z are correctly captured at larger E_z .

b. Case 1b: Now let us consider the case when $K_1 - K_2 > 0$, so that the exponential in the integral in

eqn. (5.4) has its maxima near the boundaries $\theta = 0, \pi$. Assuming $\frac{l \sin \theta \sqrt{F_x^2 + F_y^2}}{k_B T} < 1$, we again expand the modified Bessel function $I_0(z) \approx 1 + \frac{z^2}{4}$. Then,

$$Z_1 = \int_0^\pi \exp\left(-\frac{-\frac{K_1 + K_2}{2} E_z^2 \cos^2 \theta - \frac{K_2}{2} E_z^2 - F_z l \cos \theta}{k_B T}\right) \left[1 + \frac{(F_x^2 + F_y^2) l^2}{4k_B^2 T^2} \sin^2 \theta\right] \sin \theta d\theta. \quad (5.16)$$

In fact, this approximation for the Bessel function is valid as long as $l\sqrt{F_x^2 + F_y^2} < k_B T$, irrespective of where the maxima of the exponential are (i.e., irrespective of the sign of $K_1 - K_2$). Now take $y = -\cos \theta$, then $dy = \sin \theta d\theta$ and the integral changes to

$$Z_1 = \int_{-1}^1 \exp\left(-\frac{-\frac{K_1 + K_2}{2} E_z^2 y^2 - \frac{K_2}{2} E_z^2 + F_z l y}{k_B T}\right) \left[1 + \frac{(F_x^2 + F_y^2) l^2}{4k_B^2 T^2} (1 - y^2)\right] dy \quad (5.17)$$

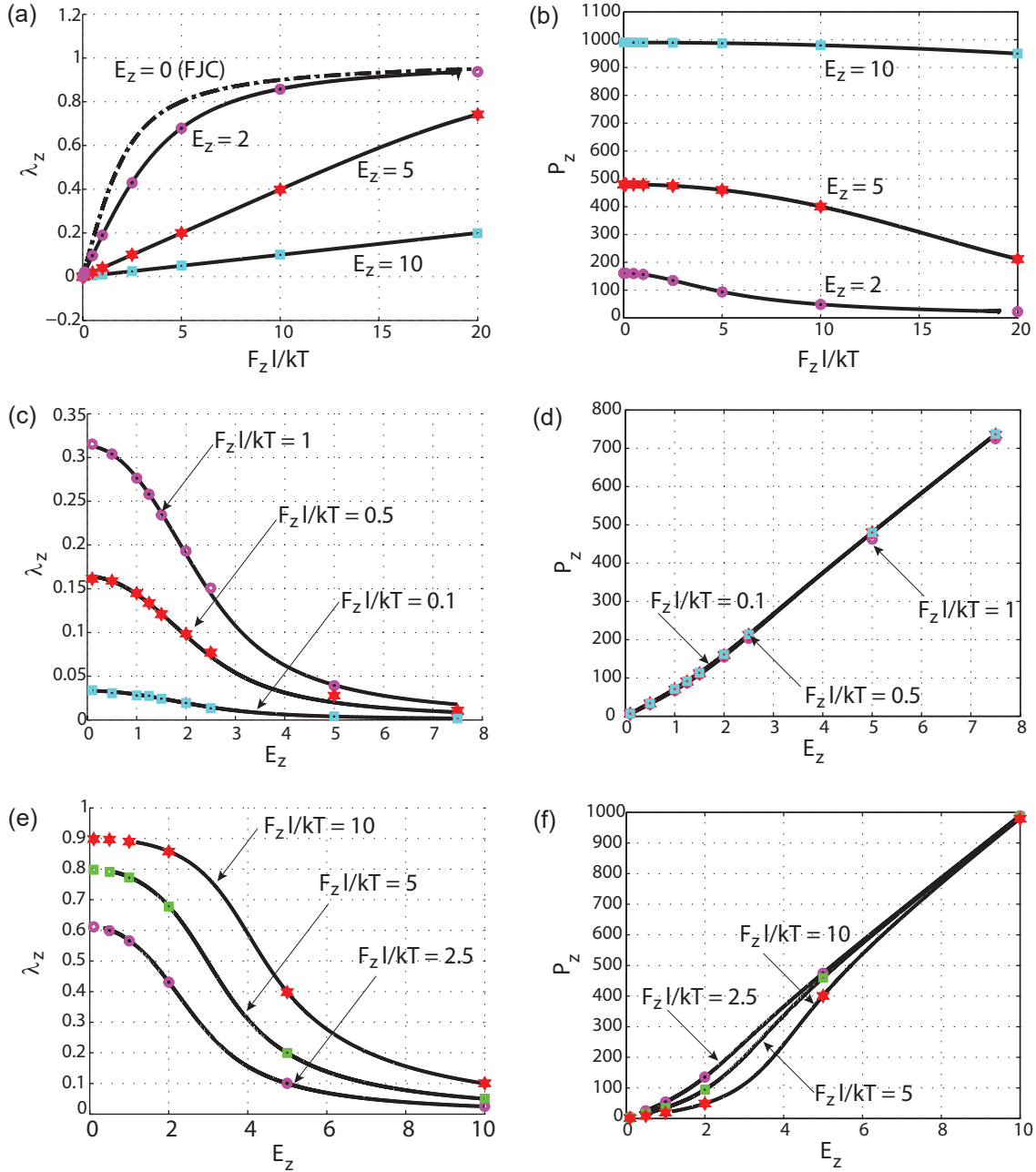


Figure 2. Stretch λ_z and polarization P_z for various values of F_z and E_z obtained from differentiating the free energy in eqn. (5.7). We assume $N = 100$, $K_1 = 0$, $K_2 = 1$ and $k_B T = 1$ for all panels. The solid lines are results of analytical formulae eqn. (5.9) and eqn. (5.10). In some panels (e.g., panel (e)) the solid lines do not continue to the end because of numerical difficulties with the erf function. In panels (a) and (b) the symbols are results from Monte Carlo simulations – $E_z = 2$ magenta circles, $E_z = 5$ red stars, $E_z = 10$ cyan squares. The dashed line shows the force-stretch relation for a freely jointed chain under zero electric field. In panels (c) and (d) the symbols are results from Monte Carlo simulations – $\frac{F_z l}{k_B T} = 0.1$ cyan squares, $\frac{F_z l}{k_B T} = 0.5$ red stars, $\frac{F_z l}{k_B T} = 1$ magenta circles. In panels (e) and (f) the symbols are results of Monte Carlo simulations – $\frac{F_z l}{k_B T} = 2.5$ magenta circles, $\frac{F_z l}{k_B T} = 5$, green squares and $\frac{F_z l}{k_B T} = 10$ red stars.

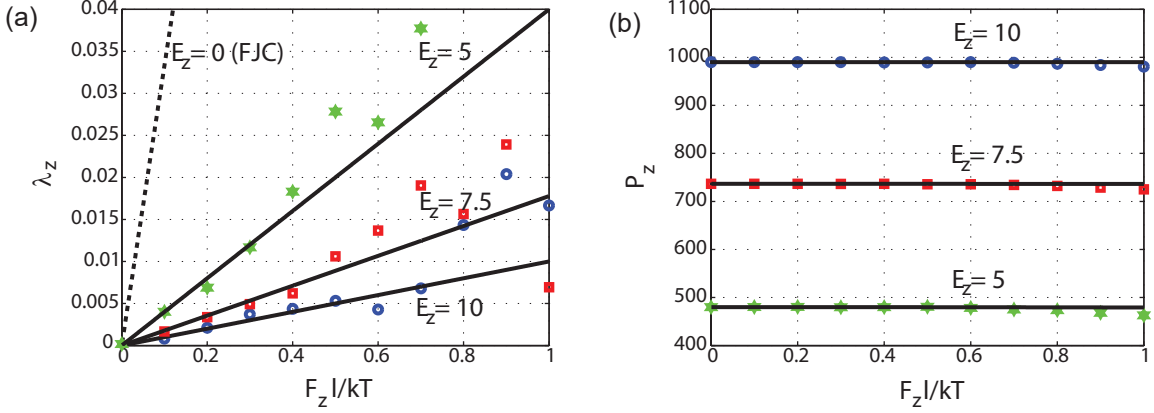


Figure 3. Stretch λ_z and polarization P_z for various values of F_z and E_z obtained from differentiating the free energy in eqn. (5.13). We assume $N = 100$, $K_1 = 0$, $K_2 = 1$ and $k_B T = 1$ for all panels. The lines are results of analytical formulae eqn. (5.15) and eqn. (5.14). In panels (a) and (b) the symbols are results from Monte Carlo simulations – $E_z = 5$ green stars, $E_z = 7.5$ red squares, $E_z = 10$ blue circles. The dashed line in panel (a) is the prediction of the FJC formula which assumes zero electric field.

Neglecting terms higher than linear order in y in the square brackets, we write this as

$$Z_1 = \left[1 + \frac{(F_x^2 + F_y^2)l^2}{4k_B^2 T^2} \right] \exp\left(\frac{K_2 E_z^2}{2k_B T}\right) \int_{-1}^1 \exp\left(-\frac{-K_1 + K_2}{2} \frac{E_z^2 y^2 + F_z l y}{k_B T}\right) dy \quad (5.18)$$

Integrating out y we get

$$Z_1 = \left[1 + \frac{(F_x^2 + F_y^2)l^2}{4k_B^2 T^2} \right] \exp\left(\frac{K_2 E_z^2}{2k_B T}\right) \frac{1}{2E_z} \sqrt{\frac{2\pi k_B T}{-K_2 + K_1}} \exp\left(-\frac{F_z^2 l^2}{2k_B T E_z^2 (K_1 - K_2)}\right) \times \left[\operatorname{erfi}\left(\frac{1}{E_z} \sqrt{\frac{k_B T}{2(K_1 - K_2)}} \left[\frac{(K_1 - K_2)E_z^2 - F_z l}{k_B T}\right]\right) + \operatorname{erfi}\left(\frac{1}{E_z} \sqrt{\frac{k_B T}{2(K_1 - K_2)}} \left[\frac{(K_1 - K_2)E_z^2 + F_z l}{k_B T}\right]\right) \right] \quad (5.19)$$

The free energy is, then

$$G(\mathbf{F}, \mathbf{E}, T) = -\frac{NK_2 E_z^2}{2} - Nk_B T \log \left[1 + \frac{l^2(F_x^2 + F_y^2)}{4k_B^2 T^2} \right] + \frac{Nk_B T}{2} \log \frac{(K_1 - K_2)E_z^2}{2\pi k_B T} + \frac{NF_z^2 l^2}{2(K_1 - K_2)E_z^2} - Nk_B T \log \left[\operatorname{erfi}\left(\frac{\sqrt{K_1 - K_2} E_z}{\sqrt{2k_B T}} - \frac{F_z l}{\sqrt{2k_B T} \sqrt{K_1 - K_2} E_z}\right) + \operatorname{erfi}\left(\frac{\sqrt{K_1 - K_2} E_z}{\sqrt{2k_B T}} + \frac{F_z l}{\sqrt{2k_B T} \sqrt{K_1 - K_2} E_z}\right) \right] \quad (5.20)$$

By differentiation, the stretch λ_z is

$$\lambda_z = -\frac{F_z l}{(K_1 - K_2)E_z^2} + \sqrt{\frac{2k_B T}{\pi(K_1 - K_2)E_z^2}} \times \left[\frac{-\exp\left(\left(\frac{\sqrt{K_1 - K_2}E_z}{\sqrt{2k_B T}} - \frac{F_z l}{\sqrt{2k_B T}\sqrt{K_1 - K_2}E_z}\right)^2\right) + \exp\left(\left(\frac{\sqrt{K_1 - K_2}E_z}{\sqrt{2k_B T}} + \frac{F_z l}{\sqrt{2k_B T}\sqrt{K_1 - K_2}E_z}\right)^2\right)}{\operatorname{erfi}\left(\frac{\sqrt{K_1 - K_2}E_z}{\sqrt{2k_B T}} - \frac{F_z l}{\sqrt{2k_B T}\sqrt{K_1 - K_2}E_z}\right) + \operatorname{erfi}\left(\frac{\sqrt{K_1 - K_2}E_z}{\sqrt{2k_B T}} + \frac{F_z l}{\sqrt{2k_B T}\sqrt{K_1 - K_2}E_z}\right)} \right]. \quad (5.21)$$

The polarization P_z is

$$P_z = NK_2 E_z - \frac{Nk_B T}{E_z} + \frac{NF_z^2 l^2}{(K_1 - K_2)E_z^3} + \frac{N\sqrt{2k_B T}(K_1 - K_2)}{\sqrt{\pi}} \left[\frac{\exp\left(\left(\frac{\sqrt{K_1 - K_2}E_z}{\sqrt{2k_B T}} - \frac{F_z l}{\sqrt{2k_B T}\sqrt{K_1 - K_2}E_z}\right)^2\right) + \exp\left(\left(\frac{\sqrt{K_1 - K_2}E_z}{\sqrt{2k_B T}} + \frac{F_z l}{\sqrt{2k_B T}\sqrt{K_1 - K_2}E_z}\right)^2\right)}{\operatorname{erfi}\left(\frac{\sqrt{K_1 - K_2}E_z}{\sqrt{2k_B T}} - \frac{F_z l}{\sqrt{2k_B T}\sqrt{K_1 - K_2}E_z}\right) + \operatorname{erfi}\left(\frac{\sqrt{K_1 - K_2}E_z}{\sqrt{2k_B T}} + \frac{F_z l}{\sqrt{2k_B T}\sqrt{K_1 - K_2}E_z}\right)} \right] + \frac{N\sqrt{2k_B T}F_z l}{\sqrt{\pi}\sqrt{K_1 - K_2}E_z^2} \left[\frac{\exp\left(\left(\frac{\sqrt{K_1 - K_2}E_z}{\sqrt{2k_B T}} - \frac{F_z l}{\sqrt{2k_B T}\sqrt{K_1 - K_2}E_z}\right)^2\right) - \exp\left(\left(\frac{\sqrt{K_1 - K_2}E_z}{\sqrt{2k_B T}} + \frac{F_z l}{\sqrt{2k_B T}\sqrt{K_1 - K_2}E_z}\right)^2\right)}{\operatorname{erfi}\left(\frac{\sqrt{K_1 - K_2}E_z}{\sqrt{2k_B T}} - \frac{F_z l}{\sqrt{2k_B T}\sqrt{K_1 - K_2}E_z}\right) + \operatorname{erfi}\left(\frac{\sqrt{K_1 - K_2}E_z}{\sqrt{2k_B T}} + \frac{F_z l}{\sqrt{2k_B T}\sqrt{K_1 - K_2}E_z}\right)} \right]. \quad (5.22)$$

The remaining stretches and polarizations are:

$$\lambda_x = \frac{r_x}{Nl} = \frac{F_x l}{2k_B T \left(1 + \frac{l^2(F_x^2 + F_y^2)}{4k_B^2 T^2}\right)}, \quad \lambda_y = \frac{r_y}{Nl} = \frac{F_y l}{2k_B T \left(1 + \frac{l^2(F_x^2 + F_y^2)}{4k_B^2 T^2}\right)}, \quad P_x = 0, \quad P_y = 0. \quad (5.23)$$

These expressions agree quite well with our Monte Carlo results for λ_z and P_z over a broad range of E_z for $\frac{F_z l}{k_B T} \leq 2$ as shown in figure 4. From figure 4(a) it can be seen that when $K_2 < K_1$ and $E_z \neq 0$ the stretches λ_z are all more than those predicted by the FJC formula (which assumes $\mathbf{E} = 0$). This is the opposite of what we saw in figure 2(a) which assumed $K_1 < K_2$. The analytical formulae match the Monte Carlo data for $E_z \leq 2$ over a broad range of F_z . For higher $E_z = 5, 10$ the formulae match our Monte Carlo results for λ_z and P_z for $\frac{F_z l}{k_B T} \leq 2$ and $\frac{F_z l}{k_B T} > 15$, but not for intermediate F_z .

We will now use a different approach to compute the partition function from eqn.(5.18) when the electric field E_z is strong. Note that the energy minima are near $\theta = 0$ and $\theta = \pi$, so the link points in the direction of the electric field (positive z direction) or opposite to it. This reminds us of the one-dimensional model of the FJC in which each link could point to the left or to the right, but no other direction in between. In this case the partition function eqn.(5.18) reduces to the following discrete sum (rather than an integral) approximately:

$$Z_1 = \left[1 + \frac{(F_x^2 + F_y^2)l^2}{4k_B^2 T^2} \right] \left(\exp\left(\frac{\frac{K_1}{2}E_z^2 + F_z l}{k_B T}\right) + \exp\left(\frac{\frac{K_1}{2}E_z^2 - F_z l}{k_B T}\right) \right). \quad (5.24)$$

Hence, the approximate Gibbs free energy is:

$$G(\mathbf{F}, \mathbf{E}, T) = -N \frac{K_1}{2} E_z^2 - Nk_B T \log \left[1 + \frac{(F_x^2 + F_y^2)l^2}{4k_B^2 T^2} \right] - Nk_B T \log \left(2 \cosh \left(\frac{F_z l}{k_B T} \right) \right). \quad (5.25)$$

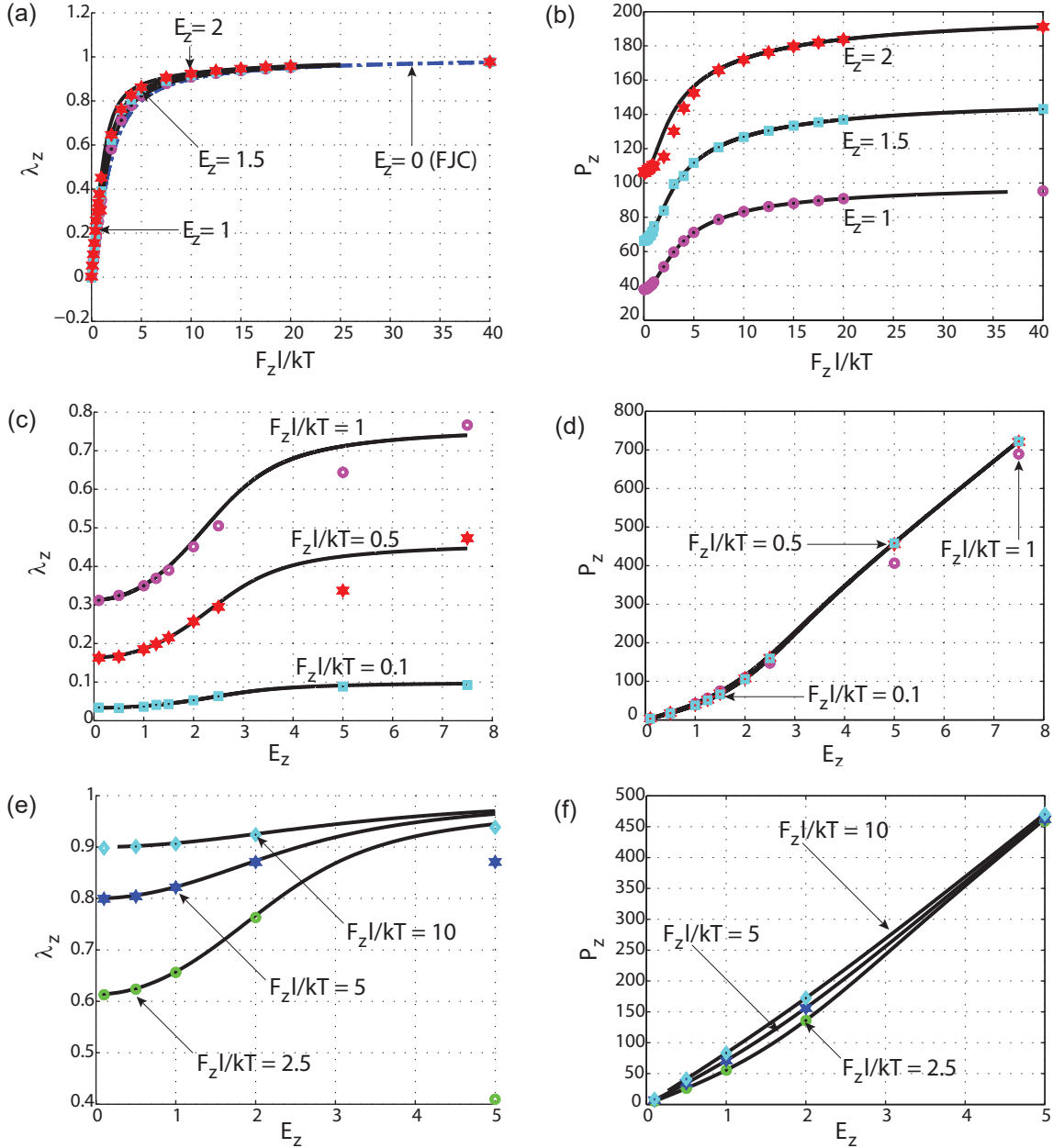


Figure 4. Stretch λ_z and polarization P_z for various values of F_z and E_z obtained from differentiating the free energy in eqn. (5.20). We assume $N = 100$, $K_1 = 1$, $K_2 = 0$ and $k_B T = 1$ for all panels. The lines are results of analytical formulae eqn.(5.21) and eqn. (5.22). In panels (a) and (b) the symbols are results from Monte Carlo simulations – $E_z = 1$ magenta circles, $E_z = 1.5$ cyan squares, $E_z = 2$ red stars. The blue dashed line in panel (a) is the force-stretch relation of the freely jointed chain under zero electric field. In panels (c) and (d) the symbols are results from Monte Carlo simulations – $\frac{F_z l}{k_B T} = 0.1$ cyan squares, $\frac{F_z l}{k_B T} = 0.5$ red stars, $\frac{F_z l}{k_B T} = 1$ magenta circles. In panels (e) and (f) the symbols are results from Monte Carlo simulations – $\frac{F_z l}{k_B T} = 2.5$ green circles, $\frac{F_z l}{k_B T} = 5$ blue stars, $\frac{F_z l}{k_B T} = 10$ cyan diamonds.

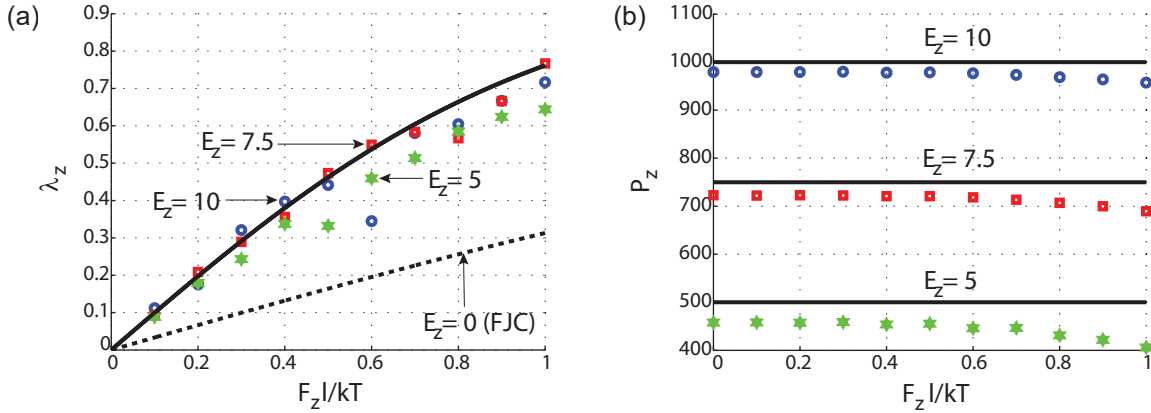


Figure 5. Stretch λ_z and polarization P_z for various values of F_z and E_z obtained from differentiating the free energy in eqn. (5.25). We assume $N = 100$, $K_1 = 1$, $K_2 = 0$ and $k_B T = 1$ for all panels. The lines are results of analytical formulae eqn. (5.26) and eqn. (5.27). In panels (a) and (b) the symbols are results from Monte Carlo simulations – $E_z = 5$ green stars, $E_z = 7.5$ red squares, $E_z = 10$ blue circles. The dashed line in panel (a) is the prediction of the FJC formula which assumes zero electric field.

By differentiation we can get the following simple expressions for the stretches and polarizations:

$$\lambda_x = \frac{F_x l}{2k_B T \left(1 + \frac{l^2(F_x^2 + F_y^2)}{4k_B^2 T^2}\right)}, \quad \lambda_y = \frac{F_y l}{2k_B T \left(1 + \frac{l^2(F_x^2 + F_y^2)}{4k_B^2 T^2}\right)}, \quad \lambda_z = \tanh\left(\frac{F_z l}{k_B T}\right), \quad (5.26)$$

$$P_x = 0, \quad P_y = 0, \quad P_z = N K_1 E_z. \quad (5.27)$$

The results of these formulae appear in figure 5 for $E_z = 5, 7.5, 10$ and $\frac{F_z l}{k_B T} \leq 1$. It is apparent that for large values of E_z the curve for λ_z vs. $\frac{F_z l}{k_B T}$ is independent of E_z in eqn. (5.26) as well as the Monte Carlo simulations. Eqn. (5.27) overpredicts the P_z compared to the Monte Carlo simulations, but the estimate gets better as E_z increases.

c. Case 1c: In many applications of dielectric polymers the electric field is perpendicular to the direction of stretching of the chains. Yet, in the previous two cases we focused primarily on the situation when the electric field and force are aligned with each other. We could account for the situation in which the electric field and force are perpendicular to each other by setting $E_z \neq 0$, $F_z = 0$ and $F_x \neq 0$ (and/or $F_y \neq 0$) then eqn. (5.11) and eqn. (5.23) showed that the stretches λ_x and λ_y are independent of the electric field. However, our Monte Carlo simulations have shown that when $F_z = 0$ and $F_x \neq 0$ the curve of λ_x vs. F_x is affected by E_z . Our analysis in cases 1a and 1b does not capture this effect of E_z on λ_x because we neglected the y^2 term from the expansion of the Bessel function I_0 in our computation of the partition function. We did so for analytical convenience since otherwise the expressions are lengthy. We can improve our estimates of λ_x in the special case of $F_z = 0$ by performing a simple calculation to show the affect of E_z on the curve of λ_x vs. F_x . When $K_1 < K_2$, $F_z = 0$ and we do not neglect the y^2 term from I_0 the integral for the

partition function is:

$$Z_1 = \exp\left(\frac{K_2 E_z^2}{2k_B T}\right) \left(\left[1 + \frac{l^2}{4k_B^2 T^2} (F_x^2 + F_y^2) \right] \int_{-1}^1 \exp\left(-\frac{(-K_1 + K_2) E_z^2 y^2}{2k_B T}\right) dy - \frac{l^2}{4k_B^2 T^2} (F_x^2 + F_y^2) \int_{-1}^1 \exp\left(-\frac{(-K_1 + K_2) E_z^2 y^2}{2k_B T}\right) y^2 dy \right) \quad (5.28)$$

where we have used $y = \sin \alpha$. Now carrying out the integrals we get

$$Z_1 = \exp\left(\frac{K_2 E_z^2}{2k_B T}\right) \left(\left[1 + \frac{l^2}{4k_B^2 T^2} (F_x^2 + F_y^2) \right] \frac{1}{E_z} \sqrt{\frac{2\pi k_B T}{K_2 - K_1}} \operatorname{erf}\left(\frac{\sqrt{K_2 - K_1} E_z}{\sqrt{2k_B T}}\right) - \frac{l^2}{4k_B^2 T^2} (F_x^2 + F_y^2) \left[\frac{1}{E_z} \sqrt{\frac{2\pi k_B T}{K_2 - K_1}} \frac{k_B T}{(K_2 - K_1) E_z^2} \operatorname{erf}\left(\frac{\sqrt{K_2 - K_1} E_z}{\sqrt{2k_B T}}\right) - \exp\left(-\frac{(K_2 - K_1) E_z^2}{2k_B T}\right) \frac{2k_B T}{(K_2 - K_1) E_z^2} \right] \right) \quad (5.29)$$

So, the free energy is

$$G(\mathbf{F}, \mathbf{E}, T) = -\frac{K_2 E_z^2}{2} - k_B T \log \left(\left[1 + \frac{l^2}{4k_B^2 T^2} (F_x^2 + F_y^2) \right] \frac{1}{E_z} \sqrt{\frac{2\pi k_B T}{K_2 - K_1}} \operatorname{erf}\left(\frac{\sqrt{K_2 - K_1} E_z}{\sqrt{2k_B T}}\right) - \frac{l^2}{4k_B^2 T^2} (F_x^2 + F_y^2) \left[\frac{1}{E_z} \sqrt{\frac{2\pi k_B T}{K_2 - K_1}} \frac{k_B T}{(K_2 - K_1) E_z^2} \operatorname{erf}\left(\frac{\sqrt{K_2 - K_1} E_z}{\sqrt{2k_B T}}\right) - \exp\left(-\frac{(K_2 - K_1) E_z^2}{2k_B T}\right) \frac{2k_B T}{(K_2 - K_1) E_z^2} \right] \right) \quad (5.30)$$

The polarization $P_z = -\frac{\partial G}{\partial E_z}$ and $\lambda_x = -\frac{\partial G}{\partial F_x}$. We set $q = \frac{E_z \sqrt{K_2 - K_1}}{\sqrt{2k_B T}}$, then the stretch and polarization are:

$$\lambda_x = \frac{1}{2} \frac{F_x l}{k_B T} \frac{\frac{\sqrt{\pi}}{q} \operatorname{erf}(q) - \frac{\sqrt{\pi}}{2q^3} \operatorname{erf}(q) + \frac{1}{q^2} \exp(-q^2)}{\left[1 + \frac{l^2}{4k_B^2 T^2} (F_x^2 + F_y^2) \right] \frac{\sqrt{\pi}}{q} \operatorname{erf}(q) - \frac{l^2}{4k_B^2 T^2} (F_x^2 + F_y^2) \left(\frac{\sqrt{\pi}}{2q^3} \operatorname{erf}(q) - \frac{\exp(-q^2)}{q^2} \right)}, \quad (5.31)$$

$$P_z = K_2 E_z + \frac{\sqrt{k_B T (K_2 - K_1)}}{\sqrt{2}} \frac{(1 + \frac{l^2}{4k_B^2 T^2} (F_x^2 + F_y^2)) \left(-\frac{\sqrt{\pi}}{q^2} \operatorname{erf}(q) + \frac{2}{q} \exp(-q^2) \right)}{\left[1 + \frac{l^2}{4k_B^2 T^2} (F_x^2 + F_y^2) \right] \frac{\sqrt{\pi}}{q} \operatorname{erf}(q) - \frac{l^2}{4k_B^2 T^2} (F_x^2 + F_y^2) \left(\frac{\sqrt{\pi}}{2q^3} \operatorname{erf}(q) - \frac{\exp(-q^2)}{q^2} \right)} - \frac{\sqrt{k_B T (K_2 - K_1)}}{\sqrt{2}} \frac{\frac{l^2}{4k_B^2 T^2} (F_x^2 + F_y^2) \left(-\frac{3\sqrt{\pi}}{2q^4} \operatorname{erf}(q) + \frac{3}{q^3} \exp(-q^2) + \frac{2}{q} \exp(-q^2) \right)}{\left[1 + \frac{l^2}{4k_B^2 T^2} (F_x^2 + F_y^2) \right] \frac{\sqrt{\pi}}{q} \operatorname{erf}(q) - \frac{l^2}{4k_B^2 T^2} (F_x^2 + F_y^2) \left(\frac{\sqrt{\pi}}{2q^3} \operatorname{erf}(q) - \frac{\exp(-q^2)}{q^2} \right)} \quad (5.32)$$

This shows that E_z affects the λ_x vs. F_x curve. The result of these formulae agrees very well with Monte Carlo simulations for $K_2 > K_1$ when $\frac{F_x l}{k_B T} < 1$ and $E_z \leq 2$ for both λ_x and P_z vs. $\frac{F_x l}{k_B T}$ as shown by the black curves in figure 6(a) and (b) for $E_z = 2$. Since we have expanded the Bessel function I_0 assuming small $\frac{l \sqrt{F_x^2 + F_y^2}}{k_B T}$ we do not expect the above approximation to hold for large values of F_x (results not shown). To examine how these formulae perform at high E_z we refer the reader to the green curves in

figure 6(c) and (d). Panel (c) shows good agreement of eqn. (5.31) with Monte Carlo simulations only for $\frac{F_x l}{k_B T} \leq 1$ when $E_z = 10$. Panel (d) shows that the polarization predicted by eqn. (5.32) agrees with Monte Carlo simulations for small forces; however, since the polarization does not change much for larger forces eqn. (5.32) is predictive for larger F_x too.

When $K_2 < K_1$ and $F_z = 0$ and $F_x \neq 0$ we can once again show the effect of E_z on the λ_x vs. F_x curve by computing a partition function as follows:

$$Z_1 = \exp\left(\frac{K_2 E_z^2}{2k_B T}\right) \left(\left[1 + \frac{l^2}{4k_B^2 T^2} (F_x^2 + F_y^2) \right] \int_{-1}^1 \exp\left(-\frac{(-K_1 + K_2) E_z^2 y^2}{2k_B T}\right) dy - \frac{l^2}{4k_B^2 T^2} (F_x^2 + F_y^2) \int_{-1}^1 \exp\left(-\frac{(-K_1 + K_2) E_z^2 y^2}{2k_B T}\right) y^2 dy \right) \quad (5.33)$$

where this time $K_1 > K_2$, so that the argument of the exponentials above is positive. Now carrying out the integrals we get

$$Z_1 = \exp\left(\frac{K_2 E_z^2}{2k_B T}\right) \left(\left[1 + \frac{l^2}{4k_B^2 T^2} (F_x^2 + F_y^2) \right] \frac{1}{E_z} \sqrt{\frac{2\pi k_B T}{K_1 - K_2}} \operatorname{erfi}\left(\frac{\sqrt{K_1 - K_2} E_z}{\sqrt{2k_B T}}\right) - \frac{l^2}{4k_B^2 T^2} (F_x^2 + F_y^2) \left[-\frac{1}{E_z} \sqrt{\frac{2\pi k_B T}{K_1 - K_2}} \frac{k_B T}{(K_1 - K_2) E_z^2} \operatorname{erfi}\left(\frac{\sqrt{K_1 - K_2} E_z}{\sqrt{2k_B T}}\right) + \exp\left(\frac{(K_1 - K_2) E_z^2}{2k_B T}\right) \frac{2k_B T}{(K_1 - K_2) E_z^2} \right] \right) \quad (5.34)$$

So, the free energy is

$$G(\mathbf{F}, \mathbf{E}, T) = -\frac{K_2 E_z^2}{2} - k_B T \log \left(\left[1 + \frac{l^2}{4k_B^2 T^2} (F_x^2 + F_y^2) \right] \frac{1}{E_z} \sqrt{\frac{2\pi k_B T}{K_1 - K_2}} \operatorname{erfi}\left(\frac{\sqrt{K_1 - K_2} E_z}{\sqrt{2k_B T}}\right) - \frac{l^2}{4k_B^2 T^2} (F_x^2 + F_y^2) \left[-\frac{1}{E_z} \sqrt{\frac{2\pi k_B T}{K_1 - K_2}} \frac{k_B T}{(K_1 - K_2) E_z^2} \operatorname{erfi}\left(\frac{\sqrt{K_1 - K_2} E_z}{\sqrt{2k_B T}}\right) + \exp\left(\frac{(K_1 - K_2) E_z^2}{2k_B T}\right) \frac{2k_B T}{(K_1 - K_2) E_z^2} \right] \right) \quad (5.35)$$

The polarization $P_z = -\frac{\partial G}{\partial E_z}$ and $\lambda_x = -\frac{\partial G}{\partial F_x}$. We set $q = \frac{E_z \sqrt{K_1 - K_2}}{\sqrt{2k_B T}}$, then the stretch and polarization are:

$$\lambda_x = \frac{1}{2} \frac{F_x l}{k_B T} \frac{\frac{\sqrt{\pi}}{q} \operatorname{erfi}(q) + \frac{\sqrt{\pi}}{2q^3} \operatorname{erfi}(q) - \frac{1}{q^2} \exp(q^2)}{\left[1 + \frac{l^2}{4k_B^2 T^2} (F_x^2 + F_y^2) \right] \frac{\sqrt{\pi}}{q} \operatorname{erfi}(q) - \frac{l^2}{4k_B^2 T^2} (F_x^2 + F_y^2) \left(-\frac{\sqrt{\pi}}{2q^3} \operatorname{erfi}(q) + \frac{\exp(q^2)}{q^2} \right)}, \quad (5.36)$$

$$P_z = K_2 E_z + \frac{\sqrt{k_B T (K_1 - K_2)}}{\sqrt{2}} \frac{(1 + \frac{l^2}{4k_B^2 T^2} (F_x^2 + F_y^2)) \left(-\frac{\sqrt{\pi}}{q^2} \operatorname{erfi}(q) + \frac{2}{q} \exp(q^2) \right)}{\left[1 + \frac{l^2}{4k_B^2 T^2} (F_x^2 + F_y^2) \right] \frac{\sqrt{\pi}}{q} \operatorname{erfi}(q) - \frac{l^2}{4k_B^2 T^2} (F_x^2 + F_y^2) \left(-\frac{\sqrt{\pi}}{2q^3} \operatorname{erfi}(q) + \frac{\exp(q^2)}{q^2} \right)} - \frac{\sqrt{k_B T (K_1 - K_2)}}{\sqrt{2}} \frac{\frac{l^2}{4k_B^2 T^2} (F_x^2 + F_y^2) \left(\frac{3\sqrt{\pi}}{2q^4} \operatorname{erfi}(q) - \frac{3}{q^3} \exp(q^2) + \frac{2}{q} \exp(q^2) \right)}{\left[1 + \frac{l^2}{4k_B^2 T^2} (F_x^2 + F_y^2) \right] \frac{\sqrt{\pi}}{q} \operatorname{erfi}(q) - \frac{l^2}{4k_B^2 T^2} (F_x^2 + F_y^2) \left(-\frac{\sqrt{\pi}}{2q^3} \operatorname{erfi}(q) + \frac{\exp(q^2)}{q^2} \right)}. \quad (5.37)$$

This shows that E_z affects the λ_x vs. F_x curve. The result of these formulae agrees very well with Monte

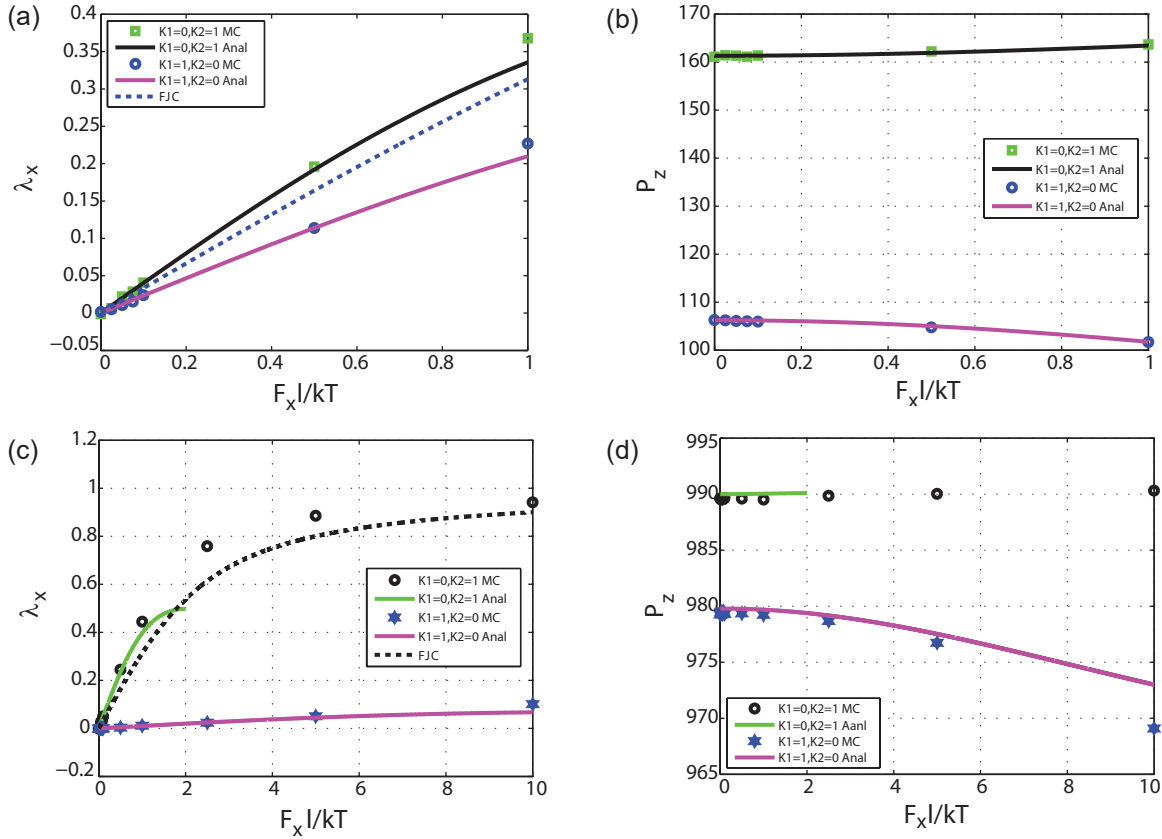


Figure 6. Stretch λ_x and polarization P_z for various values of F_x and E_z obtained from differentiating the free energies in eqn. (5.30) and eqn. (5.35). We take $N = 100$, $k_B T = 1$ and consider both cases, $K_1 = 0, K_2 = 1$ and $K_1 = 1, K_2 = 0$. The lines are results of analytical formulae eqn.(5.31), eqn.(5.32), eqn. (5.36) and eqn. (5.37). In panels (a) and (b) the symbols are results from Monte Carlo simulations with $E_z = 2$ and in panels (c) and (d) with $E_z = 10$. The dashed lines in panels (a) and (c) are the predictions of the FJC formula which assumes zero electric field.

Carlo simulations for $K_1 > K_2$ when $\frac{F_x l}{k_B T} < 1$ and $E_z \leq 2$ for both λ_x and P_z vs. $\frac{F_x l}{k_B T}$ as shown by the magenta curves in figure 6(a) and (b) for $E_z = 2$. Since we have expanded the Bessel function I_0 assuming small $\frac{l\sqrt{F_x^2 + F_y^2}}{k_B T}$ we do not expect the above approximation to hold for large values of F_x (results not shown). Nonetheless, at high E_z they perform well over a broad range of $\frac{F_x l}{k_B T}$ as seen from the magenta curves in figure 6(c) and (d) for $E_z = 10$.

5.B. Large force

a. Case 2a: When the force \mathbf{F} is very large then it could be more convenient to assume that the z -axis is aligned with the force, so the potential energy of the applied force on a link is

$$V_{mech} = -Fl \cos \theta, \quad (5.38)$$

where l is the length of the link. The total energy which will enter the partition sum for a single link is

$$V(\theta, \phi) = V_{elec} + V_{mech} = -\frac{K_1 - K_2}{2} (E_x \sin \theta \cos \phi + E_y \sin \theta \sin \phi + E_z \cos \theta)^2 - \frac{K_2}{2} (E_x^2 + E_y^2 + E_z^2) - Fl \cos \theta. \quad (5.39)$$

Consider the case when F is very large so that V_{mech} is much larger than V_{elec} . Then, for fixed ϕ , $\exp(-V(\theta, \phi))$ will be largest near $\theta = 0$ and decrease as $\theta \rightarrow \pi$. So, we will approximate $\cos \theta \approx 1 - \frac{\theta^2}{2}$ and $\sin \theta \approx \theta$ near $\theta = 0$. We will now re-write $V(\theta, \phi)$ under the assumption that terms higher order than θ^2 can be neglected. Then, the energy takes the following form

$$V(\theta, \phi) = A(\phi)\theta^2 + B(\phi)\theta + C(\phi), \quad (5.40)$$

where

$$A = \frac{Fl}{2} - \frac{K_1 - K_2}{2} [E_x \cos^2 \phi + E_y \sin^2 \phi + 2E_x E_y \sin \phi \cos \phi] + \frac{(K_1 - K_2)E_z^2}{2}, \quad (5.41)$$

$$B = -(K_1 - K_2) (E_x E_z \cos \phi + E_y E_z \sin \phi), \quad (5.42)$$

$$C = -Fl - \frac{K_2}{2} (E_x^2 + E_y^2) - \frac{K_1}{2} E_z^2. \quad (5.43)$$

Now we can integrate out θ in the partition sum eqn. (3.1) using Gaussian integrals as follows.

$$\begin{aligned} Z_1 &= \int_0^{2\pi} \int_0^\pi \exp\left(-\frac{A(\phi)\theta^2 + B(\phi)\theta + C(\phi)}{k_B T}\right) \theta \, d\theta \, d\phi \\ &\approx \int_0^{2\pi} \int_0^\infty \exp\left(-\frac{A(\phi)\theta^2 + B(\phi)\theta + C(\phi)}{k_B T}\right) \theta \, d\theta \, d\phi \\ &= \int_0^{2\pi} \frac{1}{4A^{3/2}(\phi)} \exp\left(-\frac{C}{k_B T}\right) \left(2k_B T \sqrt{A(\phi)} - \sqrt{\pi k_B T} B(\phi) \exp\left(\frac{B^2(\phi)}{4A(\phi)k_B T}\right) \operatorname{erfc}\left(\frac{B(\phi)}{2\sqrt{A(\phi)k_B T}}\right)\right) d\phi \end{aligned}$$

The last integral over ϕ is a one dimensional integral, but it is difficult and must be done numerically. If we assume $B(\phi) \ll A(\phi)$, because F is large, then the second term in the parentheses in the integrand will be negligible in comparison to the first. In that case Z_1 simplifies to

$$\begin{aligned} Z_1 &= \frac{k_B T}{2} \exp\left(-\frac{C}{k_B T}\right) \int_0^{2\pi} \frac{d\phi}{\frac{Fl}{2} - \frac{K_1 - K_2}{2} (E_x \cos \phi + E_y \sin \phi)^2 + \frac{(K_1 - K_2)E_z^2}{2}} \\ &= \frac{k_B T}{2} \exp\left(-\frac{C}{k_B T}\right) \frac{2\pi}{\sqrt{\frac{Fl}{2} + \frac{(K_1 - K_2)E_z^2}{2}} \sqrt{\frac{Fl}{2} + \frac{(K_1 - K_2)(E_z^2 - E_x^2 - E_y^2)}{2}}} \end{aligned} \quad (5.44)$$

The free energy is $G(F, E_x, E_y, E_z, T) = -Nk_B T \log Z_1$, and it is given by

$$\begin{aligned} G(F, E_x, E_y, E_z, T) &= -N \left(Fl + \frac{K_2}{2} (E_x^2 + E_y^2) + \frac{K_1}{2} E_z^2 \right) - Nk_B T \log \pi k_B T \\ &\quad + \frac{Nk_B T}{2} \log \left[\frac{Fl}{2} + \frac{(K_1 - K_2)E_z^2}{2} \right] + \frac{Nk_B T}{2} \log \left[\frac{Fl}{2} + \frac{(K_1 - K_2)(E_z^2 - E_x^2 - E_y^2)}{2} \right]. \end{aligned} \quad (5.45)$$

The above expression for $G(F, E_x, E_y, E_z, T)$ is transversely isotropic with z -axis as the symmetry axis. Let us now differentiate it and get various other quantities. The polarizations are:

$$P_x = -\frac{\partial G}{\partial E_x} = NK_2 E_x + Nk_B T \frac{(K_1 - K_2)E_x}{Fl + (K_1 - K_2)(E_z^2 - E_x^2 - E_y^2)}, \quad (5.46)$$

$$P_y = -\frac{\partial G}{\partial E_y} = NK_2 E_y + Nk_B T \frac{(K_1 - K_2)E_y}{Fl + (K_1 - K_2)(E_z^2 - E_x^2 - E_y^2)}, \quad (5.47)$$

$$P_z = -\frac{\partial G}{\partial E_z} = NK_1 E_z - Nk_B T \frac{(K_1 - K_2)E_z}{Fl + (K_1 - K_2)E_z^2} - Nk_B T \frac{(K_1 - K_2)E_z}{Fl + (K_1 - K_2)(E_z^2 - E_x^2 - E_y^2)}. \quad (5.48)$$

The end-to-end distance is:

$$\langle z \rangle = -\frac{\partial G}{\partial F} = Nl - \frac{Nlk_B T}{4} \left[\frac{1}{\frac{Fl}{2} + \frac{(K_1 - K_2)E_z^2}{2}} + \frac{1}{\frac{Fl}{2} + \frac{(K_1 - K_2)(E_z^2 - E_x^2 - E_y^2)}{2}} \right]. \quad (5.49)$$

so that,

$$\lambda_z = \frac{\langle z \rangle}{L} = 1 - \frac{k_B T}{2} \left[\frac{1}{Fl + (K_1 - K_2)E_z^2} + \frac{1}{Fl + (K_1 - K_2)(E_z^2 - E_x^2 - E_y^2)} \right], \quad (5.50)$$

where we denote the stretch λ_z because the force is $\mathbf{F} = F\mathbf{e}_z$. The stretches and polarizations obtained using the above formulae match quite well with data from our Monte Carlo simulations when F_z is large and E_z is small as shown in figure 7. When $\mathbf{E} = \mathbf{0}$, then we get the familiar result $\lambda_z = 1 - \frac{k_B T}{Fl}$. Recall that for a FJC the force-extension relation is $\lambda = \coth(Fl/k_B T) - k_B T/Fl = \mathcal{L}(Fl/k_B T)$, the Langevin function. $\coth(x) \rightarrow 1$ as $x \rightarrow \infty$ in agreement with our result for large F_z . Thus, it is not surprising that the force-stretch curve for small E_z is close to the FJC result.

b. Case 2b: In the case when the force \mathbf{F} and the electric field \mathbf{E} are perpendicular to each other, say $F_z \neq 0, F_x = F_y = 0$ and $E_x \neq 0, E_y = E_z = 0$, then

$$\lambda_z = 1 - \frac{k_B T}{2} \left[\frac{1}{Fl} + \frac{1}{Fl - (K_1 - K_2)E_x^2} \right], \quad (5.51)$$

$$P_x = NK_2 E_x + Nk_B T \frac{(K_1 - K_2)E_x}{Fl - (K_1 - K_2)E_x^2}. \quad (5.52)$$

In figure 8 we plot the results of these formulae with x and z switched because that is how the Monte Carlo simulations were performed. In other words, the force is along the x -direction and the electric field is along the z -direction. The λ_x vs. F_x and P_z vs. F_x curves match the Monte Carlo data quite well for large $F_x l/k_B T$ (> 6) at $E_z = 1, 2$. As E_z becomes large the estimates from the analytical formulae get worse because these expressions assume that the electric field is small.

Before moving on, we acknowledge instances in which the analytical and Monte Carlo results exhibit some disparity, and mention the potential of another approach to the statistical mechanics problem considered in this work. In the absence of dipole-dipole interactions, the integrals for the ensemble averages (e.g. end-to-end vector, net chain dipole, etc.) can be simplified to integration in 2 dimensions. As a result, numerical quadrature is a tenable choice for performing the integration. In particular, the trapezoidal rule has been shown to converge rapidly for the integration of periodic, analytic functions [100]. In appendix A, we generate limited results of ensemble averages using the trapezoidal rule as a means for 1) briefly probing

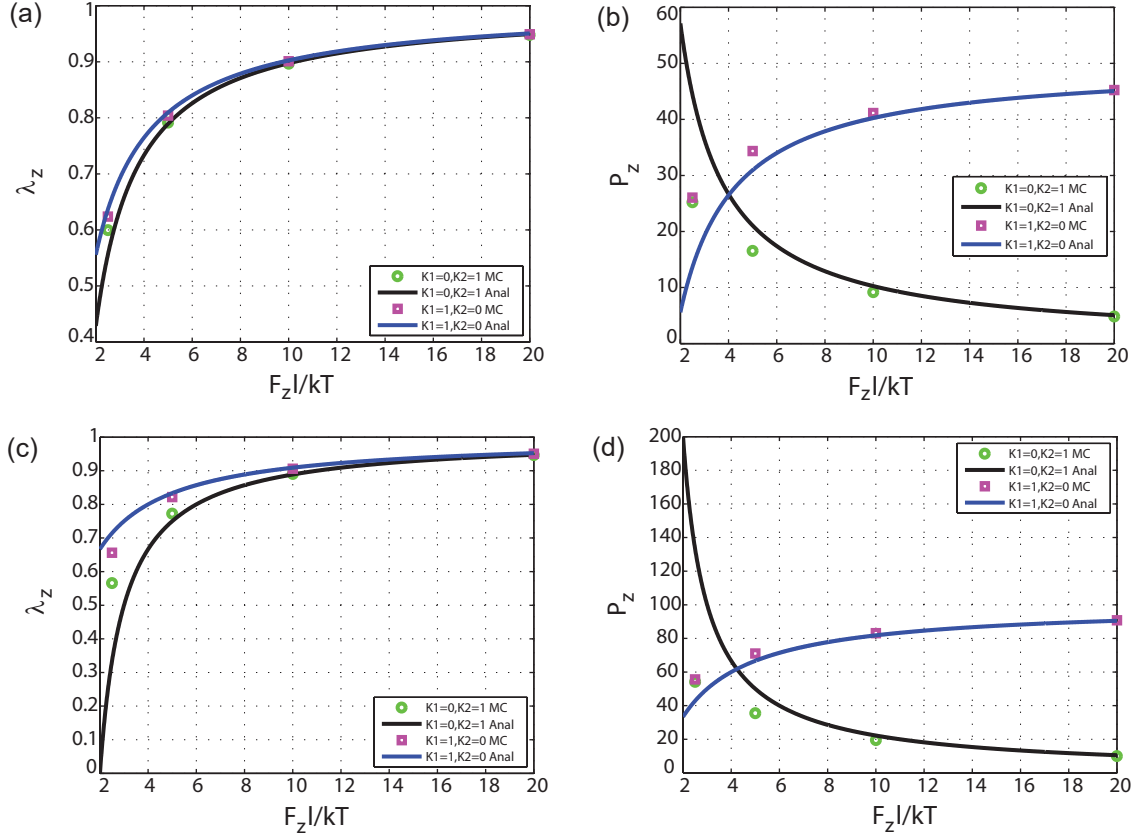


Figure 7. Stretch λ_z and polarization P_z for large values of F_z obtained from differentiating the free energy in eqn. (5.45). The curve for λ_z is obtained from eqn. (5.50) and that for P_z from eqn. (5.48). Panels (a) and (b) correspond to $E_z = 0.5$ and panels (c) and (d) to $E_z = 1$. We take $N = 100$, $k_B T = 1$ and examine both $K_1 = 0, K_2 = 1$ and $K_1 = 1, K_2 = 0$.

its suitability for statistical mechanics problems similar to the one considered in this work and 2) as a means of determining which approach—the analytical or Monte Carlo—may be more or less correct in some of the few instances in which there are disparity in their results.

5.C. Special case: Aligned electric field and force

Before moving on, we consider the special case of both the electric field and force being aligned, as it allows us to evaluate the partition function exactly. Once again, we take the z -direction along the electric field. Then, the partition function takes the simplified form:

$$Z_1 = 2\pi \exp\left(\frac{E^2 K_2}{2k_B T}\right) \int_0^\pi \exp\left(-\frac{\frac{1}{2}E^2(K_2 - K_1)\cos^2\theta - Fl\cos\theta}{kT}\right) \sin\theta d\theta \quad (5.53)$$

which is axisymmetric and, hence, can be evaluated exactly:

$$Z_1 = \pi^{3/2} \exp\left(\frac{E^2 K_2}{2k_B T} + \frac{F^2 l^2}{4\tilde{E}k_B T}\right) \sqrt{\frac{k_B T}{\tilde{E}}} \left(\operatorname{erf}\left(\frac{2\tilde{E} + Fl}{2\sqrt{\tilde{E}k_B T}}\right) + \operatorname{erf}\left(\frac{2\tilde{E} - Fl}{2\sqrt{\tilde{E}k_B T}}\right) \right) \quad (5.54)$$

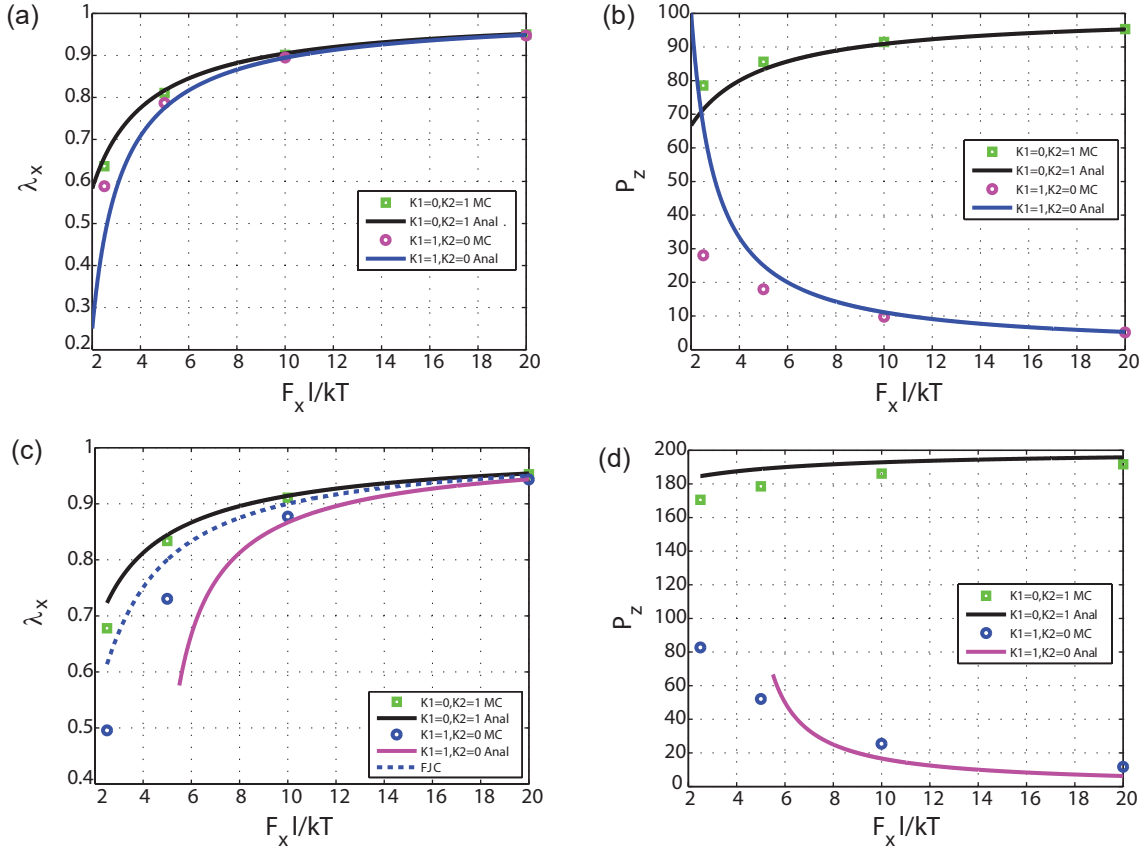


Figure 8. Stretch λ_x and polarization P_z for various values of F_x and E_z obtained from eqn. (5.51) and eqn. (5.52). Note that x and z are switched in the figure because it was assumed in the Monte Carlo simulations that the force was along x and the electric field was along the z -direction. We take $N = 100$, $k_B T = 1$ and consider both cases, $K_1 = 0, K_2 = 1$ and $K_1 = 1, K_2 = 0$. The lines are results of analytical formulae. In panels (a) and (b) the symbols are results from Monte Carlo simulations with $E_z = 1$ and in panels (c) and (d) with $E_z = 2$. The dashed line in panel (c) is the prediction of the FJC formula which assumes zero electric field.

where, for convenience, we have made the definition $\tilde{E} := E^2 (K_2 - K_1) / 2$. Next, the chain stretch in the z -direction is given by

$$\lambda = \frac{Fl}{2\tilde{E}} + \frac{\exp\left(-\frac{(2\tilde{E}+Fl)^2}{4\tilde{E}k_B T}\right) \left(\exp\left(\frac{2Fl}{k_B T}\right) - 1\right)}{\operatorname{erf}\left(\frac{Fl-2\tilde{E}}{2\sqrt{\tilde{E}k_B T}}\right) - \operatorname{erf}\left(\frac{Fl+2\tilde{E}}{2\sqrt{\tilde{E}k_B T}}\right)} \sqrt{\frac{k_B T}{\pi\tilde{E}}}. \quad (5.55)$$

We can obtain the compliance of the chain by taking $\partial\lambda/\partial F$. However, this expression is quite complicated. To probe the chain compliance in the limit of small force¹⁰, we perform a Taylor expansion of (5.55) about $F = 0$ and obtain:

$$\lambda = \frac{Fl}{2\tilde{E}} \left(1 - \frac{2\sqrt{\tilde{E}} \exp\left(-\frac{\tilde{E}}{k_B T}\right)}{\sqrt{\pi k_B T} \operatorname{erf}\left(\sqrt{\frac{\tilde{E}}{k_B T}}\right)} \right) + \mathcal{O}(F^2) \quad (5.56)$$

¹⁰ One may wonder why it was necessary to evaluate the partition function exactly if we eventually intended to expand its solution in a small parameter. However, as seen in previous works on dielectric polymer chains [52], there are important differences between using an approximate formulation before ensemble averaging and making approximations after ensemble averaging.

Neglecting higher order terms (i.e. $\mathcal{O}(F^2)$), we can easily obtain the small force compliance:

$$c = \frac{\partial \lambda}{\partial F} = \frac{l}{2\tilde{E}} \left(1 - \frac{2\sqrt{\tilde{E}} \exp\left(-\frac{\tilde{E}}{k_B T}\right)}{\sqrt{\pi k_B T} \operatorname{erf}\left(\sqrt{\frac{\tilde{E}}{k_B T}}\right)} \right). \quad (5.57)$$

We now consider the compliance in various limits:

1. When $\tilde{E} \rightarrow 0$, we recover the (small force) compliance for the classical FJC:

$$c \rightarrow \frac{l}{3k_B T}. \quad (5.58)$$

The compliance diverges as $k_B T \rightarrow 0$ which is characteristic of a second-order phase transition [101]. For the Ising model, the order parameter is magnetism (i.e. average magnetic moment). When $k_B T \rightarrow 0$, all the magnetic dipoles want to be aligned either up or down. A magnetism of zero is an unstable equilibrium when the applied magnetic field is zero. There needs to be a small perturbation in the applied magnetic field, either up or down, for the system to magnetize. In this case, the magnetic susceptibility is diverging. Similarly, for the classical FJC, $\lambda = 0$ is an unstable equilibrium when $F = 0$. We need a small perturbation in the force and then we have a jump, in that direction, to a fully stretched chain. It is also useful to consider why collective behavior occurs in either case. For the Ising model, collective behavior emerges because magnetic dipoles interact with their neighbors. For the FJC, collective behavior emerges from a different kind of interaction; instead, collective behavior occurs because tension is transmitted through the chain for any finite force. In contrast to a nearest neighbor interaction, it is a kind of global, mechanical interaction.

2. Interestingly, when $\tilde{E} \rightarrow -\infty$ (i.e. $K_1 > K_2$ and $E \rightarrow \infty$), the compliance takes the form

$$c \rightarrow \frac{l}{k_B T}. \quad (5.59)$$

We see here that again the compliance diverges, but it does so 3 times more rapidly than in the $\tilde{E} \rightarrow 0$ limit. This has a nice geometric interpretation to it. In the limit of $\tilde{E} \rightarrow -\infty$, the electrical potential energy landscape has infinitely deep wells at $\hat{\mathbf{n}} = \hat{E}$ and $\hat{\mathbf{n}} = -\hat{E}$, so that, effectively, the links only have a single degree of freedom. They can either be in the field direction or opposite the field direction. The dimensionality of the system, in a certain sense, has been reduced from 3D to 1D; hence the compliance diverging 3 times more rapidly as $k_B T \rightarrow 0$.

3. For any finite $\tilde{E} > 0$ (i.e. $K_2 > K_1$ and $E \neq 0$), the compliance takes the form

$$c \rightarrow \frac{l}{2} \quad (5.60)$$

in the limit $k_B T \rightarrow 0$. Thus, in this case, a phase transition does not occur, even in the limit of zero temperature. This can be understood by considering that, when $K_2 > K_1$, links prefer to be orthogonal to the field direction which, by assumption, is also the direction of the applied force. So although the chain no longer has an entropic stiffness, there is a stiffness induced by the electric field which keeps the compliance from diverging. We remark that, while the case of F orthogonal to E and $K_2 > K_1$ cannot be investigated by exactly evaluating the partition function, the results of this section suggest that this case would also exhibit a second-order phase transition where, if $\tilde{E} \rightarrow \infty$, the compliance diverges as $l/2k_B T$.

The link flipping algorithm outlined in Section 4.C performs well even as the system approaches $\tilde{E} \rightarrow -\infty$. However, we suspect that the MCMC simulations exhibited poor convergence when $K_1 > K_2$, the

electric field was large, the applied force was large, and the electric field and force were orthogonal, or nearly orthogonal, to each other, because of a kind of symmetry-breaking that occurs as the magnitude of the force increases. It is possible that this is a sign of the emergence of a first-order phase transition; however, analyzing this case presents a formidable challenge and is left for future work. It is interesting that phase transitions occur at all, and illustrate the complexity of the thermodynamics of dielectric polymer chains, given that we have neglected dipole-dipole interactions. The influence of dipole-dipole interactions is also a topic the authors intend to explore in future work.

6. Thermodynamic limit and comparison of with end-to-end vector ensemble

One of the motivations in investigating the fixed force ensemble for dielectric polymer chains was to make a comparison with previous results in the fixed end-to-end vector ensemble so as to probe the existence and qualities of the thermodynamic limit; that is, the limit in which the differences in behavior between the two ensembles becomes negligible. For polymer chains in the absence of pairwise interactions or interactions with external fields (e.g. electromagnetic fields), the differences between the end-to-end vector and force ensembles are negligible in the long chain limit [69, 71]—which Treloar [69] shows to be $N \geq 100$. It is not clear, however, whether the differences between the ensembles at $N \geq 100$ are still negligible when the monomers of the chains are interacting with an electric field. Unfortunately, the equations for the statistical mechanics of the dielectric polymer chain make it difficult, if not impossible, to evaluate the partition function exactly in either ensemble; and, further, different approximations are more or less appropriate in either case. It is difficult then to determine—when there are differences between the two ensembles—whether or not the differences are physically meaningful or a consequence of choice of approximation. For these reasons, a general quantitative comparison between the two ensembles is beyond reach. However, we can be confident that when there are notable phenomena that the two ensembles share that they are physically relevant and a qualitative feature of dielectric chains in the thermodynamic limit. Along these lines, we compare the two ensembles at $N = 100$ and note the following similarities:

1. The free energy is a transversely isotropic function of its arguments. For the fixed force ensemble, the free energy depends on $\mathbf{E} \cdot \mathbf{E}$, $\mathbf{E} \cdot \mathbf{F}$, and $\mathbf{F} \cdot \mathbf{F}$. Similarly, for the fixed end-to-end vector ensemble, the free energy is a function of $\mathbf{E} \cdot \mathbf{E}$, $\mathbf{E} \cdot \mathbf{r}$, and $\mathbf{r} \cdot \mathbf{r}$ [58].
2. The polymer stiffness depends on $|\mathbf{E}|$ and the direction of the applied force relative to the electric field in the force ensemble; and its stiffness depends on $|\mathbf{E}|$, and the direction of end-to-end vector relative to the electric field in the end-to-end ensemble. For $K_2 > K_1$, chains become more stiff with increasing $|\mathbf{E}|$ when forced or stretched in the field direction (see Figure 2 or Figure 9). For $K_1 > K_2$, chains become less stiff with increasing $|\mathbf{E}|$ when forced or stretched in the field direction (see Figure 4 or Figure 9). This occurs because, for $K_2 > K_1$, when $\hat{\mathbf{n}}$ is in the direction of the electric field, the link is in a (local) maximum electrical energy state; and, for $K_1 > K_2$, when $\hat{\mathbf{n}}$ is in the direction of the electric field, the link is in a (local) minimum electrical energy state. Therefore, an electric-field-induced symmetry breaking of the (otherwise isotropic) chain stiffness is a feature of dielectric chains regardless of ensemble choice and, consequently, a feature of the thermodynamic limit. For dielectric elastomer networks, this symmetry breaking is an important component for intrinsic electrostriction [52].

Beyond qualitative agreement, Figure 9 shows an excellent quantitative agreement between the two ensembles regarding the force-stretch relationship for $|\mathbf{E}| \sqrt{|K_1 - K_2|/k_B T} = \frac{1}{2}, 1, \text{ and } 2$; and for both cases: $K_1 < K_2$ (a) and $K_1 > K_2$ (b). We remark that the agreement is poor however when $K_1 > K_2$ and $|\mathbf{E}| \sqrt{|K_1 - K_2|/k_B T} \ll 1$, as the approximate expression for the force ensemble can suffer from numerical instabilities in this regime. Similarly, the agreement is poor when $K_1 > K_2$ and $|\mathbf{E}| \sqrt{|K_1 - K_2|/k_B T} \gtrsim 5$, as the approximate expression for the end-to-end vector ensemble begins to produce nonphysical results in this regime [58].

3. The chain polarization depends on the applied force (end-to-end vector) (see Figure 2.b and Figure 4.b)

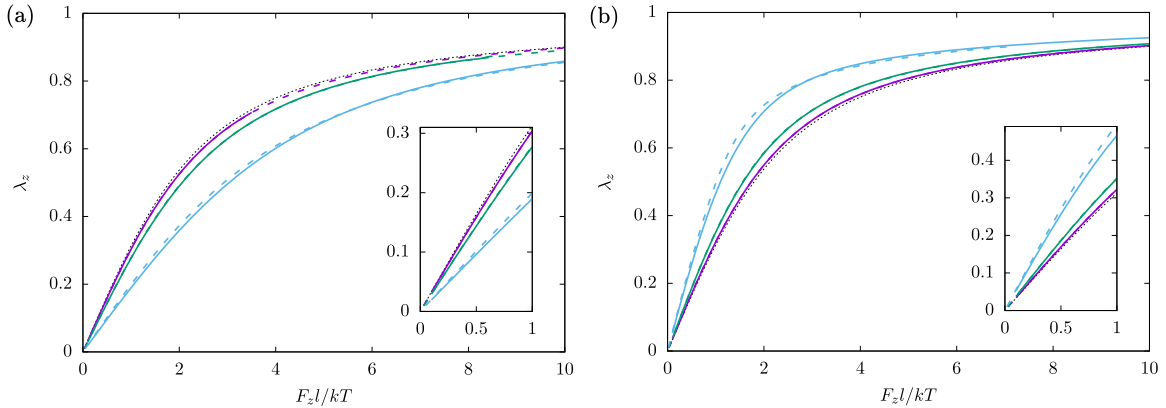


Figure 9. Comparison of the force-stretch relationship as obtained by the force ensemble (solid lines) and end-to-end ensemble [58] (dashed lines) for $N = 100$, and $|\mathbf{E}|\sqrt{|K_1 - K_2|/k_B T} = \frac{1}{2}, 1$, and 2 (magenta, green, and blue lines, respectively; the black dotted line shows the classical FJC result). (a) shows the $K_1 < K_2$ case and (b) shows the $K_1 > K_2$ case.

in a nontrivial way because as the force (stretch) increases, the average monomer alignment is shifted to the direction of force (stretch) and the polarization of a link depends on \hat{n} . Importantly, the force (and end-to-end vector) dependence of the chain polarization is such that the chain polarization may be misaligned with the electric field (see (5.46)–(5.48)). For an individual chain, the misalignment of its polarization with the electric field means that it will experience an electrostatic torque [58]. For an elastomer network, the misalignment can propagate to the continuum-scale and lead to asymmetric electromechanical modes of actuation [52].

7. Conclusions

The primary accomplishment of this work is to provide new insights into the coupled electromechanical behavior of polymers. In contrast to top-down approaches that are based on developing continuum models based on experimental observations, our approach starts from discrete models at the scale of monomers and uses statistical mechanics to coarse-grain to the continuum scale. An important advance in this work is that it goes beyond the mean-field approximation that was used in prior approaches, e.g. [57, 58]. This was enabled through the use of a fixed chain force ensemble, rather than the dual fixed chain extension ensemble that was used in prior approaches. In addition, to compare the closed-form approximate expressions with numerical approaches, we develop a new adaptation of Monte Carlo (MC) methods inspired by ferromagnetic Ising model approaches. We highlight that all our closed-form predictions agree well with the MC simulations in the appropriate limits. Further, our results agree with the fixed chain extension ensemble in various qualitative aspects, as well as in those cases where quantitative comparison can be made.

Based on the new analysis and numerical strategies, we derive expressions for the stretch and polarization, that simplify to closed-form in the following regimes:

1. *The component of the force perpendicular to the field is small.* We consider the cases $K_1 < K_2$ and $K_2 < K_1$, with K_1 and K_2 the polarizability along and normal, respectively, to the monomer. We find that when $K_1 < K_2$, the chain stretches less in response to a force (or is less responsive to force) than a freely-jointed chain with zero electric field. When $K_2 < K_1$, the chain stretches more in response to a force (or is more responsive to force) than a freely-jointed-chain. This can be rationalized by noticing that the electric field tends to align the monomers normal to itself when $K_1 < K_2$, whereas the field tends to align the monomers parallel to itself when $K_2 < K_1$. In both

settings, we obtain closed-form expressions in the limit that an (appropriately nondimensionalized) electric field is much larger than the applied force.

2. *The electric field and the force are perpendicular.* This setting corresponds to the practically-important case of dielectric elastomers used in a typical actuation mode. We find that in this setting, chains composed of monomers with $K_2 < K_1$ are more responsive compared to monomers with $K_1 < K_2$. The reason is that both the electric field and the force work together to align the links normal to the field [32].
3. *The force is dominant over the electric field.* We find that $K_2 < K_1$ leads to a chain that is more responsive than the FJC case, and $K_1 < K_2$ leads to the opposite.
4. *The electric field and the force are aligned.* In this setting, we derive an exact expression for the stretch and an approximation for its stiffness. We show that if $K_1 > K_2$ the chain stiffness diverges when $k_B T \rightarrow 0$. We further demonstrate that if $K_2 > K_1$, the chain is stable under all loads. This analysis hints at the possibility that when $K_2 > K_1$, the stiffness diverges when the electric field is perpendicular to the force.

We finally highlight important limitations of our work, and the potential for future work to go beyond these limitations.

1. Our final results are not posed in terms of a standard free energy that can be directly used in continuum calculations. That is, we do not obtain an explicit (Helmholtz) free energy density as a function of the deformation gradient and polarization, that could then be used in solving boundary value problems at the continuum scale. Instead, our energy densities have as arguments the electric field and the force. In principle, these energy densities have the same information as the Helmholtz free energy density, and are dual to each other in a standard Legendre transform. However, performing a Legendre transform to obtain closed-form expressions is challenging, and an important goal for the future.
2. We neglect dipole-dipole interactions, following prior work [57, 58]. While this is justifiable in regimes in which the external applied field is large, it can potentially miss important physics. In particular, the dipole-dipole interactions make the problem highly nonlocal, which is challenging for analysis but could lead to rich physics.
3. The use of a fixed force ensemble has fewer kinematic constraints than the typical fixed chain extension ensemble. Therefore, it provides the possibility of better capturing potential instabilities and phase transformations. Exploring such instabilities could provide new strategies for nonlinear enhancement of the electromechanical coupling.

Software availability

A version of the code developed for this work is available at <https://github.com/grasingerm/polymer-stats>.

Acknowledgments

PKP acknowledges partial support for this work from an NSF grant NSF CMMI 1662101. K.D. acknowledges support from NSF (1635407), ARO (W911NF-17-1-0084), ONR (N00014-18-1-2528), BSF (2018183), and AFOSR (MURI FA9550-18-1-0095). GdB acknowledges support from BSF (2018183). We acknowledge NSF for computing resources provided by Pittsburgh Supercomputing Center.

A. Trapezoidal rule

In the absence of dipole-dipole interactions, the integrals for the ensemble averages (e.g. end-to-end vector, net chain dipole, etc.) can be simplified to integration in 2 dimensions (see, for example, (3.1)–(3.6)). Since the dimensionality of the integration space is not too large, numerical quadrature is a tenable choice for performing the integration. The trapezoidal rule is a kind of numerical quadrature which exhibits rapid convergence [100] for integrating functions which are both analytic and periodic; thus, it represents a promising approach for (3.1)–(3.6).

Consider $I = \int_a^b f(x) dx$. The trapezoidal rule consists of discretizing the interval into $m + 1$ points, $x_0 = a < x_1 < x_2 < \dots < x_{m-1} < b = x_m$, and approximating the area under f by summing the area of the m trapezoids with the vertices $\{(x_{i-1}, 0), (x_{i-1}, f(x_{i-1})), (x_i, 0), (x_i, f(x_i))\}$, $i = 1, \dots, m$. For computational simplicity (and efficiency), we assume that the points are evenly spaced and let $h := (b - a) / m$ such that $h = x_i - x_{i-1}$ for all i . Then,

$$I \approx I_t = h \left(\frac{f(a) + f(b)}{2} + \sum_{i=1}^{m-1} f(x_i) \right) \quad (\text{A1})$$

and $|I_t - I| \rightarrow 0$ as $m \rightarrow \infty$. An alternative way to understand the trapezoidal rule is that it corresponds with approximating f by a piecewise linear function and then integrating the approximate function over $[a, b]$. In general, the error decays as $\mathcal{O}(h^2)$ but for analytic, periodic functions the method converges exponentially [100].

Here we test the trapezoidal rule for approximating ensemble averages by generating results for some of the limited cases in which the analytical and Monte Carlo results showed some disparity. In figure 10, the results for λ_z (panel (a)) and P_z (panel (b)) as a function of $F_z l / kT$ are shown for the analytical approach (solid line), the trapezoidal rule (dashed lines), and the Monte Carlo simulations (symbols). As expected, the trapezoidal rule agrees quite well, in general, which highlights its suitability as a method for statistical mechanics problems of this type. Where there is some disparity between the analytical and Monte Carlo results, the trapezoidal rule appears to agree more closely to the Monte Carlo simulations at small F_z (i.e. $F_z l / kT \leq 0.5$) and more closely to the analytical results for $F_z l / kT > 0.5$. This suggests that the noise that appears in the Monte Carlo results when the force becomes significant ($F_z l / kT > 0.5$) is indeed nonphysical. A similar effect can be seen in figure 11 which shows the analytical, Monte Carlo, and trapezoidal rule results for λ_z as a function of E_z for fixed $F_z l / kT = 0.5$ and 1.0. There, the Monte Carlo data appears noisy relative to the analytical and trapezoidal rule approaches when both the force and electric field are significant ($E_z \geq 5$).

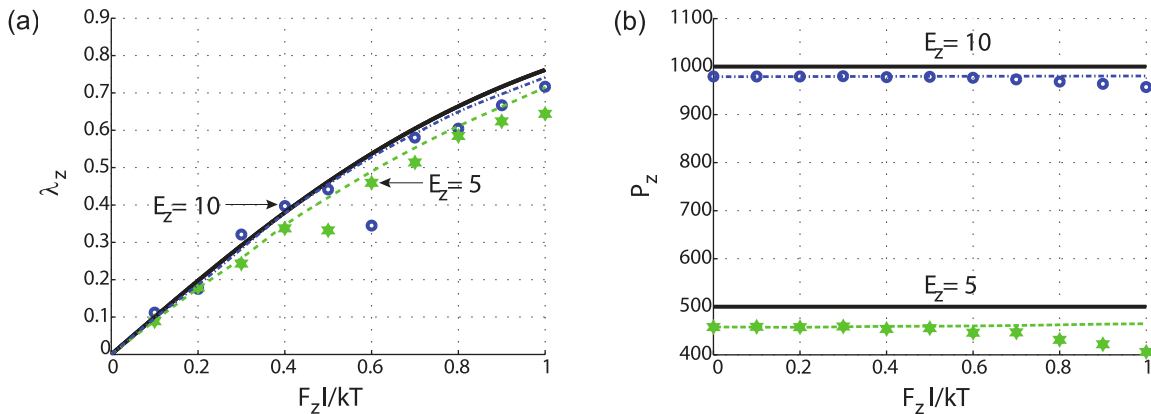


Figure 10. (a) Stretch, λ_z , and (b) polarization, P_z , for various values of F_z and E_z . We assume $N = 100$, $K_1 = 1$, $K_2 = 0$ and $k_B T = 1$. The solid lines are results of analytical formulae eqn. (5.26) and eqn. (5.27); the dashed lines are the results of the trapezoidal rule with $E_z = 5$ as green dashed and $E_z = 10$ as blue dash-dot; and the symbols are results from Monte Carlo simulations with $E_z = 5$ as green stars, and $E_z = 10$ as blue circles.

In summary, numerical quadrature, and in particular, the trapezoidal rule present an alternative approach to the computational statistical mechanics of dielectric polymer chains in the absence of dipole-dipole interactions. Given the noise of the Monte Carlo results when the effects of both the force and electric

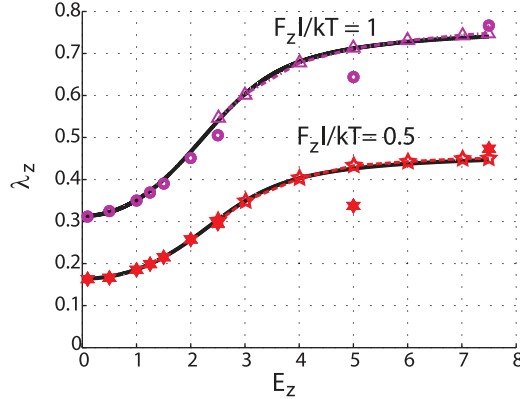


Figure 11. Stretch, λ_z , as a function of E_z for fixed $F_z l / kT = 0.5$ and 1.0 . We assume $N = 100$, $K_1 = 1$, and $K_2 = 0$. The solid lines are results of analytical formulae; the dashed lines with points are the results of the trapezoidal rule with $F_z l / kT = 0.5$ as red dashed with open stars and $F_z l / kT = 1.0$ as magenta dash-dot with triangles; and the symbols are results from Monte Carlo simulations with $F_z l / kT = 0.5$ as red stars, and $F_z l / kT = 1.0$ as magenta circles.

field are significant, quadrature rules can be seen as the more robust computational approach for the system considered in this work. However, it is also important to consider the following potential limitations:

1. While the convergence of the trapezoidal rule is rapid for the types of integrals considered in this work, it may still be slow relative to Monte Carlo simulations when the probability distribution has a single sharp peak (i.e. only one of E_z or F_z is significant). In such cases, only a small subset of Γ contributes meaningfully to the integral. The importance sampling of the MCMC method focuses computational resources primarily at the peak of the probability distribution which is contributing significantly to the integral, whereas the trapezoidal rule (at least the variant considered in this appendix) samples uniformly over the interval, often making potentially costly computations that result in negligible contributions to the final result. There are, however, variants of the trapezoidal rule which adaptively use a higher density of integration points near localized regions with sharp features such as peaks and a coarser set of points elsewhere [102, 103]. These adaptive variants of the trapezoidal rule would likely have comparable (or perhaps even greater) efficiency than MCMC importance sampling—even when the probability distribution has a single sharp peak. Yet another possible approach is that of p -adaptive quadratures such as the Clenshaw-Curtis rule [104] which was used to study dielectric polymer chains in [58]. A more detailed comparison of these various methods is outside the scope of this work.
2. More importantly, quadrature rules are no longer tenable when considering dielectric polymer chains with dipole-dipole interactions as the integrals for ensemble averages are over a high dimensional space, $2N$. Since dielectric polymers with dipole-dipole interactions are a topic of interest for future work, we have primarily restricted our attention towards developing MCMC techniques.

-
- [1] Taylor H Ware, John S Biggins, Andreas F Shick, Mark Warner, and Timothy J White. Localized soft elasticity in liquid crystal elastomers. *Nature communications*, 7(1):1–7, 2016.
 - [2] Carmel Majidi. Soft robotics: a perspective—current trends and prospects for the future. *Soft Robotics*, 1(1): 5–11, 2014.
 - [3] Ailish O’Halloran, Fergal O’malley, and Peter McHugh. A review on dielectric elastomer actuators, technology, applications, and challenges. *Journal of Applied Physics*, 104(7):9, 2008.

- [4] Feifei Chen and Michael Yu Wang. Design optimization of soft robots: A review of the state of the art. *IEEE Robotics & Automation Magazine*, 2020.
- [5] Lingling Chen, Xu Yang, Binglei Wang, Shengyou Yang, Kaushik Dayal, and Pradeep Sharma. The interplay between symmetry-breaking and symmetry-preserving bifurcations in soft dielectric films and the emergence of giant electro-actuation. *Extreme Mechanics Letters*, 43:101151, 2021.
- [6] Samuel Shian, Katia Bertoldi, and David R Clarke. Dielectric elastomer based “grippers” for soft robotics. *Advanced Materials*, 27(43):6814–6819, 2015.
- [7] Paul Brochu and Qibing Pei. Dielectric elastomers for actuators and artificial muscles. *Electroactivity in polymeric materials*, pages 1–56, 2012.
- [8] Nanshu Lu and Dae-Hyeong Kim. Flexible and stretchable electronics paving the way for soft robotics. *Soft Robotics*, 1(1):53–62, 2014.
- [9] Siegfried Bauer, Simona Bauer-Gogonea, Ingrid Graz, Martin Kaltenbrunner, Christoph Keplinger, and Reinhard Schwödjaier. 25th anniversary article: a soft future: from robots and sensor skin to energy harvesters. *Advanced Materials*, 26(1):149–162, 2014.
- [10] Michael D Bartlett, Andrew Fassler, Navid Kazem, Eric J Markvicka, Pratiti Mandal, and Carmel Majidi. Stretchable, high-k dielectric elastomers through liquid-metal inclusions. *Advanced Materials*, 28(19):3726–3731, 2016.
- [11] Yoseph Bar-Cohen. *Electroactive polymer (EAP) actuators as artificial muscles*. SPIE–The International Society for Optical Engineering, 2004.
- [12] Federico Carpi, Roy Kornbluh, Peter Sommer-Larsen, and Gursel Alici. Electroactive polymer actuators as artificial muscles: are they ready for bioinspired applications? *Bioinspiration & Biomimetics*, 6(4):045006, 2011.
- [13] P Ponte Castañeda and E Galipeau. Homogenization-based constitutive models for magnetorheological elastomers at finite strain. *Journal of the Mechanics and Physics of Solids*, 59(2):194–215, 2011.
- [14] Evan Galipeau and Pedro Ponte Castañeda. A finite-strain constitutive model for magnetorheological elastomers: magnetic torques and fiber rotations. *Journal of the Mechanics and Physics of Solids*, 61(4):1065–1090, 2013.
- [15] Anil Erol, Saad Ahmed, Zoubeida Ounaies, and Paris von Lockette. A microstructure-based approach to modeling electrostriction that accounts for variability in spatial locations of domains. *Journal of the Mechanics and Physics of Solids*, 124:35–62, 2019.
- [16] Jiangshui Huang, Tiefeng Li, Choon Chiang Foo, Jian Zhu, David R Clarke, and Zhigang Suo. Giant, voltage-actuated deformation of a dielectric elastomer under dead load. *Applied Physics Letters*, 100(4):041911, 2012.
- [17] Kwang J Kim and Satoshi Tadokoro. Electroactive polymers for robotic applications. *Artificial Muscles and Sensors*, 23:291, 2007.
- [18] Oscar Lopez-Pamies. Elastic dielectric composites: Theory and application to particle-filled ideal dielectrics. *Journal of the Mechanics and Physics of Solids*, 64:61–82, 2014.
- [19] Oluwaseun A Araromi, Irina Gavrilovich, Jun Shintake, Samuel Rosset, Muriel Richard, Volker Gass, and Herbert R Shea. Rollable multisegment dielectric elastomer minimum energy structures for a deployable microsatellite gripper. *IEEE/ASME Transactions on mechatronics*, 20(1):438–446, 2014.
- [20] Gih-Keong Lau, Kim-Rui Heng, Anansa S Ahmed, and Milan Shrestha. Dielectric elastomer fingers for versatile grasping and nimble pinching. *Applied Physics Letters*, 110(18):182906, 2017.
- [21] S Pourazadi, Huythong Bui, and C Menon. Investigation on a soft grasping gripper based on dielectric elastomer actuators. *Smart Materials and Structures*, 28(3):035009, 2019.
- [22] Ruike Zhao, Yoonho Kim, Shawn A Chester, Pradeep Sharma, and Xuanhe Zhao. Mechanics of hard-magnetic soft materials. *Journal of the Mechanics and Physics of Solids*, 124:244–263, 2019.
- [23] Mason Zadan, Cerwyn Chiew, Carmel Majidi, and Mohammad H Malakooti. Liquid metal architectures for soft and wearable energy harvesting devices. *Multifunctional Materials*, 4(1):012001, 2021.
- [24] Jiahe Liao and Carmel Majidi. Soft actuators by electrochemical oxidation of liquid metal surfaces. *Soft Matter*, 2021.
- [25] Navid Zolfaghari, Pratik Khandagale, Michael J Ford, Kaushik Dayal, and Carmel Majidi. Network topologies dictate electromechanical coupling in liquid metal–elastomer composites. *Soft Matter*, 16(38):8818–8825, 2020.
- [26] Mahnoush Babaei, Junfeng Gao, Arul Clement, Kaushik Dayal, and M Ravi Shankar. Torque-dense photomechanical actuation. *Soft Matter*, 17(5):1258–1266, 2021.
- [27] Xuanhe Zhao and Qiming Wang. Harnessing large deformation and instabilities of soft dielectrics: Theory, experiment, and application. *Applied Physics Reviews*, 1(2):021304, 2014.

- [28] Johannes TB Overvelde, Tamara Kloek, Jonas JA D'haen, and Katia Bertoldi. Amplifying the response of soft actuators by harnessing snap-through instabilities. *Proceedings of the National Academy of Sciences*, 112(35):10863–10868, 2015.
- [29] Christoph Keplinger, Tiefeng Li, Richard Baumgartner, Zhigang Suo, and Siegfried Bauer. Harnessing snap-through instability in soft dielectrics to achieve giant voltage-triggered deformation. *Soft Matter*, 8(2):285–288, 2012.
- [30] Matthew Grasinger and Kaushik Dayal. Architected elastomer networks for optimal electromechanical response. *Journal of the Mechanics and Physics of Solids*, 146:104171, 2021. ISSN 0022-5096.
- [31] Matthew Grasinger, Kosar Mozaffari, and Pradeep Sharma. Flexoelectricity in soft elastomers and the molecular mechanisms underpinning the design and emergence of giant flexoelectricity. *Proceedings of the National Academy of Sciences*, 118(21), 2021. ISSN 0027-8424. doi:10.1073/pnas.2102477118. URL <https://www.pnas.org/content/118/21/e2102477118>.
- [32] Noy Cohen and Gal deBotton. Electromechanical interplay in deformable dielectric elastomer networks. *Physical review letters*, 116(20):208303, 2016.
- [33] A Tutcuoglu and Carmel Majidi. Energy harvesting with stacked dielectric elastomer transducers: Nonlinear theory, optimization, and linearized scaling law. *Applied Physics Letters*, 105(24):241905, 2014.
- [34] Yoonho Kim, German A Parada, Shengduo Liu, and Xuanhe Zhao. Ferromagnetic soft continuum robots. *Science Robotics*, 4(33), 2019.
- [35] Yoonho Kim, Hyunwoo Yuk, Ruike Zhao, Shawn A Chester, and Xuanhe Zhao. Printing ferromagnetic domains for untethered fast-transforming soft materials. *Nature*, 558(7709):274–279, 2018.
- [36] Sheng Xu, Yihui Zhang, Jiung Cho, Juhwan Lee, Xian Huang, Lin Jia, Jonathan A Fan, Yewang Su, Jessica Su, Huigang Zhang, et al. Stretchable batteries with self-similar serpentine interconnects and integrated wireless recharging systems. *Nature communications*, 4(1):1–8, 2013.
- [37] Sheng Xu, Yihui Zhang, Lin Jia, Kyle E Mathewson, Kyung-In Jang, Jeonghyun Kim, Haoran Fu, Xian Huang, Pranav Chava, Renhan Wang, et al. Soft microfluidic assemblies of sensors, circuits, and radios for the skin. *Science*, 344(6179):70–74, 2014.
- [38] John A Rogers, Takao Someya, and Yonggang Huang. Materials and mechanics for stretchable electronics. *science*, 327(5973):1603–1607, 2010.
- [39] Seung-Kyun Kang, Rory KJ Murphy, Suk-Won Hwang, Seung Min Lee, Daniel V Harburg, Neil A Krueger, Jiho Shin, Paul Gamble, Huanyu Cheng, Sooyoun Yu, et al. Bioresorbable silicon electronic sensors for the brain. *Nature*, 530(7588):71–76, 2016.
- [40] Jean Won Kwak, Mengdi Han, Zhaoqian Xie, Ha Uk Chung, Jong Yoon Lee, Raudel Avila, Jessica Yohay, Xuexian Chen, Cunman Liang, Manish Patel, et al. Wireless sensors for continuous, multimodal measurements at the skin interface with lower limb prostheses. *Science translational medicine*, 12(574), 2020.
- [41] Gal deBotton, Limor Tevet-Deree, and Esteban Ariel Socolsky. Electroactive heterogeneous polymers: analysis and applications to laminated composites. *Mechanics of Advanced Materials and Structures*, 14:13–22, 2007.
- [42] Lixiu Tian, Limor Tevet-Deree, Gal deBotton, and Kaushik Bhattacharya. Dielectric elastomer composites. *J. Mech. Phys. Solids*, 60:181–198, 2012.
- [43] Stephan Rudykh, Kaushik Bhattacharya, and Gal deBotton. Snap-through actuation of thick-wall electroactive balloons. *Int. J. Nonlinear Mech.*, 47:206–209, 2012.
- [44] Mihai Duduta, Ehsan Hajiesmaili, Huichan Zhao, Robert J Wood, and David R Clarke. Realizing the potential of dielectric elastomer artificial muscles. *Proceedings of the National Academy of Sciences*, 116(7):2476–2481, 2019.
- [45] Ron Pelrine, Roy Kornbluh, and Guggi Kofod. High-strain actuator materials based on dielectric elastomers. *Advanced Materials*, 12(16):1223–1225, 2000.
- [46] Ron Pelrine, Roy D Kornbluh, Joseph Eckerle, Philip Jeuck, Seajin Oh, Qibing Pei, and Scott Stanford. Dielectric elastomers: generator mode fundamentals and applications. In *Smart Structures and Materials 2001: Electroactive Polymer Actuators and Devices*, volume 4329, pages 148–156. International Society for Optics and Photonics, 2001.
- [47] Guggi Kofod. The static actuation of dielectric elastomer actuators: how does pre-stretch improve actuation? *Journal of Physics D: Applied Physics*, 41(21):215405, 2008.
- [48] Guggi Kofod and Peter Sommer-Larsen. Silicone dielectric elastomer actuators: Finite-elasticity model of actuation. *Sensors and Actuators A: Physical*, 122(2):273–283, 2005.
- [49] Guggi Kofod, Peter Sommer-Larsen, Roy Kornbluh, and Ron Pelrine. Actuation response of polyacrylate dielectric elastomers. *Journal of intelligent material systems and structures*, 14(12):787–793, 2003.

- [50] Matthias Kolloosche, Jian Zhu, Zhigang Suo, and Guggi Kofod. Complex interplay of nonlinear processes in dielectric elastomers. *Physical Review E*, 85(5):051801, 2012.
- [51] Michael Wissler and Edoardo Mazza. Mechanical behavior of an acrylic elastomer used in dielectric elastomer actuators. *Sensors and Actuators A: Physical*, 134(2):494–504, 2007.
- [52] Matthew Grasinger, Carmel Majidi, and Kaushik Dayal. Nonlinear statistical mechanics drives intrinsic electrostriction and volumetric torque in polymer networks. *Physical Review E*, 103:042504, 2021.
- [53] Ehsan Hajiesmaili and David R Clarke. Reconfigurable shape-morphing dielectric elastomers using spatially varying electric fields. *Nature communications*, 10(1):1–7, 2019.
- [54] Alex Chortos, Jie Mao, Jochen Mueller, Ehsan Hajiesmaili, Jennifer A Lewis, and David R Clarke. Printing reconfigurable bundles of dielectric elastomer fibers. *Advanced Functional Materials*, page 2010643, 2021.
- [55] Ehsan Hajiesmaili, Eesha Khare, Alex Chortos, Jennifer Lewis, and David R Clarke. Voltage-controlled morphing of dielectric elastomer circular sheets into conical surfaces. *Extreme Mechanics Letters*, 30:100504, 2019.
- [56] Morteza Hakimi Siboni and Pedro Ponte Castañeda. Fiber-constrained, dielectric-elastomer composites: finite-strain response and stability analysis. *Journal of the Mechanics and Physics of Solids*, 68:211–238, 2014.
- [57] Noy Cohen, Kaushik Dayal, and Gal deBotton. Electroelasticity of polymer networks. *Journal of the Mechanics and Physics of Solids*, 92:105–126, 2016.
- [58] Matthew Grasinger and Kaushik Dayal. Statistical mechanical analysis of the electromechanical coupling in an electrically-responsive polymer chain. *Soft Matter*, 16:6265–6284, 2020.
- [59] Mikhail Itskov, Vu Ngoc Khiêm, and Sugeng Waluyo. Electroelasticity of dielectric elastomers based on molecular chain statistics. *Mathematics and Mechanics of Solids*, 2018.
- [60] Junshi Zhang, Hualing Chen, and Dichen Li. Nonlinear dynamical model of a soft viscoelastic dielectric elastomer. *Physical Review Applied*, 8(6):064016, 2017.
- [61] Tianhu He, Xuanhe Zhao, and Zhigang Suo. Dielectric elastomer membranes undergoing inhomogeneous deformation. *Journal of Applied Physics*, 106(8):083522, 2009.
- [62] Michael Bozlar, Christian Punckt, Sibel Korkut, Jian Zhu, Choon Chiang Foo, Zhigang Suo, and Ilhan A Aksay. Dielectric elastomer actuators with elastomeric electrodes. *Applied physics letters*, 101(9):091907, 2012.
- [63] Xuanhe Zhao and Zhigang Suo. Method to analyze electromechanical stability of dielectric elastomers. *Applied Physics Letters*, 91(6):061921, 2007.
- [64] Junshi Zhang, Hualing Chen, and Dichen Li. Method to control dynamic snap-through instability of dielectric elastomers. *Physical Review Applied*, 6(6):064012, 2016.
- [65] Bo Li, Junshi Zhang, Hualing Chen, and Dichen Li. Voltage-induced pinnacle response in the dynamics of dielectric elastomers. *Physical review E*, 93(5):052506, 2016.
- [66] Xuanhe Zhao and Zhigang Suo. Theory of dielectric elastomers capable of giant deformation of actuation. *Physical review letters*, 104(17):178302, 2010.
- [67] Giuseppe Zurlo, Michel Destrade, Domenico DeTommasi, and Giuseppe Puglisi. Catastrophic thinning of dielectric elastomers. *Physical review letters*, 118(7):078001, 2017.
- [68] David L Henann, Shawn A Chester, and Katia Bertoldi. Modeling of dielectric elastomers: Design of actuators and energy harvesting devices. *Journal of the Mechanics and Physics of Solids*, 61(10):2047–2066, 2013.
- [69] L R G Treloar. *The physics of rubber elasticity*. Oxford University Press, 1975.
- [70] Werner Kuhn and F Grün. Beziehungen zwischen elastischen konstanten und dehnungsdoppelbrechung hochelastischer stoffe. *Kolloid-Zeitschrift*, 101(3):248–271, 1942.
- [71] Jerome Harris Weiner. *Statistical mechanics of elasticity*. Courier Corporation, 2012.
- [72] Ellen M Arruda and Mary C Boyce. A three-dimensional constitutive model for the large stretch behavior of rubber elastic materials. *Journal of the Mechanics and Physics of Solids*, 41(2):389–412, 1993.
- [73] Mary C Boyce and Ellen M Arruda. Constitutive models of rubber elasticity: a review. *Rubber chemistry and technology*, 73(3):504–523, 2000.
- [74] Paul J Flory. Network structure and the elastic properties of vulcanized rubber. *Chemical reviews*, 35(1):51–75, 1944.
- [75] C Miehe, S Göktepe, and F Lulei. A micro-macro approach to rubber-like materials—part i: the non-affine micro-sphere model of rubber elasticity. *Journal of the Mechanics and Physics of Solids*, 52(11):2617–2660, 2004.
- [76] Hubert M James and Eugene Guth. Theory of the elastic properties of rubber. *The Journal of Chemical Physics*, 11(10):455–481, 1943.

- [77] David Argudo and Prashant K Purohit. The dependence of dna supercoiling on solution electrostatics. *Acta biomaterialia*, 8(6):2133–2143, 2012.
- [78] Qiang Wang, Takashi Taniguchi, and Glenn H Fredrickson. Self-consistent field theory of polyelectrolyte systems. *The Journal of Physical Chemistry B*, 108(21):6733–6744, 2004.
- [79] Kevin Shen and Zhen-Gang Wang. Electrostatic correlations and the polyelectrolyte self energy. *The Journal of chemical physics*, 146(8):084901, 2017.
- [80] Terrell L Hill. *An introduction to statistical thermodynamics*. Dover Publications, 1986.
- [81] DHE Gross, A Ecker, and XZ Zhang. Microcanonical thermodynamics of first order phase transitions studied in the potts model. *Annalen der Physik*, 508(5):446–452, 1996.
- [82] Markus Deserno. Tricriticality and the blume-capel model: A monte carlo study within the microcanonical ensemble. *Physical Review E*, 56(5):5204, 1997.
- [83] M Kastner, M Promberger, and A Hüller. Magnetic properties of finite 3d ising systems: a microcanonical approach. In *Computer Simulation Studies in Condensed-Matter Physics XI*, pages 161–165. Springer, 1999.
- [84] Ellad B Tadmor and Ronald E Miller. *Modeling materials: continuum, atomistic and multiscale techniques*. Cambridge University Press, 2011.
- [85] Hugo Touchette, Richard S Ellis, and Bruce Turkington. An introduction to the thermodynamic and macrostate levels of nonequivalent ensembles. *Physica A: Statistical Mechanics and its Applications*, 340(1-3):138–146, 2004.
- [86] Markus Deserno. Microcanonical and canonical two-dimensional ising model: An example. *Preprint. UCLA, USA*, 2004.
- [87] Richard D James and Stefan Müller. Internal variables and fine-scale oscillations in micromagnetics. *Continuum Mechanics and Thermodynamics*, 6(4):291–336, 1994.
- [88] Jason Marshall and Kaushik Dayal. Atomistic-to-continuum multiscale modeling with long-range electrostatic interactions in ionic solids. *Journal of the Mechanics and Physics of Solids*, 62:137–162, 2014.
- [89] Werner Krauth. *Statistical mechanics: algorithms and computations*, volume 13. Oxford University Press, 2006.
- [90] Andrew Gelman, Gareth O Roberts, Walter R Gilks, et al. Efficient metropolis jumping rules. *Bayesian statistics*, 5(599-608):42, 1996.
- [91] W Keith Hastings. Monte carlo sampling methods using markov chains and their applications. 1970.
- [92] Nicholas Metropolis, Arianna W Rosenbluth, Marshall N Rosenbluth, Augusta H Teller, and Edward Teller. Equation of state calculations by fast computing machines. *The journal of chemical physics*, 21(6):1087–1092, 1953.
- [93] Glenn M Torrie and John P Valleau. Nonphysical sampling distributions in monte carlo free-energy estimation: Umbrella sampling. *Journal of Computational Physics*, 23(2):187–199, 1977.
- [94] Shankar Kumar, John M Rosenberg, Djamal Bouzida, Robert H Swendsen, and Peter A Kollman. The weighted histogram analysis method for free-energy calculations on biomolecules. i. the method. *Journal of computational chemistry*, 13(8):1011–1021, 1992.
- [95] GM Torrie and JP Valleau. Monte carlo study of a phase-separating liquid mixture by umbrella sampling. *The Journal of chemical physics*, 66(4):1402–1408, 1977.
- [96] Johannes Kästner. Umbrella sampling. *Wiley Interdisciplinary Reviews: Computational Molecular Science*, 1(6):932–942, 2011.
- [97] Daan Frenkel and Berend Smit. *Understanding molecular simulation: from algorithms to applications*, volume 1. Elsevier, 2001.
- [98] Ulli Wolff. Collective monte carlo updating for spin systems. *Physical Review Letters*, 62(4):361, 1989.
- [99] Robert H Swendsen and Jian-Sheng Wang. Nonuniversal critical dynamics in monte carlo simulations. *Physical review letters*, 58(2):86, 1987.
- [100] Lloyd N Trefethen and JAC Weideman. The exponentially convergent trapezoidal rule. *SIAM Review*, 56(3):385–458, 2014.
- [101] Jerald L Ericksen. *Introduction to the Thermodynamics of Solids*. Springer, 1998.
- [102] Paul Van Dooren and Luc de Ridder. An adaptive algorithm for numerical integration over an n-dimensional cube. *Journal of Computational and Applied Mathematics*, 2(3):207–217, 1976.
- [103] Jarle Berntsen, Terje O Espelid, and Alan Genz. An adaptive algorithm for the approximate calculation of multiple integrals. *ACM Transactions on Mathematical Software (TOMS)*, 17(4):437–451, 1991.
- [104] Charles W Clenshaw and Alan R Curtis. A method for numerical integration on an automatic computer. *Numerische Mathematik*, 2(1):197–205, 1960.