

## Long and Short Fast Radio Bursts are Different from Repeating and Non-repeating Transients

X. J. LI,<sup>1</sup> X. F. DONG,<sup>1</sup> Z. B. ZHANG<sup>†,1</sup> AND D. LI<sup>‡2,3</sup>

<sup>1</sup>*School of Physics and Physical Engineering, Qufu Normal University, Qufu 273165, China*

<sup>2</sup>*National Astronomical Observatories, Chinese Academy of Sciences, Beijing 100101, Peoples Republic of China*

<sup>3</sup>*NAOC-UKZN Computational Astrophysics Centre, University of KwaZulu-Natal, Durban 4000, South Africa*

(Received , 2021; Revised , 2021; Accepted , 2021)

Submitted to ApJ

### ABSTRACT

We collect 133 Fast Radio Bursts (FRBs), including 110 non-repeating and 23 repeating ones, and systematically investigate their observational properties. To check the frequency dependence of FRB classifications, we define our samples with a central frequency below/above 1GHz as subsample I/II. We find that there is a clear bimodal distribution of pulse width for the subsample I. And If we classify FRBs into short FRBs (*s*FRBs) (<100 ms) and long FRBs (*l*FRBs) (>100 ms) as done for short and long Gamma-Ray Bursts (GRBs), the *s*FRBs at higher central frequency are commonly shorter than those at lower central frequency not only for non-repeating but also repeating *s*FRBs. Secondly, we find that fluence and peak flux density are correlated with a power law relation of  $F \propto S_{p,obs}^\gamma$  for both *s*FRBs and *l*FRBs whose distributions are obviously different. Thirdly, the *l*FRBs with isotropic energies ranging from  $10^{42}$  to  $10^{44}$  erg are more energetic than the *s*FRBs in the  $F - DM_{EX}$  plane, indicating that they are two representative types. Finally, it is interestingly note that the peak flux density behaves an independence on the redshift when the distance of the FRBs becomes far enough, which is similar to the scenario of peak flux evolving with redshift in the field of GRBs. We predict that fainter FRBs at higher redshift of  $z > 2$  can be successfully detected by FAST and SKA in the near future.

*Keywords:* High energy astrophysics (739); Radio transient sources (2008); Radio bursts (1339); Extragalactic radio sources (508); Radio continuum emission (1340)

### 1. INTRODUCTION

Fast Radio Bursts (FRBs) discovered by the Parkes 64-m Telescope for the first time are transient radio pulses of millisecond durations that flash randomly in the sky (Lorimer et al. 2007; Thornton et al. 2013). Their isotropic peak luminosities are widely distributed from about  $10^{38}$  erg s<sup>-1</sup> to  $10^{46}$  erg s<sup>-1</sup> and the typical isotropic energies vary from about  $10^{35}$  erg to  $10^{43}$  erg (Zhang 2018a, 2020).

FRB 121102 as the first repeater was reported by Spitler et al. (2016) and 10 repeating bursts discovered by Arecibo Observatory subsequently. Then, Scholz et al. (2016) detected six follow-up bursts from this source: five bursts with the Green Bank Tele-

scope (GBT) at 2 GHz, and one at 1.4 GHz with the Arecibo Observatory. Till now, FRB 121102 has been found to reburst a few thousand times (Li et al. 2019, 2021). In the year of 2018, Canadian Hydrogen Intensity Mapping Experiment (CHIME, CHIME/FRB Collaboration et al. 2018) reported the second source of repeating FRB 180814.J0422+73 (CHIME/FRB Collaboration et al. 2019a). Currently, there are already about two dozens of repeaters published in literatures (see Table 1 of this work). As the number of repetition increases, some statistical studies of the observational properties of these repeating bursts have been conducted. For instance, it is found that the waiting time distribution of FRB 121102 shows a clear bimodal distribution and does not correlate with the burst intensity, suggesting some external mechanisms for these repeating bursts (Li et al. 2019; Sun et al. 2021). Furthermore, Kumar et al. (2019) de-

tected two repetitions of FRB 171019 with the Green Bank Telescope (GBT), the brightness of which is a factor of  $\sim 590$  fainter than the first detection of FRB 171019 in the Australian Square Kilometre Array Pathfinder (ASKAP) fly’s eye survey (Shannon et al. 2018). Meanwhile, Luo et al. (2020) carried out four follow-up observations of FRB 180301 firstly discovered by the Parkes radio telescope (Price et al. 2019), using the Five-hundred-meter Aperture Spherical radio Telescope (FAST) (Li et al. 2018), and found 15 repetitions from FRB 180301. Clearly, whether all FRBs repeat is an open question. Especially, a few previous “non-repeating” FRBs have been identified to be repeating events. Therefore, restudying the statistical features of FRBs with a complete sample becomes more and more urgent and necessary.

At present, various progenitor models are proposed to explain FRBs, most of which involve compact objects (Platts et al. 2019)<sup>1</sup>. Some source models are catastrophic and can only be applied to explain non-repeating FRBs, such as the mergers or interactions of compact binaries (Kashiyama et al. 2013; Totani 2013; Mingarelli et al. 2015; Bhattacharyya 2017; Dong et al. 2018), collapse of compact objects (Falcke & Rezzolla 2014; Zhang 2014), collisions of asteroids with neutron stars (Geng & Huang 2015; Huang & Geng 2016). After repeating FRB 121102 were detected, many models for repeating FRBs have been developed. A leading model for repeating FRBs is extragalactic magnetars (Lyubarsky 2014; Beloborodov 2017; Metzger et al. 2019). In addition, Gu et al. (2016) reported that the interaction between the bipolar magnetic fields of a neutron star and a magnetic white dwarf can be considered as a possible origin of repeating FRBs. Dai et al. (2016) proposed that a strongly magnetized NS encountering an extragalactic asteroid belt (EAB) around a stellar-mass object can arise a repeating FRB (Dai 2020). Besides, there are also more other models, for example, neutron star cosmic combs (Zhang 2017, 2018b) and young rapidly rotating pulsars can also lead to repeating FRBs (Lyutikov et al. 2016). Very recently, Geng, Li & Huang (2021) proposed that the repeating FRBs can be produced by the intermittent fractional collapses of the crust of a strange star and the 16-day periodicity of FRB 180916.J0158+65 can be well interpreted.

The observed spectral-temporal differences support the different origin between repeating and non-repeating FRBs. Generally, the pulses of non-repeating FRBs

are shorter in duration than those of repeating FRBs (Scholz et al. 2016; CHIME/FRB Collaboration et al. 2019b; Fonseca et al. 2020). Compared to non-repeating FRBs, repeating FRBs show complex subpulse frequency structure and drifting and spectral variation (CHIME/FRB Collaboration et al. 2019a). Polarimetric measurements exhibit diversity, including a constant polarization angle for some repeating FRBs or variable polarization angles for some non-repeating FRBs (Masui et al. 2015; Michilli et al. 2018; CHIME/FRB Collaboration et al. 2019b; Cho et al. 2020; Luo et al. 2020). How the FRBs populate is always one of the most exciting open questions. Considering the above controversial results, we expand the FRB samples to include the latest FRBs published in recent papers in order to disclose the nature of these radio transients in statistics reliably and systematically. Using a larger repeating FRB sample, we deeply explore the possible observational differences between repeating and non-repeating FRBs. It is worth pointing out that we define the short and long FRBs, and compare their observational parameters for the first time in this work. In addition, we examine the detectability of FRBs by different radio telescopes at higher redshift. The sample selection and data preparation are given in Section 2. The results are presented in Section 3. Finally, we summarize and discuss the results in Section 4.

## 2. DATA AND METHOD

Our sample comprises 133 FRBs, of which 129 FRBs are taken from the database of FRB Catalogue (published up to July 2020, refer to Petroff et al. 2016), a nearby repeating FRB 20200120E on the outskirts of M81 was detected by the CHIME (Bhardwaj et al. 2021), and three new non-repeating FRBs, 181017.J0036+11, 181118 and 181130 were reported by FAST (Niu et al. 2021). In total, there are 110 non-repeating FRBs and 23 repeating FRBs (including 116 repeaters) in our samples. Table 1 lists the first pulses of 23 repeating FRBs with the observed width ( $W_{obs}$ ), redshift ( $z$ ), DM, peak flux density ( $S_{p,obs}$ ), fluence ( $F$ ) and the references therein.

Generally, the total DM of a FRB at a redshift  $z$  is contributed by four components, i.e.

$$\begin{aligned} DM &= DM_{MW} + DM_{EX} \\ &= DM_{MW} + DM_{IGM} + \frac{DM_{host} + DM_{src}}{1+z}, \end{aligned} \quad (1)$$

where  $DM_{EX}$  is an excess of DM with respect to the Milky Way value of  $DM_{MW}$ , the subscripts MW, IGM, host, src refer to the contributions of the plasma from the Milky Way, intergalactic medium, FRB host galaxy

<sup>1</sup> <https://frbtheorycat.org>

and source environment, respectively (Zhang 2018a; Xiao et al. 2021).

The isotropic peak luminosity and isotropic energy of a FRB at a central frequency of  $\nu_c$  from Zhang (2018a) can be calculated as

$$L_p \simeq 4\pi D_L^2 S_{\nu,p} \nu_c$$

$$= (10^{42} \text{ erg s}^{-1}) 4\pi \left(\frac{D_L}{10^{28} \text{ cm}}\right)^2 \frac{S_{\nu,p}}{\text{Jy}} \frac{\nu_c}{\text{GHz}}, \quad (2)$$

$$E \simeq \frac{4\pi D_L^2}{1+z} F_\nu \nu_c$$

$$= (10^{39} \text{ erg}) \frac{4\pi}{1+z} \left(\frac{D_L}{10^{28} \text{ cm}}\right)^2 \frac{F_\nu}{\text{Jy} \cdot \text{ms}} \frac{\nu_c}{\text{GHz}}, \quad (3)$$

where  $S_{\nu,p}$  is the specific peak flux density (in unit of Jy),  $F_\nu$  is the fluence (in unit of Jy ms),  $D_L$  is the luminosity distance (in unit of cm), and  $\nu_c$  is the central frequency (in unit of GHz). It is worth noting that Aggarwal (2021) argued that the bandwidth other than the central frequency should be utilized to estimate the isotropic energies of repeating FRBs especially (see also Petroff et al. 2016). We nonetheless use central frequency as the parameter since the majority of FRB samples detected by multiple telescopes within different bandwidths are non-repeating ones currently. Throughout this paper, a flat  $\Lambda$ CDM universe with  $\Omega_m=0.286$ ,  $\Omega_\Lambda = 0.714$  and  $H_0 = 69.6 \text{ km s}^{-1} \text{ Mpc}^{-1}$  has been assumed (Bennett et al. 2014).

### 3. RESULTS

#### 3.1. Pulse width

There are 103 non-repeating and 111 pulses for 23 repeating FRBs with width measured. A Kolmogorov-Smirnov (K-S) test to repeaters and non-repeaters returns the statistic  $D = 0.22$  and  $P = 0.01$  for the  $W_{obs}$  distributions. If adopting a critical value  $D_\alpha=0.19$  at a significance level of  $\alpha=0.05$ , one can conclude that the width distributions of repeating FRBs are somewhat different from non-repeating ones.

To check the frequency dependence of FRB classifications, we define the FRBs with a central frequency below 1 GHz as subsample I and the FRBs with a central frequency above 1 GHz to be subsample II, temporally. In Figure 1, the left panel shows the  $W_{obs}$  distributions of subsample I at lower frequency and the right panel shows for the subsample II at higher frequency. Then, we perform the maximum likelihood (ML) analysis along with Gaussian mixture model (GMM) to find the number of components in terms of Bayesian Information Criterion (BIC) for subsample I with PYTHON machine learning package SCIKIT-LEARN (Pedregosa et al. 2011). The BIC value is plotted against the component number in the inset of left panel like some previous works

(Kass & Raftery 1995; Zhang et al. 2016; Tarnopolski 2016). It is interestingly found that the BIC curves of distinct kinds of FRBs always reach the smallest value at the point of two components. Additionally, the BIC differences between 1 and 2 components are  $\Delta\text{BIC} = 15$  and 24 for non-repeating and repeating FRBs, respectively. This evidently demonstrates that the lognormal widths of both non-repeating and repeating FRBs in our lower (unlike higher) frequency sample are bimodally distributed. Motivated by the similarity to the duration distributions of GRBs, we separate FRBs into two classes, that is short FRBs (*s*FRBs) with duration less than 100 ms and long FRBs (*l*FRBs) with duration longer than 100 ms. It is found that there is no *l*FRB events in the subsample II. The average  $W_{obs}$  of the repeating and non-repeating *s*FRBs are  $5.74_{-0.17}^{+0.17}$  ms and  $4.53_{-0.37}^{+0.45}$  ms in subsample I ( $4.60_{-0.01}^{+0.09}$  ms and  $3.96_{-0.15}^{+0.21}$  ms in subsample II), respectively. The average  $W_{obs}$  of 10 non-repeating *l*FRBs is  $1698 \pm 11.31$  ms. For the two bursts of repeating *l*FRB 151125, the values of  $W_{obs}$  are  $1680 \pm 40$  ms and  $1470 \pm 40$  ms, comparable to the average value of non-repeating *l*FRBs. As a whole, the duration of *l*FRBs is about three orders of magnitude longer than that of *s*FRBs for both repeating and non-repeating FRBs. Note that all *l*FRBs except 151125 are ‘‘one-off’’ events in our sample.

In addition, we find that the pulses in non-repeating *s*FRBs are narrower than those in repeating ones not only at higher frequency but also at lower frequency as shown in Figure 1. However, the result of *l*FRBs is ambiguous, which is likely biased by a small number of *l*FRBs especially for non-repeating *l*FRBs. Interestingly, the ultra-long radio pulses with a duration of 1-2 seconds have been merely detected at lower frequency of < 1GHz. Furthermore, we find that non-repeating *s*FRBs with higher central frequency is shorter than those of non-repeating ones with lower central frequency, and so do repeating *s*FRBs, similar to the conclusion reported by Gajjar et al. (2018) and Josephy et al. (2019), indicating the scatter broadening phenomenon when the signal propagates through the interstellar medium (Xu & Zhang 2016; Nikitin 2021).

#### 3.2. The densities of flux and fluence

Figure 2 shows that non-repeating *s*FRBs typically have higher brightness than repeating bursts on average. However, the distributions of their intensities are overlapped each other. Meanwhile, it is found that the range of non-repeating *s*FRBs is wider than that of repeating bursts, and the intensities of repeating FRBs are relatively lower. In Figure 2, it is noticeable that two repeating *s*FRBs 171019 (purple stars) and 180301

**Table 1.** Parameters of the first-detected events for the 23 repeating FRBs

No.	FRB	DM (pc cm <sup>-3</sup> )	SNR	z	W <sub>obs</sub> (ms)	S <sub>p,obs</sub> (Jy)	F (Jy ms)	Ref
1	20200120E	87.782±0.003	22.9	<0.03	0.16±0.05	1.8±0.9	2.25±0.12	[1]
2	190907.J08+46	310.0±0.4	10 <sup>e</sup>	0.21	3±1	1.7±0.6	0.3±0.2	[2]
3	190604.J1435+53	552.6±0.2	33.8 <sup>e</sup>	0.43	3±0.4	0.9±0.4	8.3±2.8	[2]
4	190417.J1939+59	1378.1±0.2	13.4 <sup>e</sup>	1.08	3.3±0.9	4.4±0.8	0.5±0.2	[2]
5	190303.J1353+48	221.8±0.5	11.2 <sup>e</sup>	0.16	2.0±0.3	0.5±0.3	2.3±0.9	[2]
6	190222.J2052+69	460.6±0.1	31.2 <sup>e</sup>	0.31	2.97±0.9	1.9±0.6 <sup>a</sup>	7.5±2.3	[3]
7	190212.J18+81	301.7±0.3	9.9 <sup>e</sup>	0.21	4.1±1.6	0.4±0.3	3.0±1.5	[2]
8	190213.J02+20	651.1±0.4	9.9 <sup>e</sup>	0.51	10±2	0.06±0.03 <sup>d</sup>	0.6±0.3	[2]
9	190209.J0937+77	424.6±0.6	11.8 <sup>e</sup>	0.32	3.7±0.5	0.4±0.2 <sup>a</sup>	2.0±1.0	[3]
10	190208.J1855+46	579.9±0.2	12.2 <sup>e</sup>	0.42	0.91±0.16	1.4±0.6	0.4±0.2	[2]
11	190117.J2207+17	393.3±0.1	24.2 <sup>e</sup>	0.29	1.44±0.03	1.7±0.6	5.9±1.6	[2]
12	190116.J1249+27	444.0±0.6	12.9 <sup>e</sup>	0.35	4.0±0.5	0.3±0.2 <sup>a</sup>	0.8±0.4	[3]
13	181128.J0456+63	450.2±0.3	23.4 <sup>e</sup>	0.28	2.43±0.16	0.5±0.3 <sup>a</sup>	4.4±2.2	[3]
14	181119.J12+65	364.2±1.0	11.1 <sup>e</sup>	0.28	6.3±0.6	0.3±0.2 <sup>a</sup>	1.8±0.8	[3]
15	181030.J1054+73	103.5±0.7	11.5 <sup>e</sup>	0.05	0.59±0.08	3.2±1.7 <sup>a</sup>	7.3±3.8	[3]
16	181017.J1705+68	1281.9±0.4	12.9 <sup>e</sup>	1.03	13.4±1.4	0.4±0.3 <sup>a</sup>	1.0±0.5	[3]
17	180916.J0158+65	349.2±0.4	18.7 <sup>e</sup>	0.12	1.40±0.07	1.4±0.06 <sup>a</sup>	2.3±1.2	[3]
18	180908.J1232+74	195.7±0.9	10.4 <sup>e</sup>	0.13	1.91±0.1	0.6±0.4	2.7±1.1	[2]
19	180814.J0422+73	189.38±0.1	24	0.09	2.6±0.2	8.08±5.80 <sup>d</sup>	21±15	[4]
20	180301	522±5	20	0.37	2.18±0.06	1.2±0.1	1.3	[5]
21	171019	460.8±1.1	23.4	0.35	5.4±0.3	40.5 <sup>c</sup>	219±5	[6]
22	121102	557.4±2.0	14	0.31	3.0±0.5	0.4 <sup>+0.4</sup> <sub>-0.2</sub>	1.2 <sup>+1.6</sup> <sub>-0.55</sub>	[7]
23	151125 <sup>b</sup>	273±4	8.5	0.19	1680±40 <sup>c</sup>	0.54	2450	[8]

NOTE—

Ref. [1] Bhardwaj et al. (2021); [2] Fonseca et al. (2020); [3] CHIME/FRB Collaboration et al. (2019b); [4] CHIME/FRB Collaboration et al. (2019a); [5] Price et al. (2019); [6] Shannon et al. (2018); [7] Spitler et al. (2016); [8] Fedorova & Rodin (2019b).

<sup>a</sup> The parameters are not given in FRB Catalog (<https://frbcat.org>) but given in literatures.

<sup>b</sup> A very long repeating *l*FRB.

<sup>c</sup> The parameter is not given in literatures but given in FRB Catalog.

<sup>d</sup> These values are estimated with  $F = S_{p,obs} \times W_{obs}$ .

<sup>e</sup> These parameters are not reported in both literatures and FRB Catalog but reported in CHIME/FRB Catalog 1 (<https://www.chime-frb.ca/catalog>).

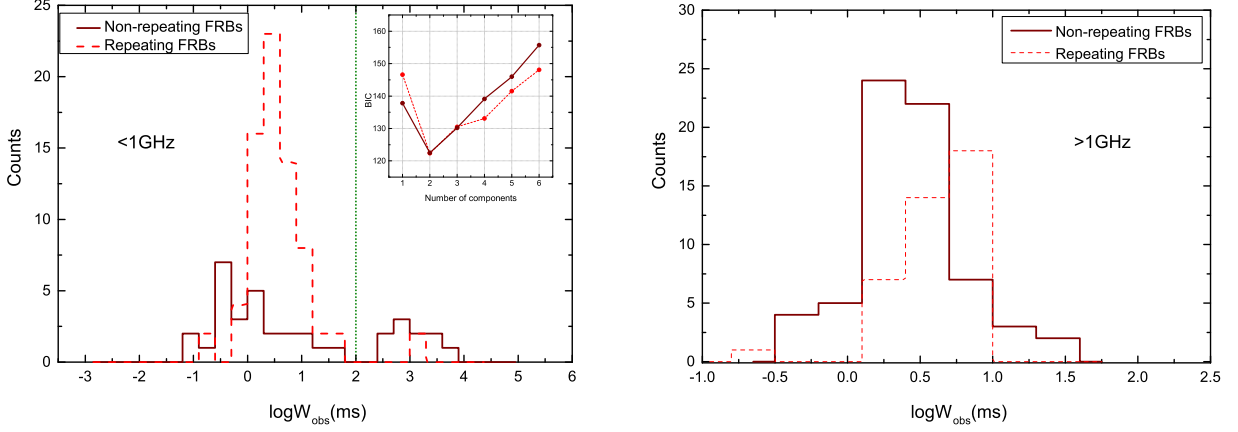
(red pentagons) had been wrongly dealt to be one-off events. Follow-up observations indicate that their radiative intensities became fainter and fainter since the first pulse. Considering the two special FRBs without fluence reported in FRB Catalogue and literatures, we have chosen the relation  $F = S_{p,obs} \times W_{obs}$  (Petroff et al. 2016) to estimate the unknown fluences.

Unlike before, we propose a power law correlation of  $F = \mu S_{p,obs}^\gamma$  to apply for all kinds of FRBs. Table 2 lists our best fitting results and correlation coefficients. The results demonstrate that the power law relations exist in all kinds of FRBs with a roughly consistent power-law index of  $\gamma \sim 0.9$ . However, the intercept of the  $F - S_{p,obs}$  relations of *l*FRBs and *s*FRBs are obviously different. Figure 2 also shows that most *s*FRBs are located in the region of  $F \sim (1-10)S_{p,obs}$ . It is surprisingly found that

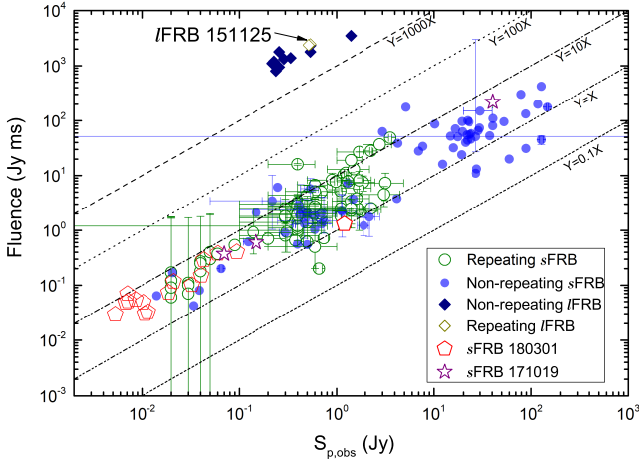
the *l*FRBs lie in the area of  $F > 10^3 S_{p,obs}$  and they violate the  $F - S_{p,obs}$  relation of *s*FRBs in evidence. Very interestingly, the repeating *l*FRB 151125 is consistent with those non-repeating *l*FRBs, which may hint that some “one-off” *l*FRBs currently could be repetitive subsequently.

### 3.3. Fluence versus dispersion measure

Figure 3 shows that the updated fluence- $DM_{EX}$  relation after the *l*FRBs and some new bursts are added. Note that  $DM_{EX}$  equals to  $DM_{IGM}$  under the assumption of  $DM_{host} = 0$  and  $DM_{src} = 0$ . A rough relation  $z \sim DM_{IGM}/855 \text{ pc cm}^{-3}$  had been used to estimate the redshift of a FRB (Zhang 2018a). A higher fluence range of the *l*FRB samples can be distinguished clearly. Given that *s*FRB samples, our result is basically consis-



**Figure 1.** Distributions of  $W_{obs}$  for non-repeating bursts (solid) and repeating bursts (dashed) detected at a central frequency below 1GHz (left panel) and above 1GHz (right panel). Short and long FRBs are divided by the dotted green vertical line at  $W_{obs} = 100$  ms phenomenologically. The insert in the left panel shows the inferred BIC values versus the number of components.



**Figure 2.** Fluence is plotted against  $S_{p,obs}$ . Five ratios of fluence to  $S_{p,obs}$  are symbolized by the dashed, dotted, dash-dotted, dash-dotted-dotted, and short dashed lines for 1000, 100, 10, 1 and 0.1, respectively.

**Table 2.** The Best-fit Parameters of the Correlations between  $S_{p,obs}$  and fluence for all kinds of FRBs .

FRB	$\gamma$	$\mu$	$\rho^a$
Non-repeating sFRBs	$0.86 \pm 0.04$	$0.52 \pm 0.05$	0.92
Repeating sFRBs	$0.95 \pm 0.06$	$0.60 \pm 0.04$	0.87
All sFRBs	$0.86 \pm 0.03$	$0.55 \pm 0.03$	0.92
All lFRBs	$0.71 \pm 0.12$	$3.50 \pm 0.06$	0.88

NOTE—

<sup>a</sup> Pearson correlation coefficient.

In Figure 3, it also can be found that the energies of all FRBs span a broader range from  $\sim 10^{38}$  to  $10^{44}$  erg than those given by Luo et al. (2020) and Niu et al. (2021). The main reason is that the lFRBs with higher fluence (or isotropic energy) but comparable redshift have been included in this study. Besides, we added four new FRBs, including FRBs 181123, 181130, 181118 and 181017.J0036+11 with much lower fluences and larger  $DM_{EX}$  measurements detected by FAST. It is excitingly found that the repeating sFRBs/lFRBs in our samples are less energetic than non-repeating sFRBs/lFRBs on a whole. Especially, FRB 121102 has isotropic energy less than  $10^{40}$  erg that is good in agreement with Li et al. (2021). More excitingly, we find from Figure 3 that the isotropic energies of lFRBs are at least two orders of magnitude larger than those of sFRBs. This is quite similar to the energetic difference between short and long GRBs (e.g. Zhang et al. 2018a).

### 3.4. Peak flux density versus redshift

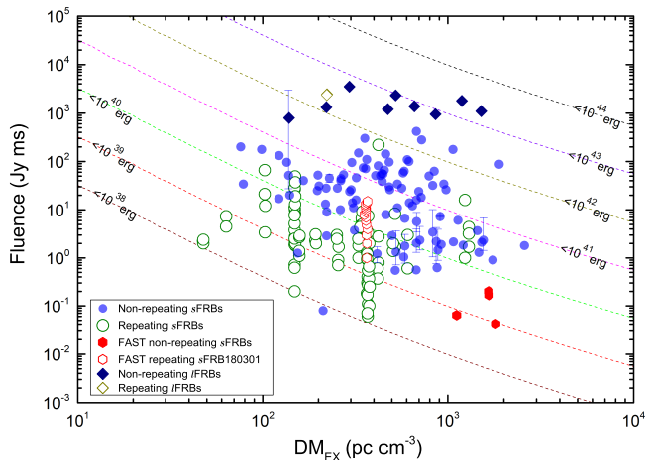
In Figure 4, we study the redshift dependence of the peak flux densities of FRBs based on our samples. We display the evolution profiles of the peak flux density versus redshift for different telescopes. The isotropic peak luminosity can be determined from  $L_p = 4\pi D_l^2(z) S_{p,obs}(z) \nu_c k$  with a K-correction factor of  $k = (1+z)^{\alpha-\beta}$ , where  $\alpha \sim 0$  and  $\beta \sim 1/3$  are the normal temporal and spectral indices defined in  $S_\nu(t) \propto t^\alpha \nu^\beta$  (Soderberg et al. 2004; Chandra & Frail 2012; Zhang et al. 2018b).

The sensitivity of different telescopes can be estimated by the equation (Zhang et al. 2015; Caleb et al. 2016)

$$S_{\nu,limit} = \frac{\beta T_{sys} S/N}{G \sqrt{\Delta\nu \Delta\tau N_p}}, \quad (4)$$

tent with those of Shannon et al. (2018) and Niu et al. (2021).





**Figure 3.** The Fluence- $DM_{EX}$  diagram. The dashed curves labeled with individual numbers stand for the up-limits of radio isotropic energies of FRBs from Equation (3).

where  $T_{sys}$  is the system temperature in unit of K,  $S/N$  is the ratio of signal-to-noise,  $\beta$  is the digitisation factor,  $G$  is the system gain in  $KJy^{-1}$ ,  $\Delta\nu$  is the bandwidth in unit of Hz,  $\Delta\tau$  is the integration time in unit of second,  $N_p$  is the number of polarizations. Note that in FRB catalogue the S/N values of  $l$ FRBs ranging from 7.3 to 10.1 are considerably smaller than those of the majority of  $s$ FRBs. The S/N differences in burst-detection significance may influence the transparency of our results in a sense. For example, if we apply a S/N threshold of 10 to our analysis, most  $l$ FRBs would be likely excluded from our sample due to their relatively lower significance level of S/N. According to Deng et al. (2019) and Josephy et al. (2019), the fluence threshold limits are respectively 2 Jy ms, 51 Jy ms and 7 Jy ms for Parkes, ASKAP and CHIME. In our samples, the maximum pulse widths are 25 ms for Parkes FRB 010312, 6.5 ms for ASKAP FRB 190711 and 63 ms for CHIME FRB 180814.J0422+73. Therefore, one can determine the detection thresholds  $S_{\nu,limt}$  of 0.08 Jy, 7.85 Jy and 0.11 Jy for Parkes, ASKAP and CHIME according to Equation (4) by adopting the maximum pulse widths instead of the integration times  $\Delta\tau$  of telescopes.

In particular, the sensitivities of FAST are adopted when two following cases are taken into account here. One corresponds to a sensitivity for a maximum pulse width of  $\sim 10$  ms for  $s$ FRB 180301 and another one has a sensitivity for a maximum pulse width of  $\sim 5.0$  s for  $l$ FRB 160920. Using the Equation (9) in Zhang et al. (2015), we obtain the detection thresholds  $S_{\nu,limt}$  of FAST to be 3.12 mJy for  $s$ FRBs and 0.14 mJy for  $l$ FRBs when an aperture efficiency of 0.63 (Jiang et al. 2020), an average system temperature of 24 K (Li et al. 2018;

Jiang et al. 2020), a signal-to-noise ratio of 7 (Niu et al. 2021) and the entire 500-MHz bandwidth are employed. For the ultra-long FRBs detected by Pushchino Radio Astronomy Observatory, the fluctuational sensitivity in a 2.5-MHz receiver bandwidth with a time resolution of 0.1 s is taken as 140 mJy (Fedorova & Rodin 2019a,b).

Figure 4 displays how peak flux density evolves with redshift. It can be seen that peak flux density will be almost independent of redshift when the distance of a given FRB is far enough. In other words, the detected event rate of FRBs will be approximately independent of redshift, which is very similar to the dependency of peak flux on redshift for the GRBs found by Zhang et al. (2018b). For comparison, we also estimate the detecting sensitivity of Square Kilometer Array (SKA) by assuming  $\Delta\tau = 3.5$  s,  $\Delta\nu = 700$  MHz according to Zhang et al. (2018b). Figure 4 shows that FAST and SKA exhibit an outstanding detectability for the high-redshift FRBs, which helps us disclose the physical origins of diverse FRBs. It is necessary to be aware of that flux density of FRB host galaxies is surprisingly independent of redshift as well (Heintz et al. 2020). The consistency of flux density evolving with redshift of FRBs and their hosts are quite similar to that of GRB afterglows and their host galaxies in radio bands (Zhang et al. 2018b).

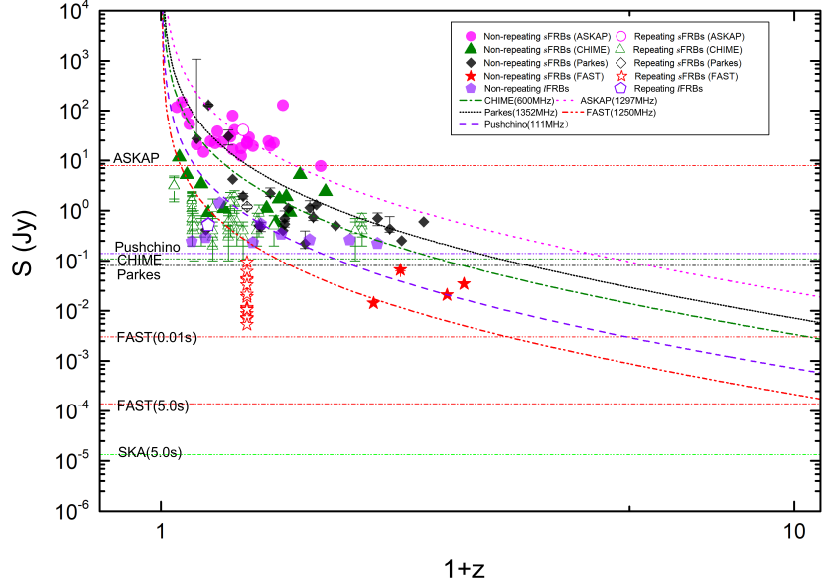
#### 4. CONCLUSIONS AND DISCUSSIONS

Based on the above investigations, our results are summarized as follows:

1. We define our FRB samples with a central frequency below/above 1GHz as subsample I/II, to check the frequency dependence of FRB classifications. It is found that there is a clear bimodal distribution of the  $W_{obs}$  for the subsample I. We separated the subsample I into  $s$ FRBs and  $l$ FRBs with a boundary of 100 ms. We find the  $s$ FRBs with higher central frequency are shorter than those with lower central frequency not only for non-repeating but also repeating  $s$ FRBs. However, the result of  $l$ FRBs is ambiguous due to a small number of the samples.

2. Non-repeating  $s$ FRBs are brighter than repeating bursts on average. A power law relation of  $F \propto S_{p,obs}^\gamma$  is found to exist for non-repeating and repeating FRBs with a roughly consistent power-law index of  $\gamma \sim 0.9$ . However, the intercept of the  $F - S_{p,obs}$  relations of  $l$ FRBs and  $s$ FRBs are largely different.

3. It is confirmed that repeating FRBs in our sample are less energetic than non-repeating  $s$ FRBs on the whole. More importantly, we find that the averaged isotropic energy of  $l$ FRBs is larger than that of  $s$ FRBs at least two orders of magnitude, which is surprisingly similar to the difference between short and long GRBs.



**Figure 4.** Peak flux density vs. redshift for FRBs detected by different telescopes. The slanted curves are plotted for the flux densities evolving with the redshift with an additional negative K-correction effect. The sensitivity limits of the different telescopes are marked by different horizontal lines. In particular, two sensitivity lines of FAST are given for  $\Delta\tau=10$  ms and  $\Delta\tau=5.0$  s. The green dotted-dotted-dashed horizontal line represents the sensitivity of SKA at  $\Delta\nu=700$  MHz and  $\Delta\tau=5$  s.

4. In terms of Figure 2 and 3, we conclude that the “one-off” events (at least part of them) at present could be repetitive in nature, which demonstrates these kinds of repeating and non-repeating FRBs might share the same radiation mechanism. However, *l*FRBs and *s*FRBs are significantly diverse and could originate from different progenitors.

5. We have investigated the dependence of the peak flux density on the cosmological redshift and find that the peak flux density exhibits an independence of the redshift when the distance of the FRBs becomes farther enough. The ongoing and upcoming large radio telescopes including FAST and SKA have significant potentials to detect more and fainter FRBs at very high redshift in the near future.

In practice, there are various potential factors that misclassify a repeating FRB into an one-off source. The instrumental and analytical biases, such as the beam response and the limited time resolution, lead to some repeating bursts unresolved and missing (e.g. Connor 2019; Pleunis et al. 2021b). In addition, the limited sensitivity of current telescopes and the absence of the follow-up observation can also cause the missing of many repeating bursts (Kumar et al. 2019; Xiao et al. 2021). These questions are expected to be solved sooner or later, with high-sensitivity multiple facilities and the cumulation of observation time in the era of large telescopes.

Recently, a bright FRB 200428 was reported from a Galactic magnetar (CHIME/FRB Collaboration et al. 2020; Bochenek et al. 2020), of which the discovery confirmed that magnetars are capable of producing FRBs. Iwazaki (2021) proposed a generation mechanism from the axion star collision with compact objects to explain some differences between repeating and non-repeating FRBs. In particular, Iwazaki (2021) proposes that the association between the FRB 200428 and magnetar SGR J1935+2154 may result from the collision of an axion with the magnetar. Unfortunately, the number of FRBs produced by an established progenitor including magnetars is too limited nowadays. Therefore, our statistical results of the observed spectral-temporal properties can impose strong constraints on the generation mechanism of different kinds of FRBs.

The 11 *l*FRBs are all detected at the frequency range of  $111 \pm 2.5$  MHz over 6 frequency channels, each with a narrow receiver bandwidth of 415 kHz (Fedorova & Rodin 2019a,b). The unambiguous astrophysical origin is questioned by Pleunis et al. (2021a) because of the low frequency, the narrow receiver bandwidth, the large number of trials in their blind search and the low S/N value of the claimed events. Meanwhile, Nikitin (2021) suggested that the effect of the interstellar scatter broadening at 111 MHz low-frequency is stronger than that at higher frequencies and cause the durations of pulse to be several seconds. Fedorova & Rodin (2019b) suggested that different widths of the *l*FRBs

cannot be explained purely by broadening in the receiver bandwidth and are also associated with internal properties of the pulses. Interestingly, Alexander & Fedorova (2020) reported a FRB with a wider pulse width of 2.2 s and a specific fluence of 308 Jy ms at an observing frequency of 111 MHz from SGR J1935+2154 detected by Big Scanning Array of the Lebedev Physical Institute (BSA/LPI), which is interpreted as an off-beam “slow” radio burst of the on-beam FRB 200428 associated with SGR burst by Zhang (2021). If such an interpretation is correct, the *l*FRBs, at least some of them, could be explained by the off-beam mechanism in the similar way. Consequently, joint observations of full electromagnetic waves (especially at low frequency) and multiple messages including gravitational waves would show new lights on the nature of different kinds of FRBs.

## 5. ACKNOWLEDGMENTS

We acknowledge the referee for very helpful comments and suggestion. We also thank Prof. Rodin for beneficial discussions on the PUSHCHINO observations of *l*FRBs. This work was supported by National Natural Science Foundation of China (Nos. 11988101, U2031118), the Youth Innovations and Talents Project of Shandong Provincial Colleges and Universities (grant No. 201909118), and the Natural Science Foundations (ZR2018MA030, XKJJC201901, 20165660 and 11104161).

## REFERENCES

- Alexander, R. & Fedorova, V. 2020, The Astronomer’s Telegram, 14186
- Aggarwal, K. 2021, arXiv:2108.04474
- Beloborodov, A. M. 2017, ApJL, 843, L26.  
doi:10.3847/2041-8213/aa78f3
- Bennett, C. L., Larson, D., Weiland, J. L., et al. 2014, ApJ, 794, 135. doi:10.1088/0004-637X/794/2/135
- Bhardwaj, M., Gaensler, B. M., Kaspi, V. M., et al. 2021, ApJL, 910, L18. doi:10.3847/2041-8213/abeaa6
- Bhattacharya, M. & Kumar, P. 2020, ApJ, 899, 124.  
doi:10.3847/1538-4357/aba8fb
- Bhattacharyya, S. 2017, arXiv:1711.09083
- Bochenek, C. D., Ravi, V., Belov, K. V., et al. 2020, Nature, 587, 59. doi:10.1038/s41586-020-2872-x
- Caleb, M., Flynn, C., Bailes, M., et al. 2016, MNRAS, 458, 718. doi:10.1093/mnras/stw109
- Champion, D. J., Petroff, E., Kramer, M., et al. 2016, MNRAS, 460, L30. doi:10.1093/mnrasl/slw069
- Chandra, P. & Frail, D. A. 2012, ApJ, 746, 156.  
doi:10.1088/0004-637X/746/2/156
- CHIME/FRB Collaboration, Amiri, M., Bandura, K., et al. 2019a, Nature, 566, 235. doi:10.1038/s41586-018-0864-x
- CHIME/FRB Collaboration, Amiri, M., Bandura, K., et al. 2018, ApJ, 863, 48. doi:10.3847/1538-4357/aad188
- CHIME/FRB Collaboration, Andersen, B. C., Bandura, K., et al. 2019b, ApJL, 885, L24.  
doi:10.3847/2041-8213/ab4a80
- CHIME/FRB Collaboration, Andersen, B. C., Bandura, K. M., et al. 2020, Nature, 587, 54.  
doi:10.1038/s41586-020-2863-y
- Cho, H., Macquart, J.-P., Shannon, R. M., et al. 2020, ApJL, 891, L38. doi:10.3847/2041-8213/ab7824
- Connor, L. 2019, MNRAS, 487, 5753.  
doi:10.1093/mnras/stz1666
- Connor, L., Miller, M. C., & Gardenier, D. W. 2020, MNRAS, 497, 3076. doi:10.1093/mnras/staa2074
- Cui, X.-H., Zhang, C.-M., Wang, S.-Q., et al. 2021, MNRAS, 500, 3275. doi:10.1093/mnras/staa3351
- Dai, Z. G. 2020, ApJL, 897, L40.  
doi:10.3847/2041-8213/aba11b
- Dai, Z. G. & Zhong, S. Q. 2020, ApJL, 895, L1.  
doi:10.3847/2041-8213/ab8fd2
- Dai, Z. G., Wang, J. S., Wu, X. F., et al. 2016, ApJ, 829, 27. doi:10.3847/0004-637X/829/1/27
- Deng, C.-M., Wei, J.-J., & Wu, X.-F. 2019, Journal of High Energy Astrophysics, 23, 1.  
doi:10.1016/j.jheap.2019.05.001
- Dong, Y.-Z., Gu, W.-M., Liu, T., et al. 2018, MNRAS, 475, L101. doi:10.1093/mnrasl/sly014
- Falcke, H. & Rezzolla, L. 2014, A&A, 562, A137.  
doi:10.1051/0004-6361/201321996
- Fedorova, V. A. & Rodin, A. E. 2019a, Astronomy Reports, 63, 39. doi:10.1134/S1063772919010037
- Fedorova, V. A. & Rodin, A. E. 2019b, Astronomy Reports, 63, 877. doi:10.1134/S1063772919110039
- Fonseca, E., Andersen, B. C., Bhardwaj, M., et al. 2020, ApJL, 891, L6. doi:10.3847/2041-8213/ab7208
- Gajjar, V., Siemion, A. P. V., Price, D. C., et al. 2018, ApJ, 863, 2. doi:10.3847/1538-4357/aad005
- Geng, J. J. & Huang, Y. F. 2015, ApJ, 809, 24.  
doi:10.1088/0004-637X/809/1/24
- Geng, J. J., Li, B. & Huang, Y. F. 2021, The Innovation, 2, 100152. doi:10.1016/j.xinn.2021.100152



- Gu, W.-M., Dong, Y.-Z., Liu, T., et al. 2016, *ApJL*, 823, L28. doi:10.3847/2041-8205/823/2/L28
- Heintz, K. E., Prochaska, J. X., Simha, S., et al. 2020, *ApJ*, 903, 152. doi:10.3847/1538-4357/abb6fb
- Huang, Y. F. & Geng, J. J. 2016, *Frontiers in Radio Astronomy and FAST Early Sciences Symposium 2015*, 502, 1
- Iwazaki, A. 2021, arXiv:2104.11389
- James, C. W., Osłowski, S., Flynn, C., et al. 2020, *MNRAS*, 495, 2416. doi:10.1093/mnras/staa1361
- Jiang, P., Tang, N.-Y., Hou, L.-G., et al. 2020, *Research in Astronomy and Astrophysics*, 20, 064. doi:10.1088/1674-4527/20/5/64
- Josephy, A., Chawla, P., Fonseca, E., et al. 2019, *ApJL*, 882, L18. doi:10.3847/2041-8213/ab2c00
- Kashiyama, K., Ioka, K., & Mészáros, P. 2013, *ApJL*, 776, L39. doi:10.1088/2041-8205/776/2/L39
- Kass, R., & Raftery, A., 1995, *Journal of the American Statistical Association*, 90, 773. doi:10.2307/2291091
- Kumar, P., Shannon, R. M., Osłowski, S., et al. 2019, *ApJL*, 887, L30. doi:10.3847/2041-8213/ab5b08
- Li, B., Li, L.-B., Zhang, Z.-B., et al. 2019, arXiv:1901.03484
- Li, D., Wang, P., Qian, L., et al. 2018, *IEEE Microwave Magazine*, 19, 112. doi:10.1109/MMM.2018.2802178
- Li, D., Wang, P., Zhu, W. W., et al. 2021, *Nature*, accepted, arXiv:2107.08205
- Lorimer, D. R., Bailes, M., McLaughlin, M. A., et al. 2007, *Science*, 318, 777. doi:10.1126/science.1147532
- Luo, R., Wang, B. J., Men, Y. P., et al. 2020, *Nature*, 586, 693. doi:10.1038/s41586-020-2827-2
- Lyubarsky, Y. 2014, *MNRAS*, 442, L9. doi:10.1093/mnras/slu046
- Lyutikov, M., Burzawa, L., & Popov, S. B. 2016, *MNRAS*, 462, 941. doi:10.1093/mnras/stw1669
- Masui, K., Lin, H.-H., Sievers, J., et al. 2015, *Nature*, 528, 523. doi:10.1038/nature15769
- Metzger, B. D., Margalit, B., & Sironi, L. 2019, *MNRAS*, 485, 4091. doi:10.1093/mnras/stz700
- Michilli, D., Seymour, A., Hessels, J. W. T., et al. 2018, *Nature*, 553, 182. doi:10.1038/nature25149
- Mingarelli, C. M. F., Levin, J., & Lazio, T. J. W. 2015, *ApJL*, 814, L20. doi:10.1088/2041-8205/814/2/L20
- Nikitin, I. 2021, *Journal of Physics Conference Series*, 1730, 012073. doi:10.1088/1742-6596/1730/1/012073
- Niu, C.-H., Li, D., Luo, R., et al. 2021, *ApJL*, 909, L8. doi:10.3847/2041-8213/abe7f0
- Pedregosa, F., Varoquaux, G., Varoquaux, A., et al., 2011, *J. Mach. Learn. Res.*, 12, 2825
- Petroff, E., Barr, E. D., Jameson, A., et al. 2016, *PASA*, 33, e045. doi:10.1017/pasa.2016.35
- Platts, E., Weltman, A., Walters, A., et al. 2019, *PhR*, 821, 1. doi:10.1016/j.physrep.2019.06.003
- Pleunis, Z., Michilli, D., Bassa, C. G., et al. 2021a, *ApJL*, 911, L3. doi:10.3847/2041-8213/abec72
- Pleunis, Z., Good, D. C., Kaspi, V. M., et al. 2021b, arXiv:2106.04356
- Price, D. C., Foster, G., Geyer, M., et al. 2019, *MNRAS*, 486, 3636. doi:10.1093/mnras/stz958
- Rajwade, K. M., Mickaliger, M. B., Stappers, B. W., et al. 2020, *MNRAS*, 495, 3551. doi:10.1093/mnras/staa1237
- Scholz, P., Spitler, L. G., Hessels, J. W. T., et al. 2016, *ApJ*, 833, 177. doi:10.3847/1538-4357/833/2/177
- Shannon, R. M., Macquart, J.-P., Bannister, K. W., et al. 2018, *Nature*, 562, 386. doi:10.1038/s41586-018-0588-y
- Soderberg, A. M., Kulkarni, S. R., Berger, E., et al. 2004, *ApJ*, 606, 994. doi:10.1086/383082
- Spitler, L. G., Scholz, P., Hessels, J. W. T., et al. 2016, *Nature*, 531, 202. doi:10.1038/nature17168
- Sun, H., Niu, G.C., Shen, M.L., et al. 2021, to be submitted
- Tarnopolski, M. 2016, *NewA*, 46, 54. doi:10.1016/j.newast.2015.12.006
- Thornton, D., Stappers, B., Bailes, M., et al. 2013, *Science*, 341, 53. doi:10.1126/science.1236789
- Totani, T. 2013, *PASJ*, 65, L12. doi:10.1093/pasj/65.5.L12
- Xiao, D., Wang, F., & Dai, Z. 2021, *Science China Physics, Mechanics, and Astronomy*, 64, 249501. doi:10.1007/s11433-020-1661-7
- Xu, S. Y. & Zhang, B. 2016, *ApJ*, 832, 199. doi:10.3847/0004-637X/832/2/199
- Zhang, B. 2014, *ApJL*, 780, L21. doi:10.1088/2041-8205/780/2/L21
- Zhang, B. 2017, *ApJL*, 836, L32. doi:10.3847/2041-8213/aa5ded
- Zhang, B. 2018a, *ApJL*, 867, L21. doi:10.3847/2041-8213/aae8e3
- Zhang, B. 2018b, *ApJL*, 854, L21. doi:10.3847/2041-8213/aaadba
- Zhang, B. 2020a, *Nature*, 587, 45. doi:10.1038/s41586-020-2828-1
- Zhang, B. 2021, *ApJL*, 907, L17. doi:10.3847/2041-8213/abd628
- Zhang, C. F., Jiang, J. C., Men, Y. P., et al. 2020b, *The Astronomer's Telegram*, 13699
- Zhang, Z. B., Kong, S. W., Huang, Y. F., et al. 2015, *Research in Astronomy and Astrophysics*, 15, 237-251. doi:10.1088/1674-4527/15/2/008
- Zhang, Z. B., Yang, E. B., Choi, C. S., et al. 2016, *MNRAS*, 462, 3243. doi:10.1093/mnras/stw1835
- Zhang Z. B., Zhang, C. T., Zhao, Y. X., et al. 2018a, *PASP*, 130, 054202. doi:10.1088/1538-3873/aaa6af

Zhang, Z. B., Chandra, P., Huang, Y. F., et al. 2018b, ApJ, 865, 82. doi:10.3847/1538-4357/aadc62

Zhu, W. W., Li, D., Luo, R., et al. 2020, ApJL, 895, L6. doi:10.3847/2041-8213/ab8e46