

$\eta(1295) \rightarrow 3\pi$ decays

N.N. Achasov * and G.N. Shestakov †

Laboratory of Theoretical Physics, S.L. Sobolev Institute for Mathematics, 630090, Novosibirsk, Russia

The radially excited pseudoscalar state $\eta(1295)$ is still poorly understood [as well as its $SU(3)$ partners $\pi(1300)$ and $K(1460)$] and we want to attract attention experimenters to its comprehensive study. As for the main three-body decay $\eta(1295) \rightarrow \eta\pi\pi$, here the main interest is the measurements of the shapes of the $\eta\pi$ and $\pi\pi$ mass spectra in which the contributions from the $a_0(980)$ resonance and the large $\pi\pi$ S wave (σ) should manifest themselves. To describe these mass spectra, we propose to use a simple isobar model with a single fitting parameter characterizing the relative intensity of the $a_0(980)$ and σ state production. Our main goal is to discuss the dynamics of the isospin-breaking decays $\eta(1295) \rightarrow \pi^+\pi^-\pi^0$ and $\eta(1295) \rightarrow 3\pi^0$, whose experimental studies could continue the impressive story of isospin violations in the decays of light isoscalar mesons $\omega \rightarrow 2\pi$, $\eta \rightarrow 3\pi$, $\eta' \rightarrow 3\pi$, $\eta(1405) \rightarrow 3\pi$, and $f_1(1285) \rightarrow 3\pi$. We estimate the widths of the isospin-breaking decays $\eta(1295) \rightarrow 3\pi$ produced via the mixing of the $\pi^0 - \eta$ and $a_0^0(980) - f_0(980)$ states and also due to the $\pi^0(1300) - \eta(1295)$ mixing. Processes that have the potential for detecting $\eta(1295) \rightarrow 3\pi$ decays are discussed.

I. INTRODUCTION

Mechanisms of the isospin-breaking decays of light mesons are highly diverse. For instance, the decay of $\omega \rightarrow \pi^+\pi^-$ [1] occurs mainly due to the $\rho^0 - \omega$ mixing [2, 3]. The seed mechanism of the $\eta \rightarrow 3\pi$ [4–6] and $\eta' \rightarrow 3\pi$ [7, 8] decays is the $\pi^0 - \eta$ mixing, the manifestation of which is significantly enhanced due to the strong interaction of pions in the final state. This fact was gradually elucidated as a result of great efforts over more than fifty years to explain the data on the decays $\eta \rightarrow 3\pi$, see Refs. [9–24] for details. In these works, the complicated technique is presented for taking into account pair interactions in three-pion final states based on the unitarized chiral perturbation theory and solutions of dispersion equations for the $\pi\pi$ S and P waves. Decays $a_0^0(980) \rightarrow \pi^+\pi^-$ and $f_0(980) \rightarrow \eta\pi^0$ discovered by the BESIII Collaboration [25, 26] are due to the $a_0^0(980) - f_0(980)$ mixing [27–30]. The significant isospin breaking in the $\eta(1405) \rightarrow f_0(980)\pi^0 \rightarrow 3\pi$ decays is explained mainly by the triangle logarithmic singularity, which is present in the transition amplitude $\eta(1405) \rightarrow (K^*\bar{K} + \bar{K}^*K) \rightarrow (K^+K^- + K^0\bar{K}^0)\pi^0 \rightarrow f_0(980)\pi^0 \rightarrow 3\pi$ [31–37]. Experimental results on the search for $a_0^0(980) - f_0(980)$ mixing in the $\eta(1405) \rightarrow f_0(980)\pi^0 \rightarrow 3\pi$ decays [31] and also in the $f_1(1285) \rightarrow f_0(980)\pi^0 \rightarrow 3\pi$ decays, which were discovered by the VES [38, 39] and BESIII [40] Collaborations, suggest a broader perspective on the isotopic symmetry breaking effects due to the K^+ and K^0 mass difference. It has become clear that not only the $a_0^0(980) - f_0(980)$ mixing but also any mechanism producing $K\bar{K}$ pairs with a definite isospin in an S -wave gives rise to such effects [30, 41], thus suggesting a new tool for studying the nature and production mechanisms of light scalars. As for the $\eta(1295) \rightarrow 3\pi$ decays, a hint at their existence was obtained by the BESIII Collaboration in the study of the processes $e^+e^- \rightarrow J/\psi \rightarrow \gamma 3\pi$ [31]. However, it remains unclear which of the two mesons $\eta(1295)$ or $f_1(1285)$ (or both together) lead to a slight excess over the smooth background in the three-pion mass spectra around 1290 MeV [31].

In the present paper, we discuss the mechanisms that can lead to the isospin-breaking decays $\eta(1295) \rightarrow \pi^0\pi^+\pi^-$ and $\eta(1295) \rightarrow 3\pi^0$, and also the processes having the potential for detecting such decays. The paper is organized as follows. In Sec. II we construct a simple isobar model for the main decay of the $\eta(1295)$ into $\eta\pi\pi$. The model takes into account the amplitudes of subprocesses $\eta(1295) \rightarrow a_0(980)\pi \rightarrow \eta\pi\pi$ and $\eta(1295) \rightarrow \eta\sigma \rightarrow \eta(\pi\pi)_S$ the coherent sum of which defines the shapes of the $\eta\pi$ and $\pi\pi$ mass spectra or the corresponding $\eta(1295) \rightarrow \eta\pi\pi$ Dalitz plots (here σ is a symbolic notation for the virtual S -wave hadronic system with isospin $I = 0$ decaying into $\pi\pi$). Fitting the data on the $\eta\pi$ and $\pi\pi$ mass spectra within this model using a single parameter characterizing the relative intensity of the $a_0(980)$ and σ state production will allow easily to elucidate whether it is necessary to use for their description more complex theoretical models (similar, for example, to those discussed in Refs. [21, 24] for $\eta' \rightarrow \eta\pi\pi$ decays). Note that unlike the decays $\eta \rightarrow 3\pi$, $\eta' \rightarrow 3\pi$, and $\eta' \rightarrow \eta\pi\pi$ any theoretical predictions relative to the overall normalization of the decay amplitude $\eta(1295) \rightarrow \eta\pi\pi$ is absent. That is, with a modern state of the theory, this normalization can be determined only from the experimental data on the decay width of $\eta(1295) \rightarrow \eta\pi\pi$. In Sec. III we use the above model for $\eta(1295) \rightarrow \eta\pi\pi$ to estimate the widths of the direct decays $\eta(1295) \rightarrow 3\pi$ caused by the $\pi^0 - \eta$ and $a_0^0(980) - f_0(980)$ mixing. These sources of the isospin breaking lead to very different shapes of the

* achasov@math.nsc.ru

† shestako@math.nsc.ru

two-pion mass spectra. Due to the $\pi^0 - \eta$ mixing, the $\pi^0\pi^+$, $\pi^+\pi^-$, and $\pi^0\pi^0$ mass spectra turn out to be wide and rather smooth. The $a_0^0(980) - f_0(980)$ mixing amplitude is large between the K^+K^- and $K^0\bar{K}^0$ thresholds [27] and as a result leads to the narrow (about 10 MeV wide) resonancelike structures in $\pi^+\pi^-$ and $\pi^0\pi^0$ mass spectra in the 1 GeV energy region. Another source of $\eta(1295) \rightarrow 3\pi$ decays is the mixing of the $\eta(1295)$ and $\pi^0(1300)$ resonances. The presence of this mechanism, which violates isospin, fundamentally distinguishes the case under consideration from the cases of the decays $\eta \rightarrow 3\pi$, $\eta' \rightarrow 3\pi$, $\eta(1405) \rightarrow 3\pi$, and $f_1(1285) \rightarrow 3\pi$. In Sec. IV we discuss the effect of the $\pi^0(1300) - \eta(1295)$ mixing and present estimates for the $\eta(1295) \rightarrow 3\pi$ decay widths caused by the considered isospin-breaking mechanisms. Note that when estimating the widths of the direct decays $\eta(1295) \rightarrow 3\pi$ caused by $\pi^0 - \eta$ and $a_0^0(980) - f_0(980)$ mixing, we did not take into account the rescattering effects of pions in the final state. However, such approach utilizing a minimum number of free parameters presents a quite reasonable guide for the primary treatment of future data. Currently, data on the $\eta(1295) \rightarrow 3\pi$ decays is completely absent, and the applicability of the chiral perturbation theory to the analysis of $\eta(1295) \rightarrow 3\pi$ is not obvious. By the way, the transition $\eta(1295) \rightarrow \pi^0(1300) \rightarrow 3\pi$ can be considered as a peculiar kind of final state interaction. In Sec. V the processes that can be used to search for $\eta(1295) \rightarrow 3\pi$ decays are discussed. The results of our analysis are briefly summarized in Sec. VI.

II. THE $\eta(1295) \rightarrow \eta\pi^+\pi^-$ DECAY

First of all, we note that the $\eta(1295)$ meson, like its probable $SU(3)$ partners $\pi(1300)$ and $K(1460)$ [1], has not been sufficiently studied yet, despite a large number of experiments performed [1, 42–52]. Progress in the investigation of the $\eta(1295)$ would be highly desirable, especially since its searches in $\gamma\gamma$ collisions [53], in central production [54, 55] and in a number of experiments on the radiative J/ψ decays [56–58] did not give the expected results. Recently, the properties of excited pseudoscalar states have been discussed in Refs. [52, 59–63].

The state $\eta(1295)$ was first discovered as a result of a partial-wave analysis of the $\eta\pi^+\pi^-$ system in the reaction $\pi^-p \rightarrow \eta\pi^+\pi^-n$ at 8.45 GeV [43] and then confirmed in other experiments on the reactions $\pi^-p \rightarrow \eta\pi^+\pi^-n$ [44, 46, 49, 50], $\pi^-p \rightarrow \eta\pi^0\pi^0n$ [48], $\pi^-p \rightarrow K^+K_S^0\pi^-n$ [45], $\pi^-p \rightarrow K^+K^-\pi^0n$ [51], $J/\psi \rightarrow \gamma\eta\pi^+\pi^-$ [47], and $B^+ \rightarrow K^+\eta\pi\pi$ [52] (see also [1, 42]). In almost all experiments, the separation of signals from $\eta(1295)$ and $f_1(1285)$ states, having common decay modes, was carried out. The results of the partial-wave analyzes indicate that the $\eta(1295)$ decays predominantly via quasi-two-body intermediate states: $\eta(1295) \rightarrow a_0(980)\pi \rightarrow \eta\pi\pi$ and $\eta(1295) \rightarrow \eta\sigma \rightarrow \eta(\pi\pi)_S$. The relation between the $\eta(1295) \rightarrow a_0(980)\pi$ and $\eta(1295) \rightarrow \eta\sigma$ modes are not well defined [1, 42–52]. But there are no special indications of the dominance of any one of them. According to the Particle Data Group (PDG) [1], the mass and total width of the $\eta(1295)$ are 1294 ± 4 MeV and 55 ± 5 MeV, respectively.

To estimate the probabilities of the isospin-breaking decays $\eta(1295) \rightarrow 3\pi$, it is necessary to have a model for the main decay $\eta(1295) \rightarrow \eta\pi^+\pi^-$. The decay width of $\eta(1295) \rightarrow \eta\pi^0\pi^0$ is related to the $\eta(1295) \rightarrow \eta\pi^+\pi^-$ one by the isotopic relation $2\Gamma_{\hat{\eta} \rightarrow \eta\pi^0\pi^0} = \Gamma_{\hat{\eta} \rightarrow \eta\pi^+\pi^-}$ [here and hereinafter $\hat{\eta}$ is a short notation for $\eta(1295)$]. We use a simple isobar model (see, for example, Refs. [8, 64, 65] and references therein) and write the amplitude of the $\eta(1295) \rightarrow \eta\pi^+\pi^-$ decay as follows:

$$F_{\hat{\eta} \rightarrow \eta\pi^+\pi^-}(s, t, u) = T_{a_0^+}(s) + T_{a_0^-}(t) + T_{\sigma}^{\hat{\eta}}(u), \quad (1)$$

where s , t , and u are the $\eta\pi^+$, $\eta\pi^-$, and $\pi^+\pi^-$ invariant mass squared, respectively, and the amplitudes T have the form

$$T_{a_0^+}(s) + T_{a_0^-}(t) = \frac{g_{\hat{\eta}a_0\pi}g_{a_0\eta\pi}}{16\pi} \left(\frac{1}{D_{a_0^+}(s)} + \frac{1}{D_{a_0^-}(t)} \right), \quad T_{\sigma}^{\hat{\eta}}(u) = C_{\hat{\eta}} T_{\sigma}^0(u) = C_{\hat{\eta}} \frac{\eta_0^0(u)e^{\delta_0^0(u)} - 1}{2i\rho_{\pi^+\pi^-}(u)}. \quad (2)$$

That is, the amplitudes $T_{a_0^+}(s)$ and $T_{a_0^-}(t)$ are saturated by the contributions of intermediate $a_0^+(980)$ and $a_0^-(980)$ states that manifest themselves in the $\eta(1295) \rightarrow \eta\pi^+\pi^-$ decay in the form of peaks in the $\eta\pi^+$ and $\eta\pi^-$ mass spectra, respectively; here $D_{a_0^\pm}$ is the inverse propagator of the $a_0^\pm(980)$ resonance in which the finite width corrections are taken into account (see its explicit form, for example, in Refs. [30, 41, 66]). For the coupling constants of the $a_0(980)$ with pairs of light pseudoscalar mesons, we use the relations valid in the four-quark model [67, 68]:

$$g_{a_0\eta\pi} = \bar{g} \cos(\theta_i - \theta_p), \quad g_{a_0\eta'\pi} = -\bar{g} \sin(\theta_i - \theta_p), \quad g_{a_0^+K^+K^0} = g_{a_0^-K^0K^-} = \bar{g}, \quad (3)$$

where \bar{g} is the overall coupling constant, $\theta_i = 35.3^\circ$ is the so-called ‘‘ideal’’ mixing angle and $\theta_p = -11.3^\circ$ is the mixing angle in the nonet of the light pseudoscalar mesons [1]. The corresponding decay widths have the standard form $\sqrt{s}\Gamma_{a_0 \rightarrow ab}(s) = g_{a_0ab}^2 \rho_{ab}(s) / (16\pi)$, where $\rho_{ab}(s) = [s^2 - 2s(m_a^2 + m_b^2) + (m_a^2 - m_b^2)^2]^{1/2} / s$. For further estimates,

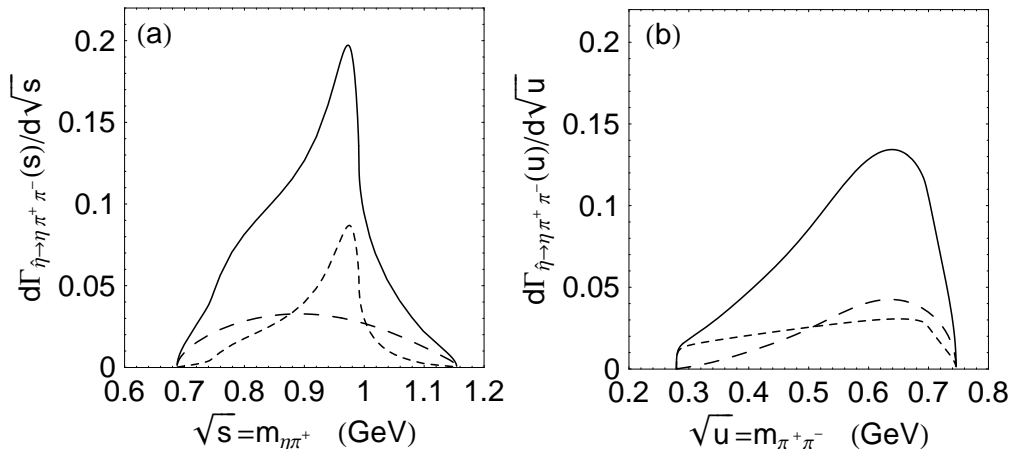


Figure 1: The solid curves show the mass spectra (a) $\eta\pi^+$ and (b) $\pi^+\pi^-$ in the decay $\eta(1295) \rightarrow \eta\pi^+\pi^-$. Contributions from the $a_0(980)\pi$ and $\eta\sigma$ intermediate states are shown by short and long dashed curves, respectively.

we set $m_{a_0} = 0.985$ GeV and $g_{a_0\eta\pi}^2/(16\pi) = 0.2$ GeV² [30, 41, 66]. The amplitude $T_\sigma^{\hat{\eta}}(u)$, describing the interaction in the $\pi\pi$ channel, is taken according to Eq. (2) proportional to the S -wave $\pi\pi$ scattering amplitude with isospin $I = 0$; $\eta_0^0(u)$ and $\delta_0^0(u)$ are its inelasticity (equal to 1 for $u < 4m_{K^+}^2$) and phase, respectively. We take the amplitude $T_0^0(u)$ from Ref. [69] at the values of the parameters indicated in Table I for fitting variant I. In this work, the excellent simultaneous descriptions of the phase shifts, inelasticity, and mass distributions in the reactions $\pi\pi \rightarrow \pi\pi$, $\pi\pi \rightarrow K\bar{K}$, and $\phi \rightarrow \pi^0\pi^0\gamma$ was obtained.

The variables s , t , and u are related by the relation $\Sigma \equiv s + t + u = M^2 + m_\eta^2 + 2m_{\pi^+}^2$, where M is the invariant mass of the initial (virtual) state $\eta(1295)$. To simplify the notations, we do not indicate M among the arguments on which the amplitudes of the considered decays depend. Choosing $s \equiv m_{\eta\pi^+}^2$ and $u \equiv m_{\pi^+\pi^-}^2$ as independent variables and taking into account the adopted normalizations in Eqs. (1) and (2), we write the total decay width of $\eta(1295) \rightarrow \eta\pi^+\pi^-$ in the form

$$\Gamma_{\hat{\eta} \rightarrow \eta\pi^+\pi^-} = \frac{1}{\pi M^3} \int |F_{\hat{\eta} \rightarrow \eta\pi^+\pi^-}(s, t, u)|^2 ds du. \quad (4)$$

Integration limits for three-body decays are given in Ref. [70]. The constants $g_{\hat{\eta}a_0\pi}$ and $C_{\hat{\eta}}$ introduced in Eq. (2) can be estimated by assuming the condition of equality of the contributions from the amplitudes $T_{a_0^+}(s) + T_{a_0^-}(t)$ and $T_\sigma^{\hat{\eta}}(u)$ into the $\eta(1295) \rightarrow \eta\pi^+\pi^-$ decay width (see the discussion of experimental data in the second paragraph of this section) and normalizing the contribution of the module squared of their coherent sum [see Eqs. (1) and (4)] to the value $\Gamma_{\hat{\eta} \rightarrow \eta\pi^+\pi^-} \approx (2/3)\Gamma_{\hat{\eta}}^{\text{tot}} \approx 36$ MeV. For the nominal mass of the $\eta(1295)$ meson [1], we obtain $g_{\hat{\eta}a_0\pi} \approx 1.26$ GeV and $C_{\hat{\eta}} \approx 0.626$. The mass spectra of the $\eta\pi^+$ and $\pi^+\pi^-$ pairs,

$$\frac{d\Gamma_{\hat{\eta} \rightarrow \eta\pi^+\pi^-}(s)}{d\sqrt{s}} = \frac{2\sqrt{s}}{\pi M^3} \int |F_{\hat{\eta} \rightarrow \eta\pi^+\pi^-}(s, t, u)|^2 du \quad \text{and} \quad \frac{d\Gamma_{\hat{\eta} \rightarrow \eta\pi^+\pi^-}(u)}{d\sqrt{u}} = \frac{2\sqrt{u}}{\pi M^3} \int |F_{\hat{\eta} \rightarrow \eta\pi^+\pi^-}(s, t, u)|^2 ds, \quad (5)$$

corresponding to the above values of the parameters are shown in Fig. 1. The peak due to the $a_0^+(980)$ resonance is clearly visible in the $\eta\pi^+$ mass spectrum. The mass spectrum of $\pi^+\pi^-$ is naturally smoother. By varying the constants $g_{\hat{\eta}a_0\pi}$ and $C_{\hat{\eta}}$, one can obtain various shapes for these mass spectra and use the specified parametrization for fitting. Unfortunately, for the $\eta(1295) \rightarrow \eta\pi^+\pi^-$ decay there is still no data cleared of significant foreign admixtures. We are now in position to move on to estimating probabilities of the decays $\eta(1295) \rightarrow 3\pi$.

III. DIRECT DECAYS $\eta(1295) \rightarrow \pi^0\pi^+\pi^-$ AND $\eta(1295) \rightarrow 3\pi^0$

The diagrams responsible for the direct decays $\eta(1295) \rightarrow \pi^0\pi^+\pi^-$ are shown in Fig. 2. Diagrams (a), (b), and (c) are due to the $\pi^0 - \eta$ mixing [10], and diagram (d) is due to the $a_0^0(980) - f_0(980)$ mixing [27]. The corresponding

amplitude can be written in the form

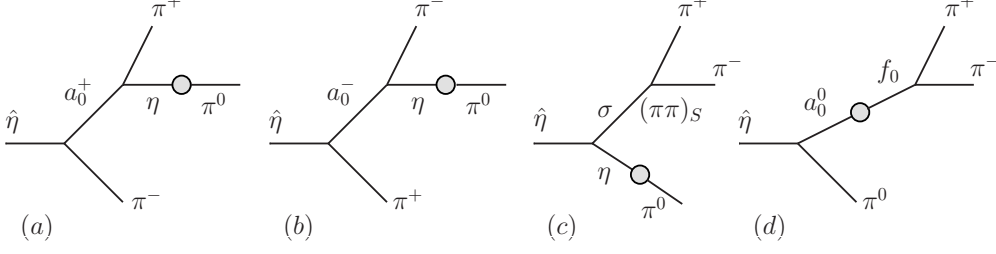


Figure 2: Direct decays $\eta(1295) \rightarrow \pi^0 \pi^+ \pi^-$.

$$F_{\hat{\eta} \rightarrow \pi^0 \pi^+ \pi^-}^{\text{dir}}(s, t, u) \equiv F_c^{\text{dir}}(s, t, u) = \frac{\Pi_{\pi^0 \eta}}{m_\eta^2 - m_{\pi^0}^2} \left(T_{a_0^+}(s) + T_{a_0^-}(t) + T_\sigma^\eta(u) \right) + \frac{g_{\hat{\eta} a_0 \pi} g_{f_0 \pi^+ \pi^-}}{16\pi} e^{i\delta_B(u)} G_{a_0^0 f_0}(u), \quad (6)$$

where $\Pi_{\pi^0 \eta}$ is the mass squared of the $\pi^0 - \eta$ transition, $\delta_B(u)$ is a smooth and large phase (of about 90° for $\sqrt{u} = m_{\pi^+ \pi^-} \approx 1$ GeV) of the elastic background accompanying the $f_0(980)$ resonance in the S -wave reaction $\pi\pi \rightarrow \pi\pi$ in the channel with isospin $I = 0$ [27–29], and $G_{a_0^0 f_0}(u)$ is the propagator of the $a_0^0(980) - f_0(980)$ transition [27, 30, 41];

$$G_{a_0^0 f_0}(u) = \frac{\Pi_{a_0^0 f_0}(u)}{D_{a_0^0}(u) D_{f_0}(u) - \Pi_{a_0^0 f_0}^2(u)}, \quad (7)$$

$$\Pi_{a_0^0 f_0}(u) = \frac{g_{a_0^0 K^+ K^-} g_{f_0 K^+ K^-}}{16\pi} \left[i[\rho_{K^+ K^-}(u) - \rho_{K^0 \bar{K}^0}(u)] - \frac{\rho_{K^+ K^-}(u)}{\pi} \ln \frac{1 + \rho_{K^+ K^-}(u)}{1 - \rho_{K^+ K^-}(u)} + \frac{\rho_{K^0 \bar{K}^0}(u)}{\pi} \ln \frac{1 + \rho_{K^0 \bar{K}^0}(u)}{1 - \rho_{K^0 \bar{K}^0}(u)} \right], \quad (8)$$

where $\rho_{K\bar{K}}(u) = \sqrt{1 - 4m_K^2/u}$ for $\sqrt{u} \geq 2m_K$; if $\sqrt{u} \leq 2m_K$, then $\rho_{K\bar{K}}(u)$ should be replaced to $i|\rho_{K\bar{K}}(u)|$. In Eq. (7) $D_{f_0}(u)$ is the inverse propagator of the $f_0(980)$ resonance coupled with $\pi\pi$, $K\bar{K}$, and $\eta\eta$ channels (see, for example, Ref. [41]). For further estimates, we set $m_{f_0} = 0.985$ GeV, $(3/2)g_{f_0 \pi^+ \pi^-}^2/(16\pi) = 0.098$ GeV², $2g_{f_0 K^+ K^-}^2/(16\pi) = 0.4$ GeV², and $g_{f_0 \eta\eta}^2 = g_{f_0 K^+ K^-}^2$ [41]. Notice that the phase of the amplitude of the $a_0^0(980) - f_0(980)$ mixing, $\Pi_{a_0^0 f_0}(u)$, in the region between $K^+ K^-$ and $K^0 \bar{K}^0$ thresholds changes by about 90° [28, 29, 41]. This fact is crucial for the observation of the $a_0^0(980) - f_0(980)$ mixing effect in polarization experiments [28, 29]. According to the analysis presented in Ref. [71], we use to estimate $\Pi_{\pi^0 \eta}$ the value equal to -0.004 GeV², see also Refs. [72, 73].

The decay amplitude $\eta(1295) \rightarrow 3\pi^0$, taking into account the identity of the π^0 mesons, can be written as [20]

$$F_{\hat{\eta} \rightarrow 3\pi^0}^{\text{dir}}(s, t, u) \equiv F_n^{\text{dir}}(s, t, u) = F_c^{\text{dir}}(s, t, u) + F_c^{\text{dir}}(u, s, t) + F_c^{\text{dir}}(t, u, s). \quad (9)$$

The full decay widths $\Gamma_{\eta(1295) \rightarrow \pi^0 \pi^+ \pi^-}^{\text{dir}}$ and $\Gamma_{\eta(1295) \rightarrow 3\pi^0}^{\text{dir}}$ are

$$\Gamma_{\hat{\eta} \rightarrow \pi^0 \pi^+ \pi^-}^{\text{dir}} = \frac{1}{\pi M^3} \int |F_c^{\text{dir}}(s, t, u)|^2 dsdu \quad \text{and} \quad \Gamma_{\hat{\eta} \rightarrow 3\pi^0}^{\text{dir}} = \frac{1}{6\pi M^3} \int |F_n^{\text{dir}}(s, t, u)|^2 dsdu. \quad (10)$$

For the above values of the parameters, we get

$$\Gamma_{\hat{\eta} \rightarrow \pi^0 \pi^+ \pi^-}^{\text{dir}} \approx 0.027 \text{ MeV} \quad \text{and} \quad \Gamma_{\hat{\eta} \rightarrow 3\pi^0}^{\text{dir}} \approx 0.031 \text{ MeV}. \quad (11)$$

As can be seen from Figs. 3 and 4, both mechanisms breaking isospin, $\pi^0 - \eta$ mixing and $a_0^0(980) - f_0(980)$ mixing, make significant contributions to $\Gamma_{\hat{\eta} \rightarrow 3\pi^0}$. The contribution from the $a_0^0(980) - f_0(980)$ mixing to the $\pi^+ \pi^-$ and $\pi^0 \pi^0$ mass spectra is concentrated in a narrow region near the $K\bar{K}$ thresholds, see Figs. 3(b) and 4. At the maximum, this contribution reaches ≈ 11 in the $\pi^+ \pi^-$ mass spectrum [Fig. 3(b)] and ≈ 3.4 in the $\pi^0 \pi^0$ one (Fig. 4). For completeness, Fig. 5 shows the Dalitz plots for distributions $|F_c^{\text{dir}}(s, t, u)|^2/(\pi M^3)$ and $|F_n^{\text{dir}}(s, t, u)|^2/(6\pi M^3)$. The $a_0^0(980) - f_0(980)$ mixing mechanism is responsible for the areas of the strongest blackening in these plots.

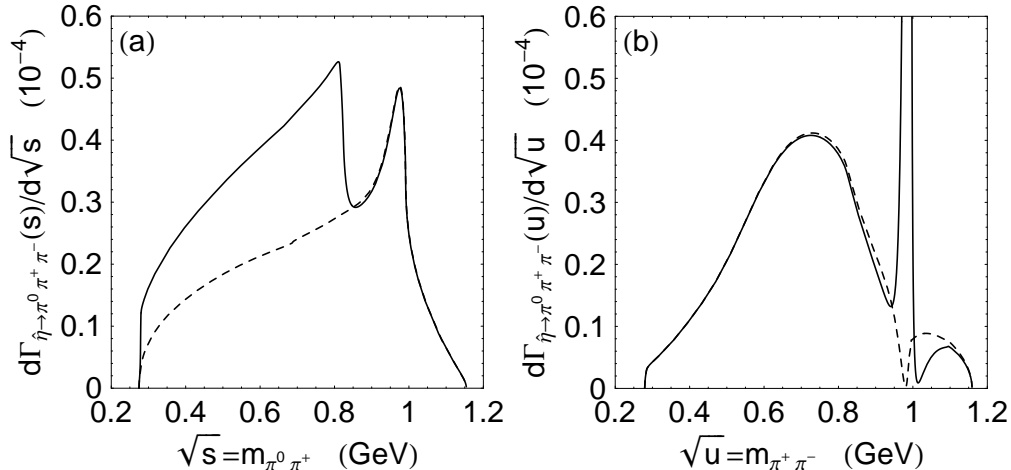


Figure 3: The solid curves show (a) $\pi^0\pi^+$ and (b) $\pi^+\pi^-$ mass spectra in the $\eta(1295) \rightarrow \pi^0\pi^+\pi^-$ decay; due to the $a_0^0(980) - f_0(980)$ mixing mechanism the $\pi^+\pi^-$ mass spectrum reaches ≈ 11 at its maximum. The areas under the solid curves correspond to $\Gamma_{\hat{\eta} \rightarrow \pi^0\pi^+\pi^-}^{\text{dir}} = 0.027$ MeV. The dashed curves show the contributions due to $\pi^0 - \eta$ mixing.

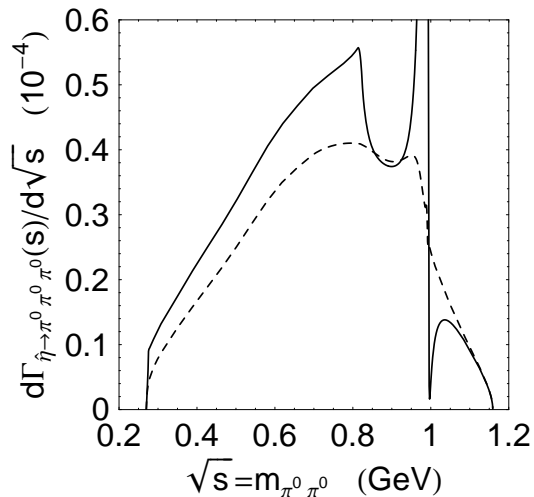


Figure 4: The solid curve shows $\pi^0\pi^0$ mass spectrum in the $\eta(1295) \rightarrow 3\pi^0$ decay; due to the $a_0^0(980) - f_0(980)$ mixing mechanism the $\pi^0\pi^0$ mass spectrum reaches ≈ 3.4 at its maximum. The area under the solid curve corresponds to $\Gamma_{\hat{\eta} \rightarrow 3\pi^0}^{\text{dir}} = 0.031$ MeV. The dashed curve shows the contribution due to $\pi^0 - \eta$ mixing.

IV. $\pi^0(1300) - \eta(1295)$ MIXING

Suppose that for the states $\eta(1295)$ and $\pi^0(1300)$ that are close in mass, their mixing occurs at the same level as the $\rho^0 - \omega$ mixing [1, 2, 74–76]. Thus we set $\text{Re}\Pi_{\hat{\pi}^0\hat{\eta}} \approx \text{Re}\Pi_{\rho^0\omega} \approx \Pi_{\rho^0\omega} \approx 0.0034 \text{ GeV}^2$, where $\Pi_{\hat{\pi}^0\hat{\eta}}$ and $\Pi_{\rho^0\omega}$ are the square of the masses of the $\pi^0(1300) - \eta(1295)$ and $\rho^0 - \omega$ transitions, respectively [here and hereinafter $\hat{\pi}$ is a short notation for $\pi(1300)$]. Hence, the following rough estimate can be obtained for the width of the $\eta(1295) \rightarrow 3\pi$ decay caused by the $\pi^0(1300) - \eta(1295)$ mixing:

$$\Gamma_{\hat{\eta} \rightarrow \hat{\pi}^0 \rightarrow 3\pi}^{\text{mix}} \approx \left| \frac{\text{Re}\Pi_{\hat{\pi}^0\hat{\eta}}}{-im_{\hat{\pi}}\Gamma_{\hat{\pi}}^{\text{tot}}} \right|^2 \Gamma_{\hat{\pi} \rightarrow 3\pi} \approx 0.023 \text{ MeV}. \quad (12)$$

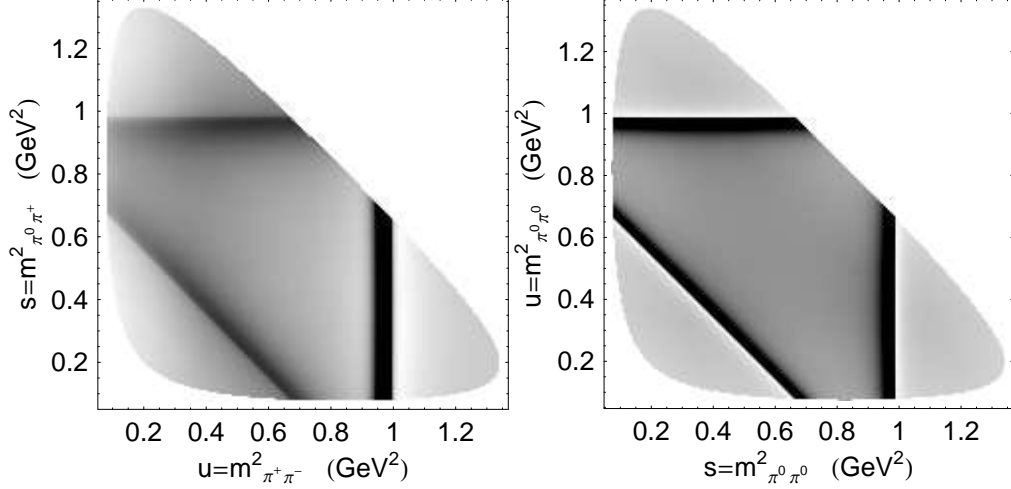


Figure 5: The Dalitz plots for distributions (a) $|F_c^{\text{dir}}(s, t, u)|^2/(\pi M^3)$ and (b) $|F_n^{\text{dir}}(s, t, u)|^2/(6\pi M^3)$. The $a_0^0(980) - f_0(980)$ mixing mechanism is responsible for the areas of the strongest blackening in these plots.

Here we put $m_{\hat{\pi}} \approx 1300$ MeV and $\Gamma_{\hat{\pi}}^{\text{tot}} \approx \Gamma_{\hat{\pi} \rightarrow 3\pi} \approx 300$ MeV (note that the data on the $\pi(1300)$ is very poor [1]). This value is close to the estimates of $\Gamma_{\hat{\eta} \rightarrow \pi^0 \pi^+ \pi^-}^{\text{dir}}$ and $\Gamma_{\hat{\eta} \rightarrow 3\pi^0}^{\text{dir}}$ indicated in Eq. (11) for the mechanisms of the direct $\eta(1295) \rightarrow 3\pi$ decays. Let us try to determine the widths of the individual decay modes that add up to $\Gamma_{\hat{\eta} \rightarrow \hat{\pi}^0 \rightarrow 3\pi}^{\text{mix}}$. With the help of isotopic invariance alone, which gives

$$\begin{aligned} \Gamma_{\hat{\pi}^+ \rightarrow 3\pi} &= \Gamma_{\hat{\pi}^+ \rightarrow \pi^+ \pi^+ \pi^-} + \Gamma_{\hat{\pi}^+ \rightarrow \pi^+ \pi^0 \pi^0} = \Gamma_{\hat{\pi}^0 \rightarrow 3\pi} = \Gamma_{\hat{\pi}^0 \rightarrow \pi^0 \pi^+ \pi^-} + \Gamma_{\hat{\pi}^0 \rightarrow 3\pi^0}, \\ \Gamma_{\hat{\pi}^+ \rightarrow \pi^+ \pi^+ \pi^-} &= \Gamma_{\hat{\pi}^+ \rightarrow \pi^+ \pi^0 \pi^0} + \Gamma_{\hat{\pi}^0 \rightarrow 3\pi^0} \quad (\text{or } \Gamma_{\hat{\pi}^0 \rightarrow \pi^0 \pi^+ \pi^-} = 2\Gamma_{\hat{\pi}^+ \rightarrow \pi^+ \pi^0 \pi^0}), \end{aligned} \quad (13)$$

this cannot be done. A simple estimate of the components of $\Gamma_{\hat{\eta} \rightarrow \hat{\pi}^0 \rightarrow 3\pi}^{\text{mix}}$ can be obtained if we assume that the decay $\pi(1300) \rightarrow 3\pi$ occurs via $\rho\pi$ and $\sigma\pi$ intermediate states. In so doing, the possible contributions of the $\pi\pi$ S -wave with isospin $I = 2$ to the final three-pion states should be neglected. Experimental data on the ratio between the $\rho\pi$ and $\sigma\pi$ modes are inconsistent [1, 60, 77, 78]. By analogy with Eq. (2), we write the decay amplitude $\pi^0(1300) \rightarrow \pi^0 \sigma \rightarrow \pi^0(\pi^+ \pi^-)_S$ in the form $T_{\hat{\pi}}^{\sigma}(u) = C_{\hat{\pi}} T_0^0(u)$. The naive quark model allows us to relate the constants $C_{\hat{\pi}}$ and $C_{\hat{\eta}}$ by the relation $C_{\hat{\pi}} = C_{\hat{\eta}}/\sin(\theta_i - \theta_p) \approx 1.376C_{\hat{\eta}}$, if, due to the proximity of the masses of $\pi(1300)$ and $\eta(1295)$ states, we accept for the $\eta(1295)$ the quark structure of the form $(u\bar{u} + d\bar{d})/\sqrt{2}$. In that case the numerical calculation similar to those done in Secs. II and III gives $\Gamma_{\hat{\pi}^0 \rightarrow \pi^0 \sigma \rightarrow \pi^0 \pi^+ \pi^-} \approx 85$ MeV and $\Gamma_{\hat{\pi}^0 \rightarrow \pi^0 \sigma \rightarrow 3\pi^0} \approx 107$ MeV. Consequently, approximately 200 MeV in the $\pi(1300) \rightarrow 3\pi$ decay width falls on the contribution from the $\sigma\pi$ intermediate state and the rest is due to the $\pi(1300) \rightarrow \rho\pi \rightarrow 3\pi$ decay. For $\Gamma_{\hat{\pi} \rightarrow 3\pi} \approx 300$ MeV, the value of $\Gamma_{\hat{\eta} \rightarrow \hat{\pi}^0 \rightarrow 3\pi}^{\text{mix}}$ indicated in Eq. (12) is thus added from three approximately equal partial widths $\Gamma_{\hat{\eta} \rightarrow \hat{\pi}^0 \rightarrow \pi^0 \sigma \rightarrow \pi^0 \pi^+ \pi^-}^{\text{mix}}$, $\Gamma_{\hat{\eta} \rightarrow \hat{\pi}^0 \rightarrow \pi^0 \sigma \rightarrow 3\pi^0}^{\text{mix}}$, and $\Gamma_{\hat{\eta} \rightarrow \hat{\pi}^0 \rightarrow \rho^\pm \pi^\mp \rightarrow \pi^0 \pi^+ \pi^-}^{\text{mix}}$. Note that the decay mode $\eta(1295) \rightarrow \rho^\pm \pi^\mp \rightarrow \pi^0 \pi^+ \pi^-$ appears only due to the $\pi^0(1300) - \eta(1295)$ mixing.

The imaginary part of the transition amplitude $\Pi_{\hat{\pi}^0 \hat{\eta}}$ is due to the contributions of real intermediate states. An example of a diagram that contributes to $\text{Im}\Pi_{\hat{\pi}^0 \hat{\eta}}$ is shown in Fig. 6, where the vertical dashed lines cutting the diagram mean that the 4-momenta of the intermediate particles, either 3π or $\eta\pi\pi$, lie on their mass shells. An estimate of this contribution to $\text{Im}\Pi_{\hat{\pi}^0 \hat{\eta}}$ gives

$$\begin{aligned} \text{Im}\Pi_{\hat{\pi}^0 \hat{\eta}} &= \frac{\Pi_{\pi^0 \eta}}{m_{\hat{\eta}}^2 - m_{\pi^0}^2} \frac{C_{\hat{\eta}} C_{\hat{\pi}}}{\pi M^2} \frac{3}{2} \left(\int_{3\pi \text{ p.s.}} |T_0^0(u)|^2 ds du - \int_{\eta\pi\pi \text{ p.s.}} |T_0^0(u)|^2 ds du \right) \\ &\approx (-0.0017 + 0.0004) \text{ GeV}^2 \approx -0.0013 \text{ GeV}^2. \end{aligned} \quad (14)$$

Here, in the first term, integration is carried out over the three-pion phase space (3π p.s.), and in the second, over the phase space of $\eta\pi\pi$. The imaginary parts of the transition amplitudes $\eta(1295) \rightarrow a_0^\pm(980)\pi^\mp \rightarrow \eta\pi^+\pi^- \rightarrow \pi^0\pi^+\pi^- \rightarrow (\pi^0\sigma + \rho^\pm\pi^\mp) \rightarrow \pi^0(1300)$ and $\eta(1295) \rightarrow a_0^0(980)\pi^0 \rightarrow (K^+K^- + K^0\bar{K}^0)\pi^0 \rightarrow f_0(980)\pi^0 \rightarrow \pi\pi\pi^0 \rightarrow$

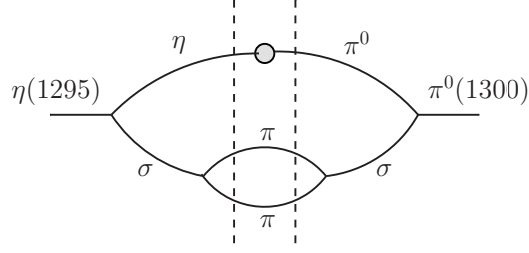


Figure 6: An example of a diagram contributing to $\text{Im}\Pi_{\hat{\pi}^0\hat{\eta}}$. The vertical dashed lines cutting the diagram mean that the 4-momenta of the intermediate particles, either 3π or $\eta\pi\pi$, lie on their mass shells.

$(\pi^0\sigma + \rho^\pm\pi^\mp) \rightarrow \pi^0(1300)$ cannot be easily estimated because of the need to take into account contributions not only from three-body, but also from five-body real intermediate states. However, they cannot greatly exceed the above estimate of the contribution to $\text{Im}\Pi_{\hat{\pi}^0\hat{\eta}}$ from the transition $\eta(1295) \rightarrow \eta\sigma \rightarrow \pi^0\sigma \rightarrow \pi^0(1300)$. This is also confirmed by the upper estimate that roughly takes into account all contributions to $|\text{Im}\Pi_{\hat{\pi}^0\hat{\eta}}|$:

$$\begin{aligned} |\text{Im}\Pi_{\hat{\pi}^0\hat{\eta}}| &< m_{\hat{\eta}} \left(\sqrt{\Gamma_{\hat{\eta} \rightarrow \pi^0\pi^+\pi^-}^{\text{dir}} \Gamma_{\hat{\pi}^0 \rightarrow \pi^0\pi^+\pi^-}} + \sqrt{\Gamma_{\hat{\eta} \rightarrow 3\pi^0}^{\text{dir}} \Gamma_{\hat{\pi}^0 \rightarrow 3\pi^0}} \right) \\ &< m_{\hat{\eta}} \left(\sqrt{\Gamma_{\hat{\eta} \rightarrow \pi^0\pi^+\pi^-}^{\text{dir}}} + \sqrt{\Gamma_{\hat{\eta} \rightarrow 3\pi^0}^{\text{dir}}} \right) \sqrt{\Gamma_{\hat{\pi}^0 \rightarrow 3\pi}} \approx 0.0076 \text{ GeV}^2. \end{aligned} \quad (15)$$

So the estimates in Eqs. (11), (12), (14), and (15) say that the value of $\Gamma_{\eta(1295) \rightarrow 3\pi}$ may well turn out to be of the order of 0.1 MeV and, respectively, $\mathcal{B}(\eta(1295) \rightarrow 3\pi) \approx 0.2\%$. In so doing, one can hope that in the interference phenomena indications on the existence of the decays $\eta(1295) \rightarrow \pi^0\pi^+\pi^-$ and $\eta(1295) \rightarrow 3\pi^0$ can be detected at a level of a few percent of the main 3π signal.

For 3π production cross sections ($\pi^0\pi^+\pi^-$ or $3\pi^0$) in the pseudoscalar channel, we have

$$d\sigma(3\pi) = \left| \frac{A_{\hat{\pi}^0} F_{\hat{\pi}^0 \rightarrow 3\pi}(s, t, u)}{D_{\hat{\pi}^0}(M)} + \frac{A_{\hat{\eta}} [F_{\hat{\eta} \rightarrow 3\pi}^{\text{dir}}(s, t, u) + F_{\hat{\eta} \rightarrow \hat{\pi}^0 \rightarrow 3\pi}^{\text{mix}}(s, t, u)]}{D_{\hat{\eta}}(M)} \right|^2 dsdu, \quad (16)$$

where $A_{\hat{\pi}^0}$, $A_{\hat{\eta}}$ and $1/D_{\hat{\pi}^0}(M)$, $1/D_{\hat{\eta}}(M)$ are the production amplitudes and the Breit-Wigner propagators of the $\pi^0(1300)$, $\eta(1295)$ resonances, respectively, $F_{\hat{\pi}^0 \rightarrow 3\pi}(s, t, u)$ is the sum of the amplitudes of the $\pi^0(1300)$ decay into 3π via $\sigma\pi$ and $\rho\pi$ intermediate states, and

$$F_{\hat{\eta} \rightarrow \hat{\pi}^0 \rightarrow 3\pi}^{\text{mix}}(s, t, u) = \frac{\Pi_{\hat{\pi}^0\hat{\eta}} F_{\hat{\pi}^0 \rightarrow 3\pi}(s, t, u)}{D_{\hat{\pi}^0}(M)}. \quad (17)$$

If the channel $3\pi^0$ is investigated, then the contribution of the $\rho\pi$ mode is absent. If the channel $\rho^\pm\pi^\mp \rightarrow \pi^0\pi^+\pi^-$ is separated, then Eq. (16) does not contain the contribution of the amplitude $F_{\hat{\eta} \rightarrow 3\pi}^{\text{dir}}(s, t, u)$. Since $\Gamma_{\hat{\eta}}^{\text{tot}}$ is 4-6 times smaller than $\Gamma_{\hat{\pi}^0}^{\text{tot}}$ [1], the signal from the $\eta(1295)$ resonance has some enhancement. Of course, the interference pattern in the $\eta(1295)$ region depends fundamentally on the relative magnitude of the amplitudes $A_{\hat{\eta}}$ and $A_{\hat{\pi}^0}$.

V. WHERE TO SEARCH FOR $\eta(1295) \rightarrow 3\pi$ DECAYS?

The J/ψ radiative decays are dominated by hadron production in the states with the isospin $I = 0$. Therefore, the $\eta(1295)$ meson can manifest itself in the $J/\psi \rightarrow \gamma\eta(1295) \rightarrow \gamma 3\pi$ decays without accompaniment of the $\pi(1300)$. As already noted in the Introduction, a hint at the $J/\psi \rightarrow \gamma f_1(1285)/\eta(1295) \rightarrow \gamma\pi^0\pi^+\pi^-$, $\gamma\pi^0\pi^0\pi^0$ decays was obtained by the BESIII Collaboration [31]. In this experiment, the invariant masses of the $\pi^+\pi^-$ and $\pi^0\pi^0$ pairs in the $\pi^0\pi^+\pi^-$ and $\pi^0\pi^0\pi^0$ mass spectra were in the $f_0(980)$ region ($0.94 \text{ GeV} < m_{\pi^+\pi^-}(\pi^0\pi^0) < 1.04 \text{ GeV}$). In our model, the $\pi^+\pi^-$ and $\pi^0\pi^0$ masses spectra in this region are dominated by the transition $\eta(1295) \rightarrow a_0^0(980)\pi^0 \rightarrow f_0(980)\pi^0 \rightarrow 3\pi$ caused by $a_0^0(980) - f_0(980)$ mixing, see Figs. 3(b) and 4. Narrow peaks in the $\pi^+\pi^-$ and $\pi^0\pi^0$ mass spectra are a good indicator of the $a_0^0(980) - f_0(980)$ mixing mechanism (or in the general case of the $K\bar{K}$ loop isospin-breaking mechanism [30, 41]). One can hope that searches for the signals from the $\eta(1295)$ resonance in the decays $J/\psi \rightarrow \gamma\eta(1295) \rightarrow \gamma\eta\pi\pi$ and $J/\psi \rightarrow \gamma\eta(1295) \rightarrow \gamma 3\pi$ will be successful.

Information about the $\eta(1295) \rightarrow 3\pi$ decays can also be obtained from interference experiments. For example, in the semileptonic decay $D^+(c\bar{d}) \rightarrow d\bar{d}e^+\nu_e \rightarrow 3\pi e^+\nu_e$ the $d\bar{d}$ virtual intermediate state is not has a definite isospin and can be a source of the $\eta(1295)$ and $\pi(1300)$ resonances with approximately equal production amplitudes $A_{\bar{\eta}}$ and $A_{\bar{\pi}^0}$. Then the wavelike distortion of the $\pi(1300)$ peak in the three-pion channel can make up $\approx \pm 5\%$ due to interference with the contribution from the decay $\eta(1295) \rightarrow 3\pi$. Of course, the observation of such interference phenomena implies the availability of good data on the main signal from the $\pi(1300)$ resonance. To obtain them, any reactions can be involved, for example, those in which the $\pi(1300)$ resonance was already observed earlier, i.e., peripheral reactions, nucleon-antinucleon annihilation, D meson decays, $\gamma\gamma$ collisions, etc. [1, 42, 60, 77, 78]. Methods of the partial-wave analysis are now well developed and with sufficient statistics the extraction of 3π events related to the pseudoscalar channel is although not a simple but purely technical challenge.

VI. CONCLUSION

Studies of radial excitations of light pseudoscalar mesons are of physical interest. The available data on the $\eta(1295)$, $\pi(1300)$ and $K(1460)$ states are rather poor [1]. In this paper we attract attention of experimenters to the comprehensive study of the $\eta(1295)$ state in its decay channels into $\eta\pi\pi$ and 3π . In the series of pseudoscalar isoscalar mesons η , η' , $\eta(1295)$, and $\eta(1405)$ [1] the $\eta(1295)$ remained the last one that has not yet presented unexpected surprises associated with the violation of isotopic invariance in its decays into $\pi^0\pi^+\pi^-$ and $3\pi^0$. We have constructed a simple isobar model for the description of the main decay of the $\eta(1295)$ into $\eta\pi\pi$ and, based on this model, estimated the widths of the direct decays $\eta(1295) \rightarrow \pi^0\pi^+\pi^-$ and $\eta(1295) \rightarrow 3\pi^0$ caused by the mixing of the $\pi^0 - \eta$ and $a_0^0(980) - f_0(980)$ mesons. Then we discussed a possible role of the $\pi^0(1300) - \eta(1295)$ mixing and obtained rough estimates for the $\eta(1295) \rightarrow 3\pi$ decay widths with taking into account this additional mechanism of the isospin breaking. One can expect that the decay width $\eta(1295) \rightarrow 3\pi$ will be of the order of 0.1 MeV and, respectively, $\mathcal{B}(\eta(1295) \rightarrow 3\pi) \approx 0.2\%$. One can hope that in the interference phenomena indications on the existence of the decays $\eta(1295) \rightarrow \pi^0\pi^+\pi^-$ and $\eta(1295) \rightarrow 3\pi^0$ can be detected at a level of a few percent of the main 3π signal. The presented estimates are not overestimated. Finally, we have discussed the processes that can be used for experimental searches of the decays $\eta(1295) \rightarrow 3\pi$. In particular, we have noted reactions $J/\psi \rightarrow \gamma\eta(1295) \rightarrow \gamma 3\pi$ and $D^+ \rightarrow [\pi(1300) + \eta(1295)]e^+\nu_e \rightarrow 3\pi e^+\nu_e$.

Study of the decays $\eta(1295) \rightarrow \eta\pi\pi$, $\eta(1295) \rightarrow 3\pi$, and also $\pi(1300) \rightarrow 3\pi$ can be a good challenge for new high-statistics experiments.

ACKNOWLEDGMENTS

The work was carried out within the framework of the state contract of the Sobolev Institute of Mathematics, Project No. 0314-2019-0021.

-
- [1] P. A. Zyla *et al.* (Particle Data Group), Prog. Theor. Exp. Phys. **2020**, 083C01 (2020) and 2021 update.
 - [2] A. S. Goldhaber, G.S. Fox, and C. Quigg, Phys. Lett. **30B**, 249 (1969).
 - [3] M. Gourdin, L. Stodolsky, and F. M. Renard, Phys. Lett. **30B**, 347 (1969).
 - [4] A. Lopez *et al.* (CLEO Collaboration), Phys. Rev. Lett. **99**, 122001 (2007).
 - [5] E. Ambrosino *et al.* (KLOE Collaboration), J. High Energy Phys. **05** (2008) 006.
 - [6] S. Prakhov *et al.* (A2 Collaboration at MAMI), Phys. Rev. C **97**, 065203 (2018).
 - [7] P. Naik *et al.* (CLEO Collaboration), Phys. Rev. Lett. **102**, 061801 (2009).
 - [8] M. Ablikim *et al.* (BESIII Collaboration), Phys. Rev. Lett. **118**, 012001 (2017).
 - [9] H. Osborn and D. J. Wallace, Nucl. Phys. **B20**, 23 (1970).
 - [10] D. J. Gross, S. B. Treiman, and F. Wilczek, Phys. Rev. D **19**, 2188 (1979).
 - [11] J. Gasser and H. Leutwyler, Nucl. Phys. **B250**, 539 (1985).
 - [12] B. R. Holstein, Physica Scr. T **99**, 55 (2002).
 - [13] N. Beisert and B. Borasoy, Nucl. Phys. **A716**, 186 (2003).
 - [14] B. Borasoy, U.-G. Meißner, and R. Nisler, Phys. Lett. B **643**, 41 (2006).
 - [15] C. Roiesnel and T. N. Truong, Nucl. Phys. **B187**, 293 (1981).
 - [16] J. Kambor, C. Wiesendanger, and D. Wyler, Nucl. Phys. **B465**, 215 (1996).
 - [17] A.V. Anisovich and H. Leutwyler, Phys. Lett. B **375**, 335 (1996).
 - [18] P. Guo, I. V. Danilkin, D. Schott, C. Fernández-Ramírez, V. Mathieu, and A. P. Szczepaniak, Phys. Rev. D **92**, 054016 (2015).
 - [19] P. Guo, I. V. Danilkin, C. Fernández-Ramírez, V. Mathieu, and A. P. Szczepaniak, Phys. Lett. B **771**, 497 (2017).

- [20] G. Colangelo, S. Lanz, H. Leutwyler, and E. Passemar, *Eur. Phys. J. C* **78**, 947 (2018).
- [21] L. Gan, B. Kubis, E. Passemar, and S. Tulin, arXiv:2007.00664.
- [22] J. A. Oller, *Prog. Part. Nucl. Phys.* **110**, 103728 (2020).
- [23] J. A. Oller, *Symmetry* **12**, 1114 (2020).
- [24] S. Fang, B. Kubis, and A. Kupść, *Prog. Part. Nucl. Phys.* **120**, 103884 (2021).
- [25] M. Ablikim *et al.* (BESIII Collaboration), *Phys. Rev. D* **83**, 032003 (2011).
- [26] M. Ablikim *et al.* (BESIII Collaboration), *Phys. Rev. Lett.* **121**, 022001 (2018).
- [27] N. N. Achasov, S. A. Devyanin, and G. N. Shestakov, *Phys. Lett.* **88B**, 367 (1979).
- [28] N. N. Achasov and G. N. Shestakov, *Phys. Rev. Lett.* **92**, 182001 (2004).
- [29] N. N. Achasov and G. N. Shestakov, *Phys. Rev. D* **70**, 074015 (2004).
- [30] N. N. Achasov and G. N. Shestakov, *Usp. Fiz. Nauk*, **189**, 3 (2019) [*Phys. Usp.* **62**, 3 (2019)].
- [31] M. Ablikim *et al.* (BESIII Collaboration), *Phys. Rev. Lett.* **108**, 182001 (2012).
- [32] J. J. Wu, X. H. Liu, Q. Zhao, and B. S. Zou, *Phys. Rev. Lett.* **108**, 081803 (2012).
- [33] F. Aceti, W. H. Liang, E. Oset, J. J. Wu, and B. S. Zou, *Phys. Rev. D* **86**, 114007 (2012).
- [34] X. G. Wu, J. J. Wu, Q. Zhao, and B. S. Zou, *Phys. Rev. D* **87**, 014023 (2013).
- [35] N. N. Achasov, A. A. Kozhevnikov, and G. N. Shestakov, *Phys. Rev. D* **92**, 036003 (2015).
- [36] N. N. Achasov and G. N. Shestakov, *Pis'ma Zh. Eksp. Teor. Fiz.* **107**, 292 (2018) [*JETP Lett.* **107**, 276 (2018)].
- [37] M. C. Du and Q. Zhao, *Phys. Rev. D* **100**, 036005 (2019).
- [38] V. Dorofeev *et al.* (VES Collaboration), *Eur. Phys. J. A* **38**, 149 (2008).
- [39] V. Dorofeev *et al.* (VES Collaboration), *Eur. Phys. J. A* **47**, 68 (2011).
- [40] M. Ablikim *et al.* (BESIII Collaboration), *Phys. Rev. D* **92**, 012007 (2015).
- [41] N. N. Achasov, A. A. Kozhevnikov, and G. N. Shestakov, *Phys. Rev. D* **93**, 114027 (2016).
- [42] C. Amsler and A. Masoni, Pseudoscalar and Pseudovector Mesons in the 1440 MeV Region, Mini-review in Ref. [1].
- [43] N. Stanton *et al.* (ANL CNTR Collaboration), *Phys. Rev. Lett.* **42**, 346 (1979).
- [44] A. Ando *et al.* (KEK SPEC Collaboration), *Phys. Rev. Lett.* **57**, 1296 (1986).
- [45] A. Birman, *et al.* (BNL MPS Collaboration), *Phys. Rev. Lett.* **61**, 1557 (1988).
- [46] S. Fukui *et al.* (KEK SPEC Collaboration), *Phys. Lett. B* **267**, 293 (1991).
- [47] J. E. Augustin *et al.* (DM2Collaboration), *Phys. Rev. D* **46**, 1951 (1992).
- [48] D. Alde *et al.* (CERN GAMS Collaboration), *Yad. Fiz.* **60**, 458 (1997) [*Phys. At. Nucl.* **60**, 386 (1997)].
- [49] S. Teige *et al.* (BNL E852 Collaboration), *Phys. Rev. D* **59**, 012001 (1998).
- [50] J. J. Manak *et al.* (BNL E852 Collaboration) *Phys. Rev. D* **62**, 012003 (2000).
- [51] G. S. Adams *et al.* (BNL E852 Collaboration) *Phys. Lett. B* **516**, 264 (2001).
- [52] B. Aubert *et al.* (BABAR Collaboration), *Phys. Rev. Lett.* **101**, 091801 (2008).
- [53] M. Acciarri *et al.* (L3 Collaboration) *Phys. Lett. B* **501**, 1 (2001).
- [54] D. Barberis *et al.* (WA102 Collaboration), *Phys. Lett. B* **413**, 225 (1997).
- [55] D. Barberis *et al.* (WA102 Collaboration), *Phys. Lett. B* **440**, 225 (1998).
- [56] J. Z. Bai *et al.* (BES Collaboration), *Phys. Lett. B* **446**, 356 (1999).
- [57] J. Z. Bai *et al.* (BES Collaboration), *Phys. Lett. B* **476**, 25 (2000).
- [58] J. Z. Bai *et al.* (BESII Collaboration), *Phys. Lett. B* **594**, 47 (2004).
- [59] D. Parganlija and F. Giacosa, *Eur. Phys. J. C* **77**, 450 (2017).
- [60] P. d'Argent, N. Skidmore, J. Benton, J. Dalseno, E. Gersabeck, S. T. Harnew, P. Naik, C. Prouve, and J. Rademacker (CLEO Collaboration), *J. High Energy Phys.* **05** (2017) 143.
- [61] R. Aaij *et al.* (LHCb Collaboration), *Eur. Phys. J. C* **78**, 443 (2018).
- [62] Y. Cheng and Q. Zhao, arXiv:2106.12483.
- [63] A. H. Fariborz and M. Lyukova, *Nucl. Phys.* **A1015**, 122286 (2021).
- [64] C. Amsler *et al.* (Crystal Barrel Collaboration), *Phys. Lett. B* **322**, 431 (1994).
- [65] M. Ablikim *et al.* (BESIII Collaboration), *Phys. Rev. D* **89**, 052001 (2014).
- [66] N. N. Achasov, A. V. Kiselev, and G. N. Shestakov, *Phys. Rev. D* **104**, 016034 (2021).
- [67] R. L. Jaffe, *Phys. Rev. D* **15**, 267 (1977); **15**, 281 (1977).
- [68] N. N. Achasov and V. N. Ivanchenko, *Nucl. Phys.* **B315**, 465 (1989).
- [69] N. N. Achasov and A. V. Kiselev, *Phys. Rev. D* **73**, 054029 (2006).
- [70] D. J. Miller and D. R. Tovey, Kinematics, Mini-review in Ref. [1].
- [71] T. Feldmann, *Int. J. Mod. Phys. A* **15**, 159 (2000).
- [72] B. L. Ioffe, *Usp. Fiz. Nauk*, **171**, 1273 (2001) [*Phys. Usp.* **44**, 1211 (2001)].
- [73] Nikolay Achasov, EPJ Web Conf. **212**, 02001 (2019).
- [74] J. Gasser and H. Leutwyler, *Phys. Rep.* **87**, 77 (1982).
- [75] R. Urech, *Phys. Lett. B* **355**, 308 (1995).
- [76] R. R. Akhmetshin *et al.* (CMD-2 Collaboration), *Phys. Lett. B* **527**, 161 (2002).
- [77] A. Abele *et al.* (Crystal Barrel Collaboration), *Eur. Phys. J. C* **19**, 667 (2001).
- [78] P. Salvini *et al.* (OBELIX Collaboration), *Eur. Phys. J. C* **35**, 21 (2004).