

Tensor network simulation of the (1+1)-dimensional $O(3)$ nonlinear σ -model with $\theta = \pi$ term

Wei Tang,¹ X. C. Xie,¹ Lei Wang,^{2,3,*} and Hong-Hao Tu^{4,†}

¹International Center for Quantum Materials, School of Physics, Peking University, Beijing 100871, China

²Beijing National Lab for Condensed Matter Physics and Institute of Physics, Chinese Academy of Sciences, Beijing 100190, China

³Songshan Lake Materials Laboratory, Dongguan, Guangdong 523808, China

⁴Institute of Theoretical Physics, Technische Universität Dresden, 01062 Dresden, Germany

(Dated: December 28, 2021)

We perform a tensor network simulation of the (1+1)-dimensional $O(3)$ nonlinear σ -model with $\theta = \pi$ term. Within the Hamiltonian formulation, this field theory emerges as the finite-temperature partition function of a modified quantum rotor model decorated with magnetic monopoles. Using the monopole harmonics basis, we derive the matrix representation for this modified quantum rotor model, which enables tensor network simulations. We employ our recently developed continuous matrix product operator method [Tang *et al.*, *Phys. Rev. Lett.* **125**, 170604 (2020)] to study the finite-temperature properties of this model and reveal its massless nature. The central charge as a function of the coupling constant is directly extracted in our calculations and compared with field theory predictions.

I. INTRODUCTION

The (1+1)-dimensional nonlinear σ -model (NLSM) has played important roles in both high energy and condensed matter physics. The NLSM shares various common features with the (3 + 1)-dimensional non-Abelian gauge theories, such as the asymptotic freedom [1], dynamical generation of mass gap [2], solitons [3, 4], and nontrivial θ vacua. The NLSM can be further generalized to the $1/N$ expandable CP^{N-1} model [5, 6] which is believed to be relevant to the study of the strong CP problem [7]. Hence, a thorough understanding of the nature of the NLSM can undoubtedly give much insight into the study of the non-Abelian gauge theories in 3 + 1 dimensions.

From the condensed matter side, the (1+1)-dimensional NLSM arises in the context of the Haldane's conjecture [8, 9]: the (1+1)-dimensional $O(3)$ NLSM with $\theta = 0$ ($\theta = \pi$) is the low-energy, long-wavelength effective theory for the quantum antiferromagnetic Heisenberg chain with integer (half-integer) spin S . Since the NLSM with $\theta = 0$ is known to have exponentially decaying correlations [2], the integer-spin antiferromagnetic (AF) Heisenberg chain is conjectured to be gapped. Meanwhile, based on known results for the spin-1/2 AF Heisenberg chain, Haldane conjectured [9] that the $O(3)$ NLSM with $\theta = \pi$ topological term is a massless theory. Later, by mapping the NLSM with $\theta = \pi$ term to a modified quantum rotor model, Shankar and Read [10] claimed that this model should be massless for all values of the coupling constant. In the strong-coupling limit, as pointed out by Affleck and Haldane [11, 12], the $O(3)$ NLSM with $\theta = \pi$ is equivalent to the $SU(2)_1$ Wess-Zumino-Novikov-Witten (WZNW) conformal field theory (CFT) [13–15], whose central charge is $c = 1$. In the weak-coupling limit, this model corresponds to two massless bosons, thus has a central charge $c = 2$. In the renormalization group framework, the NLSM with $\theta = \pi$ flows from the unstable fixed point at the weak-coupling limit

to the stable fixed point at the strong-coupling limit, and, according to c -theorem, the central charge varies monotonically between these two limiting cases.

From the numerical side, in the study of lattice field theories, the Monte Carlo algorithm has been a standard approach since the beginning of this field. However, in many cases, the Monte Carlo approach is hindered by the sign problem—more specifically, for example, in the case of NLSM, the straightforward Monte Carlo simulation encounters the sign problem when the θ -term is nonzero. Although several approaches, such as the Meron-cluster Monte Carlo algorithm [16–18] and the analytic continuation approach based on imaginary θ simulation data [19–22], have been successfully developed to overcome the sign problem for this specific case, these methods are rather specific and cannot be easily extended and applied to other systems. On the other hand, in recent years, the tensor network algorithms have achieved rapid development, and have been increasingly applied to the numerical simulation of lattice field theories [23, 24]. Unlike the Monte Carlo approach, the tensor network methods are free from the sign problem, and thus can hopefully be applied to many problems where the Monte Carlo simulation are hindered or even prohibited. It is then meaningful to develop and test tensor network algorithms for the NLSM with θ -terms.

In this work, we perform a tensor network simulation of the NLSM with $\theta = \pi$ topological term. Inspired by Ref. [10], we work in the Hamiltonian formulation and map the NLSM with $\theta = \pi$ term to a modified quantum rotor model where the quantum rotors are decorated with magnetic monopoles. By representing the modified quantum rotor model in the basis of magnetic monopoles, we obtain its matrix representation which automatically enables MPS-based simulations of this model. Making use of the recently proposed continuous matrix product operator (cMPO) method [25], we simulate the finite-temperature properties of the modified quantum rotor model and present clear numerical evidence for its massless nature. Moreover, we also obtain the central charge as a function of the coupling constant, and compare the result with the field theoretical predictions.

This paper is organized as follows. In Sec. II, we introduce the Hamiltonian formalism, i.e., the quantum rotor model for

* wanglei@iphy.ac.cn

† hong-hao.tu@tu-dresden.de

the NLSM, respectively for $\theta = 0$ and $\theta = \pi$ cases. We also introduce the matrix representation for the quantum rotor models. In Sec. III, we introduce the cMPO approach and its application in the quantum rotor model. In Sec. IV, we show the numerical results which prove the massless nature of the NLSM with $\theta = \pi$. Finally, Sec. V summarizes the results and provides some outlook. In Appendix A, we discuss the matrix representation of the modified quantum rotor model introduced by Sec. II in detail. In Appendix B, we present a proof for the mapping between NLSM and quantum rotor models for both $\theta = 0$ and $\theta = \pi$ cases. Appendix C includes some details in the numerical simulation.

II. HAMILTONIAN FORMULATION

In (1+1) dimensions, the Euclidean action of the $O(3)$ NLSM is given by

$$S_0 = \frac{1}{2g^2} \int dx d\tau (\partial \mathbf{n})^2, \quad (1)$$

where \mathbf{n} is a unit vector that rotates in the three-dimensional space, g is the dimensionless bare coupling constant, and x, τ represent the Euclidean space coordinates. Due to the possible existence of instantons in this model, one can extend the action by adding a θ -term

$$S = S_0 + i \frac{\theta}{4\pi} \int dx d\tau \mathbf{n} \cdot (\partial_x \mathbf{n} \times \partial_\tau \mathbf{n}), \quad (2)$$

where θ is periodic in 2π . The partition function of this model is written in the path integral formulation as $Z = \int \mathcal{D}\mathbf{n} \exp(-S[\mathbf{n}])$, where, throughout this work, the functional integration $\mathcal{D}\mathbf{n}$ is defined with respect to the real unit vector field. In this section, we will briefly review the Hamiltonian formulation of the NLSM with $\theta = 0$ and $\theta = \pi$.

A. Hamiltonian formulation for NLSM with $\theta = 0$

For the NLSM with $\theta = 0$, it has been well established that the Hamiltonian formulation is given by the one-dimensional quantum $O(3)$ rotor model on the lattice [10, 26–29]

$$a\hat{H} = \sum_j \frac{\hat{\mathbf{L}}_j^2}{2K} - K \sum_{\langle i,j \rangle} \hat{\mathbf{n}}_i \cdot \hat{\mathbf{n}}_j, \quad (3)$$

where $\hat{\mathbf{L}}_j$ and $\hat{\mathbf{n}}_j$ respectively represent the angular momentum operator and rotor operator on site j , a is the lattice spacing, and $K > 0$ is a constant. The operators satisfy the following commutation relations:

$$[\hat{L}_j^\mu, \hat{L}_j^\nu] = i\epsilon^{\mu\nu\lambda} \hat{L}_j^\lambda \delta_{jl}, \quad [\hat{L}_j^\mu, \hat{n}_l^\nu] = i\epsilon^{\mu\nu\lambda} \hat{n}_j^\lambda \delta_{jl}, \quad [\hat{n}_j^\mu, \hat{n}_l^\nu] = 0, \quad (4)$$

where $\mu, \nu, \lambda = x, y, z$. In the low-energy, long-wavelength limit, the field theoretical description of this rotor model is just the $O(3)$ NLSM with $\theta = 0$ and $1/g^2 = K$.

The eigenstate of the rotor operator $\hat{\mathbf{n}}$ is parametrized by continuous angle variables, which is not convenient for tensor network simulations. Instead, a discrete basis is preferred, for which the eigenbasis of the angular momentum operators serves as a natural choice: $\hat{\mathbf{L}}^2|l, m\rangle = l(l+1)|l, m\rangle$ and $\hat{L}^z|l, m\rangle = m|l, m\rangle$. The quantum numbers l and m take integer values, $l = 0, 1, 2, \dots$ and $m = -l, -l+1, \dots, l$. In this basis, the kinetic term in the Hamiltonian (3) becomes diagonal. The rotor couplings can be rewritten as $\hat{\mathbf{n}}_i \cdot \hat{\mathbf{n}}_j = \sum_{\nu \in \{0, \pm\}} \hat{n}_i^\nu \hat{n}_j^{-\nu}$ with $\hat{n}^\pm = (\hat{n}^x \pm i\hat{n}^y)/\sqrt{2}$ and $\hat{n}^0 = \hat{n}^z$, whose matrix representation in the angular momentum basis can be obtained by taking \hat{n}^ν as spherical tensor operators [29]. With the matrix representation of the Hamiltonian, it is then straightforward to represent the partition function as a tensor network or perform ground/excited state calculations via MPS-based methods.

B. Hamiltonian formulation for NLSM with $\theta = \pi$

In the presence of a nonvanishing θ -term, it is a nontrivial task to incorporate it in the quantum rotor model formulation. As pointed out in Ref. [10], by adding a magnetic monopole with magnetic charge $q = 1/2$ at the center of the rotor and setting nearest-neighbor couplings to be antiferromagnetic, the low-energy effective theory becomes a NLSM with $\theta = \pi$. In the Hamiltonian formulation, the presence of the magnetic monopole modifies the definition of the angular momentum operator $\hat{\mathbf{L}}$, and the Hamiltonian becomes [10]

$$a\hat{H} = \sum_j \frac{(\hat{\mathbf{L}}'_j)^2}{2K} + K \sum_{\langle i,j \rangle} \hat{\mathbf{n}}_i \cdot \hat{\mathbf{n}}_j. \quad (5)$$

In spatial coordinates, the modified angular momentum operator is defined by $\hat{\mathbf{L}}' = \mathbf{n} \times (-i\nabla - \mathbf{A}) - \mathbf{n}$, where \mathbf{n} is the unit vector pointing at the direction of the rotor, and \mathbf{A} is the vector potential describing the magnetic field generated by the magnetic monopole (see, e.g., Ref. [30] for more details). The low-energy physics of this model is described by the NLSM with $\theta = \pi$, whose coupling constant satisfies $1/g^2 = K$.

To find the matrix representation of the Hamiltonian (5), we make use of the eigenbasis of the modified angular momentum operator — the monopole harmonics [30, 31]. It is known that $\hat{\mathbf{L}}'$ still satisfies the angular momentum commutation relations [30], and the eigenbasis of monopole harmonics can be labeled by well-defined angular momentum quantum numbers (l, m) , which satisfies $(\hat{\mathbf{L}}')^2|q, l, m\rangle = l(l+1)|q, l, m\rangle$ and $(\hat{L}'^z)|q, l, m\rangle = m|q, l, m\rangle$. Here, the quantum number q denotes the magnetic charge at the center of the rotor and hence takes the value $q = 1/2$, which distinguishes itself from the ordinary spherical harmonics with $q = 0$. In the presence of the magnetic charge $q = 1/2$, l and m can only take half-integer values, $l = 1/2, 3/2, 5/2, \dots$ and $m = -l, -l+1, \dots, l$. Making use of this angular momentum eigenbasis, the matrix representation of the Hamiltonian in Eq. (5) is similar to the case with $\theta = 0$ — the kinetic term is diagonal, and the matrix representation for the rotor coupling term can be evaluated by using the properties of spherical tensor operators, the details of which are included in Appendix A. Based on the properties

minimize the free energy density

$$f = -\frac{1}{\beta} \ln(\langle \psi | \mathbb{T} | \psi \rangle / \langle \psi | \psi \rangle) \quad (8)$$

if the cMPO \mathbb{T} is Hermitian. In general, \mathbb{T} is non-Hermitian, and $|\psi\rangle$ has to be optimized by the power method, i.e., by repeatedly acting \mathbb{T} on a trial solution for $|\psi\rangle$ and compressing its bond dimension. At each iteration step, the compression of $\mathbb{T}|\psi\rangle$ into the cMPS $|\phi\rangle$ (with a smaller bond dimension) is again a variational optimization process that maximizes the fidelity $\mathcal{F} = \langle \phi | \mathbb{T} | \psi \rangle / \sqrt{\langle \phi | \phi \rangle}$, where we have dropped a constant factor $1 / \sqrt{\langle \psi | \mathbb{T}^\dagger \mathbb{T} | \psi \rangle}$ for simplicity.

B. cMPO formulation for the modified quantum rotor model

For the modified quantum rotor Hamiltonian in Eq. (5), the local tensor T is given by

$$\left(\begin{array}{c|ccc} I + \epsilon(\hat{L}')^2/2K & \sqrt{\epsilon K} \hat{n}^+ & \sqrt{\epsilon K} \hat{n}^- & \sqrt{\epsilon K} \hat{n}^0 \\ \hline -\sqrt{\epsilon K} \hat{n}^- & & & \\ -\sqrt{\epsilon K} \hat{n}^+ & & & \\ -\sqrt{\epsilon K} \hat{n}^0 & & & \end{array} \right). \quad (9)$$

One can easily identify the contents of \mathbf{Q} , \mathbf{L} , \mathbf{R} , and \mathbf{P} in Eq. (6). It is worth mentioning that this cMPO is Hermitian. To see this, we can perform a unitary transformation described by $\hat{U} = \exp(i\pi(\hat{L}')^\nu)$ to all the operators contained in the local tensor T . Using the commutation relations between \hat{L}' and \hat{n} , we find

$$\hat{U}(\hat{L}')^2 \hat{U}^\dagger = (\hat{L}')^2, \quad \hat{U} \hat{n}^0 \hat{U}^\dagger = -\hat{n}^0, \quad \hat{U} \hat{n}^\pm \hat{U}^\dagger = -\hat{n}^\mp. \quad (10)$$

On the one hand, according to Eq. (10), \hat{U} switches the contents of \mathbf{L} and \mathbf{R} , and since \mathbf{P} is empty, it effectively switches the left and right bonds of the local tensor T [see Eq. (6) and Fig. 1]. When viewed as a large matrix, the cMPO \mathbb{T} becomes its own transpose (and also its own Hermitian conjugate, as \mathbb{T} is a real matrix) after this unitary transformation. On the other hand, since the physical bonds of the local tensors in cMPO are all contracted (see Fig. 1), this unitary transformation is merely a gauge transformation and leaves the cMPO unchanged. Therefore, the cMPO \mathbb{T} is Hermitian, which allows us to directly optimize the boundary cMPS by variationally minimizing the free energy in Eq. (8).

In our calculations, before variationally minimizing the free energy, we perform a few power method steps to obtain a good initialization for the variational optimization. To help stabilize the power method procedure, we apply the unitary transformation $\exp[i\pi(\hat{L}')^\nu]$ on every second site, such that the rotor couplings in x and y directions in the Hamiltonian (5) become ferromagnetic [38],

$$\hat{H} = \sum_j \frac{(\hat{L}'_j)^2}{2K} + K \sum_{\langle i,j \rangle} (-\hat{n}_i^+ \hat{n}_j^- - \hat{n}_i^- \hat{n}_j^+ + \hat{n}_i^0 \hat{n}_j^0). \quad (11)$$

For this ‘‘rotated’’ Hamiltonian, the local tensor now reads

$$\left(\begin{array}{c|ccc} I + \epsilon(\hat{L}')^2/2K & \sqrt{\epsilon K} \hat{n}^+ & \sqrt{\epsilon K} \hat{n}^- & \sqrt{\epsilon K} \hat{n}^0 \\ \hline \sqrt{\epsilon K} \hat{n}^- & & & \\ \sqrt{\epsilon K} \hat{n}^+ & & & \\ -\sqrt{\epsilon K} \hat{n}^0 & & & \end{array} \right). \quad (12)$$

The Hermiticity of the cMPO can be proven in an analogous way.

C. $U(1)$ symmetry of the cMPO

Although the Hamiltonian in Eq. (11) is $SO(3)$ symmetric, we shall just use its $U(1)$ subgroup (i.e., rotational invariance around the z axis) in our tensor network simulations. Mathematically, the $U(1)$ symmetry is generated by $\hat{U}(\theta) = \exp[i\theta(\hat{L}')^z]$, with the operators transforming as

$$\hat{U}(\theta)(\hat{L}')^2 \hat{U}(\theta)^\dagger = (\hat{L}')^2, \quad \hat{U}(\theta) \hat{n}^\nu \hat{U}(\theta)^\dagger = e^{i\nu\theta} \hat{n}^\nu, \quad (13)$$

where $\nu = 0, \pm$. Equation (13) not only proves the $U(1)$ invariance of the Hamiltonian, but also indicates that the $U(1)$ symmetry can be encoded into the cMPO. Combining Eq. (12) and Eq. (13), we get

$$\begin{array}{c} | \\ U(\theta) \\ | \\ \text{---} T \text{---} \\ | \\ U(\theta)^\dagger \\ | \end{array} = \text{---} V(\theta) \text{---} \begin{array}{c} | \\ T \\ | \\ V(\theta)^\dagger \\ | \end{array}, \quad (14)$$

where, the same as Fig. 1, the vertical and horizontal lines respectively correspond to the physical and virtual indices of the local tensor T . $U(\theta)$ is the matrix representation of $\hat{U}(\theta)$. On the virtual bonds, $V(\theta) = \exp(i\theta Z)$, where $Z = \text{diag}(0, 1, -1, 0)$. As shown in Fig. 1, the physical indices of local tensors in the cMPO are all contracted, and the left-hand side of Eq. (14) is thus a gauge transformation that leaves the cMPO invariant. Meanwhile, the right-hand side of Eq. (14) gives rise to a global $U(1)$ rotation, which is described by $V(\theta)$ on each virtual bond. Therefore, we can take $V(\theta)$ as a symmetry transformation of the cMPO. Based on this fact, we can correspondingly construct a $U(1)$ -symmetric boundary cMPS, which contains block structures and helps lower down the computational cost. The construction of the $U(1)$ -invariant boundary cMPS follows the general rules to construct symmetric MPS [39–42]. More specifically, we build

the boundary cMPS from the local tensors satisfying

$$\begin{array}{c} \text{---} V(\theta) \text{---} \\ | \\ \text{---} T_\psi \text{---} \\ | \\ \text{---} T_\psi \text{---} \\ | \\ U_\psi(\theta)^\dagger \\ | \end{array} = \begin{array}{c} | \\ U_\psi(\theta) \\ | \\ \text{---} T_\psi \text{---} \\ | \\ U_\psi(\theta)^\dagger \\ | \end{array}, \quad (15)$$

up to a phase factor. Here, T_ψ represents the cMPS local tensor, and $U_\psi(\theta)$ denotes the $U(1)$ rotation acting on the internal indices of the cMPS. The degeneracy sectors on the cMPS vertical bond are determined dynamically, the details of which are included in Appendix C 1.

IV. RESULTS

In this section, we describe our numerical results, which provide numerical evidence of the massless nature of the NLSM with $\theta = \pi$. More specifically, we demonstrate the results for the free energy density and the bipartite entanglement entropy of the boundary cMPS and compare them with the predictions of CFT.

In our numerical simulation, we calculate the finite temperature properties of the modified quantum rotor model. We perform simulations from $K = 1.0$ to $K = 6.0$ in order to cover a fairly large range of values for the coupling constant. The range of temperatures varies with K . For each choice of K , the temperature T ranges from $K/300$ to $K/60$, since the energy scale increases with K . The maximal angular momenta are chosen to be $l_{\max} = 1/2, 3/2, 5/2$. The bond dimension of the boundary cMPS ranges among $\chi = 12, 18, 24, 30$, and we extrapolate the results to an infinite bond dimension (see Appendix C 2 for details).

Our code implementation is publicly available at [43].

A. Universal correction to free energy

For one-dimensional quantum systems described by CFT, a universal finite-size correction to the free energy appears at low temperature [44, 45]

$$F/L = f_0 - \frac{\pi c T^2}{6v}, \quad (16)$$

where f_0 is the free energy density at zero temperature, c is the central charge, and v is the effective ‘‘velocity of light’’ in the theory. Equation (16) predicts that the specific heat is linear in T . This property is in sharp contrast to that of gapped systems, where the free energy manifests an exponential scaling at low temperatures.

From our calculation results, we verify the massless nature of the system by comparing with Eq. (16). Figure 2 shows the free energy density as a function of $(T/K)^2$ for

different choices of K and the linear fitting of the data to Eq. (16). The linear fitting is performed within the range $K/300 \leq T \leq K/100$, the detailed results of which are shown in Table I. For all values of K that we consider, we observe a clear linear dependence of the free energies on T^2 , which perfectly coincides with the prediction of Eq. (16). For small values of K , the results quickly converge with respect to l_{\max} . As K increases, the results for different l_{\max} ’s gradually deviate from each other, since the angular momentum basis becomes less effective as the system approaches the weak coupling limit. Nonetheless, they show a tendency of convergence and still serve as qualitative evidence for the massless nature of this model.

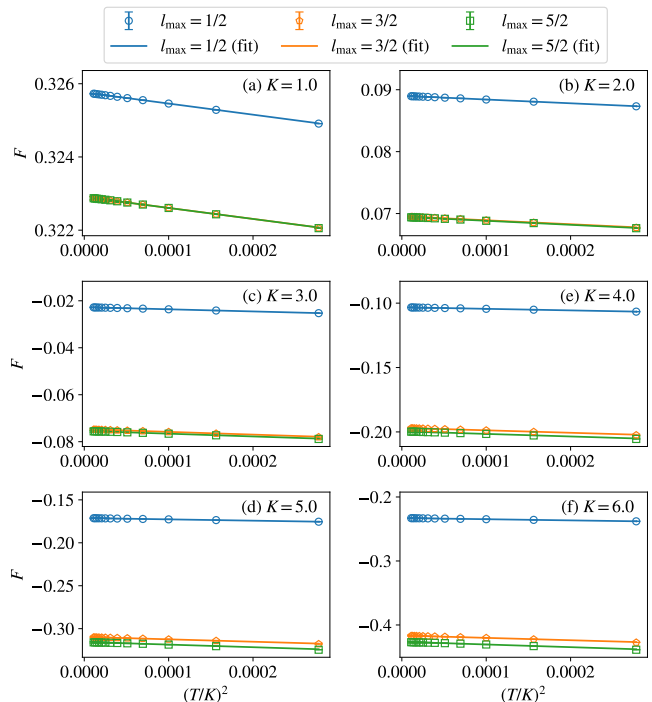


FIG. 2. The free energy density with respect to $(T/K)^2$ for the modified quantum rotor model from $K = 1.0$ to $K = 6.0$. Results obtained with different l_{\max} are marked with different colors. The error bars come from the uncertainty in the extrapolation to the infinite bond dimension. The linear fitting is performed for $100 \leq K/T \leq 300$.

B. Temporal entanglement entropy

For systems described by CFT, the temporal direction and the spatial direction are equivalent, and the boundary cMPS can be viewed as the ground state of the ‘‘temporal Hamiltonian’’ which is described by the same CFT. Therefore, the bipartite entanglement entropy of the boundary cMPS is another important indicator of the massless nature of the system, as it satisfies [46–49]

$$S = \frac{c}{3} \ln \beta + S_0, \quad (17)$$

$K = 1.0$		
l_{\max}	$-\pi c K^2/6\nu$	f_0
1/2	-3.03879 ± 0.00063	$0.32576 \pm 5.86395 \times 10^{-8}$
3/2	-3.00617 ± 0.19215	$0.32291 \pm 1.58070 \times 10^{-5}$
5/2	-3.00531 ± 0.20338	$0.32291 \pm 1.68733 \times 10^{-5}$
$K = 2.0$		
l_{\max}	$-\pi c K^2/6\nu$	f_0
1/2	-1.51970 ± 0.00032	$0.08903 \pm 1.16654 \times 10^{-7}$
3/2	-1.59886 ± 0.08748	$0.06955 \pm 3.23684 \times 10^{-5}$
5/2	-1.62788 ± 0.10347	$0.06948 \pm 3.03028 \times 10^{-5}$
$K = 3.0$		
l_{\max}	$-\pi c K^2/6\nu$	f_0
1/2	-1.01339 ± 0.00019	$-0.02271 \pm 1.59098 \times 10^{-7}$
3/2	-1.28895 ± 0.05683	$-0.07466 \pm 4.34769 \times 10^{-5}$
5/2	-1.31000 ± 0.09805	$-0.07541 \pm 6.34446 \times 10^{-5}$
$K = 4.0$		
l_{\max}	$-\pi c K^2/6\nu$	f_0
1/2	-0.75967 ± 0.00014	$-0.10320 \pm 2.10380 \times 10^{-7}$
3/2	-1.19251 ± 0.05365	$-0.19685 \pm 7.11228 \times 10^{-5}$
5/2	-1.24382 ± 0.10488	$-0.19956 \pm 1.28900 \times 10^{-4}$
$K = 5.0$		
l_{\max}	$-\pi c K^2/6\nu$	f_0
1/2	-0.60774 ± 0.00011	$-0.17119 \pm 2.49746 \times 10^{-7}$
3/2	-1.11522 ± 0.05148	$-0.30964 \pm 1.05917 \times 10^{-4}$
5/2	-1.21338 ± 0.11224	$-0.31553 \pm 2.14151 \times 10^{-4}$
$K = 6.0$		
l_{\max}	$-\pi c K^2/6\nu$	f_0
1/2	-0.50583 ± 0.00010	$-0.23293 \pm 3.57072 \times 10^{-7}$
3/2	-1.02611 ± 0.04977	$-0.41645 \pm 1.46535 \times 10^{-4}$
5/2	-1.15988 ± 0.09968	$-0.42632 \pm 2.86595 \times 10^{-4}$

TABLE I. Fitting results of the free energy data. For each K and l_{\max} , we list the estimation and the error for the slope $-\pi c K^2/6\nu$ and the intercept f_0 . The errors originate from both the uncertainty in the extrapolation of the original data to infinite bond dimension and the uncertainty in the linear fitting. The intercept f_0 results also serve as estimations of the ground state energies.

where c is the central charge, and S_0 is a nonuniversal term. By fitting the entanglement entropy with respect to the inverse temperature β , we can extract the central charge of the system.

The bipartite entanglement entropy in the uniform temporal cMPS is calculated as follows. We divide the cMPS by an equal bipartition, and calculate the von Neumann entropy between the two subsystems A and B (see Fig. 3),

$$S = -\text{Tr}(\rho^A \ln \rho^A), \text{ where } \rho^A = \text{Tr}_B |\psi\rangle\langle\psi|. \quad (18)$$

From the bipartition, the boundary cMPS can naturally be

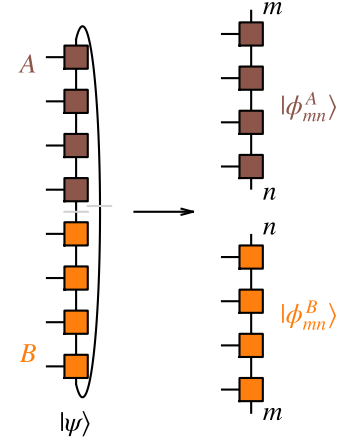


FIG. 3. Dividing the cMPS $|\psi\rangle$ into two parts with equal length A and B .

written as

$$|\psi\rangle = \sum_{m,n} |\phi_{mn}^A\rangle |\phi_{mn}^B\rangle, \quad (19)$$

where m, n denote virtual indices through the cuts. To transform $\{|\phi_{mn}^{A(B)}\rangle\}$ to an orthonormal basis, we consider the matrix $M_{m'n',mn}^{A(B)} = \langle\phi_{m'n'}^{A(B)}|\phi_{mn}^{A(B)}\rangle$ and its eigen-decomposition

$$M^{A(B)} = (U^{A(B)})^\dagger \Lambda^{A(B)} U^{A(B)}. \quad (20)$$

One can easily verify that

$$|\psi_i^{A(B)}\rangle = \sum_{mn} \frac{(U_{i,mn}^{A(B)})^*}{\sqrt{\Lambda_i^{A(B)}}} |\phi_{mn}^{A(B)}\rangle \quad (21)$$

satisfies $\langle\psi_i^{A(B)}|\psi_j^{A(B)}\rangle = \delta_{ij}$. In this new basis, the cMPS expresses as

$$|\psi\rangle = \sum_{i,j} [\sqrt{\Lambda^A} U^A (U^B)^T \sqrt{\Lambda^B}]_{i,j} |\psi_i^A\rangle |\psi_j^B\rangle, \quad (22)$$

and the reduced density matrix is given by

$$\rho^A = \sqrt{\Lambda^A} U^A (M^B)^* (U^A)^\dagger \sqrt{\Lambda^A}. \quad (23)$$

Combining this equation with Eq. (18), one can evaluate the entanglement entropy.

In Fig. 4, for different values of K and l_{\max} , we show the bipartite entanglement entropy of the boundary cMPS as a function of $\ln(K\beta)$ and the linear fitting of the data to Eq. (17). The linear fitting results are shown in Table II. As the parameter K increases, results for different l_{\max} gradually deviate from each other, which is similar to the results of the free energy. Nonetheless, these results still show a tendency to converge as l_{\max} increases, and, at least qualitatively, from these results we can confirm the linear relation between the bipartite entanglement entropy and $\ln\beta$, which verifies Eq. (17).

Furthermore, with Eq. (17), we can obtain the central charge c from the linear regression of the bipartite entanglement data. As pointed out in Refs. [10, 11], in the renormalization group framework, the NLSM with $\theta = \pi$ flows from the unstable fixed point at the weak-coupling limit ($g = 0$ and central charge $c = 2$) to the stable WZNW fixed point at the strong-coupling limit ($g = \infty$ and $c = 1$), and the central charge varies monotonically between the two fixed points according to the c -theorem. Figure 5 shows the numerical results of the central charge. For the special case of $l_{\max} = 1/2$, the system reduced to the antiferromagnetic Heisenberg model, which is well known to be described by the $SU(2)_1$ WZNW model [11, 50]. As shown in Fig. 5, for $l_{\max} = 1/2$, and for all values of K , the numerical result indeed gives $c \approx 1$, and it can get closer to $c = 1$ if one pushes the calculation to lower temperatures. For $l_{\max} = 3/2, 5/2$, the numerical result for central charge shows a monotonic tendency with respect to K and approaches $c \approx 1$ as K becomes small. As is similar to the previous results, the result reaches good convergence at $l_{\max} = 5/2$ when K is small ($K \leq 3.0$), but only serves as qualitative evidence for larger values of K .

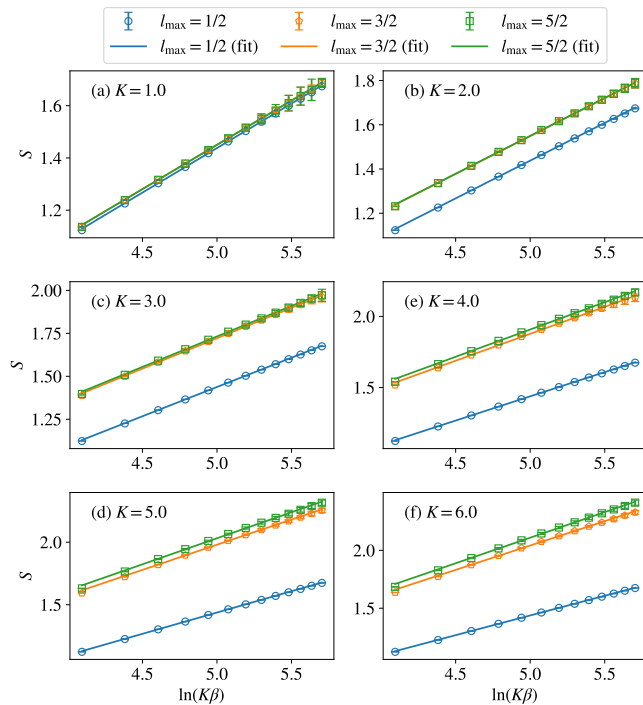


FIG. 4. The bipartite entanglement entropy with respect to $\ln(K\beta)$ for different values of K . Results with different choices of l_{\max} are marked with different colors. The error bars come from the uncertainty in the extrapolation to infinite bond dimension. The linear fitting is performed for $100 \leq K\beta \leq 300$.

V. SUMMARY AND OUTLOOK

In summary, we have numerically studied the (1+1)-dimensional $O(3)$ nonlinear σ -model with $\theta = \pi$ term using

$K = 1.0$		
l_{\max}	c	S_0
1/2	1.02355 ± 0.00018	-0.26806 ± 0.00028
3/2	1.01731 ± 0.01709	-0.24520 ± 0.02682
5/2	1.01684 ± 0.01935	-0.24454 ± 0.03019
$K = 2.0$		
l_{\max}	c	S_0
1/2	1.02346 ± 0.00015	-0.26791 ± 0.00024
3/2	1.02650 ± 0.01485	-0.16209 ± 0.02337
5/2	1.02711 ± 0.01699	-0.16200 ± 0.02710
$K = 3.0$		
l_{\max}	c	S_0
1/2	1.02258 ± 0.00019	-0.26646 ± 0.00031
3/2	1.06227 ± 0.01535	-0.04893 ± 0.02423
5/2	1.06470 ± 0.01976	-0.04240 ± 0.03167
$K = 4.0$		
l_{\max}	c	S_0
1/2	1.02288 ± 0.00017	-0.26705 ± 0.00026
3/2	1.13639 ± 0.01468	-0.01619 ± 0.02340
5/2	1.15087 ± 0.01912	-0.01018 ± 0.03059
$K = 5.0$		
l_{\max}	c	S_0
1/2	1.02244 ± 0.00019	-0.26632 ± 0.00030
3/2	1.20910 ± 0.01398	-0.03521 ± 0.02237
5/2	1.24826 ± 0.02317	-0.04904 ± 0.03780
$K = 6.0$		
l_{\max}	c	S_0
1/2	1.02187 ± 0.00017	-0.26544 ± 0.00027
3/2	1.26305 ± 0.01474	-0.06317 ± 0.02372
5/2	1.32593 ± 0.02497	-0.10043 ± 0.04088

TABLE II. Linear fitting results of the bipartite entanglement entropy data. For each K and l_{\max} , we list the estimation and the error for the central charge c (from the slope) and the intercept S_0 . The errors originate from both the uncertainty in the extrapolation of the original data to infinite bond dimension and the uncertainty in the linear fitting.

our recently developed cMPO method. We work in the Hamiltonian formulation—the modified quantum rotor model decorated with magnetic monopoles, and derive its matrix representation in the monopole harmonics basis. From this matrix representation, we obtain the cMPO representation of the modified quantum rotor model, and study its finite-temperature properties with the cMPO method. We calculate the free energy density of the system and the bipartite entanglement entropy of the boundary cMPS, and compare their scaling with the predictions of CFT, from which we confirm the massless

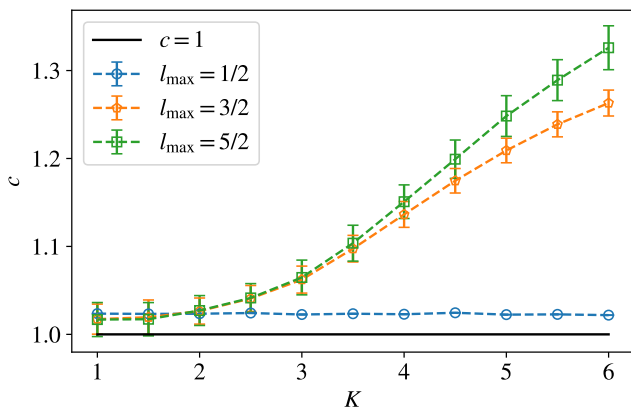


FIG. 5. The dependence of the central charge on the coupling strength K for different choices of l_{\max} . In the determination of errors in c , both the uncertainty in the extrapolation of bipartite entanglement entropy data to infinite bond dimension and the uncertainty in the linear fitting are taken into account. The horizontal black solid line marks $c = 1$.

nature of the system and obtain the central charge as a function of the coupling constant. The Hamiltonian formalism and the corresponding matrix representation for NLSM with $\theta = \pi$ also enables further studies related to this model, such as the effect of nonzero chemical potential and the real-time dynamics.

For tensor network simulations, we have to truncate the monopole harmonics basis and only consider the states with relatively small angular momentum. This truncation scheme works well near the strong coupling limit since the high angular momentum sectors are suppressed, and the result can easily get converged with the maximal angular momentum l_{\max} . However, as the system goes toward the weak coupling limit, the angular momentum is no longer suppressed, and the monopole harmonics basis becomes less effective and moderate values of l_{\max} often do not lead to a converged result. An intermediate improvement based on our formalism is to implement the non-Abelian symmetry in tensor network simulations [51–53] so that one can push the calculation to larger l_{\max} . For future investigations, it is also important to look for a better basis near the weak coupling limit in order to truncate the local physical Hilbert space in a more effective way.

Another interesting direction is to consider the possibility of a Hamiltonian formulation for the NLSM with $\theta \neq 0$ or π . The current formulation relies on the monopole harmonics basis, which is tied to the quantization of the magnetic monopole charge and does not seem to have a straightforward generalization to $\theta \in (0, \pi)$ cases. Undoubtedly, the capability to efficiently simulate the (1+1)-dimensional NLSM with a full range of θ will open a broad way to better understand this paradigmatic field theory.

ACKNOWLEDGMENT

We thank Hai-Jun Liao for helpful discussions. W. T. and X. C. X. are supported by the National Basic Research Program of China (Grants No. 2015CB921102, and No. 2017YFA0303301). L. W. is supported by the National Natural Science Foundation of China under Grant No. 11774398 and the Strategic Priority Research Program of the Chinese Academy of Sciences under Grant No. XDB30000000. H.-H. T. is supported by the Deutsche Forschungsgemeinschaft (DFG) through project A06 of SFB 1143 (project-id 247310070).

Appendix A: Matrix representation for the modified quantum rotor models in the angular momentum eigenbasis

In this Appendix, we derive the matrix representation for the modified quantum rotor model in Eq. (5). Apparently, the kinetic term is diagonal in the angular momentum basis

$$\langle q, l, m | \frac{(\hat{\mathcal{L}}')^2}{2K} | q, l, m \rangle = \frac{l^2}{2K}, \quad (\text{A1})$$

and we only need to focus on the coupling term between neighboring rotors. The $\hat{\mathbf{n}}_i \cdot \hat{\mathbf{n}}_j$ term can be represented as

$$\hat{\mathbf{n}}_i \cdot \hat{\mathbf{n}}_j = \frac{1}{2}(\hat{n}_i^+ \hat{n}_j^- + \hat{n}_i^- \hat{n}_j^+) + \hat{n}_i^z \hat{n}_j^z, \quad (\text{A2})$$

where $\hat{n}^\pm = (\hat{n}^x \pm \hat{n}^y)/\sqrt{2}$. The matrix representation of \hat{n}^\pm and \hat{n}^z can be evaluated by noticing their relations with the spherical tensor operators [29]. More specifically, we have

$$\hat{n}^z = \sqrt{\frac{4\pi}{3}} \hat{Y}_{1,0}, \quad (\text{A3})$$

$$\frac{1}{\sqrt{2}} \hat{n}^+ = -\sqrt{\frac{4\pi}{3}} \hat{Y}_{1,1}, \quad (\text{A4})$$

$$\frac{1}{\sqrt{2}} \hat{n}^- = \sqrt{\frac{4\pi}{3}} \hat{Y}_{1,-1}, \quad (\text{A5})$$

where $\hat{Y}_{1,M}$ ($M = 0, \pm 1$) is the spherical tensor operator of rank 1. The matrix elements of these operators can be computed as integrals over monopole harmonics [31]

$$\begin{aligned} & \langle q, l_1, m_1 | \hat{Y}_{1,M} | q, l_2, m_2 \rangle \\ &= (-1)^{q+m_1} \int d\mathbf{n} Y_{-q, l_1, -m_1}(\mathbf{n}) Y_{1,M}(\mathbf{n}) Y_{q, l_2, m_2}(\mathbf{n}) \\ &= (-1)^{l_1+l_2+1} (-1)^{q+m_1} \sqrt{\frac{3(2l_1+1)(2l_2+2)}{4\pi}} \\ & \quad \times \begin{pmatrix} l_1 & 1 & l_2 \\ -m_1 & M & m_2 \end{pmatrix} \begin{pmatrix} l_1 & 1 & l_2 \\ -1/2 & 0 & 1/2 \end{pmatrix}, \end{aligned} \quad (\text{A6})$$

where $\begin{pmatrix} j_1 & j_2 & j_3 \\ m_1 & m_2 & m_3 \end{pmatrix}$ is the Wigner-3j symbol.

Appendix B: Proof for the mapping between the quantum rotor model and NLSM

In this Appendix, we present a proof for the mapping between the quantum rotor model and the NLSM based on the path-integral formalism. Our proof covers both $\theta = 0$ and $\theta = \pi$ cases.

1. $\theta = 0$ case

For the $\theta = 0$ case, we write the partition function of the ordinary quantum rotor model in Eq. (3) as a path integral

$$Z = \text{Tr}(e^{-\beta\hat{H}}) = \int \left(\prod_{k=0}^{N-1} d\mathbf{n}^{(k)} \right) \left[\prod_{k=0}^{N-1} \langle \mathbf{n}^{(k+1)} | e^{-\Delta\tau\hat{H}} | \mathbf{n}^{(k)} \rangle \right], \quad (\text{B1})$$

where the imaginary time $\tau \in [0, \beta]$ is divided into N intervals, i.e., $\Delta\tau = \beta/N$, and $\mathbf{n}^{(k)} \equiv (\mathbf{n}_1^{(k)}, \mathbf{n}_2^{(k)}, \dots, \mathbf{n}_L^{(k)})$ represents the rotor configuration at the k th time interval. The periodic boundary condition $\mathbf{n}^{(N)} = \mathbf{n}^{(0)}$ along the imaginary time direction is imposed. Substituting the explicit form of \hat{H} into Eq. (B1), we obtain

$$\langle \mathbf{n}^{(k+1)} | e^{-\Delta\tau\hat{H}} | \mathbf{n}^{(k)} \rangle = \left(\prod_j \langle \mathbf{n}_j^{(k+1)} | e^{-\Delta\tau\hat{L}_j^2/2Ka} | \mathbf{n}_j^{(k)} \rangle \right) \times e^{\Delta\tau K/a \sum_{j=1}^L \mathbf{n}_j^{(k)} \cdot \mathbf{n}_{j+1}^{(k)}}, \quad (\text{B2})$$

Within Eq. (B2), we look at $\langle \mathbf{n}_j^{(k+1)} | e^{-\Delta\tau\hat{L}_j^2/2Ka} | \mathbf{n}_j^{(k)} \rangle$ first. By inserting a complete set of angular momentum basis into it, we get

$$\begin{aligned} & \langle \mathbf{n}_j^{(k+1)} | e^{-\Delta\tau\hat{L}_j^2/2Ka} | \mathbf{n}_j^{(k)} \rangle \\ &= \sum_{l=0}^{\infty} \sum_{m=-l}^l \langle \mathbf{n}_j^{(k+1)} | l, m \rangle \langle l, m | \mathbf{n}_j^{(k)} \rangle e^{-\Delta\tau l(l+1)/2Ka}. \end{aligned} \quad (\text{B3})$$

The summation over m can be handled by the addition formula of the spherical harmonics,

$$P_l(\cos \gamma_j^{(k)}) = \frac{4\pi}{2l+1} \sum_{m=-l}^l \langle \mathbf{n}_j^{(k+1)} | l, m \rangle \langle l, m | \mathbf{n}_j^{(k)} \rangle, \quad (\text{B4})$$

where P_l is the Legendre polynomial, and $\gamma_j^{(k)}$ represents the angle between $\mathbf{n}_j^{(k)}$ and $\mathbf{n}_j^{(k+1)}$. In the $\Delta\tau \rightarrow 0$ limit, $\gamma_j^{(k)}$ becomes infinitesimal, and

$$P_l(\cos \gamma_j^{(k)}) \approx 1 - \frac{1}{4}l(l+1)(\gamma_j^{(k)})^2 \approx \exp\left[-\frac{1}{4}l(l+1)(\gamma_j^{(k)})^2\right]. \quad (\text{B5})$$

Therefore,

$$\begin{aligned} & \langle \mathbf{n}_j^{(k+1)} | e^{-\Delta\tau\hat{L}_j^2/2Ka} | \mathbf{n}_j^{(k)} \rangle \\ &= \sum_{l=0}^{\infty} \frac{2l+1}{4\pi} \exp\left[-l(l+1)\left(\frac{\gamma_j^{(k)}{}^2}{4} + \frac{\Delta\tau}{2Ka}\right)\right] \end{aligned} \quad (\text{B6})$$

$$\approx \frac{1}{4\pi} \frac{1}{\frac{\Delta\tau}{2Ka} + \frac{(\gamma_j^{(k)})^2}{4}} \quad (\text{B7})$$

$$\approx \frac{Ka}{2\pi\Delta\tau} \exp\left[-\frac{Ka\Delta\tau}{2}(\partial_\tau \mathbf{n}_j^{(k)})^2\right], \quad (\text{B8})$$

where we have introduced $\partial_\tau \mathbf{n}_j^{(k)} = \gamma_j^{(k)}/\Delta\tau$. From Eq. (B6) to Eq. (B7), the summation over l is carried out by the Euler-MacLaurin formula.

Next, we evaluate $\exp[\Delta\tau(K/a) \sum_{j=1}^L \mathbf{n}_j^{(k)} \cdot \mathbf{n}_{j+1}^{(k)}]$ in Eq. (B2). Here we assume that the lattice spacing a is small, and $\mathbf{n}_j^{(k)} \cdot \mathbf{n}_{j+1}^{(k)} = \cos(\delta_j^{(k)}) \approx 1 - (1/2)(\delta_j^{(k)})^2$, where $\delta_j^{(k)}$ represents the angle between $\mathbf{n}_j^{(k)}$ and $\mathbf{n}_{j+1}^{(k)}$. Along this line, we get

$$\exp\left(\frac{\Delta\tau K}{a} \sum_{j=1}^L \mathbf{n}_j^{(k)} \cdot \mathbf{n}_{j+1}^{(k)}\right) = e^{\Delta\tau KL/a} \exp\left(-\frac{\Delta\tau Ka}{2} \sum_{j=1}^L (\partial_x \mathbf{n}_j^{(k)})^2\right), \quad (\text{B9})$$

where we have introduced $\partial_x \mathbf{n}_j^{(k)} = \delta_j^{(k)}/a$.

Combining Eqs. (B2), (B8), and (B9), we get

$$\begin{aligned} & \langle \mathbf{n}^{(k+1)} | e^{-\Delta\tau\hat{H}} | \mathbf{n}^{(k)} \rangle \\ &= \left(\frac{Kae^{\Delta\tau K/a}}{2\pi\Delta\tau}\right)^L \exp\left\{-\frac{K\Delta\tau a}{2} \sum_{j,k} [(\partial_\tau \mathbf{n}_j^{(k)})^2 + (\partial_x \mathbf{n}_j^{(k)})^2]\right\}. \end{aligned} \quad (\text{B10})$$

Substituting this equation into Eq. (B1), and taking the limit $a, \Delta\tau \rightarrow 0$, we find

$$Z = \int \mathcal{D}\mathbf{n}(x, \tau) \exp\left[-\int_0^L dx \int_0^\beta d\tau \mathcal{L}(x, \tau)\right], \quad (\text{B11})$$

where $\mathcal{D}\mathbf{n}(x, \tau) \equiv \lim_{a \rightarrow 0} \lim_{\Delta\tau \rightarrow 0} \prod_{j,k} (Kae^{\Delta\tau K/a}/2\pi\Delta\tau)$, and the Lagrangian density \mathcal{L} is given by

$$\mathcal{L} = \frac{K}{2} [(\partial_\tau \mathbf{n}(x, \tau))^2 + (\partial_x \mathbf{n}(x, \tau))^2]. \quad (\text{B12})$$

2. $\theta = \pi$ case

For the NLSM with $\theta = \pi$ term, similarly as Eq. (B1), we write the partition function of Eq. (5) as

$$Z = \text{Tr}(e^{-\beta\hat{H}}) = \int \left(\prod_{k=0}^{N-1} d\mathbf{n}^{(k)} \right) \left[\prod_{k=0}^{N-1} \langle \mathbf{n}^{(k+1)} | e^{-\Delta\tau\hat{H}} | \mathbf{n}^{(k)} \rangle \right], \quad (\text{B13})$$

where $\mathbf{n}^{(k)} \equiv (\mathbf{n}_1^{(k)}, \mathbf{n}_2^{(k)}, \dots, \mathbf{n}_L^{(k)})$ denotes the k th configurations of the quantum rotors, and $\mathbf{n}^{(N)} = \mathbf{n}^{(0)}$. At each time slice, we

have

$$\begin{aligned} & \langle n^{(k+1)} | e^{-\Delta\tau\hat{H}} | n^{(k)} \rangle \\ &= \left(\prod_j \langle n_j^{(k+1)} | e^{-\Delta\tau(\hat{L}_j^2)/2Ka} | n_j^{(k)} \rangle \right) \exp \left[\frac{\Delta\tau K}{a} \sum_j n_j^{(k)} \cdot n_{j+1}^{(k)} \right], \end{aligned} \quad (\text{B14})$$

which is similar to Eq. (B2) except the modified angular momentum operator and the antiferromagnetic coupling between the neighboring rotors.

In Eq. (B14), we first focus on the kinetic terms $\langle n_j^{(k+1)} | e^{-\Delta\tau(\hat{L}_j^2)/2Ka} | n_j^{(k)} \rangle$, which can be evaluated as

$$\begin{aligned} & \langle n_j^{(k+1)} | e^{-\Delta\tau(\hat{L}_j^2)/2Ka} | n_j^{(k)} \rangle \\ &= \sum_{l=1/2}^{\infty} \sum_{m=-l}^l \langle n_j^{(k+1)} | q, l, m \rangle \langle q, l, m | n_j^{(k)} \rangle \exp \left(-\frac{\Delta\tau l(l+1)}{2Ka} \right), \end{aligned} \quad (\text{B15})$$

where $|q, l, m\rangle$ represents the eigenbasis of the modified angular momentum operator (where $q = 1/2$). Using the addition formula of the monopole harmonics [30, 31], the summation over m can be carried out, and we get

$$\begin{aligned} & \sum_{m=-l}^l \langle n_j^{(k+1)} | q, l, m \rangle \langle q, l, m | n_j^{(k)} \rangle \\ &= \frac{2l+1}{4\sqrt{2\pi}} \sqrt{1 + \cos\gamma_j^{(k)}} P_{l-1/2}^{0,1}(\cos\gamma_j^{(k)}) e^{-i\Omega_j^{(k)}/2}, \end{aligned} \quad (\text{B16})$$

where $P_n^{\mu,\nu}$ is the Jacobi polynomial, $\gamma_j^{(k)}$ represents the angle between $\mathbf{n}_j^{(k)}$ and $\mathbf{n}_j^{(k+1)}$. $\Omega_j^{(k)}$ is the area of the spherical triangular formed by $\mathbf{n}_j^{(k)}$, $\mathbf{n}_j^{(k+1)}$, and the north-pole axis on the unit sphere. As $\gamma_j^{(k)} \ll 1$, we have $\cos\gamma_j^{(k)} \approx 1 - (1/2)(\gamma_j^{(k)})^2$, and Eq. (B16) can be further simplified as

$$\begin{aligned} & \sum_{m=-l}^l \langle n_j^{(k+1)} | q, l, m \rangle \langle q, l, m | n_j^{(k)} \rangle \\ &\approx \frac{2l+1}{4\pi} \exp \left[\frac{(\gamma_j^{(k)})^2}{4} \left(l^2 + l - \frac{1}{4} \right) - \frac{i\Omega_j^{(k)}}{2} \right]. \end{aligned} \quad (\text{B17})$$

Substituting Eq. (B17) into Eq. (B14), and performing the summation over l with the Euler-MacLaurin formula, we arrive at

$$\langle n_j^{(k+1)} | e^{-\Delta\tau\hat{H}} | n_j^{(k+1)} \rangle \approx \frac{Ka}{2\pi\Delta} \exp \left[-\frac{Ka\Delta\tau}{2} (\partial_\tau \mathbf{n}_j^{(k)})^2 - \frac{i\Omega_j^{(k)}}{2} \right], \quad (\text{B18})$$

where we have introduced $\partial_\tau \mathbf{n}_j^{(k)} \equiv \gamma_j^{(k)}/\Delta\tau$.

Combining Eq. (B18) with Eqs. (B13) and (B14), we get

$$\begin{aligned} Z &= \int \left(\prod_{j,k} d\mathbf{n}_j^{(k)} \right) \left(\frac{Ka}{2\pi\Delta} \right)^L \\ &\exp \left[\sum_{j,k} \left(-\frac{Ka\Delta\tau}{2} (\partial_\tau \mathbf{n}_j^{(k)})^2 + \frac{\Delta\tau K}{a} \mathbf{n}_j^{(k)} \cdot \mathbf{n}_{j+1}^{(k)} - \frac{i\Omega_j^{(k)}}{2} \right) \right]. \end{aligned} \quad (\text{B19})$$

The continuum in the imaginary time direction can be straightforwardly taken. To take the continuum limit in the spatial direction, we split the $\mathbf{n}_j^{(k)}$ into the slowly varying part $\mathbf{m}_j^{(k)}$ and the rapidly varying part $\mathbf{l}_j^{(k)}$,

$$\mathbf{n}_j^{(k)} = (-1)^j \mathbf{m}_j^{(k)} + a \mathbf{l}_j^{(k)}, \quad (\text{B20})$$

where a is the lattice spacing. Substituting Eq. (B20) into terms in Eq. (B19), we get

$$\begin{aligned} (\partial_\tau \mathbf{n}_j^{(k)})^2 &= (\partial_\tau \mathbf{m}_j^{(k)})^2 + 2a(-1)^j \partial_\tau \mathbf{m}_j^{(k)} \cdot \partial_\tau \mathbf{l}_j^{(k)}, \\ \mathbf{n}_j^{(k)} \cdot \mathbf{n}_{j+1}^{(k)} &= -\mathbf{m}_j^{(k)} \cdot \mathbf{m}_{j+1}^{(k)} + (-1)^j a (\mathbf{m}_j^{(k)} \cdot \mathbf{l}_{j+1}^{(k)} - \mathbf{m}_{j+1}^{(k)} \cdot \mathbf{l}_j^{(k)}) \\ &= -1 + \frac{a^2}{2} (\partial_x \mathbf{m}_j^{(k)})^2 + (-1)^j a (\mathbf{m}_j^{(k)} \cdot \mathbf{l}_{j+1}^{(k)} - \mathbf{m}_{j+1}^{(k)} \cdot \mathbf{l}_j^{(k)}), \end{aligned} \quad (\text{B21})$$

where we have introduced $\partial_x \mathbf{m}_j^{(k)} = (\mathbf{m}_j^{(k)} - \mathbf{m}_{j-1}^{(k)})/a$, and the higher-order of a are neglected. The surface term $\Omega_j^{(k)}$ requires a more careful treatment. Since the neighboring rotors tend to have an antiparallel alignment, we separate the summation of surface terms in pairs. We look at each of these pairs

$$\Delta S(2r) = \sum_k (\Omega_{2r}^{(k)} + \Omega_{2r-1}^{(k)}), \quad (\text{B23})$$

which corresponds to the surface area of the ribbon formed by the trajectories of $\mathbf{n}_{2r}^{(k)}$ and $-\mathbf{n}_{2r-1}^{(k)}$ on the unit sphere. We calculate $\Delta S(2r)$ as

$$\begin{aligned} \Delta S(2r) &= \Delta\tau \sum_{k=0}^{N-1} (\mathbf{n}_{2r}^{(k)} + \mathbf{n}_{2r-1}^{(k)}) \cdot (\mathbf{n}_{2r}^{(k)} \times \partial_\tau \mathbf{n}_{2r}^{(k)}) \\ &= \Delta\tau a \sum_{k=0}^{N-1} (\partial_x \mathbf{m}_{2r}^{(k)} + \mathbf{l}_{2r}^{(k)} + \mathbf{l}_{2r-1}^{(k)}) \cdot (\mathbf{m}_{2r}^{(k)} \times \partial_\tau \mathbf{m}_{2r}^{(k)}). \end{aligned} \quad (\text{B24})$$

Substituting Eqs. (B21), (B22), (B24) into Eq. (B19), and integrating out the fast fields $\mathbf{l}_j^{(k)}$, we get

$$\begin{aligned} Z &= \int \left(\prod_{j,k} d\mathbf{m}_j^{(k)} \right) \exp \left[-\frac{Ka\Delta\tau}{2} \sum_{j,k} ((\partial_\tau \mathbf{m}_j^{(k)})^2 + (\partial_x \mathbf{m}_j^{(k)})^2) \right] \\ &\times \exp \left[-\frac{ia\Delta\tau}{4} \sum_{j,k} \mathbf{m}_j^{(k)} \cdot (\partial_\tau \mathbf{m}_j^{(k)} \times \partial_x \mathbf{m}_j^{(k)}) \right]. \end{aligned} \quad (\text{B25})$$

Finally, taking the continuum limit, we arrive at

$$Z = \int \mathcal{D}\mathbf{m}(x, \tau) \exp \left(-\int_0^L dx \int_0^\beta d\tau \mathcal{L}(x, \tau) \right), \quad (\text{B26})$$

where the Lagrangian density is given by

$$\begin{aligned} \mathcal{L} &= \frac{K}{2} \int dx d\tau [(\partial_x \mathbf{m}(x, \tau))^2 + (\partial_\tau \mathbf{m}(x, \tau))^2] \\ &+ \frac{i\theta}{4\pi} \int dx d\tau \mathbf{m}(x, \tau) \cdot (\partial_\tau \mathbf{m}(x, \tau) \times \partial_x \mathbf{m}(x, \tau)) \end{aligned} \quad (\text{B27})$$

with $\theta = \pi$.

Appendix C: Numerical details

1. Determination of degeneracy sectors in $U(1)$ -symmetric boundary cMPS

In the cMPO approach, the boundary cMPS is uniform, and has periodic boundary condition (PBC). For the $U(1)$ -symmetric boundary cMPS, one has to determine the degeneracy sectors on the vertical bonds, which further determines the block structures in the cMPS local tensors. However, unlike the open-boundary MPS simulations, it is difficult to determine an optimal choice for these degeneracy sectors. In our simulation, we dynamically determine the degeneracy sectors during a power method process.

As is discussed in Sec. III B, we initialize the variational optimization of the boundary cMPS by a few steps of power method process. To start with, we construct an initial cMPS by using the cMPO tensors at the boundary sites. Using the right boundary cMPS as an example, the local tensor $T_\psi^{(0)}$ of the initial cMPS $|\psi^{(0)}\rangle$ can be obtained from the local tensor T [see Eqs. (6) and (7)],

$$T = \begin{pmatrix} I + \epsilon Q & \sqrt{\epsilon} \mathbf{R} \\ \sqrt{\epsilon} \mathbf{L} & \mathbf{P} \end{pmatrix} \rightarrow T_\psi^{(0)} = \begin{pmatrix} I + \epsilon Q \\ \sqrt{\epsilon} \mathbf{L} \end{pmatrix}. \quad (\text{C1})$$

The $U(1)$ degeneracy sectors for $|\psi^{(0)}\rangle$ are simply derived from those for the cMPO. Next, we repeatedly act the cMPO \mathbb{T} on the cMPS, and compress the cMPS variationally if the bond dimension exceeds the target bond dimension χ . By considering the truncation scheme illustrated in Fig. 6, we initialize the variational compression process and determines the degeneracy sectors. Suppose we are at the n th power method step, and we act the cMPO \mathbb{T} on the cMPS $|\psi^{(n)}\rangle$. We construct a reduced density matrix $\rho^{(n)}$ by cutting one horizontal bond of $\mathbb{T}|\psi^{(n)}\rangle$ in the tensor network corresponding to $\langle \psi^{(n)} | \mathbb{T}^\dagger \mathbb{T} | \psi^{(n)} \rangle$, as shown in Fig. 6 (a) and (b). The reduced density matrix $\rho^{(n)}$ also has a block-diagonalized structure due to the $U(1)$ symmetry, and it shares the same degeneracy structure with $\mathbb{T}|\psi^{(n)}\rangle$. After diagonalizing $\rho^{(n)}$, by keeping χ eigenvalues with the largest abstract values, we can obtain an isometry and insert it into $\mathbb{T}|\psi^{(n)}\rangle$, which can be used as the starting point for the variational compression [see Fig. 6 (c) (d)]. The degeneracy sectors for $\psi^{(n+1)}$ can be automatically determined during this process.

Finally, after a few power steps described above, we can further optimize the boundary cMPS by variationally minimizing the free energy globally.

2. Extrapolation to the infinite bond dimension

For each set of parameters, the bond dimension for the boundary cMPS ranges among $\chi = 12, 18, 24, 30$. We eliminate the bias brought by the finite χ and extrapolate the data to the infinite bond dimension.

Our extrapolation procedure follows that given in Ref. [29]. First, we perform a linear fitting with respect to $1/\chi$ for

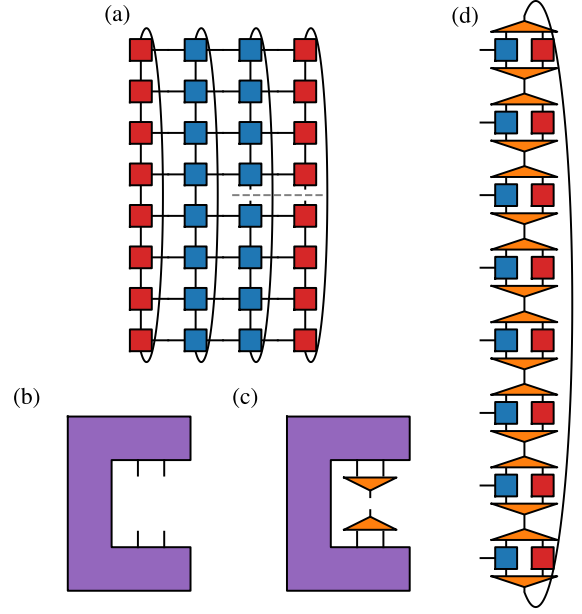


FIG. 6. The initialization of the variational compression by inserting isometries into the cMPS. (a) The tensor network representation of the reduced density matrix. The red and blue tensors represent the cMPS and cMPO tensors respectively. (b) The reduced density matrix. (c) The truncation of the reduced density matrix which gives the isometry. (d) Truncation by inserting the isometries into the cMPS.

the data corresponding to the largest three bond dimensions $\chi = 18, 24, 30$ (see Fig. 7). The estimation for the extrapolation to infinite bond dimension is obtained by taking the average of the linear extrapolation result and the result corresponding to the largest bond dimension $\chi = 30$. The error for this estimation is given by half of the difference between the linear extrapolation result and the $\chi = 30$ result.

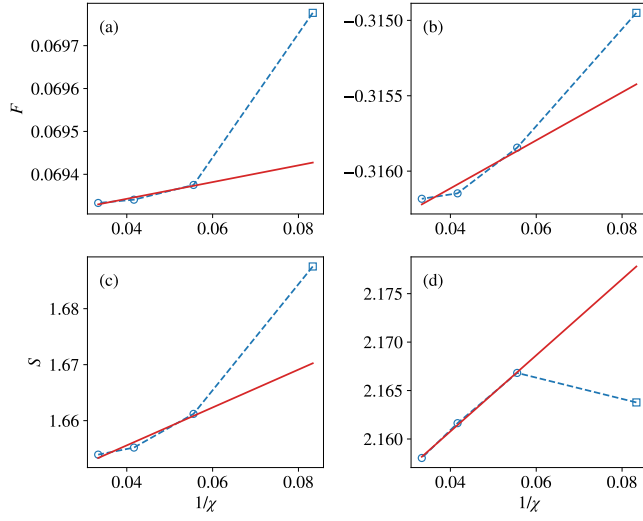


FIG. 7. Examples for the linear extrapolation with respect to $1/\chi$ using the data with the three largest χ 's for $K = 2, l_{\max} = 5/2, K\beta = 200$ [Figs. (a), (c)] and $K = 5, l_{\max} = 5/2, K\beta = 200$ [Figs. (b), (d)]. Figures (a), (b) and figures (c), (d) respectively show the linear extrapolation of the free energy and bipartite entanglement entropy. In each figure, the circle-shaped dots represent the data points used for the linear regression, and the square-shaped dots represent the unused data. The red solid lines denote the linear fitting of the data.

-
- [1] A. M. Polyakov, *Phys. Lett. B* **72**, 224 (1977).
- [2] A. M. Polyakov, *Phys. Lett. B* **59**, 79 (1975).
- [3] T. H. R. Skyrme, *Proc. R. Soc. A* **260**, 127 (1961).
- [4] A. A. Belavin and A. M. Polyakov, *JETP Lett.* **22**, 245 (1975).
- [5] H. Eichenherr, *Nucl. Phys. B* **146**, 215 (1978).
- [6] A. d'Adda, M. Lüscher, and P. Di Vecchia, *Nucl. Phys. B* **146**, 63 (1978).
- [7] G. Schierholz, *Nucl. Phys. B* **37**, 203 (1994).
- [8] F. D. M. Haldane, *Phys. Rev. Lett.* **50**, 1153 (1983).
- [9] F. D. M. Haldane, *Phys. Lett. A* **93**, 464 (1983).
- [10] R. Shankar and N. Read, *Nucl. Phys. B* **336**, 457 (1990).
- [11] I. Affleck and F. D. M. Haldane, *Phys. Rev. B* **36**, 5291 (1987).
- [12] I. Affleck, *J. Phys.: Condens. Matter* **1**, 3047 (1989).
- [13] J. Wess and B. Zumino, *Phys. Lett. B* **37**, 95 (1971).
- [14] S. P. Novikov, *Dokl. Akad. Nauk SSSR* **260**, 31 (1981).
- [15] E. Witten, *Commun. Math. Phys.* **92**, 455 (1984).
- [16] W. Bietenholz, A. Pochinsky, and U. J. Wiese, *Phys. Rev. Lett.* **75**, 4524 (1995).
- [17] M. Bögli, F. Niedermayer, M. Pepe, and U.-J. Wiese, *J. High Energy Phys.* **2012** (4), 117.
- [18] P. de Forcrand, M. Pepe, and U. J. Wiese, *Phys. Rev. D* **86**, 075006 (2012).
- [19] V. Azcoiti, G. Di Carlo, and A. Galante, *Phys. Rev. Lett.* **98**, 257203 (2007).
- [20] B. Allés and A. Papa, *Phys. Rev. D* **77**, 056008 (2008).
- [21] V. Azcoiti, G. Di Carlo, E. Follana, and M. Giordano, *Phys. Rev. D* **86**, 096009 (2012).
- [22] B. Allés, M. Giordano, and A. Papa, *Phys. Rev. B* **90**, 184421 (2014).
- [23] M. C. Bañuls and K. Cichy, *Rep. Prog. Phys.* **83**, 024401 (2020).
- [24] Y. Meurice, R. Sakai, and J. Unmuth-Yockey, *arXiv:2010.06539* (2020).
- [25] W. Tang, H.-H. Tu, and L. Wang, *Phys. Rev. Lett.* **125**, 170604 (2020).
- [26] C. J. Hamer, J. B. Kogut, and L. Susskind, *Phys. Rev. Lett.* **41**, 1337 (1978).
- [27] C. J. Hamer, J. B. Kogut, and L. Susskind, *Phys. Rev. D* **19**, 3091 (1979).
- [28] A. Milsted, *Phys. Rev. D* **93**, 085012 (2016).
- [29] F. Bruckmann, K. Jansen, and S. Kühn, *Phys. Rev. D* **99**, 074501 (2019).
- [30] T. T. Wu and C. N. Yang, *Nucl. Phys. B* **107**, 365 (1976).
- [31] T. T. Wu and C. N. Yang, *Phys. Rev. D* **16**, 1018 (1977).
- [32] M. Žnidarič, T. Prosen, and I. Pižorn, *Phys. Rev. A* **78**, 022103 (2008).
- [33] T. Barthel, *arXiv:1708.09349* (2017).
- [34] M. P. Zaletel, R. S. K. Mong, C. Karrasch, J. E. Moore, and F. Pollmann, *Phys. Rev. B* **91**, 165112 (2015).
- [35] R. J. Bursill, T. Xiang, and G. A. Gehring, *J. Phys.: Condens. Matter* **8**, L583 (1996).
- [36] X. Wang and T. Xiang, *Phys. Rev. B* **56**, 5061 (1997).
- [37] T. Xiang, *Phys. Rev. B* **58**, 9142 (1998).
- [38] The relation between the stability of the power method and the antiferromagnetic couplings in the Hamiltonian is beyond the scope of this paper and requires further investigations. Here, the rotation process is merely a numerical trick and does not affect the physical results.
- [39] D. Pérez-García, M. M. Wolf, M. Sanz, F. Verstraete, and J. I. Cirac, *Phys. Rev. Lett.* **100**, 167202 (2008).
- [40] M. Sanz, M. M. Wolf, D. Pérez-García, and J. I. Cirac, *Phys. Rev. A* **79**, 042308 (2009).
- [41] S. Singh, R. N. C. Pfeifer, and G. Vidal, *Phys. Rev. A* **82**, 050301 (2010).
- [42] S. Singh, R. N. C. Pfeifer, and G. Vidal, *Phys. Rev. B* **83**, 115125 (2011).
- [43] See <https://github.com/tensorBFS/U1cMPO> for code implementation in Julia.
- [44] I. Affleck, *Phys. Rev. Lett.* **56**, 746 (1986).
- [45] H. W. J. Blöte, J. L. Cardy, and M. P. Nightingale, *Phys. Rev. Lett.* **56**, 742 (1986).
- [46] C. Holzhey, F. Larsen, and F. Wilczek, *Nucl. Phys. B* **424**, 443 (1994).
- [47] G. Vidal, J. I. Latorre, E. Rico, and A. Kitaev, *Phys. Rev. Lett.* **90**, 227902 (2003).
- [48] P. Calabrese and J. Cardy, *J. Stat. Mech. Theory Exp.* **2004**, P06002 (2004).
- [49] P. Calabrese and J. Cardy, *J. Phys. A Math Theor.* **42**, 504005 (2009).
- [50] I. Affleck, D. Gepner, H. J. Schulz, and T. Ziman, *J. Phys. A: Math. Gen.* **22**, 511 (1989).
- [51] S. Singh and G. Vidal, *Phys. Rev. B* **86**, 195114 (2012).
- [52] A. Weichselbaum, *Ann. Phys.* **327**, 2972 (2012).
- [53] P. Schmolli, S. Singh, M. Rizzi, and R. Orús, *Ann. Phys.* **419**, 168232 (2020).