

Chiral-Symmetric Higher-Order Topological Phases of Matter

Wladimir A. Benalcazar^{1,2,*} and Alexander Cerjan³

¹*Department of Physics, Princeton University, Princeton, New Jersey 08542, USA*

²*Department of Physics, Pennsylvania State University, University Park, Pennsylvania 16802, USA*

³*Center for Integrated Nanotechnologies, Sandia National Laboratories, Albuquerque, New Mexico 87123, USA*

(Dated: April 7, 2022)

We introduce novel higher-order topological phases of matter in chiral-symmetric systems (class AIII of the tenfold classification), most of which would be misidentified as trivial by current theories. These phases are protected by “multipole chiral numbers”, bulk integer topological invariants that in 2D and 3D are built from sublattice multipole moment operators, as defined herein. The integer value of a multipole chiral number indicates how many degenerate zero-energy states localize at each corner of a system. These higher-order topological phases of matter are generally boundary-obstructed and robust in the presence of chiral-symmetry-preserving disorder.

Higher-order topological band theory has expanded the classification of topological phases of matter across insulators [1–13], semimetals [13–18], and superconductors [19–33]. It generalizes the bulk-boundary correspondence of topological phases, so that an n th-order topological phase in d dimensions has protected features, such as gapless states or fractional charges, only at its $(d - n)$ -dimensional boundaries. Currently, two complementary mechanisms are known to give rise to higher-order topological phases (HOTPs): (i) corner-induced filling anomalies due to certain Wannier center configurations [2, 5, 9, 34, 35], and (ii) the existence of boundary-localized mass domains [2, 3, 6–8, 36, 37]. These two mechanisms protect the fractional quantization of corner charge and the existence of single in-gap states at corners, respectively.

In first-order topological systems, phases protecting multiple states at each boundary also exist. This occurs in chiral-symmetric systems (class AIII in the tenfold classification [38–40]) in odd dimensions. In 1D, for example, such phases are identified by a \mathbb{Z} topological invariant known as the winding number [41, 42], which classifies the Hamiltonian’s homotopy class within the first homotopy group $\pi_1[U(N)]$ and indicates the number of degenerate zero-energy states at each boundary. In contrast, the Wannier center approach applied to chiral 1D systems only yields a \mathbb{Z}_2 classification according to whether the electric dipole moment (given by the position of the Wannier centers) is quantized to 0 or $e/2$. In particular, it labels all 1D chiral-symmetric systems with even winding numbers as trivial.

The observation that 1D systems in class AIII have a broader classification than the one provided by the Wannier center picture suggests that, analogously, a broader classification could exist for HOTPs in class AIII. Consider, for example, stacking N topological quadrupole insulators [1]. If they are coupled in a chiral-symmetric fashion, the overall system will have N zero-energy states protected at each corner. Yet, the topological invariants that protect this phase have not been found. Moreover, the existence of such broader classification would appar-

ently be at odds with the tenfold classification of topological phases, which predicts only trivial phases for chiral-symmetric systems in 2D. This prediction stems from the fact that higher-dimensional generalizations of the 1D winding number—which identify classes within the homotopy group $\pi_d[U(N)]$ in d dimensional systems—are trivial for even d [43]. The resolution to this apparent contradiction is that the tenfold classification applies to first-order, bulk-obstructed topological phases, while the phases we consider here are higher order and boundary obstructed. Hence, a different approach is needed to classify chiral-symmetric HOTPs, i.e., one that goes beyond the natural generalization of the 1D winding number to higher dimensions.

In this Letter, we demonstrate the existence of a \mathbb{Z} classification for HOTPs in class AIII and identify the topological invariants in 2D and 3D that protect them. We refer to these invariants as multipole chiral numbers (MCNs) because they generalize the classification provided by the 1D winding number to higher-dimensional systems but, instead of being the traditional generalization of winding numbers to higher dimensions [42], they are built from sublattice multipole moment operators, and capture higher-order, boundary-obstructed topology [4, 44–48]. These invariants are calculated in the bulk of the system, i.e., with periodic boundary conditions, and, for sufficiently large systems, their integer values indicate the number of degenerate zero-energy states at each corner of a system with open boundaries. Thus, MCNs provide a higher-order bulk-boundary correspondence for topological phases in class AIII. Since MCNs are defined in real space, they can be used to characterize disordered systems, and here we demonstrate that phases protected by MCNs are robust in the presence of chiral-symmetry-preserving disorder. The existence of phases with MCNs reveals a richer classification of HOTPs, provides a broader understanding of boundary-obstructed topological phases beyond the Wannier center and mass domain perspectives, and has implications for the further classification of HOTPs in interacting systems [49]. The phases we present can be readily proven in several syn-

thetic material platforms [50–53], and recent advances on the generation and control of long-range hoppings could enable their realization in ultracold atoms in optical lattices [54–57].

Let us focus our attention on chiral-symmetric Hamiltonians \mathcal{H} , which satisfy $\Pi\mathcal{H}\Pi = -\mathcal{H}$, where Π is the chiral operator. In the basis in which the chiral operator is $\Pi = \tau_z$, the Hamiltonian \mathcal{H} takes the form

$$\mathcal{H} = \begin{pmatrix} 0 & h \\ h^\dagger & 0 \end{pmatrix}, \quad (1)$$

which allows a partition of the lattice into two sublattices, A and B , with opposite chiral charge. The eigenstates of \mathcal{H} can be written as $|\psi_n\rangle = \frac{1}{\sqrt{2}}(\psi_n^A, \psi_n^B)^T$, where ψ_n^A and ψ_n^B are normalized vectors that exist only in the A and B subspaces, respectively. Under chiral symmetry, every eigenstate $|\psi_n\rangle$ with energy ϵ_n has a chiral partner state $\Pi|\psi_n\rangle = \frac{1}{\sqrt{2}}(\psi_n^A, -\psi_n^B)^T$ with energy $-\epsilon_n$. Evaluating $\mathcal{H}^2|\psi_n\rangle = \epsilon_n^2|\psi_n\rangle$ leads to the eigenvalue problems $(hh^\dagger)\psi_n^A = \epsilon_n^2\psi_n^A$ and $(h^\dagger h)\psi_n^B = \epsilon_n^2\psi_n^B$, so that ψ_n^A and ψ_n^B can be easily obtained by diagonalizing hh^\dagger or $h^\dagger h$, respectively. This structure is reflected in the singular value decomposition (SVD) of h by writing

$$h = U_A \Sigma U_B^\dagger, \quad (2)$$

where U_S , for $S = A, B$, is a unitary matrix representing the space spanned by $\{\psi_n^S\}$, i.e., $U_S = (\psi_1^S, \psi_2^S \dots, \psi_{N_S}^S)$, and Σ is a diagonal matrix containing the singular values. Using this decomposition, it follows that $hh^\dagger = U_A \Sigma^2 U_A^\dagger$ and $h^\dagger h = U_B \Sigma^2 U_B^\dagger$, so that the squared energies $\{\epsilon_n^2\}$ correspond to the squared singular values in Σ^2 .

The SVD decomposition (2) allows an explicit flattening of the Hamiltonian by defining the unitary matrix $q = U_A U_B^\dagger$. The winding number of a Bloch Hamiltonian in 1D parametrized by the crystal momentum k is then given by $N_x = (1/2\pi i) \int_{BZ} \text{Tr} [q(k)^\dagger \partial_k q(k)]$, and is a topological invariant associated with the homotopy classes in $\pi_1[U(n)] = \mathbb{Z}$.

In the absence of periodicity, k is not a good quantum number and the winding number loses its meaning. However, it is still possible to find real space topological invariants of chiral-symmetric 1D systems (equivalent to the winding number when periodicity is restored), which have allowed for the study of the effects of disorder [58–60]. Specifically, the 1D winding number is equivalent to the real space index $N_x = (1/2\pi i) \text{Trlog}(\bar{P}_x^A \bar{P}_x^{B\dagger}) \in \mathbb{Z}$, where $\bar{P}_x^S = U_S^\dagger P_x^S U_S$ is the sublattice dipole operator projected into the spaces U_S , for $S = A, B$ [59, 61]. Here, P_x^S is defined using the dipole moment operator for periodic systems [62], but restricted to a single sublattice, $P_x^S = \sum_{R, \alpha \in S} |R, \alpha\rangle \text{Exp}(-i2\pi R/L) \langle R, \alpha|$, where the 1D crystal has L unit cells, $|R, \alpha\rangle = c_{R, \alpha}^\dagger |0\rangle$, and $c_{R, \alpha}^\dagger$ creates an electron at orbital α of unit cell R .

The MCNs for higher-order topological phases with chiral symmetry are based on extensions of this formulation of real space indices to 2D and 3D. Consider a lattice in 2D (3D) with L_j unit cells along direction $j = x, y$ ($j = x, y, z$). Each unit cell is labeled by $\mathbf{R} = (x, y)$ [$\mathbf{R} = (x, y, z)$] and has N_T orbitals (or, more generally, N_T internal degrees or freedom). To build the topological indices for chiral-symmetric higher-order topological phases, we define the following sublattice multipole moment operators:

$$Q_{xy}^S = \sum_{\mathbf{R}, \alpha \in S} |\mathbf{R}, \alpha\rangle \text{Exp}\left(-i \frac{2\pi xy}{L_x L_y}\right) \langle \mathbf{R}, \alpha| \quad (3)$$

$$O_{xyz}^S = \sum_{\mathbf{R}, \alpha \in S} |\mathbf{R}, \alpha\rangle \text{Exp}\left(-i \frac{2\pi xyz}{L_x L_y L_z}\right) \langle \mathbf{R}, \alpha|, \quad (4)$$

for 2D and 3D lattices, respectively. These operators resemble those associated with quadrupole and octupole moments [63–65], but are only defined over each sublattice $S = A, B$, instead of across the entire system.

We claim that the integer invariants for chiral-symmetric second-order topological phases in 2D and third-order topological phases in 3D are, respectively,

$$N_{xy} = \frac{1}{2\pi i} \text{Trlog}(\bar{Q}_{xy}^A \bar{Q}_{xy}^{B\dagger}) \in \mathbb{Z} \quad (5)$$

$$N_{xyz} = \frac{1}{2\pi i} \text{Trlog}(\bar{O}_{xyz}^A \bar{O}_{xyz}^{B\dagger}) \in \mathbb{Z}, \quad (6)$$

where $\bar{Q}_{xy}^S = U_S^\dagger Q_{xy}^S U_S$ and $\bar{O}_{xyz}^S = U_S^\dagger O_{xyz}^S U_S$, for $S = A, B$, are the sublattice multipole moment operators projected into the spaces U_S . To demonstrate that Eqs. (5) and (6) are the invariants for chiral-symmetric higher-order topological phases, one must show that these invariants are strictly quantized, that they predict the number of topologically protected corner states at each corner of the lattice, and that phases with different MCNs are separated from one another by phase transitions that close the energy gap.

To prove that the invariants (5) and (6) are strictly quantized, notice that they take the form $N = (1/2\pi i) \text{Trlog}(U_A^\dagger M_A U_A U_B^\dagger M_B^\dagger U_B)$, where M_S (for $S = A, B$) is Q_{xy}^S in 2D, or O_{xyz}^S in 3D. Since the matrices M_S and U_S are unitary, we have $\det(U_A^\dagger M_A U_A U_B^\dagger M_B^\dagger U_B) = \det(M_A M_B^\dagger) = 1$, where the last step follows if the two sublattices have (i) equal number of degrees of freedom in each unit cell and (ii) the same number of unit cells. Under these conditions, tracing the logarithm of $U_A^\dagger M_A U_A U_B^\dagger M_B^\dagger U_B$ will necessarily give a phase that is a multiple of $2\pi i$, i.e., it will be of the form $2\pi i N$, with $N \in \mathbb{Z}$. This integer N is the topological invariant. Exploiting this structure of the invariants, Eqs. (5) and (6) can also be written in the form of a Bott index [66, 67], see Supplemental Material [61].

We now illustrate some of the topological phases with

nonzero values of N_{xy} and demonstrate that this invariant corresponds to the number of corner-localized states in each corner. Consider the quadrupole topological insulator (QTI) [1] with additional long-range hopping terms. The Bloch Hamiltonian for the QTI has the form of Eq. (1) with the off-diagonal matrix

$$h_{\text{QTI}}(\mathbf{k}) = \begin{pmatrix} -v_x - w_{1,x}e^{-ik_x} & v_y + w_{1,y}e^{ik_y} \\ v_y + w_{1,y}e^{-ik_y} & v_x + w_{1,x}e^{ik_x} \end{pmatrix}, \quad (7)$$

where $v_{x/y}$ and $w_{1,x/y}$ are the nearest-neighbor hoppings within a unit cell and between adjacent unit cells, respectively (generally, we allow for different values of these hoppings in the x and y directions). Adding to this model, we also allow for straight long-range (SLR) hoppings,

$$h_{\text{SLR}}(\mathbf{k}) = \sum_{m>1}^M \begin{pmatrix} -w_{m,x}e^{-imk_x} & w_{m,y}e^{imk_y} \\ w_{m,y}e^{-imk_y} & w_{m,x}e^{imk_x} \end{pmatrix}, \quad (8)$$

where M determines the maximum long-range hopping, as well as diagonal long-range (DLR) hoppings,

$$h_{\text{DLR}}(\mathbf{k}) = 2w_D \begin{pmatrix} e^{-ik_x} \cos(k_y) & -e^{ik_y} \cos(k_x) \\ -e^{-ik_y} \cos(k_x) & -e^{ik_x} \cos(k_y) \end{pmatrix}. \quad (9)$$

Here, $w_{m,x/y}$ are the long-range hoppings among the m th nearest-neighbor unit cells in the horizontal and vertical direction, and w_D are hoppings among nearest-neighbor unit cells along the diagonal directions. All the terms preserve chiral symmetry and the diagonal terms (9) break separability, making it impossible to write the full Hamiltonian as $\mathcal{H}(\mathbf{k}) = \mathcal{H}_x(k_x) + \mathcal{H}_y(k_y)$. In writing this Hamiltonian, we thread a π flux through each plaquette of the system, which is implemented via the specific choice of gauge directly written in Eqs. (7-9) and shown in Fig. 1(a).

First, consider a chiral and C_4 -symmetric, long-range QTI model with $w_{m>2} = 0$ and $w_D = 0$. For $w_m/v < 1$, this system possesses a bulk band gap around zero energy and both the quadrupole moment q_{xy} [1] and the quadrupole winding number N_{xy} [Eq. 5] identify it as trivial ($q_{xy} = 0$, $N_{xy} = 0$), Fig. 1(b). Starting from this phase and increasing w_1/v , a bulk band-gap-closing phase transition occurs, after which both topological indices now show that this system is in a nontrivial phase ($q_{xy} = 1/2$, $N_{xy} = 1$). With open boundaries, this phase possesses a single zero-energy state localized to each of its corners, Fig. 1c. This is the previously known QTI phase [1]. However, when the long-range hopping w_2/v is increased, a separate bulk band gap-closing phase transition occurs that separates either the $N_{xy} = 0$ phase or the $N_{xy} = 1$ phase from another nontrivial phase with $N_{xy} = 4$, but with $q_{xy} = 0$. Simulations of the open system reveal that each corner of the lattice in this phase possesses four degenerate states with $\epsilon = 0$ and that all

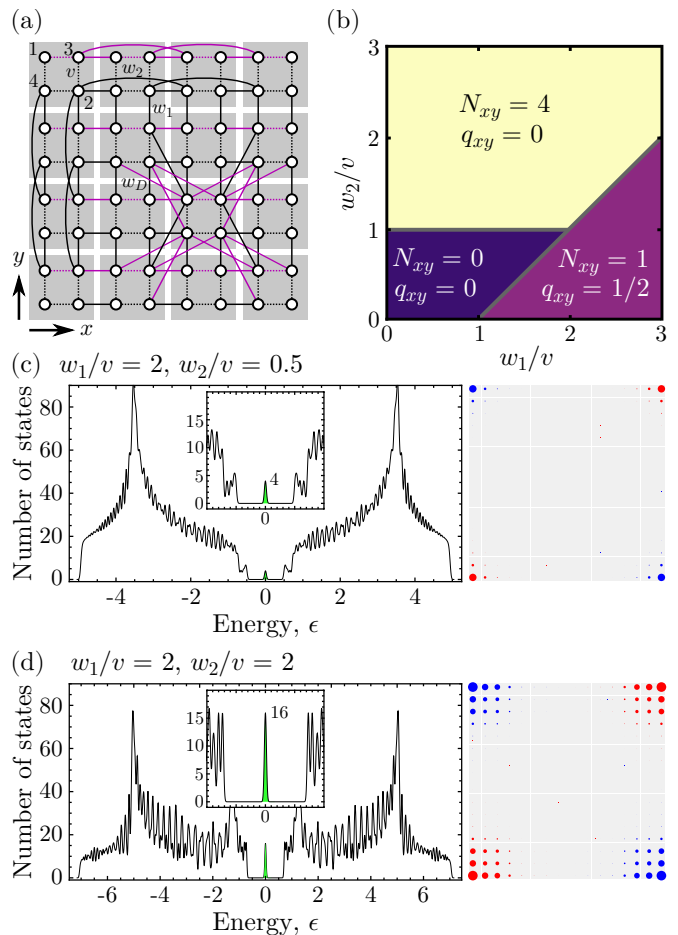


FIG. 1. (a) Schematic depicting the tight-binding model used. Not all non-nearest-neighbor hoppings are shown for clarity. All purple hoppings are multiplied by -1 such that each plaquette has a uniform flux of π . (b) Phase diagram indicating the quadrupole chiral number N_{xy} and the quadrupole moment q_{xy} for a C_{4v} -symmetric system. Here, $w_{m>2} = 0$ and $w_D = 0$. Different phases are separated by gray lines of critical points where the bulk band gap closes. (c,d) Density of states (left) and local density of states at zero energy (right) for the $N_{xy} = 1$ phase (c) and the $N_{xy} = 4$ phase (d). On the right sides of (c) and (d), red and blue colors indicate support over the A and B sublattices, respectively.

such states within a corner exist only on a single sublattice of the system, see Fig. 1(d) and Fig. S2 in the Supplemental Material [61].

Since all of the zero-energy states within a corner occupy the same sublattice, they have the same chiral charge $\Pi|\psi_{\text{corner}}\rangle = \pm|\psi_{\text{corner}}\rangle$ and, thus, cannot pair to hybridize away from zero energy as long as chiral symmetry is preserved.

Not only is the $N_{xy} = 4$ phase not captured by the quadrupole index, but more generally, it lies beyond the framework of induced band representations [68, 69]. Consequently, topological indices based on calculating the representations of the bulk bands at high-symmetry

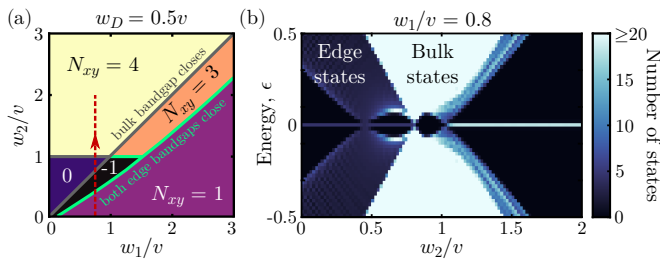


FIG. 2. (a) Phase diagram of the N_{xy} phases for a C_{4v} -symmetric, separability-broken system with $w_D/v = 0.5$ and $w_{m>2} = 0$. Bulk-obstructed phase transitions are shown in gray, while boundary-obstructed phase transitions are shown in lime. (b) Density of states for this system for fixed $w_1/v = 0.8$, indicated as the red line in (a).

points of the Brillouin zone will fail to find this phase, as the representations of the lowest two bands at all of the high-symmetry points are identical in the $N_{xy} = 4$ phase, leading to trivial symmetry indicator invariants, see Supplemental Material [61].

Phase transitions between phases with different MCNs need not close the bulk band gap but, at a minimum, must close some lower-dimensional edge or surface band gap. HOTPs with this property are known as boundary-obstructed topological phases [44]. This property remains true even in the presence of C_4 symmetry, which renders the QTI phase bulk obstructed. For example, consider adding diagonal long-range hoppings to this model, $w_D/v = 0.5$ [Eq. 9], which preserve chiral and C_4 symmetries but break separability. As can be seen in Fig. 2(a), the $N_{xy} = -1$ and $N_{xy} = 3$ phases each have a phase boundary in which the bulk band gap closes, and boundaries with other phases where only the edge band gap closes. Both of these types of boundaries can be explicitly seen in the density of states across these phase transitions, Fig. 2(b). For all of the different phases identified in Fig. 2(a), the number of states localized in each corner of the system is equal to $|N_{xy}|$ and the sublattice over which the corner states are supported is given by $\text{sgn}(N_{xy})$. Thus, for example, the $N_{xy} = -1$ phase in Fig. 2(a) indicates that the system possesses one state localized in each corner with support only on the *opposite* sublattice when compared with those in phases with $N_{xy} > 0$, see Supplemental Material [61]. In 3D, chiral-symmetric higher-order phases are characterized by distinct integer values of Eq. (6), which indicate the number of degenerate states localized at each corner in the 3D structure.

Even though the phases shown in Figs. 1 and 2 preserve crystalline symmetries, phases with nonzero MCNs are robust in the presence of short-range correlated disorder that breaks crystalline symmetries. To demonstrate this, we add disorder to the nearest-neighbor hopping coefficients of this model. In particular, we consider a uniform lattice with C_4 symmetry, whose disorder then breaks all

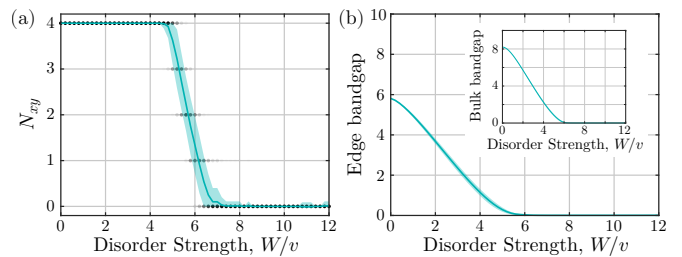


FIG. 3. Numerically calculated N_{xy} (a), edge band gap (b), and bulk band gap (inset), as a function of disorder strength, W/v , for 100 independent realizations for the disorder on a 40×40 square lattice whose underlying ordered system has $w_1/v = 1$, $w_2/v = 4$, and $w_{m>2} = w_D = 0$. The shading of the points in (a) is proportional to the number of disorder realizations that yield that invariant. The solid line and shaded region show the average of the plotted quantity and the region within 1 standard deviation of the average, respectively.

spatial symmetries, as well as time-reversal symmetry, by taking values $v_{ij} \rightarrow v_{ij} + (W/\sqrt{2})(\xi_{0,ij}^{(\text{Re})} + i\xi_{0,ij}^{(\text{Im})})$ and $w_{1,ij} \rightarrow w_{1,ij} + (W/2\sqrt{2})(\xi_{1,ij}^{(\text{Re})} + i\xi_{1,ij}^{(\text{Im})})$, which for sufficiently large disorder strength W causes a phase transition into a trivial phase. Here, $\xi \in [-1, 1]$ are uniformly distributed random numbers and v_{ij} and $w_{1,ij}$ are the hopping strengths between neighboring lattice sites i, j within the same unit cell and between adjacent unit cells, respectively. As can be seen in Fig. 3, an $N_{xy} = 4$ phase remains strictly quantized until a transition drives the system into a trivial phase with $N_{xy} = 0$ when the disorder becomes sufficiently strong. This transition coincides with both bulk and edge band gap closings (up to finite size effects, see Supplemental Material [61]).

Recently, several studies have shown that chiral symmetry alone quantizes quadrupole and octupole moments in insulators [70–72]. Our results show that protection solely due to chiral symmetry also applies to the larger family of topological phases protected by MCNs. This must be the case as systems with different MCNs also possess different numbers of topological zero-energy states at each corner; thus, to transition between them, extended zero-energy channels must exist through which some topological states delocalize and hybridize away from zero energy. Such channels are provided by bulk or boundary closings of the energy gap.

Higher-order topological phases have been found in bismuth [73] and Bi_4Br_4 [74]. More recently, the mechanisms for the protection and confinement of modes of higher-order topology have found fertile ground in photonics, acoustics, and topoelectric circuits [50, 52, 75–83], where they can be used to create robust cavities [84, 85] and lasers [86, 87]. In fact, since chiral-symmetric HOTPs with large MCNs require increasingly stronger longer-range hoppings, these phases may be hard to attain in solid-state systems, where the electron’s hoppings attenuate with separation. However, these phases are

readily accessible in microwave photonic resonator arrays [50, 51], topoelectric circuits [52], or sonic crystals [53], all of which can implement deformable lattice sites and couplers, which enables separating the geometric configuration of the lattice from the strength of the couplings of resonating states, thus easily achieving long-range couplings [51, 53]. Another candidate platform is ultracold atoms in optical lattices, where the realization synthetic gauge fields [54–56] and modulation of hopping terms [54] in 2D has been experimentally shown. Adding long-range hoppings to this platform has been long sought after, and a recent proposal has been put forward [57] that could give this platform access to the phases we present.

Acknowledgments. We thank Frank Schindler, Chaoxing Liu, and Shinsei Ryu for interesting discussions. W.A.B. is thankful for the support of the Moore Postdoctoral Fellowship at Princeton University and the Eberly Postdoctoral Fellowship at the Pennsylvania State University. A.C. acknowledges support from the Center for Integrated Nanotechnologies, an Office of Science User Facility operated for the U.S. Department of Energy (DOE) Office of Science, and the Laboratory Directed Research and Development program at Sandia National Laboratories. Sandia National Laboratories is a multi-mission laboratory managed and operated by National Technology & Engineering Solutions of Sandia, LLC, a wholly owned subsidiary of Honeywell International, Inc., for the U.S. DOE’s National Nuclear Security Administration under Award DE-NA-0003525. The views expressed in the article do not necessarily represent the views of the U.S. DOE or the U.S. Government.

* wb7707@princeton.edu

- [1] W. A. Benalcazar, B. A. Bernevig, and T. L. Hughes, Quantized electric multipole insulators, *Science* **357**, 61 (2017).
- [2] Z. Song, Z. Fang, and C. Fang, $(d - 2)$ -dimensional edge states of rotation symmetry protected topological states, *Phys. Rev. Lett.* **119**, 246402 (2017).
- [3] J. Langbehn, Y. Peng, L. Trifunovic, F. von Oppen, and P. W. Brouwer, Reflection symmetric second-order topological insulators and superconductors, arXiv:1708.03640v1 (2017).
- [4] W. A. Benalcazar, B. A. Bernevig, and T. L. Hughes, Electric multipole moments, topological multipole moment pumping, and chiral hinge states in crystalline insulators, *Phys. Rev. B* **96**, 245115 (2017).
- [5] G. van Miert and C. Ortix, Higher-order topological insulators protected by inversion and rotoinversion symmetries, *Phys. Rev. B* **98**, 081110 (2018).
- [6] F. Schindler, A. M. Cook, M. G. Vergniory, Z. Wang, S. S. P. Parkin, B. A. Bernevig, and T. Neupert, Higher-order topological insulators, *Science Advances* **4** (2018).
- [7] E. Khalaf, Higher-order topological insulators and superconductors protected by inversion symmetry, *Phys. Rev. B* **97**, 205136 (2018).
- [8] M. Geier, L. Trifunovic, M. Hoskam, and P. W. Brouwer, Second-order topological insulators and superconductors with an order-two crystalline symmetry, *Physical Review B* **97**, 205135 (2018).
- [9] W. A. Benalcazar, T. Li, and T. L. Hughes, Quantization of fractional corner charge in C_n -symmetric higher-order topological crystalline insulators, *Phys. Rev. B* **99**, 245151 (2019).
- [10] C. Yue, Y. Xu, Z. Song, H. Weng, Y.-M. Lu, C. Fang, and X. Dai, Symmetry-enforced chiral hinge states and surface quantum anomalous hall effect in the magnetic axion insulator $\text{Bi}_{2-x}\text{Sm}_x\text{Se}_3$, *Nature Physics* **15**, 577 (2019).
- [11] Y. Xu, Z. Song, Z. Wang, H. Weng, and X. Dai, Higher-order topology of the axion insulator EuIn_2As_2 , *Phys. Rev. Lett.* **122**, 256402 (2019).
- [12] L. Elcoro, B. J. Wieder, Z. Song, Y. Xu, B. Bradlyn, and B. A. Bernevig, Magnetic topological quantum chemistry, *Nature Communications* **12**, 5965 (2021).
- [13] Y. Xu, L. Elcoro, Z.-D. Song, B. J. Wieder, M. G. Vergniory, N. Regnault, Y. Chen, C. Felser, and B. A. Bernevig, High-throughput calculations of magnetic topological materials, *Nature* **586**, 702 (2020).
- [14] M. Lin and T. L. Hughes, Topological quadrupolar semimetals, *Phys. Rev. B* **98**, 241103 (2018).
- [15] J. Ahn, D. Kim, Y. Kim, and B.-J. Yang, Band topology and linking structure of nodal line semimetals with Z_2 monopole charges, *Phys. Rev. Lett.* **121**, 106403 (2018).
- [16] Z. Wang, B. J. Wieder, J. Li, B. Yan, and B. A. Bernevig, Higher-order topology, monopole nodal lines, and the origin of large fermi arcs in transition metal dichalcogenides $x\text{Te}_2$ ($x = \text{Mo}, \text{W}$), *Phys. Rev. Lett.* **123**, 186401 (2019).
- [17] B. J. Wieder, Z. Wang, J. Cano, X. Dai, L. M. Schoop, B. Bradlyn, and B. A. Bernevig, Strong and fragile topological dirac semimetals with higher-order fermi arcs, *Nature Communications* **11**, 627 (2020).
- [18] S. A. A. Ghorashi, T. Li, and T. L. Hughes, Higher-order weyl semimetals, *Phys. Rev. Lett.* **125**, 266804 (2020).
- [19] W. A. Benalcazar, J. C. Y. Teo, and T. L. Hughes, Classification of two-dimensional topological crystalline superconductors and majorana bound states at disclinations, *Phys. Rev. B* **89**, 224503 (2014).
- [20] Y. Wang, M. Lin, and T. L. Hughes, Weak-pairing higher order topological superconductors, *Phys. Rev. B* **98**, 165144 (2018).
- [21] T. Liu, J. J. He, and F. Nori, Majorana corner states in a two-dimensional magnetic topological insulator on a high-temperature superconductor, *Phys. Rev. B* **98**, 245413 (2018).
- [22] V. Dwivedi, C. Hickey, T. Eschmann, and S. Trebst, Majorana corner modes in a second-order kitaev spin liquid, *Phys. Rev. B* **98**, 054432 (2018).
- [23] X. Zhu, Tunable majorana corner states in a two-dimensional second-order topological superconductor induced by magnetic fields, *Phys. Rev. B* **97**, 205134 (2018).
- [24] C.-H. Hsu, P. Stano, J. Klinovaja, and D. Loss, Majorana kramers pairs in higher-order topological insulators, *Phys. Rev. Lett.* **121**, 196801 (2018).
- [25] S. A. A. Ghorashi, T. L. Hughes, and E. Rossi, Vortex and surface phase transitions in superconducting higher-order topological insulators, *Phys. Rev. Lett.* **125**, 037001 (2020).
- [26] S. Franca, D. V. Efremov, and I. C. Fulga, Phase-tunable

- second-order topological superconductor, *Phys. Rev. B* **100**, 075415 (2019).
- [27] Z. Yan, Higher-order topological odd-parity superconductors, *Phys. Rev. Lett.* **123**, 177001 (2019).
- [28] Y. Volpez, D. Loss, and J. Klinovaja, Second-order topological superconductivity in π -junction rashba layers, *Phys. Rev. Lett.* **122**, 126402 (2019).
- [29] R.-X. Zhang, J. D. Sau, and S. D. Sarma, Kitaev building-block construction for higher-order topological superconductors (2020), [arXiv:2003.02559](https://arxiv.org/abs/2003.02559) [cond-mat.supr-con].
- [30] D. Vu, R.-X. Zhang, and S. Das Sarma, Time-reversal-invariant C_2 -symmetric higher-order topological superconductors, *Phys. Rev. Research* **2**, 043223 (2020).
- [31] F. Schindler, B. Bradlyn, M. H. Fischer, and T. Neupert, Pairing obstructions in topological superconductors, *Phys. Rev. Lett.* **124**, 247001 (2020).
- [32] T. Li, M. Geier, J. Ingham, and H. D. Scammell, Higher-order topological superconductivity from repulsive interactions in kagome and honeycomb systems (2021), [arXiv:2108.10897](https://arxiv.org/abs/2108.10897) [cond-mat.supr-con].
- [33] H. D. Scammell, J. Ingham, M. Geier, and T. Li, Intrinsic first and higher-order topological superconductivity in a doped topological insulator (2021), [arXiv:2111.07252](https://arxiv.org/abs/2111.07252) [cond-mat.supr-con].
- [34] Y. Fang and J. Cano, Filling anomaly for general two- and three-dimensional C_4 symmetric lattices, *Phys. Rev. B* **103**, 165109 (2021).
- [35] R. Takahashi, T. Zhang, and S. Murakami, General corner charge formula in two-dimensional C_n -symmetric higher-order topological insulators, *Phys. Rev. B* **103**, 205123 (2021).
- [36] E. Khalaf, H. C. Po, A. Vishwanath, and H. Watanabe, Symmetry indicators and anomalous surface states of topological crystalline insulators, *Phys. Rev. X* **8**, 031070 (2018).
- [37] L. Trifunovic and P. W. Brouwer, Higher-order bulk-boundary correspondence for topological crystalline phases, *Phys. Rev. X* **9**, 011012 (2019).
- [38] A. P. Schnyder, S. Ryu, A. Furusaki, and A. W. W. Ludwig, Classification of topological insulators and superconductors in three spatial dimensions, *Phys. Rev. B* **78**, 195125 (2008).
- [39] A. Kitaev, Periodic table for topological insulators and superconductors, *AIP Conference Proceedings* **1134**, 22 (2009), <https://aip.scitation.org/doi/pdf/10.1063/1.3149495>.
- [40] S. Ryu, A. P. Schnyder, A. Furusaki, and A. W. W. Ludwig, Topological insulators and superconductors: tenfold way and dimensional hierarchy, *New Journal of Physics* **12**, 065010 (2010).
- [41] S. Ryu and Y. Hatsugai, Topological origin of zero-energy edge states in particle-hole symmetric systems, *Phys. Rev. Lett.* **89**, 077002 (2002).
- [42] J. C. Y. Teo and C. L. Kane, Topological defects and gapless modes in insulators and superconductors, *Phys. Rev. B* **82**, 115120 (2010).
- [43] M. Nakahara, *Geometry, Topology and Physics (2nd ed.)* (CRC Press, 2003).
- [44] E. Khalaf, W. A. Benalcazar, T. L. Hughes, and R. Queiroz, Boundary-obstructed topological phases, *Phys. Rev. Research* **3**, 013239 (2021).
- [45] M. Ezawa, Edge-corner correspondence: Boundary-obstructed topological phases with chiral symmetry, *Phys. Rev. B* **102**, 121405 (2020).
- [46] A. Tiwari, A. Jahin, and Y. Wang, Chiral dirac superconductors: Second-order and boundary-obstructed topology, *Phys. Rev. Research* **2**, 043300 (2020).
- [47] K. Asaga and T. Fukui, Boundary-obstructed topological phases of a massive dirac fermion in a magnetic field, *Phys. Rev. B* **102**, 155102 (2020).
- [48] X. Wu, W. A. Benalcazar, Y. Li, R. Thomale, C.-X. Liu, and J. Hu, Boundary-obstructed topological high- t_c superconductivity in iron pnictides, *Phys. Rev. X* **10**, 041014 (2020).
- [49] L. Fidkowski and A. Kitaev, Effects of interactions on the topological classification of free fermion systems, *Phys. Rev. B* **81**, 134509 (2010).
- [50] C. W. Peterson, W. A. Benalcazar, T. L. Hughes, and G. Bahl, A quantized microwave quadrupole insulator with topologically protected corner states, *Nature* **555**, 346 EP (2018).
- [51] A. J. Kollár, M. Fitzpatrick, and A. A. Houck, Hyperbolic lattices in circuit quantum electrodynamics, *Nature* **571**, 45 (2019).
- [52] S. Imhof, C. Berger, F. Bayer, J. Brehm, L. W. Molenkamp, T. Kiessling, F. Schindler, C. H. Lee, M. Greiter, T. Neupert, and R. Thomale, Topoelectrical-circuit realization of topological corner modes, *Nature Physics* **14**, 925 (2018).
- [53] Y. Deng, W. A. Benalcazar, Z.-G. Chen, M. Oudich, G. Ma, and Y. Jing, Observation of degenerate zero-energy topological states at disclinations in an acoustic lattice (2021), [arXiv:2112.05182](https://arxiv.org/abs/2112.05182) [cond-mat.mes-hall].
- [54] M. Aidelsburger, M. Atala, M. Lohse, J. T. Barreiro, B. Paredes, and I. Bloch, Realization of the hofstadter hamiltonian with ultracold atoms in optical lattices, *Phys. Rev. Lett.* **111**, 185301 (2013).
- [55] H. Miyake, G. A. Siviloglou, C. J. Kennedy, W. C. Burton, and W. Ketterle, Realizing the harper hamiltonian with laser-assisted tunneling in optical lattices, *Phys. Rev. Lett.* **111**, 185302 (2013).
- [56] G. Jotzu, M. Messer, R. Desbuquois, M. Lebrat, T. Uehlinger, D. Greif, and T. Esslinger, Experimental realization of the topological haldane model with ultracold fermions, *Nature* **515**, 237 (2014).
- [57] M. Martinez, O. Giraud, D. Ullmo, J. Billy, D. Guéry-Odelin, B. Georgeot, and G. Lemarié, Chaos-assisted long-range tunneling for quantum simulation, *Phys. Rev. Lett.* **126**, 174102 (2021).
- [58] I. Mondragon-Shem, T. L. Hughes, J. Song, and E. Prodan, Topological criticality in the chiral-symmetric AIII class at strong disorder, *Phys. Rev. Lett.* **113**, 046802 (2014).
- [59] L. Lin, Y. Ke, and C. Lee, Real-space representation of the winding number for a one-dimensional chiral-symmetric topological insulator, *Phys. Rev. B* **103**, 224208 (2021).
- [60] S. Velury, B. Bradlyn, and T. L. Hughes, Topological crystalline phases in a disordered inversion-symmetric chain, *Phys. Rev. B* **103**, 024205 (2021).
- [61] See Supplemental Material for details on the topological indices, the localization properties of the corner states, and the nature of transitions in these topological phases.
- [62] R. Resta, Quantum-mechanical position operator in extended systems, *Phys. Rev. Lett.* **80**, 1800 (1998).
- [63] W. A. Wheeler, L. K. Wagner, and T. L. Hughes, Many-body electric multipole operators in extended systems,

- Phys. Rev. B* **100**, 245135 (2019).
- [64] B. Kang, K. Shiozaki, and G. Y. Cho, Many-body order parameters for multipoles in solids, *Phys. Rev. B* **100**, 245134 (2019).
- [65] S. Ono, L. Trifunovic, and H. Watanabe, Difficulties in operator-based formulation of the bulk quadrupole moment, *Phys. Rev. B* **100**, 245133 (2019).
- [66] R. Exel and T. A. Loring, Invariants of almost commuting unitaries, *Journal of Functional Analysis* **95**, 364 (1991).
- [67] M. B. Hastings and T. A. Loring, Almost commuting matrices, localized Wannier functions, and the quantum Hall effect, *Journal of Mathematical Physics* **51**, 015214 (2010).
- [68] B. Bradlyn, L. Elcoro, J. Cano, M. G. Vergniory, Z. Wang, C. Felser, M. I. Aroyo, and B. A. Bernevig, Topological quantum chemistry, *Nature* **547**, 298 EP (2017).
- [69] J. Cano, B. Bradlyn, Z. Wang, L. Elcoro, M. G. Vergniory, C. Felser, M. I. Aroyo, and B. A. Bernevig, Building blocks of topological quantum chemistry: Elementary band representations, *Phys. Rev. B* **97**, 035139 (2018).
- [70] A. Agarwala, V. Juričić, and B. Roy, Higher-order topological insulators in amorphous solids, *Phys. Rev. Research* **2**, 012067 (2020).
- [71] C.-A. Li, B. Fu, Z.-A. Hu, J. Li, and S.-Q. Shen, Topological phase transitions in disordered electric quadrupole insulators, *Phys. Rev. Lett.* **125**, 166801 (2020).
- [72] Y.-B. Yang, K. Li, L.-M. Duan, and Y. Xu, Higher-order topological anderson insulators, *Phys. Rev. B* **103**, 085408 (2021).
- [73] F. Schindler, Z. Wang, M. G. Vergniory, A. M. Cook, A. Murani, S. Sengupta, A. Y. Kasumov, R. Deblock, S. Jeon, I. Drozdov, and et al., Higher-order topology in bismuth, *Nature Physics* **14**, 918 (2018).
- [74] N. et al., Evidence for a higher-order topological insulator in a three-dimensional material built from van der waals stacking of bismuth-halide chains, *Nature Materials* **10.1038/s41563-020-00871-7** (2021).
- [75] J. Noh, W. A. Benalcazar, S. Huang, M. J. Collins, K. P. Chen, T. L. Hughes, and M. C. Rechtsman, Topological protection of photonic mid-gap defect modes, *Nature Photonics* (2018).
- [76] M. Serra-Garcia, R. Süsstrunk, and S. D. Huber, Observation of quadrupole transitions and edge mode topology in an lc circuit network, *Phys. Rev. B* **99**, 020304 (2019).
- [77] H. Xue, Y. Yang, G. Liu, F. Gao, Y. Chong, and B. Zhang, Realization of an acoustic third-order topological insulator, *Phys. Rev. Lett.* **122**, 244301 (2019).
- [78] S. Mittal, V. V. Orre, G. Zhu, M. A. Gorlach, A. Poddubny, and M. Hafezi, Photonic quadrupole topological phases, *Nature Photonics* **13**, 692 (2019).
- [79] L. He, Z. Addison, E. J. Mele, and B. Zhen, Quadrupole topological photonic crystals (2019), [arXiv:1911.03980 \[physics.optics\]](https://arxiv.org/abs/1911.03980).
- [80] J. Bao, D. Zou, W. Zhang, W. He, H. Sun, and X. Zhang, Topoelectrical circuit octupole insulator with topologically protected corner states, *Phys. Rev. B* **100**, 201406 (2019).
- [81] H. Xue, Y. Ge, H.-X. Sun, Q. Wang, D. Jia, Y.-J. Guan, S.-Q. Yuan, Y. Chong, and B. Zhang, Observation of an acoustic octupole topological insulator, *Nature Communications* **11**, 2442 (2020).
- [82] X. Ni, M. Li, M. Weiner, A. Alù, and A. B. Khanikaev, Demonstration of a quantized acoustic octupole topological insulator (2019), [arXiv:1911.06469 \[cond-mat.mes-hall\]](https://arxiv.org/abs/1911.06469).
- [83] L. He, Z. Addison, E. J. Mele, and B. Zhen, Quadrupole topological photonic crystals, *Nature Communications* **11**, 3119 (2020).
- [84] Y. Ota, F. Liu, R. Katsumi, K. Watanabe, K. Wakabayashi, Y. Arakawa, and S. Iwamoto, Photonic crystal nanocavity based on a topological corner state, *Optica* **6**, 786 (2019).
- [85] M. Proctor, P. A. Huidobro, B. Bradlyn, M. B. de Paz, M. G. Vergniory, D. Bercioux, and A. García-Etxarri, Robustness of topological corner modes in photonic crystals, *Phys. Rev. Research* **2**, 042038 (2020), publisher: American Physical Society.
- [86] W. Zhang, X. Xie, H. Hao, J. Dang, S. Xiao, S. Shi, H. Ni, Z. Niu, C. Wang, K. Jin, X. Zhang, and X. Xu, Low-threshold topological nanolasers based on the second-order corner state, *Light Sci. Appl* **9**, 109 (2020).
- [87] H.-R. Kim, M.-S. Hwang, D. Smirnova, K.-Y. Jeong, Y. Kivshar, and H.-G. Park, Multipolar lasing modes from topological corner states, *Nat. Commun.* **11** (2020).

Chiral-Symmetric Higher-Order Topological Phases of Matter: Supplemental Material

Wladimir A. Benalcazar^{1,2,*} and Alexander Cerjan^{3,4}

¹*Department of Physics, Princeton University, Princeton, New Jersey 08542, USA*

²*Department of Physics, Pennsylvania State University, University Park, Pennsylvania 16802, USA*

³*Sandia National Laboratories, Albuquerque, New Mexico 87185, USA*

⁴*Center for Integrated Nanotechnologies, Sandia National Laboratories, Albuquerque, New Mexico 87185, USA*

This Supplemental Material is divided into 4 sections. In Section I, we describe the structure of chiral-symmetric Hamiltonians and how to calculate the *winding number* in discrete periodic extended systems (i.e., lattice systems) in terms of a sublattice dipole moment operator, which will allow us to derive the general class of multipole chiral numbers in any dimension. In Section II, we enunciate the generalizations of these invariants for 2D and 3D, which label topological phases with higher-order topology. We also show that these invariants are strictly quantized under chiral symmetry, and provide expressions for them in the form of Bott index. Finally, we differentiate these invariants from other first-order topological indices that protect zero-dimensional states in 2D crystals. In Section III, we detail properties of the model proposed in the Main Text, and show the correspondence between the index N_{xy} and its corner states. Finally, in Section IV, we comment on the existence of bulk and boundary obstructions separating these phases.

I. Chiral-symmetric systems: general characteristics

Chiral-symmetric systems are described by Hamiltonians \mathcal{H} that obey

$$\Pi\mathcal{H}\Pi = -\mathcal{H}, \quad (\text{S1})$$

where Π is the *chiral operator*. The degrees of freedom in chiral-symmetric systems can be divided into two sublattices, A and B . The chiral operator is equal to

$$\Pi = \sum_{\mathbf{R}, \alpha \in A} c_{\mathbf{R}, \alpha}^\dagger |0\rangle \langle 0| c_{\mathbf{R}, \alpha} - \sum_{\mathbf{R}, \beta \in B} c_{\mathbf{R}, \beta}^\dagger |0\rangle \langle 0| c_{\mathbf{R}, \beta}. \quad (\text{S2})$$

From now on, we will constrain our problem to the case in which the two sublattices have equal number of degrees of freedom, $N_A = N_B$. For an eigenstate of the Hamiltonian $|\psi_n\rangle$ with energy ϵ_n , there is a partner eigenstate $\Pi|\psi_n\rangle$ with opposite energy,

$$\mathcal{H}\Pi|\psi_n\rangle = -\Pi\mathcal{H}|\psi_n\rangle = -\epsilon_n\Pi|\psi_n\rangle. \quad (\text{S3})$$

Thus, the energy spectrum of a chiral-symmetric system is symmetric with respect to zero energy.

In the basis in which the degrees of freedom are ordered so that those of sublattice A come first and then those of sublattice B , the chiral operator takes the form $\Pi = \sigma_z \otimes I_{N_A \times N_A}$, where σ_z the third Pauli matrix and $I_{n \times n}$ is the identity matrix of size n . In that same basis, the Hamiltonian takes the form

$$\mathcal{H} = \begin{pmatrix} 0 & h \\ h^\dagger & 0 \end{pmatrix}. \quad (\text{S4})$$

The eigenstates of \mathcal{H} can be written as $|\psi\rangle = \frac{1}{\sqrt{2}}(\psi_n^A, \psi_n^B)^T$, where ψ_A and ψ_B are normalized vectors that exist only in the A , B subspaces, respectively. The chiral partner state with opposite energy is $\Pi|\psi_n\rangle = \frac{1}{\sqrt{2}}(\psi_n^A, -\psi_n^B)^T$. Evaluating $\mathcal{H}^2|\psi_n\rangle = \epsilon_n^2|\psi_n\rangle$ leads to the eigenvalue problems

$$\begin{aligned} (hh^\dagger)\psi_n^A &= \epsilon_n^2\psi_n^A \\ (h^\dagger h)\psi_n^B &= \epsilon_n^2\psi_n^B, \end{aligned} \quad (\text{S5})$$

* wb7707@princeton.edu

so that ψ_n^A and ψ_n^B can be easily obtained by diagonalizing hh^\dagger or $h^\dagger h$, respectively. Equation (S5) has a structure compatible with a singular value decomposition. Indeed, it is possible to write h as

$$h = U_A \Sigma U_B^\dagger \quad (\text{S6})$$

where U_A is a unitary matrix representing the space spanned by $\{\psi_n^A\}$, i.e., $U_A = (\psi_1^A, \psi_2^A \dots, \psi_{N_A}^A)$ and similarly for U_B , and Σ is a diagonal matrix containing the singular values. Notice, for example, that

$$\begin{aligned} hh^\dagger &= U_A \Sigma^2 U_A^\dagger \\ h^\dagger h &= U_B \Sigma^2 U_B^\dagger \end{aligned} \quad (\text{S7})$$

which are compatible with Eq. (S5) if we identify the squared energies $\{\epsilon_n^2\}$ with the square of the singular values in Σ .

In what follows, it will be convenient to have a ‘flattened’ version of Hamiltonian (S4), given by

$$\mathcal{H} = \begin{pmatrix} 0 & q \\ q^\dagger & 0 \end{pmatrix}, \quad q = U_A U_B^\dagger, \quad (\text{S8})$$

whose energies are $\epsilon_n = \pm 1$. The flattening was achieved by dropping the singular value matrix Σ in the definition of q in Eq. (S8). Contrast this with the equivalent expression in Eq. (S6) for Hamiltonian (S4). Although the Hamiltonians (S4) and (S8) represent different systems, those two systems will belong to the same topological phase. We will see, however, that Hamiltonian (S8) facilitates the calculation of the topological invariants associated with its topological phase.

A. The winding number as a sublattice polarization

We now turn our attention to chiral-symmetric Hamiltonians that are extended and periodic (i.e., lattice systems). These systems have topological phases labelled by an integer invariant, known as the *winding number*. Since topological properties of a topological phase are preserved under adiabatic deformations, i.e., those deformations that preserve the energy gap and symmetry, let us consider, without loss of generality, a flattened version of Hamiltonian (S4) at each crystal momentum k ,

$$\mathcal{H}(k) = \begin{pmatrix} 0 & q(k) \\ q(k)^\dagger & 0 \end{pmatrix}, \quad q(k) = U_A(k) U_B^\dagger(k), \quad (\text{S9})$$

where $\mathcal{H}(k)$ is a Bloch Hamiltonian with a *flat* energy spectrum $\epsilon = \pm 1$ at all k . The winding number, which classifies different homotopy classes $\pi_1[U(n)] \cong \mathbb{Z}$ in 1D, is given by

$$N_x = \frac{i}{2\pi} \int_{-\pi}^{\pi} \text{Tr} [q(k)^\dagger \partial_k q(k)] dk \in \mathbb{Z}. \quad (\text{S10})$$

By replacing $q(k) = U_A(k) U_B^\dagger(k)$ in Eq. (S10), we have

$$\begin{aligned} N_x &= \frac{i}{2\pi} \int_{-\pi}^{\pi} \text{Tr} [U_A^\dagger(k) \partial_k U_A(k)] dk + \frac{i}{2\pi} \int_{-\pi}^{\pi} \text{Tr} [U_B(k) \partial_k U_B^\dagger(k)] dk \\ &= -\frac{1}{2\pi} \int_{-\pi}^{\pi} \text{Tr} [\mathcal{A}_A(k)] dk + \frac{1}{2\pi} \int_{-\pi}^{\pi} \text{Tr} [\mathcal{A}_B(k)] dk. \end{aligned} \quad (\text{S11})$$

Here $\mathcal{A}_A(k) = -iU_A^\dagger(k) \partial_k U_A(k)$ is the Berry connection in the A sublattice, as is \mathcal{A}_B for the B sublattice. In the second step we have used $\text{Tr}[U^\dagger(k) \partial_k U(k)] = -\text{Tr}[U(k) \partial_k U^\dagger(k)]$. Notice that Eq. (S11) is *not* defined mod 1.

B. Winding number in discrete space

We now seek to derive an expression equivalent to the winding number but in real space instead of momentum space. Such an expression would enable the characterization of disordered lattices. A first step is to discretize Eq. (S11).

For that purpose, consider the following expression,

$$U^\dagger(k)\partial_k U(k) \approx U^\dagger(k)(U(k+\delta k) - U(k))/\delta k,$$

valid as $\delta k \rightarrow 0$. Rearranging this expression,

$$I + \delta k U^\dagger(k)\partial_k U(k) \approx U^\dagger(k)U(k+\delta k).$$

Taking the logarithm on both sides, and using the approximation $\text{Log}(1+x) \approx x$ on the LHS, we have

$$\delta k U^\dagger(k)\partial_k U(k) \approx \text{Log}(U^\dagger(k)U(k+\delta k)). \quad (\text{S12})$$

Let us now use this expression on Eq. (S11) to have a discretized version of it,

$$\begin{aligned} N_x &= \frac{i}{2\pi} \sum_k \text{Tr} \left[\text{Log}(U_{A,k}^\dagger U_{A,k+\delta k}) - \text{Log}(U_{B,k}^\dagger U_{B,k+\delta k}) \right] \\ &= \frac{1}{2\pi i} \sum_k \text{Tr} \text{Log} \left[F_{A,k} F_{B,k}^\dagger \right], \end{aligned} \quad (\text{S13})$$

where in the last step we used the fact that, for a unitary matrix M , $\text{Log}(M) = -\text{Log}(M^\dagger)$. The unitary matrices $F_{S,k}$ are determined by first considering the matrices

$$G_{S,k} = U_{S,k+\delta k}^\dagger U_{S,k}, \quad (\text{S14})$$

which are *not* unitary due to the discretization of k [1]. To restore unitarity, consider the singular value decomposition

$$G_{S,k} = V_{S,k} D_{S,k} W_{S,k}^\dagger, \quad (\text{S15})$$

where $D_{S,k}$ is the diagonal matrix containing the singular values. In the thermodynamic limit, $D_{S,k}$ is the identity matrix. For finite L , on the other hand, the magnitude of the diagonal elements of $D_{S,k}$ are less than 1. We define

$$F_{S,k} = V_{S,k} W_{S,k}^\dagger \quad (\text{S16})$$

which is unitary.

C. Winding number in position space

Having discretized the expression for the winding number for the case in which the momenta is discrete, we now derive the position space version of the winding number [2]. For that purpose, consider the second-quantization operators for the annihilation of electrons in real space and crystal momentum space, which are related by the Fourier transform

$$\begin{aligned} c_{R,\alpha} &= \frac{1}{\sqrt{L}} \sum_k e^{-ikR} c_{k,\alpha}, \\ c_{k,\alpha} &= \frac{1}{\sqrt{L}} \sum_R e^{ikR} c_{R,\alpha}. \end{aligned} \quad (\text{S17})$$

To enforce periodic boundary conditions, we impose the constraint

$$c_{R+L,\alpha} = c_{R,\alpha} \rightarrow k = \frac{2\pi}{L} m, \quad m \in \mathbb{Z}, \quad (\text{S18})$$

which means that in Eq. (S17), $k \in \delta_k(0, 1, \dots, L-1)$, where $\delta_k = 2\pi/L$.

To determine the winding number, we will need to make use of the operator associated with polarization [3] defined

over each sublattice $\mathcal{S} = A, B$ [2],

$$\hat{P}_x^{\mathcal{S}} = \sum_{R, \alpha \in \mathcal{S}} c_{R, \alpha}^\dagger |0\rangle \exp\left[-i\frac{2\pi}{L}R\right] \langle 0| c_{R, \alpha}. \quad (\text{S19})$$

This operator can be written in momentum space as

$$\hat{P}_x^{\mathcal{S}} = \sum_{k, \alpha \in \mathcal{S}} c_{k+\delta_k, \alpha}^\dagger |0\rangle \langle 0| c_{k, \alpha}. \quad (\text{S20})$$

The action of $\hat{P}_x^{\mathcal{S}}$ on a state $|k, \alpha\rangle = c_{k, \alpha}^\dagger |0\rangle$ is to shift the momentum of the state on sublattice \mathcal{S} , i.e., $\hat{P}_x^{\mathcal{S}} |k, \alpha\rangle = |k + \delta_k, \alpha\rangle$.

In what follows, we show that the most general expression for the winding number is

$$N_x = \frac{1}{2\pi i} \text{TrLog}(\bar{P}_x^A \bar{P}_x^{B\dagger}) \quad (\text{S21})$$

where $\bar{P}_x^{\mathcal{S}} = U_{\mathcal{S}}^\dagger P_x^{\mathcal{S}} U_{\mathcal{S}}$.

For that purpose, we will transform Eq. (S21) into crystal momentum space and show that it reduces to Eq. (S13). For that purpose, let us consider the projectors into sublattice \mathcal{S}

$$\mathcal{P}_{\mathcal{S}} = \sum_{n, k, \alpha, \beta} [u_{n, k}^{\mathcal{S}}]_{\alpha} c_{k, \alpha}^\dagger |0\rangle \langle 0| c_{k, \beta} [u_{n, k}^{\mathcal{S}}]_{\beta}^* \quad (\text{S22})$$

where $[u_{n, k}^{\mathcal{S}}]_{\alpha}$ denotes the α th component of the n th singular state in the SVD decomposition of Eq. (S6), corresponding to the n th column of $U_{\mathcal{S}}$, for $\mathcal{S} = A$ or B , and $*$ denotes complex conjugation. Written compactly, $\mathcal{P}_{\mathcal{S}} = U_{\mathcal{S}} U_{\mathcal{S}}^\dagger$. Similarly, we can spell out $q = U_A U_B^\dagger$ [Eq. (S8)] as

$$q = \sum_{n, k, \alpha, \beta} [u_{n, k}^A]_{\alpha} c_{k, \alpha}^\dagger |0\rangle \langle 0| c_{k, \beta} [u_{n, k}^B]_{\beta}^* \quad (\text{S23})$$

We need to calculate $\mathcal{P}_A P_x^A q P_x^{B\dagger} \mathcal{P}_B = U_A U_A^\dagger P_x^A U_A U_B^\dagger P_x^{B\dagger} U_B U_B^\dagger$. First, let us calculate

$$\begin{aligned} \mathcal{P}_A P_x^A &= \sum_{n, k, \alpha} |u_{n, k+\delta k}^A\rangle [u_{n, k+\delta k}^A]_{\alpha}^* \langle 0| c_{k, \alpha} \\ P_x^{B\dagger} \mathcal{P}_B &= \sum_{n, k, \alpha} c_{k, \alpha}^\dagger |0\rangle [u_{n, k+\delta k}^B]_{\alpha}^* \langle u_{n, k+\delta k}^B|, \end{aligned} \quad (\text{S24})$$

where $|u_{n, k}^{\mathcal{S}}\rangle = \sum_{\alpha} [u_{n, k}^{\mathcal{S}}]_{\alpha} c_{k, \alpha}^\dagger |0\rangle$. Using Eqs. S23 and S24, we have

$$\begin{aligned} \mathcal{P}_A P_x^A q P_x^{B\dagger} \mathcal{P}_B &= \sum_{k, n, m, l} \sum_{\alpha, \beta} |u_{n, k+\delta k}^A\rangle [u_{n, k+\delta k}^A]_{\alpha}^* [u_{m, k}^A]_{\alpha} [u_{m, k}^B]_{\beta}^* [u_{l, k+\delta k}^B]_{\beta} \langle u_{l, k+\delta k}^B| \\ &= \sum_{k, n, m, l} |u_{n, k+\delta k}^A\rangle [F_{A, k}]_{n, m} [F_{B, k}^\dagger]_{m, l} \langle u_{l, k+\delta k}^B| \\ &= \sum_{k, n, l} |u_{n, k+\delta k}^A\rangle [F_{A, k} F_{B, k}^\dagger]_{n, l} \langle u_{l, k+\delta k}^B| \\ &= \sum_{k, n, l} |u_{n, k}^A\rangle [F_{A, k-\delta k} F_{B, k-\delta k}^\dagger]_{n, l} \langle u_{l, k}^B|. \end{aligned} \quad (\text{S25})$$

The expression (S25) implies that $\bar{P}_x^A \bar{P}_x^{B\dagger} = U_A^\dagger P_x^A U_A U_B^\dagger P_x^{B\dagger} U_B$ takes the form

$$\bar{P}_x^A \bar{P}_x^{B\dagger} = \begin{pmatrix} F_{A,k_0} F_{B,k_0}^\dagger & 0 & \dots & 0 \\ 0 & F_{A,k_1} F_{B,k_1}^\dagger & \dots & 0 \\ \vdots & \vdots & \ddots & \vdots \\ 0 & 0 & \dots & F_{A,k_{L-1}} F_{B,k_{L-1}}^\dagger \end{pmatrix}. \quad (\text{S26})$$

Notice that the matrix is diagonal in k . Therefore, we have

$$\begin{aligned} N_x &= \frac{1}{2\pi i} \text{TrLog} (\bar{P}_x^A \bar{P}_x^{B\dagger}) \\ &= \frac{1}{2\pi i} \sum_k \text{TrLog} [F_{A,k} F_{B,k}^\dagger] \end{aligned} \quad (\text{S27})$$

which is identical to the expression for the winding number (S13).

In contrast, the invariant that protects the quantization of the dipole moment in chiral-symmetric insulators at half-filling is

$$p_x = -\frac{1}{2\pi} \text{ImLog} [\text{Det}(U_{\text{occ}}^\dagger P_x U_{\text{occ}}) \text{Det}(P_x^{\dagger 1/2})], \quad (\text{S28})$$

where U_{occ} is the subspace of occupied bands at half filling and $P_x = \sum_{R,\alpha} |R,\alpha\rangle \mathcal{U}_D(R) \langle R,\alpha|$ is the position operator defined over the entire lattice [3]. The dipole moment invariant is quantized to $p_x = 0$ or $1/2$ under chiral symmetry, and is related to the winding number by the expression $p_x = N_x/2 \bmod 1$.

II. Generalizations of the winding number to higher-order topological systems with chiral symmetry

As stated in the Main Text, we generalize the invariant (S21) to 2D and 3D. In 2D, the invariant is

$$N_{xy} = \frac{1}{2\pi i} \text{TrLog} (\bar{Q}_{xy}^A \bar{Q}_{xy}^{B\dagger}) \in \mathbb{Z} \quad (\text{S29})$$

where $\bar{Q}_{xy}^S = U_S^\dagger Q_{xy}^S U_S$ for $S = A, B$, and Q_{xy}^S is the sublattice quadrupole moment operator

$$Q_{xy}^S = \sum_{\mathbf{R}, \alpha \in S} |\mathbf{R}, \alpha\rangle \text{Exp} \left(-i \frac{2\pi xy}{L_x L_y} \right) \langle \mathbf{R}, \alpha|. \quad (\text{S30})$$

Similarly, in 3D the invariant is

$$N_{xyz} = \frac{1}{2\pi i} \text{TrLog} (\bar{O}_{xyz}^A \bar{O}_{xyz}^{B\dagger}) \in \mathbb{Z} \quad (\text{S31})$$

where $\bar{O}_{xyz}^S = U_S^\dagger O_{xyz}^S U_S$, for $S = A, B$, and O_{xyz}^S is the sublattice octupole moment operator

$$O_{xyz}^S = \sum_{\mathbf{R}, \alpha \in S} |\mathbf{R}, \alpha\rangle \text{Exp} \left(-i \frac{2\pi xyz}{L_x L_y L_z} \right) \langle \mathbf{R}, \alpha|, \quad (\text{S32})$$

A. Quantization of the real space invariants

The invariants (S21), (S29), and (S31) take the form

$$N = \frac{1}{2\pi i} \text{TrLog} (U_A^\dagger M_A U_A U_B^\dagger M_B^\dagger U_B) \quad (\text{S33})$$

where M_S (for $S = A, B$) is P_x^S , Q_{xy}^S , or O_{xyz}^S in 1D, 2D, or 3D, respectively. Notice that since the matrices M_S and U_S are unitary, we have

$$\text{Det}(U_A^\dagger M_A U_A U_B^\dagger M_B^\dagger U_B) = \text{Det}(M_A M_B^\dagger) = 1, \quad (\text{S34})$$

where in the last step we use the fact that $M_x^A = M_x^B$, which is true because the two sublattices have (i) equal number of degrees of freedom in each unit cell and (ii) the same number of unit cells, from which it follows that M_A and M_B are identical. From (S34) it follows that tracing the logarithm of $U_A^\dagger M_A U_A U_B^\dagger M_B^\dagger U_B$ in (S33) will necessarily have to give a phase that is a multiple of $2\pi i$, i.e., it will be of the form $2\pi i N$, with $N \in \mathbb{Z}$. This integer N is indeed the topological invariant.

B. Real space invariants written as a Bott index

Starting again with Eq. S33, and performing a unitary transformation using U_B of the matrix product on the interior of the matrix logarithm, we can rewrite (S33) as

$$N = \frac{1}{2\pi i} \text{TrLog} \left(U_B U_A^\dagger M_A U_A U_B^\dagger M_B^\dagger U_B U_B^\dagger \right). \quad (\text{S35})$$

Noting the definition of $q = U_A U_B^\dagger$ and again that $M_A = M_B = M$ are unitary (see discussion in previous section),

$$\begin{aligned} N &= \frac{1}{2\pi i} \text{TrLog} \left(q^{-1} M_A q M_B^\dagger \right) \\ &= \frac{1}{2\pi i} \text{TrLog} \left(q^{-1} M q M^{-1} \right) \\ &= \text{Bott}(q^{-1}, M). \end{aligned} \quad (\text{S36})$$

C. Topological protection of zero-dimensional states of first-order topology

Chiral-symmetric systems can also protect zero-dimensional states at topological defects. For a point defect in d dimensions, $q(\mathbf{k}, \mathbf{r})$ in Eq. (S4) is parametrized by d momentum variables \mathbf{k} and $d - 1$ position variables \mathbf{r} , and the number of protected states is given by the homotopy class $\pi_{2d-1}[U(N)] = \mathbb{Z}$ into which $q(\mathbf{k}, \mathbf{r})$ falls [4], such as in the 2D Jackiw and Rossi lattice model for the protection of 0D topological states bound to vortices. Nontrivial homotopies exist only in odd dimensional manifolds, and thus rule out, for example, the protection of 0D states at the corners of 2D crystals. In contrast, our invariants, Eqs. (5) and (6) of the Main Text (Eq. (S29) and (S31) here), allow for such protection, and thus are of different nature than first-order topological indices based on homotopy classes.

III. The extended QTI model

In this section we describe in detail certain characteristics of the QTI model with long-range hopping terms (Eq. (7), (8), and (9) in the Main Text). We show (A) how these phases are in general outside the framework of *topological quantum chemistry* [5, 6], (B) how the phase diagram is modified when the horizontal hopping terms are different from the vertical ones, (C) the support of the corner states, (D) the correspondence between the topological index N_{xy} [Eq. (5) in the Main Text, or Eq. (S29) here] and the number and chiral charge of the corner states, (E) some subtleties regarding how the phase diagrams in the Main Text were determined, and (F) the convergence of our results with disorder with system size.

A. Symmetry representations of the topological phases

The extended QTI model has the Hamiltonian of Eq. (S4) with off-diagonal term

$$h(\mathbf{k}) = h_{\text{QTI}}(\mathbf{k}) + C_s h_{\text{SLR}}(\mathbf{k}) + C_d h_{\text{DLR}}(\mathbf{k}) \quad (\text{S37})$$

where $h_{\text{QTI}}(\mathbf{k})$, $h_{\text{SLR}}(\mathbf{k})$, and $h_{\text{DLR}}(\mathbf{k})$ are defined in Eqs. (7), (8), and (9) of the Main Text.

Consider the case $C_s = 1$, $C_d = 0$. In that case, the Hamiltonian is C_{4v} symmetric and supports bulk-obstructed topological phases. At high-symmetry points (HSPs) and lines of the BZ, the representations of the elements of C_{4v} are given in Table S1. To capture more directly the topological protection due to crystalline symmetries, Table S1 also shows the symmetry indicator invariants, defined as

$$[M_j] = \#M_j - \#\Gamma_j \quad (\text{S38})$$

where $\#M_j$ is the number of bands below the gap with C_4 symmetry representations $M_j = e^{i\pi(2j-1)/4}$, for $j = 1, 2, 3, 4$, at the \mathbf{M} point of the BZ, and similarly for the $\mathbf{\Gamma}$ point.

phase	irreps at $\mathbf{\Gamma}$	irreps at \mathbf{M}	$([M_1], [M_2], [M_3], [M_4])$
$N_{xy} = 0$	$\{e^{i3\pi/4}, e^{-i3\pi/4}\}$	$\{e^{i3\pi/4}, e^{-i3\pi/4}\}$	(0,0,0,0)
$N_{xy} = 1$	$\{e^{i3\pi/4}, e^{-i3\pi/4}\}$	$\{e^{i\pi/4}, e^{-i\pi/4}\}$	(1,-1,-1,1)
$N_{xy} = 4$	$\{e^{i3\pi/4}, e^{-i3\pi/4}\}$	$\{e^{i3\pi/4}, e^{-i3\pi/4}\}$	(0,0,0,0)

TABLE S1. C_4 symmetry representations and symmetry indicator invariants (S38) for the lowest two bands of Hamiltonian (S37) at the C_4 invariant points of the BZ $\mathbf{\Gamma}$ and \mathbf{M} for all topological phases. At all C_2 -invariant points, the representations are $\pm i$. Similarly, at all M_x and M_y invariant lines, the representations are ± 1 . In both cases, those representations lead to trivial symmetry indicator invariants for C_2 and reflection symmetries.

A result worth noting from Table S1 is that, while the $N_{xy} = 1$ phase (i.e., the QTI nontrivial phase with $q_{xy} = e/2$) has nontrivial symmetry indicator invariants, the $N_{xy} = 4$ does not. Consequently, the topology of this last phase cannot be captured by the theory of induction of representations and symmetry indicator invariants [5, 6]. Nevertheless, its nontrivial nature is evident in both the existence of a nonvanishing bulk invariant $N_{xy} = 4$ and the existence of an equal number of topological zero-energy states at each corner [Fig. 1(d) of the Main Text and Fig. S2 here].

The representations due to C_2 symmetry and reflection symmetries are equal at all HSPs of the BZ in all phases, and thus have trivial symmetry indicator invariants.

B. Phase diagram for the ordered C_{2v} symmetric system

In the interest of completeness, in Fig. S1 we show the phase diagram for a system which is C_{2v} symmetric, with $w_{m,x} = 3w_{m,y}$, $w_D = 0$, and $w_{m \geq 0} = 0$.

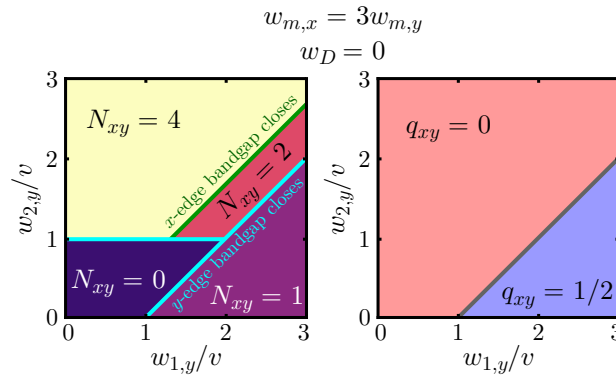


FIG. S1. Phase diagram of the chiral-symmetric second-order topological phase, N_{xy} (left), and the quadrupole phase q_{xy} (right), for a C_{2v} symmetric system with open boundaries as a function of the hopping ratios, $w_{1,y}/v$ and $w_{2,y}/v$, with $w_{m,x} = 3w_{m,y}$ and $w_D = 0$. Phase transitions where the boundary band gap closes along the x edge are shown in green, while those which close along the y edge are shown in cyan.

C. Corner states and their support

In this section, we show the form and localization of two sets of corner states for phases indicated in the Main Text. First, in Fig. S2, we show one possible choice of the four corner-localized states of the lattice considered in Fig. 1 in the Main Text with $N_{xy} = 4$. As can be seen, the summation of the probability density functions of the four orthogonal states equals that of the total set of four states in a single corner, as shown in the Main Text. Second, in Fig. S3 we show the probability density function of the corner states of a $N_{xy} = -1$ phase from the system considered in Fig. 2 in the Main Text. Notice that the corner states have support on the opposite sublattice as those in the $N_{xy} = 4$ phase (Fig. S2) due to the reversal in the sign of the bulk index N_{xy} .

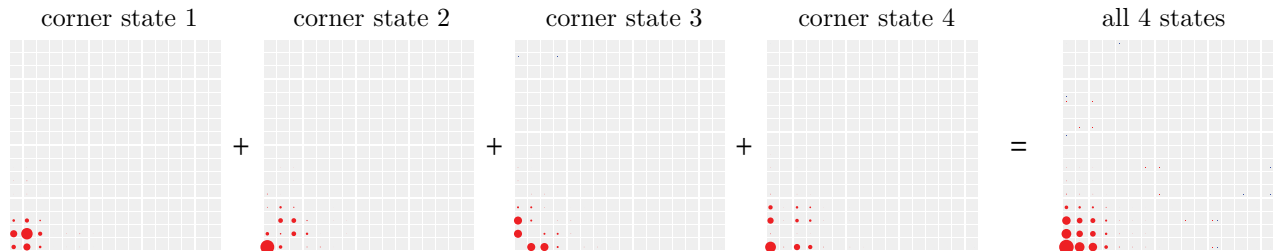


FIG. S2. Probability density functions of the four corner states at one of the corners of a $N_{xy} = 4$ phase (four left plots) and cumulative PDF for all the four states (rightmost plot). Support at each sublattice is indicated by blue and red colors, respectively. All corner states in the same corner have the same chiral charge and thus have support on only one sublattice. In this simulation, $v = 1$, $w_1 = 2$, $w_2 = 2$, $w_D = 0$.

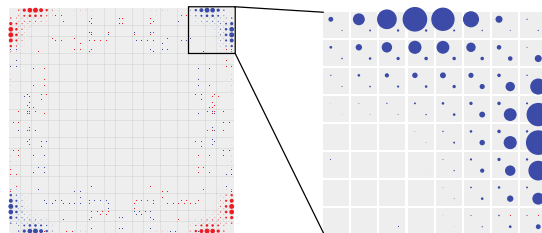


FIG. S3. Probability density functions of all the corner states of a $N_{xy} = -1$ phase (4 states in total, one per corner). Support at each sublattice is indicated by blue and red colors, respectively. In this simulation, $v = 1$, $w_1 = 1$, $w_2 = 0.8$, $w_D = 0.5$.

D. Correspondence between N_{xy} , band gap closings, and corner states

To claim that the multiple chiral numbers introduced here are the topological invariant connected with the appearance of corner-localized modes across a band gap closing, one must show that all three phenomena are causally connected. In other words, changes in either N_{xy} or the number (or type) of corner-localized modes necessarily imply a change in other quantity, and moreover that these changes can only occur at a band gap closing.

To support this claim, Fig. S4(a-d) presents numerical simulations of all three of these quantities, N_{xy} , the distribution of states in energy, and the bulk band gap, for the long-range quadrupole topological insulator model considered in Fig. 1(b) of the Main Text with fixed $w_1/v = 0.4$. As can be seen, the closing of the bulk band gap at $w_2/v = 1$ coincides with 8 states departing from each of the upper and lower bulk bands and becoming pinned at $\epsilon = 0$. These 16 states in total are those corner-localized states shown in Fig. 1(d) of the Main Text, which are predicted to exist as $N_{xy} = 4$ for $w_2/v > 1$. The slight discrepancy between the change in N_{xy} and the closing of the bulk band gap is due to finite system effects, where the topological invariant does not change until the bulk band gap is larger than the approximate coupling strength between the corner states in adjacent corners.

In Fig. S4(e-i), we show this same correspondence for the quadrupole topological insulator with both long-range straight and long-range diagonal hoppings considered in Fig. 2(b) of the Main Text with fixed $w_1/v = 0.8$. As w_2/v is increased from 0 to 2, this system undergoes three separate phase transitions. The first transition, $N_{xy} = 1 \rightarrow -1$ near $w_2/v = 0.4$, occurs at a closing of the edge band gap, not the bulk band gap. This particular phase transition also does not change the number of corner-localized states, as there is only one state localized to each corner in both phases. Rather, across the phase transition, the corner states swap the sublattices on which they are supported. The

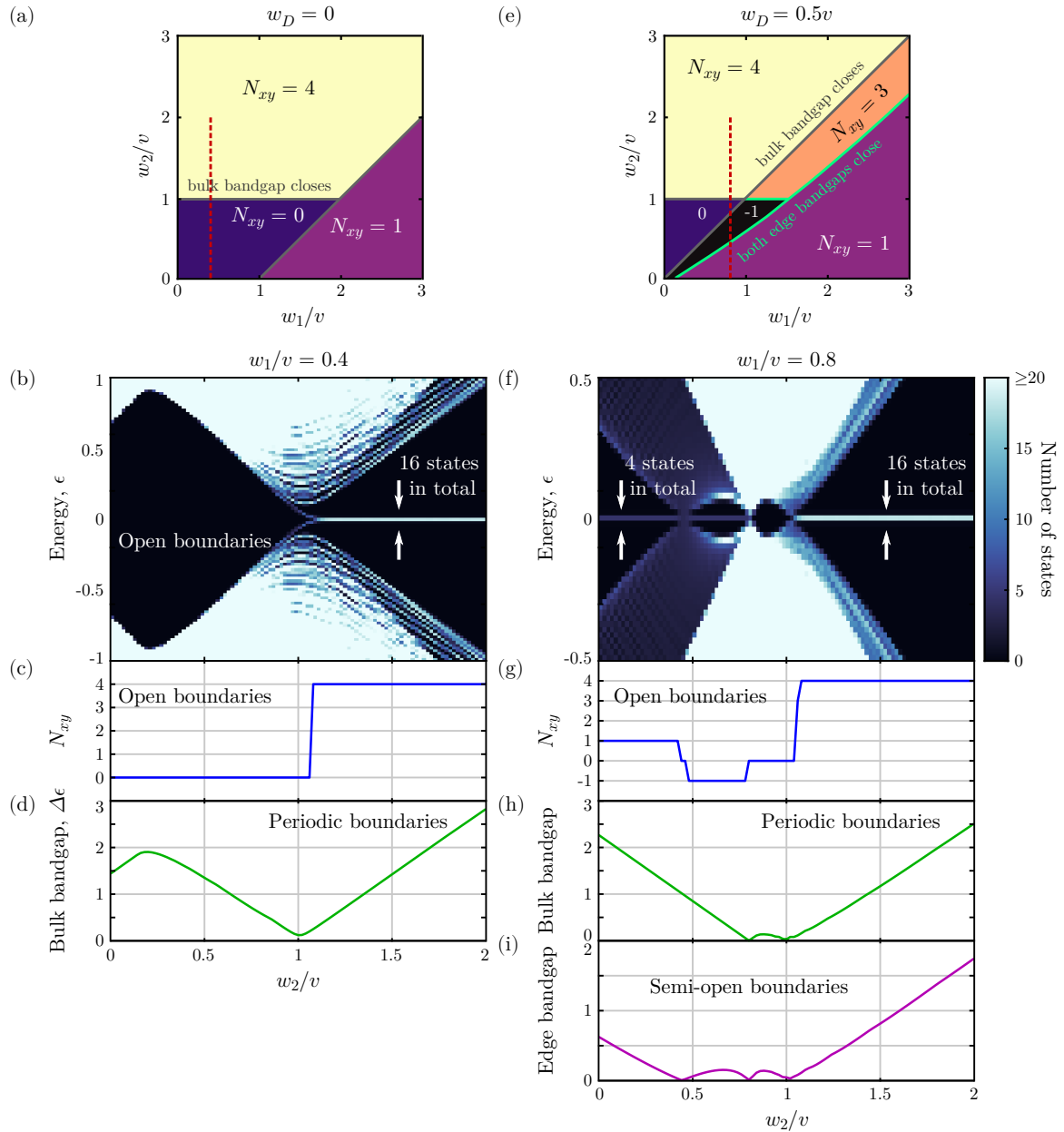


FIG. S4. Correspondence between the appearance of zero energy states, change in the topological invariant N_{xy} , and the closing of the bulk and edge band gaps for two of the systems considered in the Main Text in Figs. 1(b) and 2(a). (a) Copy of Fig. 1(b) from the Main Text, red line indicates the choice of w_1/v and w_2/v in (b-d). (b) Number of states relative to their energy and w_2/v calculated with open boundary conditions. (c) N_{xy} as a function of w_2/v calculated using open boundary conditions. (d) Bulk band gap, $\Delta\epsilon$ as a function of w_2/v calculated using periodic boundary conditions. (e-h) Similar to (a-d), except for the system in Fig. 2(a) of the Main Text. (i) Edge band gap calculated using a semi-open boundary, i.e. periodic in x , but open in y . In all simulations of both systems, the system size was 80×80 unit cells.

other two phase transitions, $N_{xy} = -1 \rightarrow 0$ and $N_{xy} = 0 \rightarrow 4$, both occur when the bulk band gap closes, and result in changes in the number of corner-localized states. Again, discrepancies between the change in N_{xy} from the band gap closings are due to finite system size effects.

E. Determination of the phase diagrams of the extended QTI model

There are some subtleties in how the phase diagrams shown in Figs. 1(b) and 2(a) of the Main Text are constructed due to finite system size effects. As was shown in Fig. S4, computing the topological invariants N_{xy} in finite systems causes the topological invariant not to change at exactly the same location where the band gap closes. Moreover, it is not numerically feasible to calculate an entire 2D phase diagram at a reasonable sampling density even at the system sizes shown in Fig. S4 (80×80 unit cells), due to the memory requirements necessary to calculate the full singular value decomposition of H . In the definition of N_{xy} , every single singular value is necessary to achieve accurate results.

As such, the phase diagrams shown in Figs. 1b, 2a, and 2b are constructed by first finding closings in the bulk and edge band structures, assuming the system is infinite in any non-open direction. Numerically, artifacts can appear in the calculation of the band gap closings due to finite system sizes, as shown in Fig. S5, but simulations strongly suggest that the phase diagrams converge to those shown in the Main Text in the thermodynamic limit. Then, we calculate N_{xy} within each region at an ensemble of points using open boundaries in all directions and using large system sizes. We also verify these calculations through direct calculation of N_{xy} across the entire 2D parameter space but using smaller system sizes.

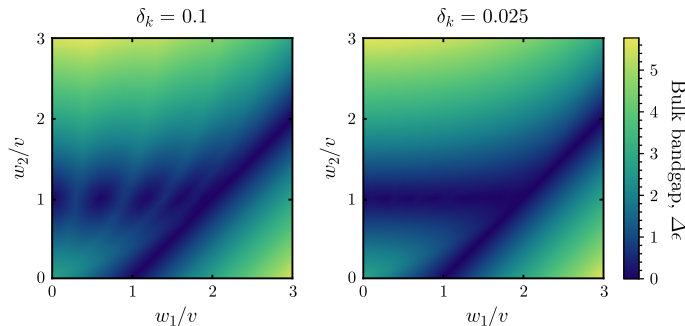


FIG. S5. Bulk band gaps of the C_{4v} symmetric system considered in Fig. 1(b) of the Main Text calculated using periodic boundary conditions with the spacing between adjacent points in the Brillouin zone being $\delta k = 0.1$ (left) and $\delta k = 0.025$ (right).

F. Finite system size effects in disordered systems

Another manifestation of the difficulties associated with finite system sizes is in calculating the topological invariant and band gaps for disordered systems. In Fig. S6 we show the variation and (slow) convergence of both the topological invariant, N_{xy} , as well as the bulk and edge band gaps as a function of system size. Here, the system contains some disorder with a fixed strength, $W/v = 4.8$, with W defined in the Main Text. The underlying system possess C_{4v} symmetry, with $W_1/v = 1$ and $w_2/v = 4$, while the added disorder breaks all of the system's symmetries (including C_4) except for chiral symmetry. Only a single realization of the disorder is shown here at each system size.

IV. Bulk and boundary energy gap closing at phase transitions

As shown in the Main Text, the phase transitions between phases of different multipole chiral numbers close the gap at either the boundary or the bulk. This has to be the case since changing the winding number across the phase transition goes hand in hand with the delocalization of the topological corner states, which necessitates extended gapless channels. The existence of these gapless extended channels is necessary because the hybridization of topological states away from zero energy can only occur by fusing pairs of topological states having opposite chiral charge, and such pairs do not exist within any single corner.

This is illustrated in Fig. S7. At the phase transition critical points, the bulk (a) or edges (b,c) close the energy gap, allowing the topological corner states to delocalize and hybridize away from zero energy. In (a), a C_4 symmetric lattice within a bulk-obstructed phase transition hybridizes corner states via bulk low energy channels, reducing the bulk invariant by 1. In (b), a C_4 symmetric boundary-obstructed phase transition hybridize the corner states via the boundary, reducing the bulk invariant by 2. In (c), a C_2 symmetric boundary obstructed transition reduces the bulk invariant by 1.

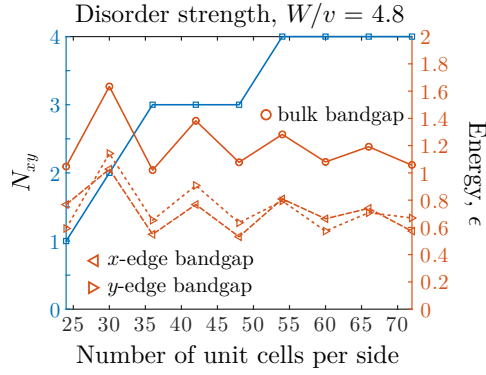


FIG. S6. Dependence of the topological invariant N_{xy} , the bulk band gap, and the two edge band gaps on the number of unit cells per side in a square lattice. The underlying system has C_{4v} symmetry, while the added disorder breaks all of the symmetries (including C_4) except for chiral symmetry.

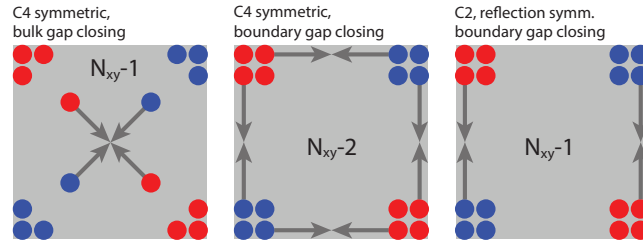


FIG. S7. Schematics that illustrates the hybridization of topological corner states during phase transitions. Red and blue dots represent topological corner states of opposite chiral charge. Topological corner states hybridize only if they have opposite chiral charge and bulk (a) or edge (b,c) low energy channels are available for their delocalization.

-
- [1] G_k becomes unitary only in the thermodynamic limit, where the spectrum k is continuous.
 - [2] L. Lin, Y. Ke, and C. Lee, Real-space representation of the winding number for a one-dimensional chiral-symmetric topological insulator, *Phys. Rev. B* **103**, 224208 (2021).
 - [3] R. Resta, Quantum-mechanical position operator in extended systems, *Phys. Rev. Lett.* **80**, 1800 (1998).
 - [4] J. C. Y. Teo and C. L. Kane, Topological defects and gapless modes in insulators and superconductors, *Phys. Rev. B* **82**, 115120 (2010).
 - [5] B. Bradlyn, L. Elcoro, J. Cano, M. G. Vergniory, Z. Wang, C. Felser, M. I. Aroyo, and B. A. Bernevig, Topological quantum chemistry, *Nature* **547**, 298 (2017).
 - [6] J. Cano, B. Bradlyn, Z. Wang, L. Elcoro, M. G. Vergniory, C. Felser, M. I. Aroyo, and B. A. Bernevig, Building blocks of topological quantum chemistry: Elementary band representations, *Phys. Rev. B* **97**, 035139 (2018).