

Machine Learning for Conservative-to-Primitive in Relativistic Hydrodynamics

Tobias Dieselhorst¹, William Cook¹, Sebastiano Bernuzzi¹, and David Radice^{2,3,4}

¹ Theoretisch-Physikalisches Institut, Friedrich-Schiller-Universität Jena, 07743, Jena, Germany

² Institute for Gravitation & the Cosmos, The Pennsylvania State University, University Park, PA 16802

³ Department of Physics, The Pennsylvania State University, University Park, Pennsylvania 16802;

⁴ Department of Astronomy & Astrophysics, The Pennsylvania State University, University Park, PA 16802

Abstract: The numerical solution of relativistic hydrodynamics equations in conservative form requires root-finding algorithms that invert the conservative-to-primitive variables map. These algorithms employ the equation of state of the fluid and can be computationally demanding for applications involving sophisticated microphysics models. This work explores the use of machine learning methods to speed up the recovery of primitives in relativistic hydrodynamics. Artificial neural networks are trained to replace either the interpolations of a tabulated equation of state or directly the conservative-to-primitive map. The application of these neural networks to simple benchmark problems show that both approaches improve over traditional root finders with tabular equation-of-state and multi-dimensional interpolations. In particular, the neural networks for the conservative-to-primitive map accelerate the variable recovery by more than an order of magnitude over standard methods while maintaining accuracy. Neural networks are thus an interesting option to improve the speed and robustness of relativistic hydrodynamics algorithms.

Keywords: Relativistic hydrodynamics; machine learning; conservative-to-primitive.

1. Introduction

Relativistic hydrodynamics is often written as a set of conservation laws (with source terms)¹

$$\frac{\partial \mathbf{u}}{\partial t} + \frac{\partial \mathbf{F}^i(\mathbf{u})}{\partial x^i} = \mathbf{s}, \quad (1)$$

where the state vector $\mathbf{u} = (D, S_i, \tau)$ is composed of the conserved variables: rest-mass density, momentum density and the energy density relative to D , $\tau := E - D$, all measured in the laboratory frame [1]. Conserved variables are related to primitive variables, $\mathbf{w} = (\rho, v^i, \epsilon, p)$, defined in the local rest frame of the fluid through (in units of light speed $c = 1$)

$$D = \rho W, \quad S_i = \rho h W^2 v_i, \quad \tau = \rho h W^2 - p - D, \quad (2)$$

where ρ is the rest-mass density, v^i the fluid's 3-velocity, ϵ the specific internal energy (the total energy is $e = \rho(1 + \epsilon)$), $h = 1 + \epsilon + p/\rho$ is the specific enthalpy and $W = (1 - v^2)^{-1/2}$ is the Lorentz factor between the two reference frames. The conservative-to-primitive transformation $\mathbf{w}(\mathbf{u})$ inverting (2) cannot be written in closed form. The system (1) is closed with an equation of state (EOS). In its simplest form, the EOS is the thermodynamical relation connecting the pressure to the fluid's rest-mass density and internal energy, $p = \bar{p}(\rho, \epsilon)$. If more particle species are considered, then the EOS also includes additional thermodynamical potentials. For example, the Helmholtz and Lattimer-Swesty EOS used in various relativistic astrophysics simulations [2,3] return the pressure as function of the rest-mass density (or baryon number density), the temperature and the electron fraction, i.e. $p = \bar{p}(\rho, T, Y_e)$. In this case, Eq. (1) can also contain additional continuity equations for the rest-mass or number densities of the different species (e.g. for the variable DY_e). For a causal EOS, the system (1) is hyperbolic [4]. The conservative form of the equations allows the application of robust mesh-based numerical methods that correctly captures weak solutions, e.g. shocks [5,6]. In an astrophysical context, these high-resolution shock-capturing (HRSC) methods are routinely employed for the simulation of relativistic jets [1,7], supernova explosions [8], and binary neutron star mergers in general relativity [9–11].

¹ We focus here on Cartesian coordinates and special relativity, although the main results of the paper are directly applicable to arbitrary coordinate system and general relativistic hydrodynamics.

A central algorithmic step in hydrodynamics codes is the computation of the conservative-to-primitive (C2P) inversion. This calculation is performed by applying root finders at each mesh point and for each r.h.s. evaluation during the time evolution and it involves an evaluation of the EOS. In multi-dimensional simulations including microphysics, this procedure can become cumbersome and can lead to numerical errors and failures, see e.g. discussions in [12–14]. For example, general relativistic simulation of neutron star mergers with microphysics typically employ a C2P procedure composed of two nested root finders (Newton-Raphson algorithms) during which 3D interpolations of EOS tables are performed to find the searched-for variable (e.g. the pressure $\bar{p}(\rho, T, Y_e)$), e.g. [15–17]. This procedure is called at each grid point for each time subcycle, resulting in more than 10^9 calls per millisecond of evolution in simulations that currently span up to hundreds of milliseconds [17–19]. The computational cost of the C2P amounts up to $\sim 18\%$ of the total cost for computing the r.h.s. of general relativistic equations in hyperbolic form. The C2P also impacts parallel computations and produces load imbalances since different mesh points (ranks) require different workloads. Moreover, the C2P computation is memory intensive as about 300MB of EOS data must be loaded for these operations.

This paper explores a new approach to the conservative-to-primitive inversion based on supervised learning. Specifically, the use of artificial neural networks is investigated in order to produce fast algorithms that can substitute either a multidimensional EOS interpolation or the entire transformation of variables without affecting the accuracy of the solution. Section 2 summarizes the construction of simple neural networks for the EOS and the C2P adopting an analytical Γ -law EOS as a benchmark,

$$\bar{p}(\rho, \epsilon) = (\Gamma - 1)\rho\epsilon. \quad (3)$$

Section 3 discusses the performances of the neural networks in terms of speed and accuracy by comparing them against the results of the C2P performed with a standard inversion algorithm and using both the analytical and a 3D tabulated representation of the EOS. The performances of the neural networks are also evaluated on two simple test problems for 1D (special) relativistic hydrodynamics: a relativistic shock tube and a smooth solution. In Sec. 4 we conclude that neural network representations of the C2P are an interesting option to improve the speed and robustness of relativistic hydrodynamics. Appendix A reviews a standard method to compute the conservative-to-primitive inversion using root finders.

2. Method

The basis of any neural network (NN) is the neuron that, just like its biological counterpart, receives input values, builds a weighted sum over these input values, adds a bias and then generates an output by applying a (nonlinear) activation function, σ , to the sum; see e.g. [20–22] for an introduction on NNs. A feedforward NN contains multiple layers of such neurons. The first and last layers are called the input and output layer respectively, while the intermediate layers are called hidden layers. In case of a fully connected NN, the output of each layer becomes the input for all neurons in the next layer. The output of the output layer is handed back as the output of the neural network.

All NNs used for this work are fully connected feedforward neural networks with two hidden layers. The NN parameters are the weights and biases, and are collectively indicated as θ . They are determined in the training step by minimizing the difference between the NN's output, $\hat{y}_i(\theta)$, and the exact values (y_i), called “labels” of a training dataset. The minimization is performed iteratively by (i) computing a loss function E , (ii) taking the gradient of E with respect to all parameters using the chain rule (backpropagation step), (iii) applying a gradient descent algorithm to adjust all parameters in order to minimize E . An epoch is completed when steps (i-iii) are performed for all samples of the training dataset. Here, the training data are split into random mini-batches and the gradients of the parameters θ are collected for all samples of a mini-batch. The gradient descent algorithm is then applied after each mini-batch. New mini-batches are created randomly after each epoch. The specific loss function minimized in the training process is

$$E(\theta) = \frac{1}{n} \sum_{i=1}^n (\hat{y}_i(\theta) - y_i)^2, \quad (4)$$

and the Adam optimizer is used for the gradient descent [23].

For the construction of each NN we experimented with different hyperparameters (e.g. number of layers, layer sizes, activation functions). In particular, we considered NNs with two and three hidden layers, and layer sizes from 100 to 1200. The considered activation functions are $\tanh(z)$ and

$$\text{ReLU}(z) = \max(0, z) \quad (5)$$

$$\text{Sigmoid}(z) = \frac{1}{1 + e^{-z}}. \quad (6)$$

The NNs proposed and described below hit a balance between simplicity, accuracy and size. The measured improvement in accuracy of larger NNs was only marginal in contrast to a longer evaluation time. Similarly, the use of three hidden layers resulted in minor improvements over two layers for the same size while increasing training and evaluation time significantly. The best results were achieved with the Sigmoid activation function (Eq. (6)) as the activation function of the hidden layers and ReLU (5) as the non-linearity applied on the output. In order to evaluate the NNs' performance, a test dataset is used which is held back from the training. Note that overfitting the training data did not occur in our tests. All algorithms described in this paper are implemented in Python and NNs are implemented with PyTorch [24]. All implementations are vectorized and make use of NumPY [25] optimizations. We note, however, that the NN implementations are expected to be more optimized than e.g. the root-finding algorithms.

Throughout this paper, errors on data series are evaluated using the two norms

$$L_1 := \frac{1}{n} \sum_{i=1}^n |\hat{y}_i - y_i|, \quad (7)$$

$$L_\infty := \max_i |\hat{y}_i - y_i|, \quad (8)$$

where \hat{y}_i are the outputs of the NN (or any derived quantity) and y_i are the exact values.

2.1. NN for EOS

As a first approach, NNs are built to represent the EOS in Eq. (3). These NNs output the pressure for given values of the rest-mass density and specific internal energy. We also consider an example of NN that additionally outputs the derivatives $\chi := \partial p / \partial \rho$ and $\kappa := \partial p / \partial \epsilon$. The latter are usually necessary to compute the speed of sound, which is crucially required for the computation of the numerical fluxes in HRSC algorithms. The derivatives of pressure (or other thermodynamical potentials) are usually provided also by microphysical EOS tables and can therefore be used as labels during the training process.

For later applications in Sec. 3, we fix the adiabatic exponent in Eq. (3) to $\Gamma = 5/3$ and create a training set by randomly sampling the EOS on a uniform distribution over $\rho \in (0, 10.1)$ and $\epsilon \in (0, 2.02)$. The training dataset has size of 80,000, and it is split into random mini-batches of 32 samples each. The test dataset has size 10,000.

Two different NN representations of the EOS are investigated:

NNEOSA Type A NN only outputs the pressure. Its gradient can be computed using the backpropagation algorithm, but the error of the derivatives is not taken into account during the training process.

NNEOSB Type B NN has three output neurons, for the pressure and its derivatives respectively. Therefore the loss of all three values is minimized simultaneously during training.

The NNEOS layouts for each type are summarized in Tab. 1. Comparing to the test dataset, the difference in the error of the returned pressure p is within the same order of magnitude for both networks, but it is approximately twice as large for NNEOSA in both the L_1 and L_∞ norms. As expected, NNEOSB returns much more accurate values for the derivatives of the pressure as, unlike NNEOSA, it is specifically trained to return these as outputs. As measured in the L_1 -norm (L_∞ -norm) we find that the error in the derivative χ in NNEOSB is a factor of ~ 12 (354) smaller than that of NNEOSA, and a factor of ~ 34 (124) smaller for the derivative κ .

2.2. NN for C2P

As a second approach, NNs are built to represent the entire C2P transformation. These NNs output the pressure p from the three conserved quantities in \mathbf{u} . All the other primitive quantities are then computed analytically from the conserved variables and the pressure, see Appendix A.

The EOS parameter is again $\Gamma = 5/3$. The training dataset is constructed by uniformly sampling the primitive variables over the following intervals $\rho \in (0, 10.1)$, $\epsilon \in (0, 2.02)$, $v_x \in (0, 0.721)$, and then calculating the corresponding conservative variables through Eq. 2. The training and test datasets contain 80,000 and 10,000 samples respectively, and random mini-batches of a size of 32 were used for the training process.

When choosing a NN architecture, a balance between accuracy and speed must be found. In order to investigate the differences in larger versus smaller NN, two NN representations of the C2P differing in the number of neurons are considered:

NNC2PS Type S NN outputs the pressure from the conservative variable using a small number of neurons that still guarantee pressure errors of order $\sim 10^{-4}$, as for the NNEOS.

NNC2PL Type L NN has a larger size but it is otherwise identical to NNC2PS.

The NNC2P layout for each type are summarized in Tab. 1. Again we measure the error in the calculated pressure after the NN performs the C2P by comparing to a test dataset. Here we find that both NNC2PS and NNC2PL perform very similarly, with a NNC2PL returning an error smaller by a factor of 1.06 in the L_1 norm. We also note that this error is consistent in size with the errors in the pressure produced by NNEOSA and NNEOSB, being the same order of magnitude, with NNEOSB returning errors a factor ~ 4 (3.5) smaller than NNC2PS (NNC2PL) in the L_1 -norm. Since the NN performs the entire C2P, we do not need to perform the intermediate step of calculating the derivatives of the pressure in this case.

Table 1: Hyperparameters and errors for the NNs considered in this work. All NNs use two hidden layers (H.L.), both using a Sigmoid activation function, while all output layers use a ReLU activation function. The respective test datasets are used to evaluate the accuracy of the representations. Both error norms are shown.

Network	Size of H.L.		Error Δp		Error $\Delta \chi$		Error $\Delta \kappa$	
	H.L. 1	H.L. 2	L_1	L_∞	L_1	L_∞	L_1	L_∞
NNEOSA	600	300	$2.13 \cdot 10^{-4}$	$6.16 \cdot 10^{-3}$	$6.03 \cdot 10^{-4}$	$1.81 \cdot 10^{-1}$	$2.58 \cdot 10^{-3}$	$1.15 \cdot 10^{-1}$
NNEOSB	400	600	$1.03 \cdot 10^{-4}$	$2.52 \cdot 10^{-3}$	$4.97 \cdot 10^{-5}$	$5.11 \cdot 10^{-4}$	$7.66 \cdot 10^{-5}$	$9.28 \cdot 10^{-4}$
NNC2PS	600	200	$3.84 \cdot 10^{-4}$	$8.14 \cdot 10^{-3}$	-	-	-	-
NNC2PL	900	300	$3.62 \cdot 10^{-4}$	$9.26 \cdot 10^{-3}$	-	-	-	-

3. Results

In this section we present comparative timing and accuracy tests of the developed NNs. Sec. 3.1 directly considers different C2P algorithms using NNs and compares them against a standard algorithm for the C2P used in current numerical relativity simulations of neutron stars spacetimes [17–19]. Sec. 3.2 and Sec. 3.3 consider the use of different C2P algorithms with NNs in two standard 1D benchmarks for relativistic hydrodynamics implementations: a relativistic shock tube (problem 1 of [1]) and the evolution of a smooth density profile.

In order to properly evaluate the benefits of NN representation of the EOS and C2P in a realistic and yet controlled benchmark, the EOS in Eq. (3) is stored as a table and evaluated via a eight point (3D) linear Lagrangian interpolation [26]. The tables contain a logarithmic grid of 500 values of the density ρ and the temperature T ² and a linear grid of 500 dummy values of the electron fraction Y_e . The grids are of the same range as the training dataset of the NNs, i.e. with maximum values 10% over the maxima of the shock tube test problem. The derivatives needed for the root-finders are taken from the linear interpolation.

The following tests are performed using either a standard C2P procedure based on Newton-Raphson (NR) algorithm and described in Appendix A (hereafter referred as the *NR algorithm*) with the analytical, tabular, NNEOSA or NNEOSB

² The specific internal energy is tabulated from $\epsilon = 1/(\Gamma - 1) N_A k_B T$, where N_A is the Avogadro number and k_B the Boltzmann constant.

representation of the EOS, or the NNC2PS and the NNC2PL representation of the C2P procedure. A tolerance level of 10^{-8} is employed in the Newton-Raphson algorithm.

3.1. Accuracy and timing of C2P

The accuracy of the NNs is evaluated on linear sampling (ρ, ϵ) on ranges $\rho \in [0.05, 10]$ and $\epsilon \in [0.01, 2]$ with $n = 200$, inverting the conservatives with various C2P algorithms and comparing to the exact values. The considered C2P algorithms are:

- the NR algorithm with the analytical EOS;
- the NR algorithm with the EOS in tabulated form;
- the NR algorithm with the NNEOSA and NNEOSB representation of the EOS;
- the NNC2PS and NNC2PL algorithms.

Figure 1 and Fig. 2 reports the absolute errors in the recovery of pressure as a function of (ρ, ϵ) in the testing datasets for the NR algorithm with the NN EOS representation and the NNC2P algorithms respectively.

The best attainable accuracy is given by the tolerance of the NR algorithm, 10^{-8} , when taken with the analytical EOS. When combined with the tabulated EOS, we find that the errors grow to an average value of $1.4 \cdot 10^{-3}$ for all three velocity values considered in Figs (1 - 2). The maximum error reaches $1.04 \cdot 10^{-2}$ for the highest velocity $v_x = 0.7$, and it is dominated by the contribution from the table interpolation. The accuracy of the NNs prove superior to the tabulated EOS. Firstly we consider the NNs for evaluation of the EOS coupled with the NR algorithm. For the range of velocities shown NNEOSA has an average error ranging from $2.03 \cdot 10^{-4} - 3.44 \cdot 10^{-4}$, while NNEOSB ranges from $9.80 \cdot 10^{-5} - 2.34 \cdot 10^{-4}$. The latter is an order of magnitude smaller than the error with tabulated EOS. As expected, NNEOSB performs up to a factor of two better than NNEOSA. The maximum error of NNEOSA is comparable to the tabulated EOS, however the maximum error of NNEOSB is almost an order of magnitude better ($2.29 \cdot 10^{-3}$). Again, the size of the errors here demonstrate that the tolerance of the NR algorithm is much lower than the contribution to the error from the NN evaluation of the EOS. Secondly we consider the NNs which evaluate the total C2P, NNC2PS and NNC2PL. Here we find the range of average errors for NNC2PS $3.53 \cdot 10^{-4} - 9.73 \cdot 10^{-4}$ and NNC2PL $2.99 \cdot 10^{-4} - 9.25 \cdot 10^{-4}$ to be up to an order of magnitude superior to the tabulated EOS, and at worst a factor of ~ 1.4 better. The maximum error for either NN is found for the highest velocity in NNC2PL of $9.66 \cdot 10^{-3}$, $\sim 10\%$ better than the tabulated EOS. As expected we find that NNC2PL has slightly smaller average errors than NNC2PS, reducing errors between a factor of 1.05 – 1.18 in the three representative velocities considered. Finally we compare the two sets of NNs to each other. As it can be seen from the ranges quoted above the average errors of all four NNs are of a consistent order of magnitude $\sim 10^{-4}$, with the lowest errors in the EOS, rather than C2P NNs, with NNEOSB performing between a factor of 1.8 – 9.9 better than the C2P NNs in terms of average error.

Timing tests are performed in a similar manner to accuracy tests but building grids of states of increasing size from $n = 100$ to $n = 3200$. The results are summarized in Tab. 2. As expected, all NN representations perform significantly slower than the NR algorithm with analytic EOS. Moreover, the cost of all the algorithms that do not employ the analytical EOS representation increases proportionally to the grid size. All the algorithms employing NN representations perform significantly faster than the NR algorithm with tabulated EOS. This is primarily due to the nested iteration of the NR scheme, see Appendix A. The NR algorithm using the NNEOSB runs up to two times faster than the same with NNEOSA, despite the fact that NNEOSB is a larger NN. This is due to the different computations of the derivatives of p : the backpropagation needed to compute them for NNEOSA is more expensive than returning derivatives as regular outputs, as it is done in NNEOSB. Following expectations, the NNC2PL is slower (by on average a factor of more than 1.5) than the NNC2PS. While faster NN EOS representations are always achievable by limiting the network size, this can compromise accuracy. The most significant result is however the comparison of the NNC2P with the NR algorithm using the interpolated EOS. The NNC2PL completes the C2P on average ~ 13 times faster than the NR algorithm with interpolated EOS. NNC2PS is instead ~ 22 times faster. Thus, this NNs accelerate the C2P by more than an order of magnitude without significantly compromising the accuracy. We note also that, for all grid sizes, both NNC2P approaches are always faster than both NNEOS approaches, with the faster EOS approach (NNEOSB) slower than the slowest C2P approach (NNC2PL) by at least a factor of 1.7.

3.2. Shock tube

We consider here the 1D shock tube problem discussed in [1] where the initial left/right states are given by $p = (13.33, 10^{-6})$ and $\rho = (10, 1)$ and the initial velocity is zero. The EOS is given by Eq. (3) with $\Gamma = 5/3$. The exact solution of

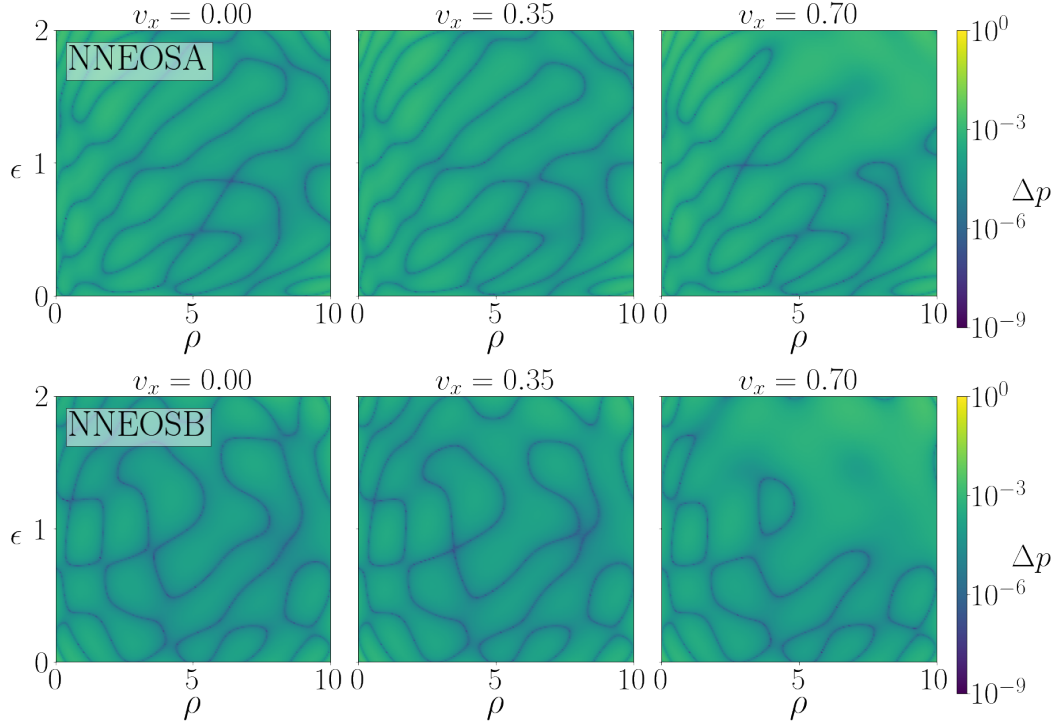


Figure 1. Accuracy of the NNEOS. Discrete per point evaluation of the accuracy of the NN EOS representations on a linear grid of ρ and ϵ values for three values of the velocity v_x . The colors show the absolute deviation from the exact values (Eq. (3)). Top (bottom) panels refer to NNEOSA (NNEOSB).

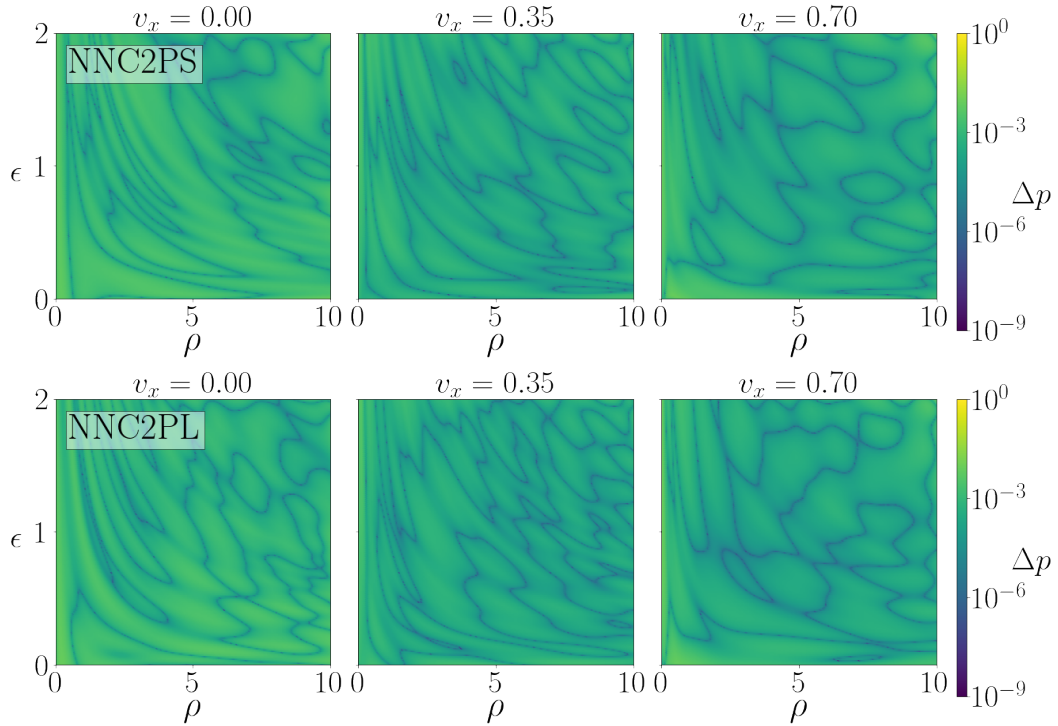


Figure 2. Accuracy of the NNC2P. Discrete per point evaluation of the accuracy of the NN C2P representations on a linear grid of ρ and ϵ values for three values of the velocity v_x . The colors show the absolute deviation from the exact values (Eq. (3)). Top (bottom) panels refer to NNC2PS (NNC2PL).

Table 2: Timing test of C2P with different algorithms and for different grid sizes n . The average time per call of different C2P schemes (analytic 2d EOS, interpolated 3d EOS, NN representation of the EOS, NN representations of the C2P are given). Also shown is the speedup (acc.) with respect to the interpolated EOS. Note that a C2P call transforms all grid points.

grid size	analyt. [10^{-4} s]	interp. [10^{-2} s]	NNEOSA [10^{-3} s] acc.		NNEOSB [10^{-3} s] acc.		NNC2PS [10^{-3} s] acc.		NNC2PL [10^{-3} s] acc.	
100	2.45	1.56	4.94	3.15	2.69	5.79	0.98	15.83	1.23	12.71
200	2.79	2.70	6.76	3.99	3.65	7.38	1.12	24.13	1.90	14.17
400	3.33	4.91	12.28	4.00	6.49	7.58	1.82	27.02	3.71	13.23
800	4.58	9.39	22.40	4.19	13.95	6.73	4.16	22.57	6.84	13.73
1600	6.64	18.46	44.05	4.19	25.67	7.19	8.46	21.82	13.96	13.23
3200	10.99	36.10	83.86	4.30	49.06	7.36	16.25	22.21	26.82	13.46

the Riemann problem exists and can be computed e.g. with the method given in Ref. [1,27,28]. Initial data are evolved with a standard HRSC algorithm using the HLLE flux [29], linear reconstruction of primitive variables with centered monotized limiters and a third order Runge-Kutta time integration with Courant-Friedrich-Lewy factor of 0.5.

In the left panel of Fig. 3 we demonstrate the numerical evolution of the shock tube problem using NNEOSA, NNEOSB, and an analytical evaluation of the EOS to recover primitive variables. As a reference, the exact solution of the shock tube problem is also displayed. Here we observe a close agreement between all three approaches and the exact solution. Similarly, the right panel of Fig. 3 compares the performance of NNC2PS and NNC2PL with the analytical evaluation of the equation of state, as well as a comparison with an interpolation of an EOS table. Again the NN approaches provide a close agreement with the exact solution.

The respective errors between these methods are shown in Fig. 4-5. Firstly in Fig. 4 (left) we demonstrate the L_1 norm of the error between the exact solution and the three EOS evaluation approaches used: analytical, NNEOSA and NNEOSB. Consistent with the numerical methods used, and the discontinuous nature of the shock tube profile, we find that the L_1 norm converges at first order, as demonstrated by dashed lines. When comparing the two NNs we find that the error in NNEOSA is consistent with that in NNEOSB, and in fact for the largest grid sizes is slightly superior in the calculation of the pressure, by $\sim 17\%$, despite the superior performance detailed in Tab. 1. This results from the error in the NNs in representing the initial data of the shock tube problem, with NNEOSA representing the initial pressure in the right state with an error of $\sim 1 \cdot 10^{-6}$, whereas NNEOSB returns a value deviating several orders of magnitude more (error of $\sim 5 \cdot 10^{-4}$). As demonstrated in Fig. 4 however, any loss of accuracy in replacing the analytic EOS evaluation with either NN is minimal.

In Fig. 4 (right) we observe that, as in the L_1 -norm, the errors in both NNs and the analytic EOS evaluation are consistent with each other. We here however fail to see the error converging at the expected first order as the resolution increases. This is as a result of the L_∞ -norm selecting the point of our domain with maximum error, the location of the shock wave in the shock tube problem (shown at point $x \approx 0.83$ in Fig. 3), at which specific point the HRSC algorithm fails to converge.

For the case in which the entire C2P is replaced by a NN, we show the L_1 -norm of the errors in Fig. 5 (left). Here we again show the expected first order convergence with dashed lines and include the case of the NR algorithm with the EOS in tabulated form. For lower resolutions (up to 800 grid points) we see first order convergence for all four methods. Beyond this resolution we see the interpolated tabulated EOS fails to converge in all variables due to the resolution of the EOS tables, while both NNC2PS and NNC2PL continue to converge at higher resolutions. For all primitives other than the pressure, we see almost identical performances between the remaining three approaches, whereas, for the pressure, we see that, as expected the analytical evaluation of the EOS is most accurate, followed by NNC2PL and then NNC2PS.

In Fig. 5 (right) we demonstrate the error as calculated in the L_∞ -norm. As discussed above for the NNEOS approach, due to the failure of convergence of the HRSC algorithm at the shock wave the error fails to converge in this norm, however we again see a consistent error between all three schemes demonstrated, and, at the highest resolution, begin to see that NNC2PS slightly outperforms the other approaches when calculating the density and pressure. Finally in Fig. 6 we compare the errors of all 4 NN approaches. In Fig. 6 (left), for the L_1 -norm we observe that the errors in all methods are of a consistent order of magnitude. For the pressure, we see that, at the highest resolution the best performance is found using NNEOSA, followed closely by NNC2PL, with the performance in all other variables and at all other resolutions being indistinguishable in terms of accuracy.

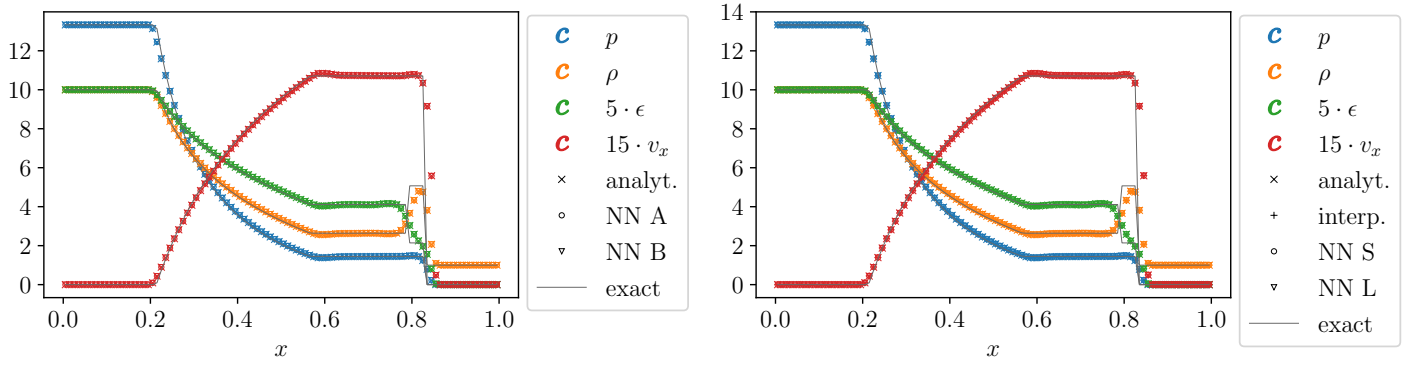


Figure 3. Solution to the shock tube problem at $t=0.4$ as computed by different algorithms. Primitive variables are indicated with different colors, the exact solution is indicated in solid gray lines. The left panel compares NNEOSA and NNEOSB to the exact solution and the solution obtained with the analytical EOS representation. The right panel compares NNC2PS and NNC2PL to the exact solution, the solution obtained with the NR algorithm and the analytical EOS representation and the tabular EOS. The numerical solutions are computed at a resolution of $n=100$ grid points with step size of $dt=5 \cdot 10^{-3}$.

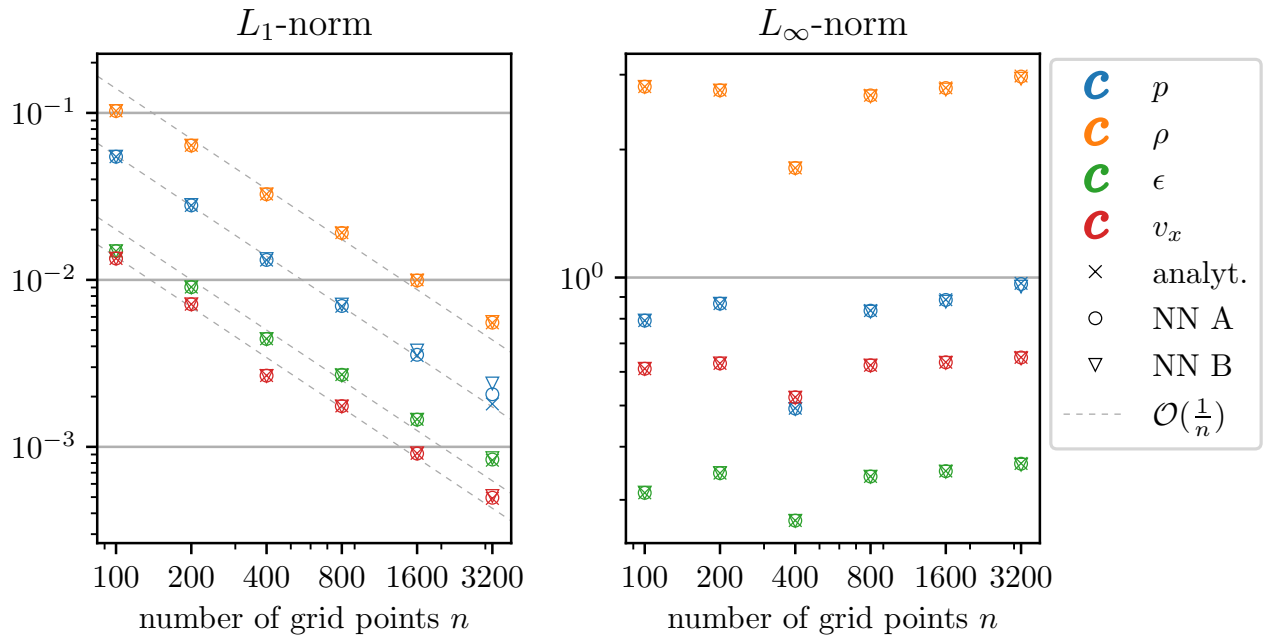


Figure 4. Errors of NNEOS algorithms in the shock tube problem. L_1 (left) and L_∞ (right) norms of the solutions at $t = 0.4$ are shown for different primitive quantities. First order convergence in L_1 norm is measured in all quantities and for all algorithms.

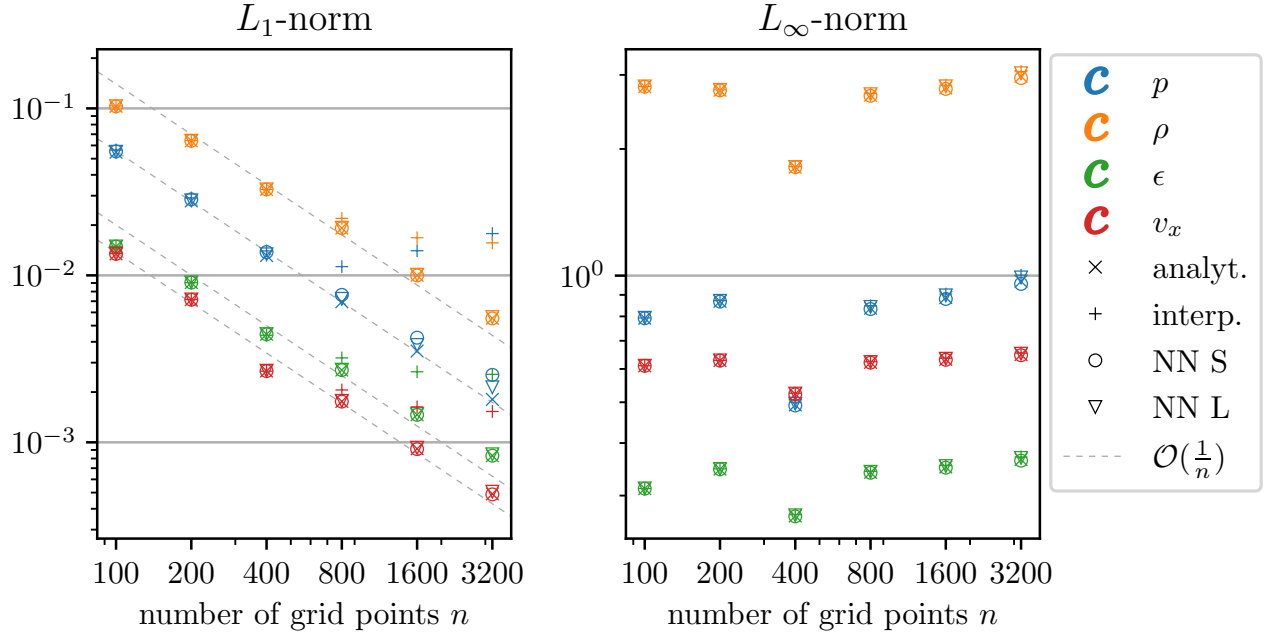


Figure 5. Errors of NNC2P algorithms in the shock tube problem. L_1 (left) and L_∞ (right) norms of the solutions are shown for different primitive quantities. The slope of a first order convergence is illustrated by the dashed grey lines in the L_1 plot. First order convergence in L_1 norm is measured in all quantities and for all algorithms, up to the precision of the tabulated EOS.

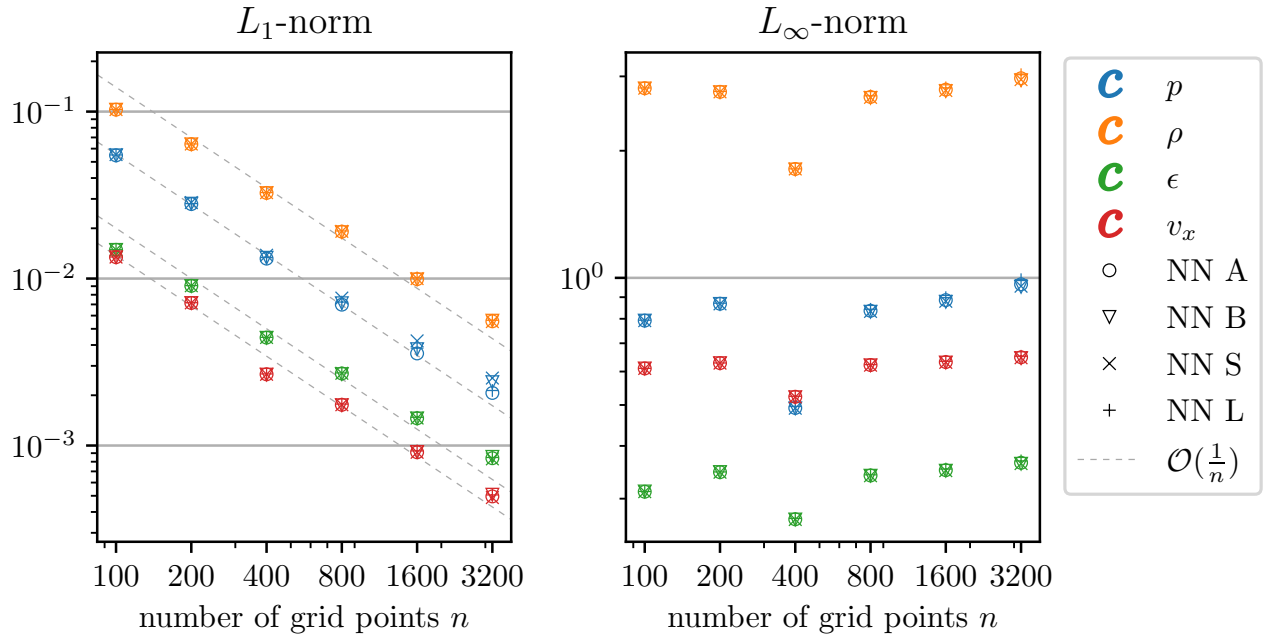


Figure 6. Errors of NNC2P and NNEOS algorithms in the shock tube problem. L_1 (left) and L_∞ (right) norms of the solutions are shown for different primitive quantities. The slope of a first order convergence is illustrated by the dashed grey lines in the L_1 plot. First order convergence in L_1 norm is measured in all quantities and for all algorithms.

3.3. Smooth sine-wave

As a second test, we consider a smooth flow solution where the initial profile of the fluid is given by

$$p = 1, \quad \rho = 1 + 0.2 \cdot \sin(2\pi x), \quad v_x = 0.2, \quad (9)$$

over the interval $x \in [-1, 1]$ and periodic boundary conditions are imposed. The same EOS and HRSC algorithm as above is employed for the numerical solution.

In the left panel of Fig. 7 we demonstrate the agreement between the exact sinewave data after evolving for a single period, and the numerically evolved data after the same time calculated with an analytic evaluation of the equation of state, compared with NNEOSA and NNEOSB. Similarly, the right panel of Fig. 7 demonstrates the agreement between the exact sinewave profile and the numerical data obtained through evolution using NNC2PS, NNC2PL, an analytical evaluation of the EOS and through interpolating a tabulated EOS.

We again demonstrate the error properties of these evolved numerical data in further detail. Firstly the L_1 -norm of the error for NNEOSA and NNEOSB is shown in Fig. 8 (left). In contrast to the shock tube problem above, the smooth nature of the profile leads us to expect second order convergence, demonstrated by dashed lines. As expected, we see perfect second order convergence when the EOS is evaluated analytically, however for both NNs we see the error saturate at a floor value (note the absolute values of these errors are considerably smaller than those for the shock tube above). This behavior arises as the error in the EOS representation is independent of the grid resolution, and so, for a small enough grid spacing, will eventually dominate the error arising from the HRSC scheme. The values at which the NN errors dominate, and therefore convergence is lost, are consistent with the accuracies in Tab. 1 of $\sim 10^{-4}$ accuracy in pressure. In Fig. 8 (right) we see similar behavior for the L_∞ -norm with slightly larger floor values consistent with the slightly larger values reported in Tab. 1 for the L_∞ -norm. Overall we see that NNEOSB consistently provides smaller errors than NNEOSA. We further note that this floor value in error could be reduced by enlarging the size of the NN, with the trade-off of making the EOS calculation slower and more expensive.

For NNC2PS and NNC2PL the L_1 norm of the error is shown in Fig. 9 (left), again with second order convergence denoted by a dashed line. As before, we see that the analytic EOS call converges perfectly, with the NNC2PS and the interpolated tabulated EOS converging until a floor value in the error is reached. In contrast however NNC2PL performs better than the other NNs, and, while the error in certain quantities such as the pressure and velocity saturate almost immediately, the error in the internal energy ϵ still converges, and does not appear to have reached its minimum value at the highest resolution used, $n = 3200$. In the L_1 -norm we find that NNC2PL outperforms NNC2PS in all primitive variables, and, for $n \geq 400$ NNC2PL outperforms the tabulated EOS also. At the highest resolution we find that NNC2PL outperforms NNC2PS by a factor of ~ 2.6 and the tabulated EOS by a factor of ~ 2 for the error in the pressure and, for the internal energy, which is still converging, this factor increases to ~ 29 compared to NNC2PS and ~ 28 compared to the tabulated EOS.

In Fig. 8 we see that even on the coarsest grid used, $n = 100$, the error in the NNEOSA representation of the velocity is about a factor three larger than the analytic EOS representation. In contrast when replacing the entire C2P with a NN, we see in Fig. 9 that at this resolution the velocity error is now comparable to the analytic value. In Fig. 10 (left) we compare the error between all NN approaches in the L_1 -norm. Here we can see that, once the error has saturated at its floor value for the velocity and density, NNC2PL provides the lowest errors, performing an order of magnitude better than NNEOSA. This is also true for the specific internal energy which has not saturated its error at the highest resolution measured. In contrast, once the error has saturated, NNEOSB gives the lowest error for the pressure, performing an order of magnitude better than NNC2PS, and a factor ~ 4.5 better than NNC2PL.

As above we see a similar picture in the L_∞ -norm albeit with larger absolute errors.

4. Conclusions

In this work, we explored artificial neural networks (NN) for the transformation of conservative quantities to primitives (C2P) in relativistic hydrodynamics. Working in a controlled yet complete framework, we demonstrated that the EOS evaluation or, alternatively, the entire C2P variables transformation can be substituted by simple and efficient NNs.

Our tests show that a NN representation of the EOS, either outputting the pressure (NNEOSA) or also including pressure derivatives (NNEOSB), can speed up by a factor between 3.1-7.4 standard C2P algorithms based on root-finders that call a 3D tabulated EOS. Moreover, the C2P employing NNEOSB runs up to two times faster than the same with NNEOSA, despite being a larger NN. This is due to the cost of the backpropagation needed to compute derivatives for NNEOSA and highlights

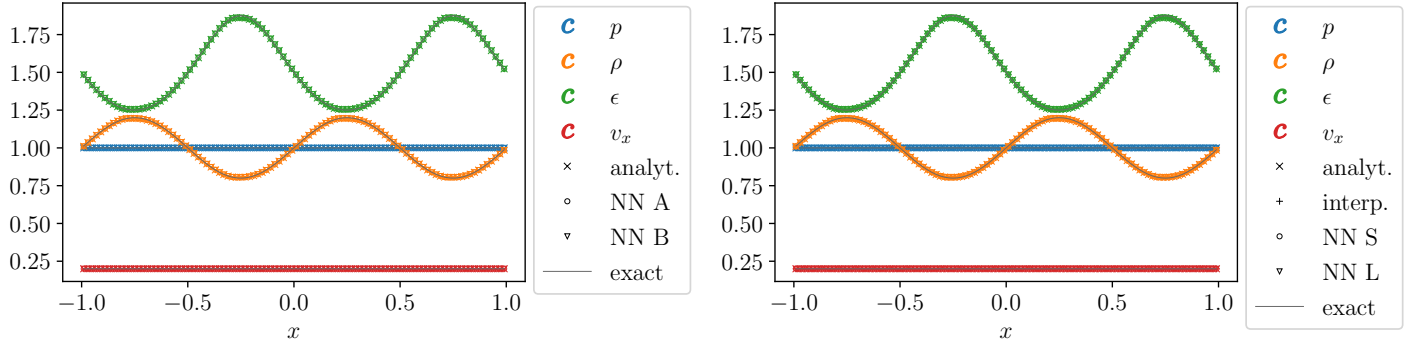


Figure 7. Solution to the sine-wave density profile at $t=5$ (i.e. after one period) as computed by different algorithms. Primitive variables are indicated with different colors, the exact solution is indicated in solid gray lines. The left panel compares NNEOSA and NNEOSB to the exact solution and the solution obtained with the analytical EOS representation. The right panel compares NNC2PS and NNC2PL to the exact solution, the solution obtained with the NR algorithm and the analytical EOS representation and the tabular EOS. The numerical solutions are computed at a resolution of $n=100$ grid points with step size of $dt=10^{-2}$.

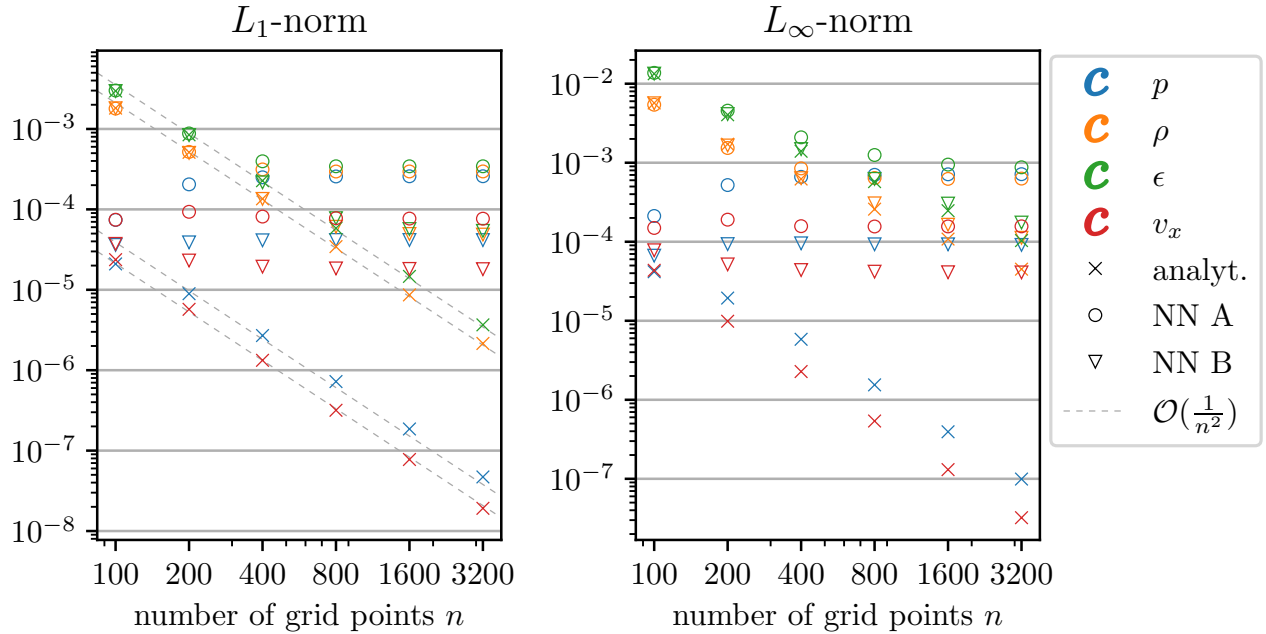


Figure 8. Errors of NNEOS algorithms in the sine-wave density profile problem. L_1 (left) and L_∞ (right) norms at $t=5$ of the solutions are shown for different primitive quantities. Second order convergence in L_1 norm is measured in all quantities and for all algorithms until the NN error dominates.

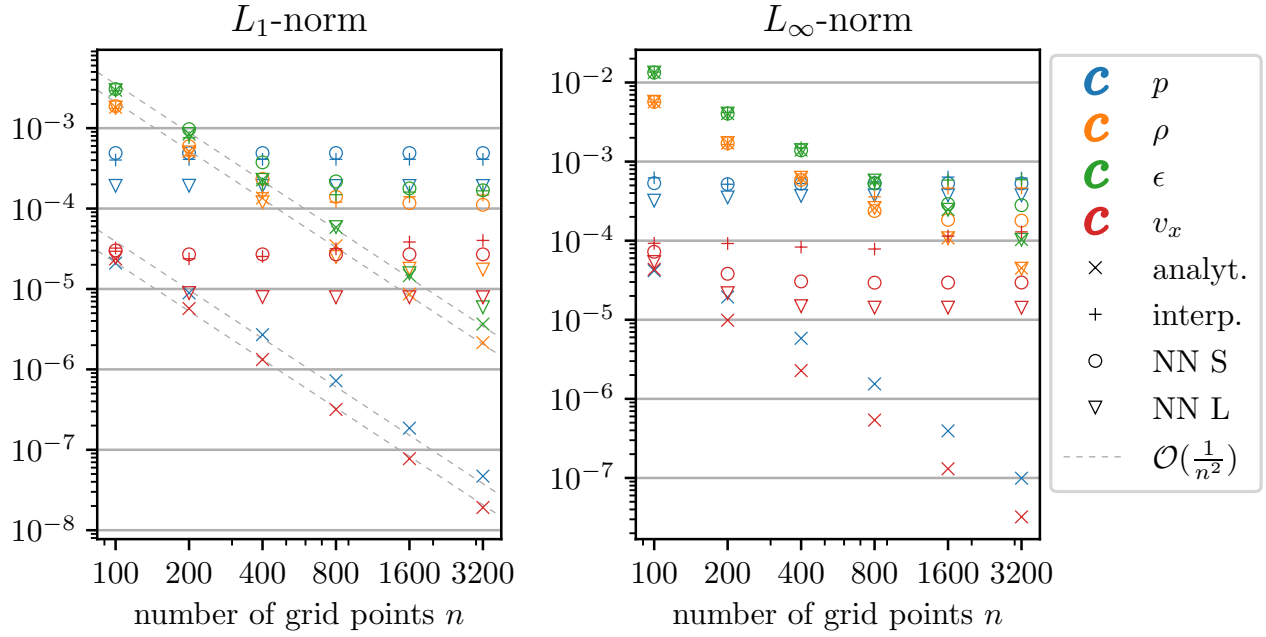


Figure 9. Errors of NNC2P algorithms in the sine-wave density profile problem. L_1 (left) and L_∞ (right) norms at $t = 5$ of the solutions are shown for different primitive quantities. Second order convergence in L_1 norm is measured in all quantities and for all algorithms until the NN error, or precision of the tabulated EOS dominates.

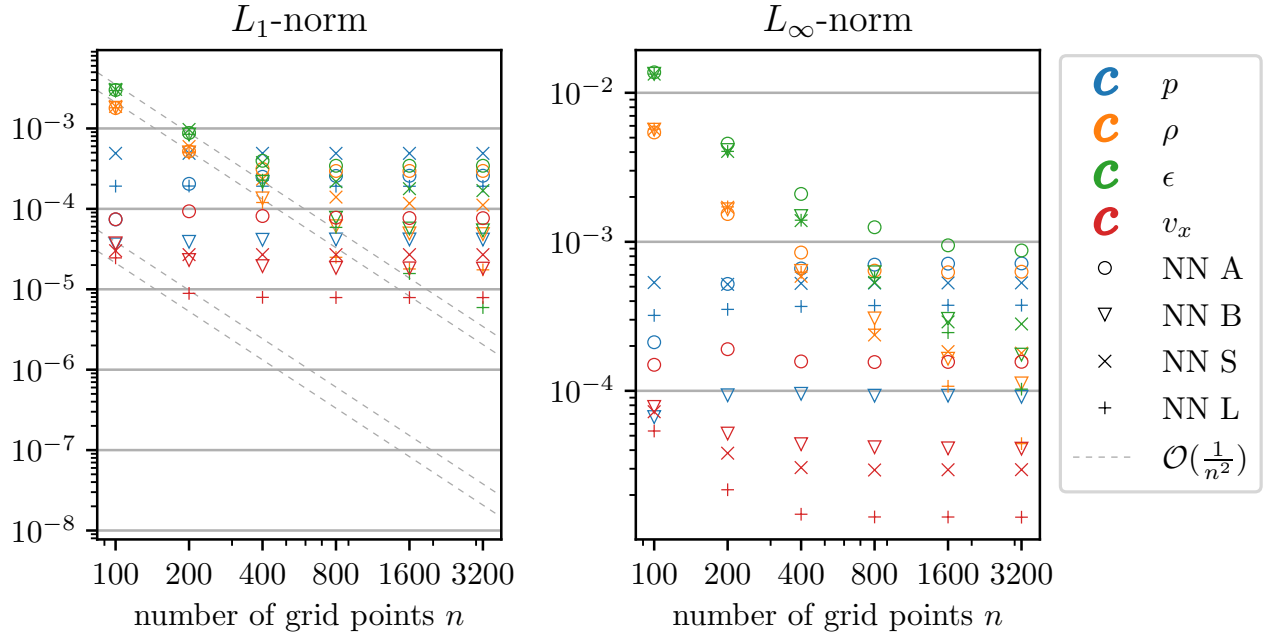


Figure 10. Errors of NNC2P and NNEOS algorithms in the sine-wave density profile problem. L_1 (left) and L_∞ (right) norms at $t = 5$ of the solutions are shown for different primitive quantities.

an advantage of a NN including derivatives as regular output. The average error reached in the pressure recovery is of order of magnitude 10^{-4} for NNEOSA and NNEOSB, an order of magnitude smaller than that obtained with a tabulated EOS of typical size, with NNEOSB also outperforming NNEOSA and the tabulated EOS by an order of magnitude in its maximum error. These accuracies allow the use of the NNs in full hydrodynamical evolutions. Standard 1D benchmarks in special relativity indicate that the error of the NN EOS representation does not significantly affect solutions of Riemann problems up to very high resolutions of $n = 3200$ grid points. This result is expected to hold also in multi-dimensional simulations since in those cases shocks and other elementary waves are resolved with less grid points. Note that at such high resolutions table interpolation errors can instead affect the convergence of the solution, as demonstrated by our tests. Similar considerations hold for smooth solutions. The second order convergence of a smooth flow solution is lost as the errors reach the finite precision of the NN representing the EOS. However, this issue is expected to arise also when using EOS tables and interpolation. We further note that, since any given physical EOS model (based for example on tabulated data) will only be accurate up to a certain error, a NN based on such a model should only be trained to a matching level of precision.

Our results indicate that a NN representation of the entire C2P is overall more effective than a NN representation of the EOS solely. In this case, the acceleration of the C2P algorithm is significant when compared to root-finding algorithms with multi-dimensional (3D) table interpolation for the EOS. In the discussed benchmarks, the speedup for the C2P is about a factor ~ 13 for the larger NN (NNC2PL) up to ~ 22 for the smaller NN (NNC2PS) thus depending mainly on the NN size. Our NNs aim to balance speed and accuracy, though further experimentation may be able to further improve this performance. NNC2PL significantly exceeded the accuracy of the solutions with EOS table interpolation in both shock-tube and sinewave benchmarks, with all primitives calculated more accurately up to an improvement by a factor of ~ 28 still allowing a speed-up of more than an order of magnitude. The benchmark tests also show that, for a shock-tube problem with larger overall errors the two approaches of NNEOS and NNC2P give similar errors, with NNEOSA improving the accuracy of NNC2PL by $\sim 4\%$. However, for a sinewave problem with smaller overall errors, NNC2PL gives the most accurate calculation of the velocity, density and internal energy, outperforming NNEOSB by up to a factor of ~ 9.2 , while NNEOSB performs best on the pressure outperforming NNC2PL by a factor of ~ 4.5 . We also remark that the time needed for a C2P using a standard root finder also depends on the problem it is applied on: large and sudden changes e.g. of shock waves and other discontinuities cause more iterations of the root-finding algorithms and thus need more time. A NN representations of the C2P does not suffer of this drawback and thus can also improve the robustness of the simulation.

In summary, the results reported in this paper indicate clear advantages in including machine learning representations of the C2P in relativistic hydrodynamics. Going beyond these preliminary tests, future work will investigate the applicability of our findings to full multi-dimensional simulations in relativistic astrophysics.

Author Contributions: Conceptualization, T.D., S.B. and D.R.; software, T.D. and S.B.; investigation, T.D.; writing—original draft preparation, T.D., W.C., and S.B.; writing—review and editing, W.C. and D.R.; supervision, W.C. and S.B.; project administration, W.C., S.B. and D.R.; All authors have read and agreed to the published version of the manuscript.

Funding: S. B. acknowledges support by the EU H2020 under ERC Starting Grant, no. BinGraSp-714626. D. R. acknowledges support by the U.S. Department of Energy, Office of Science, Division of Nuclear Physics under Award Number(s) DE-SC0021177 and from the National Science Foundation under Grants No. PHY-2011725 and PHY-2116686.

Data Availability Statement: All data are available in the publication. The codes produced for the publication are available on reasonable request.

Acknowledgments: The authors thank A.Perego, and K.Wong for discussions that eventually triggered this project and O.Zelenka for ideas for NNEOS implementations.

Conflicts of Interest: The authors declare no conflict of interest.

Abbreviations

The following abbreviations are used in this manuscript:

C2P	conservative-to-primitive
EOS	Equation of State
HRSC	High-resolution shock-capturing
NN	Neural network

Appendix A Conservative-to-primitive transformation

Given an EOS $\bar{p}(\rho, \epsilon)$, the numerical computation of primitive quantities can be performed by nonlinear root-finders, e.g. a Newton-Raphson algorithm. In the context of relativistic astrophysics a common general procedure is to determine the pressure p by searching the zero of the function [1]

$$f(p) = \bar{p}(\rho_*(p), \epsilon_*(p)) - p, \quad (\text{A1})$$

where from Eq. (2) one obtains the expressions

$$\rho_*(p) = \frac{D}{W_*(p)} \quad (\text{A2})$$

$$\epsilon_*(p) = \frac{\tau + D[1 - W_*(p)] + p[1 - W_*^2(p)]}{DW_*(p)} \quad (\text{A3})$$

$$W_*(p) = \frac{1}{\sqrt{1 - v_*^2(p)}} \quad (\text{A4})$$

$$v_*^i(p) = \frac{S^i}{\tau + D + p}. \quad (\text{A5})$$

Derivatives of the pressure $\chi := \partial p / \partial \rho$ and $\kappa := \partial p / \partial \epsilon$ are required both in the Newton-Raphson algorithm and for the calculation of the speed of sound,

$$c_s^2 = \frac{1}{h} \left(\chi + \frac{p}{\rho^2} \kappa \right), \quad (\text{A6})$$

entering the numerical fluxes to integrate Eq. (1).

In astrophysical applications that employ microphysical EOS like neutron star mergers, the pressure is interpolated from a EOS table in form of $\bar{p}(\rho, T, Y_e)$, where the specific internal energy is implicitly given by the temperature T . Hence, each root-finding step for (A1) includes another root finder for the function

$$g(T) = \epsilon_*(T) - \epsilon \quad (\text{A7})$$

in order to find the temperature [30]. It is common to interpolate the three-dimensional EOS tables using a linear scheme. In order to evaluate the EOS at (ρ, T, Y_e) , first the nearest neighbours to the point are determined, then the value $\bar{p}(\rho, T, Y_e)$ is determined by a eight-point Lagrange interpolation formula. For our benchmarks, we adapted this linear interpolation algorithm from [26].

References

1. Martí, J.M.; Müller, E. Numerical Hydrodynamics in Special Relativity. *Living reviews in relativity* **2003**, *6*, 7. doi:10.12942/lrr-2003-7.
2. Timmes, F.X.; Swesty, F.D. The Accuracy, Consistency, and Speed of an Electron-Positron Equation of State Based on Table Interpolation of the Helmholtz Free Energy. *Astrophys. J. Suppl.* **2000**, *126*, 501–516. doi:10.1086/313304.
3. Lattimer, J.M.; Swesty, F.D. A Generalized equation of state for hot, dense matter. *Nucl. Phys.* **1991**, *A535*, 331–376. doi:10.1016/0375-9474(91)90452-C.
4. Anile, A.M. *Relativistic fluids and magneto-fluids: With applications in astrophysics and plasma physics*; Cambridge monographs on mathematical physics, Cambridge University Press: Cambridge, 1989. doi:10.1017/CBO9780511564130.
5. Toro, E.F. *Riemann Solvers and Numerical Methods for Fluid Dynamics*, 2nd ed.; Springer-Verlag, 1999.
6. LeVeque, R.J. *Finite Volume Methods for Hyperbolic Problems*; Cambridge University Press, 2002.
7. Blandford, R.; Meier, D.; Readhead, A. Relativistic Jets from Active Galactic Nuclei. *Ann. Rev. Astron. Astrophys.* **2019**, *57*, 467–509, [arXiv:astro-ph.HE/1812.06025]. doi:10.1146/annurev-astro-081817-051948.
8. Janka, H.T. Explosion Mechanisms of Core-Collapse Supernovae. *Ann. Rev. Nucl. Part. Sci.* **2012**, *62*, 407–451, [arXiv:astro-ph.SR/1206.2503]. doi:10.1146/annurev-nucl-102711-094901.
9. Font, J.A. Numerical hydrodynamics and magnetohydrodynamics in general relativity. *Living Rev. Rel.* **2007**, *11*, 7.
10. Radice, D.; Bernuzzi, S.; Perego, A. The Dynamics of Binary Neutron Star Mergers and GW170817. *Ann. Rev. Nucl. Part. Sci.* **2020**, *70*, 95–119, [arXiv:astro-ph.HE/2002.03863]. doi:10.1146/annurev-nucl-013120-114541.

11. Bernuzzi, S. Neutron Star Merger Remnants. *Gen. Rel. Grav.* **2020**, *52*, 108, [arXiv:astro-ph.HE/2004.06419]. doi:10.1007/s10714-020-02752-5.
12. Noble, S.C.; Gammie, C.F.; McKinney, J.C.; Del Zanna, L. Primitive Variable Solvers for Conservative General Relativistic Magnetohydrodynamics. *Astrophys. J.* **2006**, *641*, 626–637, [astro-ph/0512420]. doi:10.1086/500349.
13. Siegel, D.M.; Mösta, P.; Desai, D.; Wu, S. Recovery schemes for primitive variables in general-relativistic magnetohydrodynamics. *Astrophys. J.* **2018**, *859*, 71, [arXiv:astro-ph.HE/1712.07538]. doi:10.3847/1538-4357/aabcc5.
14. Kastaun, W.; Kalinani, J.V.; Cioffi, R. Robust Recovery of Primitive Variables in Relativistic Ideal Magnetohydrodynamics. *Phys. Rev. D* **2021**, *103*, 023018, [arXiv:gr-qc/2005.01821]. doi:10.1103/PhysRevD.103.023018.
15. Sekiguchi, Y.; Kiuchi, K.; Kyutoku, K.; Shibata, M. Dynamical mass ejection from binary neutron star mergers: Radiation-hydrodynamics study in general relativity. *Phys. Rev.* **2015**, *D91*, 064059, [arXiv:astro-ph.HE/1502.06660]. doi:10.1103/PhysRevD.91.064059.
16. Foucart, F.; O'Connor, E.; Roberts, L.; Kidder, L.E.; Pfeiffer, H.P.; Scheel, M.A. Impact of an improved neutrino energy estimate on outflows in neutron star merger simulations. *Phys. Rev.* **2016**, *D94*, 123016, [arXiv:astro-ph.HE/1607.07450]. doi:10.1103/PhysRevD.94.123016.
17. Radice, D.; Perego, A.; Hotokezaka, K.; Fromm, S.A.; Bernuzzi, S.; Roberts, L.F. Binary Neutron Star Mergers: Mass Ejection, Electromagnetic Counterparts and Nucleosynthesis. *Astrophys. J.* **2018**, *869*, 130, [arXiv:astro-ph.HE/1809.11161]. doi:10.3847/1538-4357/aaf054.
18. Bernuzzi, S.; others. Accretion-induced prompt black hole formation in asymmetric neutron star mergers, dynamical ejecta and kilonova signals. *Mon. Not. Roy. Astron. Soc.* **2020**, [arXiv:astro-ph.HE/2003.06015]. doi:10.1093/mnras/staa1860.
19. Nedora, V.; Bernuzzi, S.; Radice, D.; Daszuta, B.; Endrizzi, A.; Perego, A.; Prakash, A.; Safarzadeh, M.; Schianchi, F.; Logoteta, D. Numerical Relativity Simulations of the Neutron Star Merger GW170817: Long-Term Remnant Evolutions, Winds, Remnant Disks, and Nucleosynthesis. *Astrophys. J.* **2021**, *906*, 98, [arXiv:astro-ph.HE/2008.04333]. doi:10.3847/1538-4357/abc9be.
20. Goodfellow, I.; Bengio, Y.; Courville, A. *Deep learning*; MIT Press: Cambridge, Massachusetts and London, England, 2016.
21. Mehta, P.; Bukov, M.; Wang, C.H.; Day, A.G.R.; Richardson, C.; Fisher, C.K.; Schwab, D.J. A high-bias, low-variance introduction to Machine Learning for physicists. *Physics Reports* **2019**, *810*, 1–124. doi:10.1016/j.physrep.2019.03.001.
22. Schmidhuber, J. Deep Learning in Neural Networks: An Overview. *Neural Networks* **2015**, *61*, 85–117. doi:10.1016/j.neunet.2014.09.003.
23. Kingma, D.P.; Ba, J. Adam: A Method for Stochastic Optimization.
24. Paszke, A.; Gross, S.; Massa, F.; Lerer, A.; Bradbury, J.; Chanan, G.; Killeen, T.; Lin, Z.; Gimelshein, N.; Antiga, L.; Desmaison, A.; Kopf, A.; Yang, E.; DeVito, Z.; Raison, M.; Tejani, A.; Chilamkurthy, S.; Steiner, B.; Fang, L.; Bai, J.; Chintala, S. PyTorch: An Imperative Style, High-Performance Deep Learning Library. In *Advances in Neural Information Processing Systems* 32; H. Wallach.; H. Larochelle.; A. Beygelzimer.; F. d\textquotesingle Alché-Buc.; E. Fox.; R. Garnett., Eds.; Curran Associates, Inc, 2019; pp. 8024–8035.
25. Harris, C.R.; Millman, K.J.; van der Walt, S.J.; Gommers, R.; Virtanen, P.; Cournapeau, D.; Wieser, E.; Taylor, J.; Berg, S.; Smith, N.J.; Kern, R.; Picus, M.; Hoyer, S.; van Kerkwijk, M.H.; Brett, M.; Haldane, A.; del Río, J.F.; Wiebe, M.; Peterson, P.; Gérard-Marchant, P.; Sheppard, K.; Reddy, T.; Weckesser, W.; Abbasi, H.; Gohlke, C.; Oliphant, T.E. Array programming with NumPy. *Nature* **2020**, *585*, 357–362. doi:10.1038/s41586-020-2649-2.
26. O'Connor, E.; Ott, C.D. A new open-source code for spherically symmetric stellar collapse to neutron stars and black holes. *Classical and Quantum Gravity* **2010**, *27*, 114103. doi:10.1088/0264-9381/27/11/114103.
27. Martí, J.M.; Müller, E. The analytical solution of the Riemann problem in relativistic hydrodynamics. *Journal of Fluid Mechanics* **1994**, *258*, 317–333. doi:10.1017/S0022112094003344.
28. Mach, P. Analytic solutions of the Riemann problem in relativistic hydrodynamics and their numerical applications. *Acta Physica Polonica B Proceedings Supplement Vol. 2* **2009**.
29. Harten, A.; Lax, P.D.; van Leer, B. On Upstream Differencing and Godunov-Type Schemes for Hyperbolic Conservation Laws. *SIAM Review* **1983**, *25*, 35–61. doi:10.1137/1025002.
30. Wilson, J.R.; Mathews, G.J. *Relativistic Numerical Hydrodynamics*; Cambridge University Press, 2010. doi:10.1017/CBO9780511615917.