

Reply to comment on “An Active Plume Eruption on Europa During Galileo Flyby E26 as Indicated by Energetic Proton Depletions”

H.L.F. Huybrighs¹, E. Roussos², A. Blöcker^{3,4}, N. Krupp², Y. Futaana⁵, S. Barabash⁵, L.Z. Hadid⁶, M.K.G. Holmberg¹, O. Witasse¹

¹ESA/ESTEC, Noordwijk, The Netherlands

²Max Planck Institute for Solar System Research, Göttingen, Germany

³KTH, Royal Institute of Technology, Stockholm, Sweden

⁴Department of Earth and Environmental Sciences, Ludwig Maximilian University of Munich, Munich, Germany

⁵IRF, Swedish Institute of Space Physics, Kiruna, Sweden

⁶LPP, CNRS, École polytechnique, Sorbonne Université, Observatoire de Paris, Université Paris-Saclay, PSL Research University, Palaiseau, France

Key Points:

- EPD artefact does not affect conclusion that perturbed fields and atmospheric charge exchange drive energetic proton losses at Europa
- Energetic proton measurements could be used to infer the presence of plumes with density profiles consistent with the literature
- The artefact reported by Jia et al. (2021) prevents a definite conclusion on the presence of a plume during E26 from EPD data

Abstract

In Huybrighs et al. (2020) we investigated energetic proton depletions along Galileo’s Europa flyby E26. Based on a particle tracing analysis we proposed that depletions are caused by perturbed electromagnetic fields combined with atmospheric charge exchange and possible plumes. One depletion feature identified as a plume signature was shown to be an artefact (Jia et al., 2021). Despite that, here we emphasize that Huybrighs et al. (2020) demonstrates that plumes can cause proton depletions and that these features should be sought after. Furthermore, the conclusions on the importance of perturbed electromagnetic fields and atmospheric charge exchange on the depletions are unaffected. We suggest that the artefact’s cause is a mistagging of protons as heavier ions by EPD. The artefact prevents us from confirming or excluding that there is a plume associated depletion. We also address comments on the MHD simulations and demonstrate that 540-1040 keV losses are not necessarily inconsistent with 115-244 keV losses by plume associated charge exchange.

Plain Language Summary

In Huybrighs et al. (2020) we identified why fast protons were disappearing during Europa flyby E26 by Galileo. Beyond impacting on the surface we identified several contributing factors: Firstly, perturbed electromagnetic fields resulting from the interaction of Europa’s atmosphere with the magnetospheric plasma, which deflect the protons. Secondly, atmospheric charge exchange. We also showed that a water plume eruption could cause a region in which disappearances occur due to a combination of charge exchange and magnetic deflections. We identified a 20s decrease of protons as evidence of such a plume. However, an artefact in the data reported by Jia et al. (2021) coincides with this 20s moment and prevents us from reaching a conclusion on the occurrence of a plume associated depletion. We emphasize that our conclusions on the importance of perturbed fields and charge exchange are unaffected, as the artefact only affects a short segment of the data we analysed. Furthermore, our results demonstrate that plumes can cause proton depletions and that these features should be sought after in the data.

1 Unaffected implications of Huybrighs et al., 2020

The title of Huybrighs et al. (2020) only highlighted the potentially important result regarding the plume feature. Since this title is unavoidably retained across the different commentaries, it could give the wrong impression that our original study is invalid. However, the majority of the results in Huybrighs et al. (2020) are not affected by the data artefact identified by Jia et al. (2021). In addition, the simulation results of plume-induced proton losses still hold, indicating the feasibility of tracking neutral gas inhomogeneities, such as plumes, with energetic proton data. The artefact is shown in Figure 1 as periodically occurring once every ~ 120 seconds, corresponding to the intervals with the EPD instrument on motor position seven. Each instance of the data artefact lasts one spin (~ 20 seconds), which is significantly shorter than the period over which interactions with the energetic protons and Europa can be identified (approximately 4 minutes). Thus the majority of the depletion features we investigated are not affected. Specifically:

- The measured proton depletion along the trajectory in effect represents a ‘tomography’ of the perturbed fields and atmosphere-ion interaction of Europa, as the protons scan the interaction region by travelling across different regions of it. The perturbed fields act to deflect the protons away from the surface and decrease the contribution of impacting particles to the total loss. Whereas previous studies, e.g. Cassidy et al. (2013); Breer et al. (2019), concentrated on the modified surface precipitation patterns of energetic ions and electrons through simulations Huybrighs

- et al. (2020) shows the impact of the electromagnetic field perturbations on directional energetic particle measurements at higher altitudes (> 350 km).
- Our results provide evidence for the role of atmospheric charge exchange in the formation of energetic proton depletions in the range 115-244 keV.
 - Plumes can cause localised energetic proton depletions through charge exchange (115-244 keV) and/or their associated magnetic field perturbations (115keV-1.04 MeV), thereby emphasizing the importance of energetic ion measurements in close Europa flybys.

2 EPD data artefact and implications for a plume detection during E26

We use this opportunity to elaborate on the origin of the poorly documented artefact, for reference in future investigations relying on EPD observations. The data artefact identified by Jia et al. (2021) was briefly reported earlier in Kollmann et al. (2016), but went unnoticed in Huybrighs et al. (2020) since a different archived dataset was used and the comments of Kollmann et al. (2016) on the artefact did not propagate in the documentation of the archived dataset. Furthermore, in the complete time frame considered for Huybrighs et al. (2020) two instances of motor seven occur. However, at the first motor seven position curiously no artefact occurs.

We found that the depletions at motor position seven are anti-correlated to the TH1 channel (see Figure 1), which is designed to record ions heavier than sulphur. In Figure 1 a larger time range is shown than in Huybrighs et al. (2020). Increases in the counts in TH1 at motor seven (marked in red) correspond to decreases at motor seven in the count rate of the TP channels, which measure protons. At the first motor seven position in the timeframe we considered in Huybrighs et al. (2020) (marked 'z' in Figure 1), no increase in TH1 is present, which could explain why TP measurements are not affected. TH1/TP1 measurements free of the sector seven artefacts occur without any obvious pattern. Their occurrence just before the E26 closest approach (CA) was a misleading coincidence that prevented us from identifying the issue reported in Jia et al. (2021). The motor seven position corresponding to 'p', the depletion originally attributed to a plume in Huybrighs et al. (2020), does coincide with an increase in TH1. Furthermore we have identified that in the channels TP2, TP3, TO1, TO2, TO3, TO4 and TS3 sector seven is also anti-correlated to TH1. We thus find that there are too many unknowns to formulate a relation between the channels that can be used to compensate for the artefact.

The core of the problem appears to be with the counts of the start detector of EPD/CMS Time of Flight (TOF) system showing a previously unnoticed increase at sector seven correlated with sector seven of TH1. We hypothesise that excess noise-driven counts of the START detector of the CMS's TOF system correlate with stop counts of ion events, leading to a wrong TOF estimate for those events and their eventual mistagging as part of the TH1 channel.

Correcting the artificial TP sector seven dropout gives satisfactory results when the excess counts of TH1 at sector seven are added to the reduced counts recorded by the sum of the TP channels. Still, even if a minor dropout in TP1 remains at 'p', it is still smaller than the uncertainties associated with an empirical correction. Should the residual dropout be considered as real, it would put an upper limit of the plume surface density of $2.5 \times 10^8 \text{ cm}^{-3}$ based on Figure 2 in Huybrighs et al. (2020). We conclude that due to the uncertain nature of the artefact and its precise contribution to TP1 we can neither confirm nor exclude that a plume associated depletion is present in the TP1 measurement.

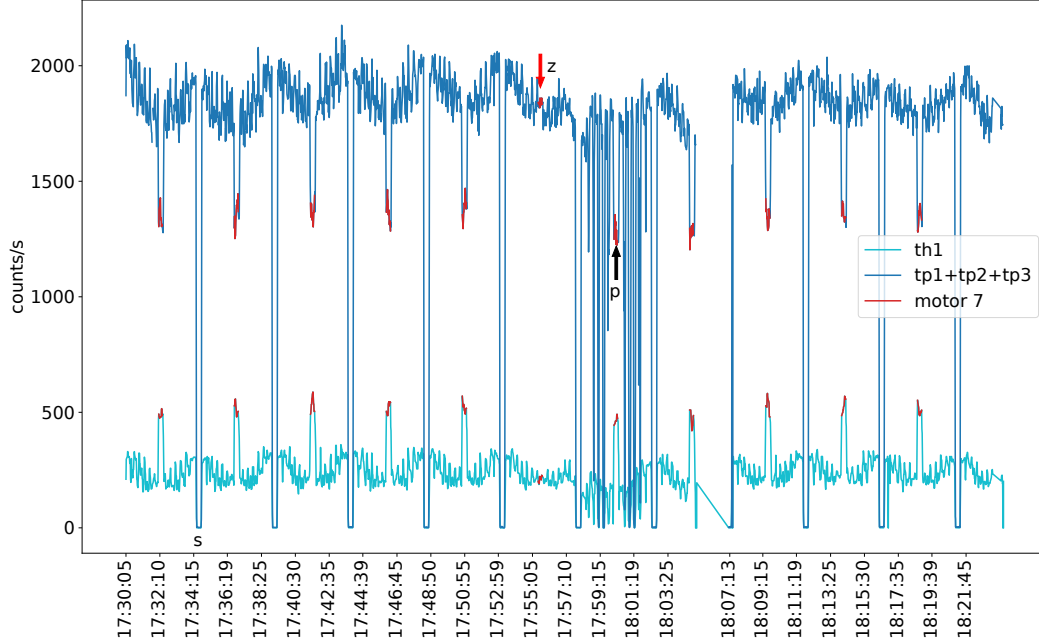


Figure 1. Sum of the TP channels (dark blue) versus the TH1 channel (light blue). Note that at motor seven (marked in red), the TP channels are anti-correlated to TH1. 'p' refers to the depletion attributed to a plume in Huybrighs et al. (2020). 'z' is the motor seven position from Huybrighs et al. (2020) unaffected by the artefact. The depletions to zero (first one marked 's') correspond to times when the detector passes behind the foreground shield.

3 MHD simulations

Blöcker et al. (2016) has previously established that the fields during flyby E26 are not consistent with a homogeneous atmosphere. In addition Arnold et al. (2019) has identified features in the magnetic field that are consistent with a plume. We used the plume location suggested by Arnold et al. (2019) as input for the MHD simulations in Huybrighs et al. (2020).

Jia et al. (2021) judges the effect of the plume on the fields on time frame 'p'. Here we want to point out that the effect of a plume is not confined to this ~ 20 s time frame, which is illustrated by Figure 2. We find that the MHD simulation without a plume does not reproduce the bi-lobal signature in B_x and B_z and the bump-like feature in B_y after the closest approach, while the strong inhomogeneity in neutral densities induced by a plume tends to cause these aspects. We consider that the situation with a homogeneous atmosphere is not a good reproduction of the data. While the inclusion of the Arnold et al. (2019) plume in our MHD simulations still leaves several features unexplained, especially in B_y , the trends in the data/simulation comparison are suggestive of an atmosphere with a local inhomogeneity, which is why we considered plume-driven depletions in EPD as a reasonable scenario to explore. Follow up studies should strive towards identifying a case that fits both the EPD and MAG data. However, due to the large amount of unknown parameters (atmospheric properties, plume properties) we are unable to identify such a case here, despite being suggestive that plumes are indeed viable.

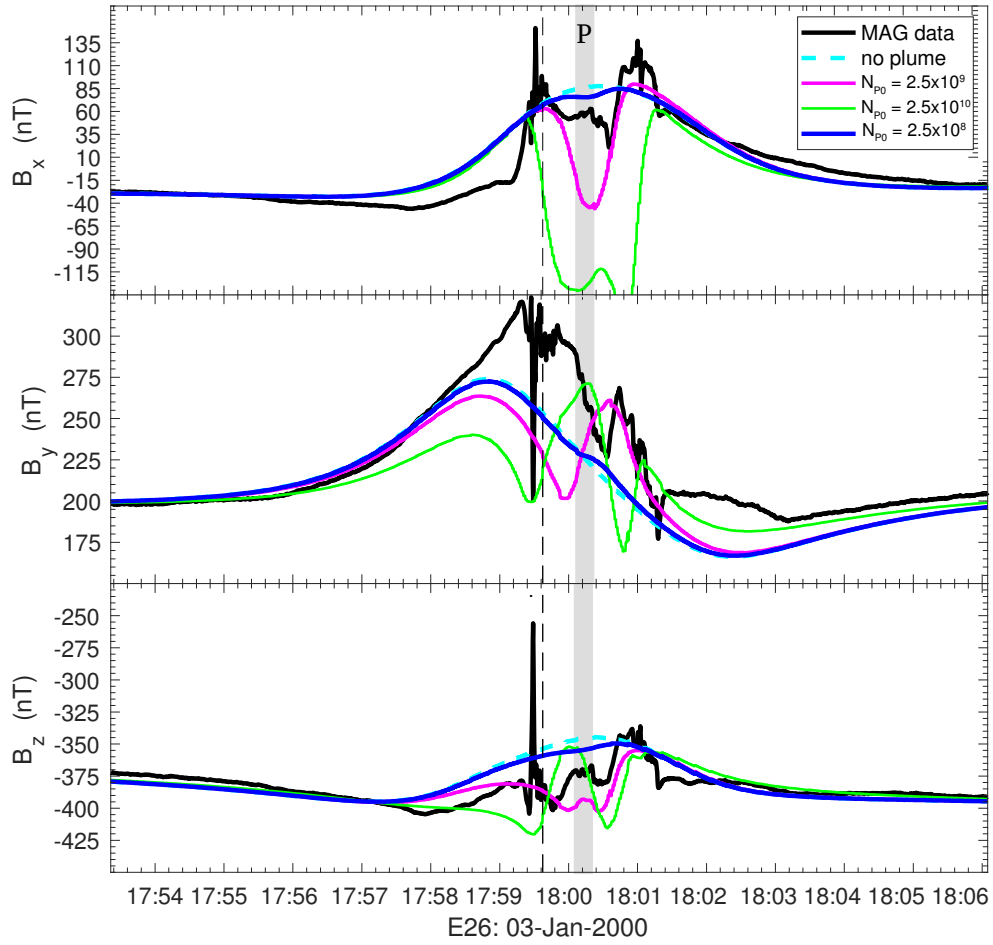


Figure 2. E26 flyby MAG data and simulations for different plume densities N_{P0} in cm^{-3} (corresponding to those in Figure 3). The vertical dashed line represents the closest approach.

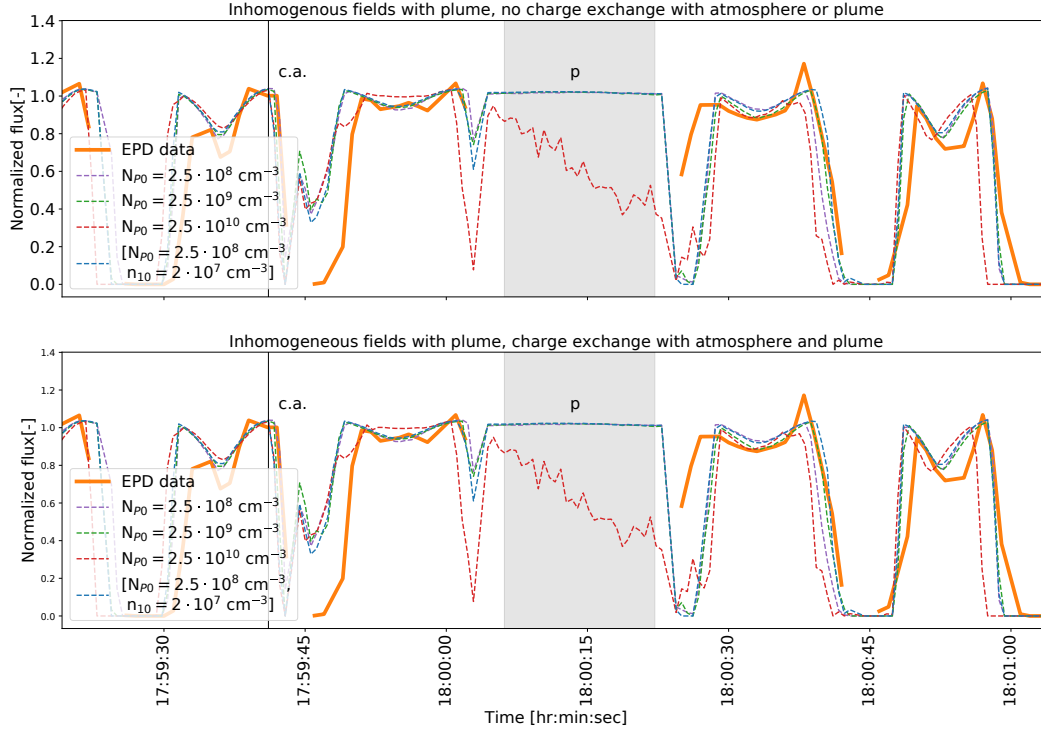


Figure 3. E26 flyby, TP3 channel (0.54-1.04 MeV). The orange curve shows the data. The dashed curves show different simulation cases in which the plume density N_{P0} has been varied. The solid black line indicates the closest approach (c.a.). The label 'p' indicates the potential plume feature. Note that the TP3 data in 'p' has been left out, as it is affected by the artefact.

4 Proton depletions at 0.54-1.04 MeV due to a plume

Jia et al. (2021) elaborate that a depletion occurring at both TP3 (0.54-1.04 MeV) and TP1 (114-244 keV) are inconsistent with a plume. Charge exchange is negligible in TP3 due to the orders of magnitude reduction in the charge exchange cross section compared to TP1. We should state here that in light of Jia et al. (2021), we consider that the TP3 dropout at 'p' is likely an artefact of a similar nature as that of TP1. Regardless, here we want to emphasize that a depletion that occurs both at the high and low energy channels is not necessarily inconsistent with the presence of a charge exchange driven depletion by a plume or atmosphere. In Figure 3 we show the simulations corresponding to the higher energy channel TP3, analogous to Figure 2 in Huybrighs et al. (2020) for the TP1 channel. A plume with the highest density (N_{P0}) considered in Huybrighs et al. (2020) causes depletions in the highest energy channel as well as the low energy channel. Though this case is inconsistent with the MAG and EPD data, it does demonstrate that it is in principle possible for a plume to cause a depletion at both the low energy channel TP1 and TP3. In TP1 depletions occur both due to charge exchange and field perturbations, at the TP3 channel only due to field perturbations because of the strongly reduced charge exchange cross section.

5 Conclusion

The attributions of energetic proton losses during flyby E26 to charge exchange and electromagnetic field perturbations by Huybrighs et al. (2020) still hold, with the exception of a short-duration dropout originally attributed to a plume, which is due to a data

artefact as pointed out by Jia et al. (2021). Because of the artefact we can neither confirm nor exclude that a plume associated depletion is present in the TP1 data. Despite that, the simulation results of Huybrighs et al. (2020) hold in the sense that plume and atmosphere driven depletions of energetic ions are feasible and should be sought for in existing or future datasets.

Acknowledgments

We acknowledge Xianzhe Jia, Margaret G. Kivelson and Christopher Paranicas for their effort in analysing our manuscript Huybrighs et al. (2020). EPD data are available through NASA's Planetary Data System (PDS) <https://pds-ppi.igpp.ucla.edu/mission/Galileo/GO/EPD>.

References

- Arnold, H., Liuzzo, L., & Simon, S. (2019). Magnetic signatures of a plume at europa during the galileo e26 flyby. *Geophysical Research Letters*, *46*(3), 1149-1157. Retrieved from <https://agupubs.onlinelibrary.wiley.com/doi/abs/10.1029/2018GL081544> doi: 10.1029/2018GL081544
- Blöcker, A., Saur, J., & Roth, L. (2016). Europa's plasma interaction with an inhomogeneous atmosphere: Development of alfvén winglets within the alfvén wings. *Journal of Geophysical Research: Space Physics*. Retrieved from <http://dx.doi.org/10.1002/2016JA022479> doi: 10.1002/2016ja022479
- Breer, B. R., Liuzzo, L., Arnold, H., Andersson, P. N., & Simon, S. (2019). Energetic ion dynamics in the perturbed electromagnetic fields near europa. *Journal of Geophysical Research: Space Physics*, *124*(9), 7592-7613. Retrieved from <https://agupubs.onlinelibrary.wiley.com/doi/abs/10.1029/2019JA027147> doi: 10.1029/2019JA027147
- Cassidy, T., Paranicas, C., Shirley, J., III], J. D., Teolis, B., Johnson, R., ... Hendrix, A. (2013). Magnetospheric ion sputtering and water ice grain size at europa. *Planetary and Space Science*, *77*, 64 - 73. Retrieved from <http://www.sciencedirect.com/science/article/pii/S0032063312002024> (Surfaces, atmospheres and magnetospheres of the outer planets and their satellites and ring systems: Part VIII) doi: <https://doi.org/10.1016/j.pss.2012.07.008>
- Huybrighs, H. L. F., Roussos, E., Blöcker, A., Krupp, N., Futaana, Y., Barabash, S., ... Witasse, O. (2020). An active plume eruption on europa during galileo flyby e26 as indicated by energetic proton depletions. *Geophysical Research Letters*, *47*(10), e2020GL087806. Retrieved from <https://agupubs.onlinelibrary.wiley.com/doi/abs/10.1029/2020GL087806> (e2020GL087806 10.1029/2020GL087806) doi: 10.1029/2020GL087806
- Jia, X., Kivelson, M. G., & Paranicas, C. (2021). Comment on “an active plume eruption on europa during galileo flyby e26 as indicated by energetic proton depletions” by huybrighs et al. *Geophysical Research Letters*, *48*(6), e2020GL091550. Retrieved from <https://agupubs.onlinelibrary.wiley.com/doi/abs/10.1029/2020GL091550> (e2020GL091550 2020GL091550) doi: <https://doi.org/10.1029/2020GL091550>
- Kollmann, P., Paranicas, C., Clark, G., Roussos, E., Lagg, A., & Krupp, N. (2016). The vertical thickness of jupiter's europa gas torus from charged particle measurements. *Geophysical Research Letters*. Retrieved from <http://dx.doi.org/10.1002/2016GL070326> doi: 10.1002/2016gl070326