

Relaxing cosmological tensions with a sign switching cosmological constant

Özgür Akarsu,^{1,*} Suresh Kumar,^{2,†} Emre Özulker,^{1,3,‡} and J. Alberto Vazquez^{4,§}

¹*Department of Physics, Istanbul Technical University, Maslak 34469 Istanbul, Turkey*

²*Department of Mathematics, Indira Gandhi University, Meerpur, Haryana-122502, India*

³*Aix Marseille Univ, Université de Toulon, CNRS, CPT, 13000 Marseille, France*

⁴*Instituto de Ciencias Físicas, Universidad Nacional Autónoma de México, Cuernavaca, Morelos, 62210, México*

Inspired by the recent conjecture originated from graduated dark energy that the Universe has recently transitioned from anti-de Sitter vacua to de Sitter vacua, we extend the standard Λ CDM model by a cosmological constant (Λ_s) that switches sign at a certain redshift z_\dagger , and we call this model Λ_s CDM. We discuss the construction and theoretical features of this model in detail and find out that, when the consistency of the Λ_s CDM model with the cosmic microwave background (CMB) data is ensured, (i) $z_\dagger \gtrsim 1.1$ is implied by the condition that the Universe monotonically expands, (ii) H_0 and M_B (type Ia supernovae absolute magnitude) values are inversely correlated with z_\dagger and reach $H_0 \approx 74.5 \text{ km s}^{-1} \text{ Mpc}^{-1}$ and $M_B \approx -19.2 \text{ mag}$ for $z_\dagger = 1.5$, in agreement with the SH0ES measurements, and (iii) $H(z)$ presents an excellent fit to the Ly- α measurements provided that $z_\dagger \lesssim 2.34$. We further investigate the model constraints by using the full *Planck* CMB data set, with and without baryon acoustic oscillation (BAO) data. We find that the CMB data alone does not constrain z_\dagger , but the CMB+BAO data set favors the sign switch of Λ_s providing the constraint: $z_\dagger = 2.44 \pm 0.29$ (68% C.L.). Our analysis reveals that the lower and upper limits of z_\dagger are controlled by the Galaxy and Ly- α BAO measurements, respectively, and the larger z_\dagger values imposed by the Galaxy BAO data prevent the model from achieving the highest local H_0 measurements. In general, the Λ_s CDM model (i) relaxes the H_0 tension while being fully consistent with the tip of the red giant branch measurements, (ii) relaxes the M_B tension, (iii) removes the discrepancy with the Ly- α measurements, (iv) relaxes the S_8 tension, and (v) finds a better agreement with the big bang nucleosynthesis constraints on the physical baryon density. We find no strong statistical evidence to discriminate between the Λ_s CDM and Λ CDM models. However, interesting and promising features of the Λ_s CDM model, which we describe in our study, provide an advantage over Λ CDM.

I. INTRODUCTION

Over the last few years, there has been a growing consensus that the standard cosmological model—the so-called Lambda cold dark matter (Λ CDM) model—could in fact be an approximation to a more realistic one that still needs to be fully understood [1]. Phenomenologically, this new model is not expected to deviate drastically from Λ CDM, which is in excellent agreement with most of the currently available data [2–6]; however, it could be conceptually very different, and its deviations could be nontrivial. The recent developments, both theoretical (e.g., the de Sitter swampland conjecture [7–14]) and observational (e.g., the tensions hint at some unexpected and/or nontrivial deviations from Λ CDM; see Refs. [15–66], and Refs. [67–70] for more references), along with the cosmological constant problems [71, 72], suggest that attaining it would be an elusive task. These tensions are of great interest, not only in cosmology, but also in theoretical physics, as they could imply new physics beyond the well established fundamental theories that underpin, and even extend, the Λ CDM model. The so-called H_0 tension—the deficit in the Hubble constant

(H_0) predicted by the *Planck* cosmic microwave background (CMB) data within the Λ CDM model [6] when compared to its model-independent determinations from local measurements of distances and redshifts [73–79]—among others, is now described by many as a crisis. See Ref. [67] for a comprehensive list of references on the H_0 tension, and Ref. [80] for a recent comprehensive review, including a discussion of recent H_0 estimates and a summary of the proposed theoretical solutions. It has turned out to be a more challenging problem than originally thought as it worsens when the cosmological constant (Λ) is replaced by generic quintessence models of dark energy (DE), and is only partially relaxed when replaced by the simplest phantom (or quintom) models [32–36]. Notably, it was reported that the H_0 tension—as well as a number of other low-redshift discrepancies—could be alleviated by a dynamical DE that assumes negative or rapidly vanishing energy density values at high redshifts [16, 37–61]. The fact that the *Planck* CMB data alone favors positive spatial curvature ($\Omega_{k0} < 0$), on top of the Λ CDM model, suggests that curvature might be the simplest explanation for a negative energy density source (effectively); however, the drastic exacerbation of the H_0 tension for the Λ CDM model with spatial curvature, and the favoring of spatial flatness ($\Omega_{k0} = 0$) with extremely high precision by the *Planck* CMB data in combination with other astrophysical data such as baryon acoustic oscillations (BAO) and cosmic chronometers, indicate that the negative energy source cannot be spatial curvature, but a nontrivially evolving DE [6, 22–28].

* akarsuo@itu.edu.tr

† suresh.math@igu.ac.in

‡ ozulker17@itu.edu.tr

§ javazquez@icf.unam.mx

The CMB power spectrum by itself, for a given cosmological model, provides powerful constraints on the Hubble parameter $H(z)$ at the background level once the comoving sound horizon at CMB last scattering, r_* , is given [80–82]. The comoving sound horizon at last scattering is determined entirely by the pre-recombination Universe, and is given by $r_* = \int_{z_*}^{\infty} c_s H^{-1} dz$, where c_s is the sound speed in the plasma and $z_* \approx 1100$ is the redshift of last scattering. The acoustic angular scale on the sky, θ_* , which is measured almost model independently with a precision of 0.03% [6], determines the comoving angular diameter distance to last scattering $D_M(z_*)$ through the relation $D_M(z_*) = r_*/\theta_*$. The measured CMB monopole temperature determines the radiation energy density, and the positions and heights of the angular peaks determine $\rho_c(z_*)$ and $\rho_b(z_*)$, where ρ is the energy density and the indices stand for CDM and baryonic matter, respectively. Assuming a flat space, $D_M(z_*) = c \int_0^{z_*} H^{-1} dz$, where c is the speed of light (unless it is mentioned explicitly, we will use $c = 1$); for Λ CDM, the constraints from the CMB along with this integral are enough to infer the value of Λ and hence the complete evolution of $H(z)$. These steps make it clear how phantom/quintom extensions of Λ CDM, for which Λ is replaced by a DE density typically decreasing and approaching to zero with increasing redshift, increase H_0 . The decreased DE density at high redshifts corresponds to a lower $H(z)$ at those redshifts compared to Λ CDM. Since $D_M(z_*)$ is the same to very high precision for different DE models, the decreased $H(z)$ at higher redshifts should be compensated by an increased $H(z)$ at lower redshifts (and hence an increased H_0) in order to keep the integral describing $D_M(z_*)$ unaltered. This also explains why quintessence models exacerbate the H_0 tension: these models have a DE density that increases with redshift, so the above mechanism is reversed. Note that, the DE density is negligible in these models for $z > z_*$ as in Λ CDM, so r_* is not affected by the dynamical nature of the DE. Nevertheless, the simplest phantom/quintom models can only partially relieve the H_0 tension [32–36]; however, a DE density that attains negative values at high redshifts can amplify this mechanism to enhance H_0 even further. We recall that the above discussion relies on r_* being fixed among different models, in contrast to models that modify the sound horizon to alter $D_M(z_*)$ and hence H_0 , e.g., early dark energy (EDE) models [83].

On top of increasing $H(z)$ at low redshifts and hence the H_0 value, a lower $H(z)$ at large redshifts compared to the Λ CDM model can provide better agreement with the Ly- α BAO measurements at the effective redshift $z \sim 2.34$ [84, 85], if the drop in the DE density is large enough at that redshift. Also, if the drop is rapid enough, it can cause a nonmonotonic behavior of $H(z)$ which is hard to achieve without relying on a negative DE density. Such a nonmonotonic behavior can provide an even better description of the Ly- α data, and was initially suggested by the BOSS Collaboration after the BOSS DR11 data [37] presented an approximately 2.5σ discrepancy

with the best-fit Λ CDM model of *Planck* 2015 [5]. They have also reported, in a companion paper [16], that a positive cosmological constant is consistent with their data set for $z < 1$, while a negative DE density is preferred for $z > 1.6$, which led them to suggest a nonmonotonic behavior of $H(z)$ at $z \sim 2$. The *Planck* Collaboration (2018) [6] does not include the Ly- α measurements in their default BAO data compilation since for the Λ CDM model and its simple extensions, they do not provide significant constraints once the CMB and Galaxy BAO data are used, and they do not conform well with the rest of the data set within the framework of these models. They also quote from [37] that well-motivated extensions of Λ CDM that could provide a resolution to this discrepancy are hard to construct. Currently, the discrepancy of the Ly- α measurements with the *Planck* 2015 best-fit Λ CDM is reduced to a mild $\sim 1.7\sigma$ when the combination of the BOSS survey and its extended version eBOSS in the SDSS DR14 [84, 85] is considered, and reduced even further to a $\sim 1.5\sigma$ tension when the final eBOSS (SDSS DR16) measurement, which combines all the data from eBOSS and BOSS [86, 87], is considered. We note, however, that since H_0 values predicted by Λ CDM are lower than the local measurements of H_0 while $H(z)$ values predicted by Λ CDM at $z \sim 2.34$ are greater than the Ly- α measurements of $H(z)$, simple and/or well-motivated extensions of Λ CDM addressing either one of these discrepancies typically tend to exacerbate the other. Therefore, it is conceivable that such models relaxing the H_0 tension will also typically suffer from a greater tension with the Ly- α measurements. It is intriguing to note that the Ly- α discrepancy has certain parallelisms with the so-called S_8 discrepancy (quantifying a discordance between the CMB and low redshift probes, and will be further elaborated in Sec. III), e.g., S_8 constraints based on Ly- α measurements are in agreement with the low redshift probes [88], simple extensions of Λ CDM that reduce the H_0 tension typically worsen the S_8 discrepancy and vice versa [68], and the S_8 discrepancy has also weakened with the latest observations [89, 90]. These facts seem to hint that a model addressing the H_0 and Ly- α tensions simultaneously may also address the S_8 tension. With all of these in hand, a DE density that is consistent with a positive cosmological constant today but assumes negative values in the past is not indispensable, and yet it is worth further investigation as it has the potential to result in a better agreement with the existing observational data, including Ly- α , while addressing the H_0 tension too.

In this paper, we study a simple extension of the Λ CDM model for which a cosmological constant that yields a negative value in the past switches sign at certain redshift z_{\dagger} to attain its current positive value and drives the observed acceleration; it will be dubbed Λ_s CDM. Although this sign switch results in discontinuities in various fundamental functions, e.g., in $H(z)$, it can be considered as an approximation to a rapid transition in the (possibly effective) DE density. In fact, the sign switch-

ing feature of the Λ_s CDM model was first suggested in Ref. [44] when their graduated dark energy (gDE) model appeared to prefer a very rapid transition in the DE density resembling a step function whose absolute value is almost constant away from the transition point. In Sec. II, we first motivate the Λ_s CDM model starting from the gDE, and then study its theoretical features. In Sec. III, we conduct a robust observational analysis of the model with the latest data, and, we conclude in Sec. IV.

II. Λ_s CDM MODEL: SIGN-SWITCHING Λ

The positive cosmological constant assumption of the Λ CDM model was investigated via the gDE characterised by a minimal dynamical deviation from the null inertial mass density $\varrho = 0$ (where $\varrho \equiv \rho + p$) of the cosmological constant—or, the usual vacuum energy of the quantum field theory (QFT). This deviation is in the form of $\varrho \propto \rho^\lambda < 0$, for which, provided that the parameter $\lambda < 1$ is the ratio of two odd integers, the energy density ρ dynamically takes negative values in the past [44]. During the transition from negative to positive energy density, there comes a redshift for which the energy density is null; this redshift will be denoted by z_\dagger in the present work, but note that it was denoted by z_* in Ref. [44]. gDE exhibits a wide variety of behaviors depending on λ , but it is of particular interest to us that for large negative values of λ , it establishes a phenomenological model characterized by a smooth function that approximately describes a Λ that switches sign in the late Universe to become positive today. It was shown via the gDE that the joint observational data, including but not limited to the *Planck* CMB and Ly- α BAO (BOSS DR11) data, suggest that the cosmological constant changed its sign at $z \approx 2.32$ and triggered the late-time acceleration, the behavior of which alleviates the H_0 tension and the discrepancy with the Ly- α BAO measurements simultaneously. For large negative values of λ , it turns out that $\rho_{\text{gDE}}/3H_0^2 \approx 0.70$ for $0 \leq z \lesssim 2.32$, but its energy density switches sign rapidly at $z_\dagger \approx 2.32$ (this z_\dagger value is quite stable for $\lambda \lesssim -4$) and settles into a value $\rho_{\text{gDE}}/3H_0^2 \sim -0.70$ and remains there for $z_\dagger \gtrsim 2.32$; moreover, the larger the negative values of λ , the more ρ_{gDE} resembles a step function, and the better fit to the data. For arbitrarily large negative values of λ , ρ_{gDE} indeed transforms into a step function centred at z_\dagger with two branches yielding opposite values about zero. It is easy to check that λ is responsible from the rapidity of the sign change of the energy density, and for the constraint $\lambda = -17.9 \pm 5.8$ obtained on it, the function $\rho_{\text{gDE}}(z)$ already closely resembles a step function. Thus, the gDE suggesting large negative values of λ when confronted with the observations can be interpreted as a hint at a cosmological constant that achieved its present-day positive value by switching sign at $z_\dagger \sim 2.3$, but was negative in the earlier Universe.

Some general constraints that are typically applied to classical sources, irrespective of a detailed description,

give further confidence to the interpretation of the gDE as a hint at a sign-switching cosmological constant [91, 92]. Let us consider the gDE as an actual barotropic fluid, $p = p(\rho)$. In this case, although it behaves almost like a cosmological constant (in spite of the fact that its value switches sign at $z \approx 2.32$) throughout the history of the Universe, strictly speaking, it violates the weak energy condition, namely, the non-negativity conditions on the energy density, $\rho \geq 0$, for $z > z_\dagger$, and on the inertial mass density, $\varrho \geq 0$, at any given time. Moreover, there are phases during which $c_s^2 \gg 1$ and $c_s^2 < 0$, i.e., gDE violates the condition $0 \leq c_s^2 \leq 1$ on the speed of sound of a barotropic fluid given by the adiabatic formula $c_s^2 = dp/d\rho$. The upper limit (causality limit) is a rigorous limit, and its violation means the abandonment of the theory of relativity. The lower limit applies to a stable situation, and if violated, the fluid is classically unstable against small perturbations of its background energy density—the so-called Laplacian (or gradient) instability. Indeed, phenomenological fluid models of DE are difficult to motivate, and adiabatic fluid models are typically unstable against perturbations, since c_s^2 is usually negative for $w = p/\rho < 0$. It is possible to evade this constraint in adiabatic fluids—such as canonical scalar field (quintessence or phantom fields) and string-theory-inspired tachyon fields, for which the effective speed of sound $c_{s\text{eff}}$ (which governs the growth of inhomogeneities in the fluid) remains consistent with $0 \leq c_{s\text{eff}}^2 \leq 1$ —in adiabatic fluids if w decreases sufficiently fast as the Universe expands (e.g., Chaplygin gas), and in multi-fluid models of DE (e.g., quintom field) constructed from the combination of such fluids [93]. However, unlike such sources, it seems unlikely to evade this constraint in gDE, especially given the observationally preferred values of its free parameters. On the other hand, whether it is positive or negative, a cosmological constant, which corresponds to the $\lambda \rightarrow -\infty$ limit of the gDE, is well behaved: $\varrho = 0$, and $c_s^2 = 0$ (it has no speed of sound, and thereby does not support classical fluctuations). Regarding the negativity of the corresponding energy density (when $z > z_\dagger$), a negative cosmological constant is not only ubiquitous in the fundamental theoretical physics without any complication, but also a theoretical sweet spot; an anti-de Sitter (AdS) background (provided by $\Lambda < 0$) is welcome due to the celebrated AdS/CFT (conformal field theory) correspondence [94] and is preferred by string theory and string-theory-motivated supergravities [95]. It is the positive cosmological constant that in fact suffers from theoretical challenges: getting a vacuum solution with a positive cosmological constant within string theory or formulating QFT on the background of a dS space (provided by $\Lambda > 0$) has been a notoriously difficult task [see Refs. [7, 96–102]; additionally, see Refs. [11, 103] for a recent review on models of the accelerating Universe (viz., for different mechanisms to obtain dS space/vacua and building models of quintessence) in supergravity and string theory]. Therefore, an approach that asserts that a positive-valued cosmological constant exists only in the

late Universe (say, when $z \lesssim 2.3$) would enjoy limiting such difficulties to the late Universe. Of course, it is necessary to further study whether such an approach—say, transitions from AdS background to dS one—would be viable both theoretically and observationally (we further comment on such transitions in Sec. IV). Besides, studies considering the presence of a negative cosmological constant in various contexts are already plentiful in the cosmology literature. In the context of inflationary Universe, see, e.g., Refs. [104–106] which considered inflation with multiple AdS vacua, and Ref. [107] which considered a cosmological constant that slowly varies from a positive value to a negative value and becomes vanishingly small value at the end of inflation. In the context of EDE models, see, e.g. Ref. [55] which suggested the presence of AdS vacua around recombination to alleviate the H_0 tension, and the a follow up study in Ref. [56] which presented an α -attractor AdS model of EDE for which the AdS vacua originate from UV-complete theories in the cosmological setup with varying AdS depth. In the context of post-recombination modifications to the Λ CDM model, see, e.g., Refs. [38, 40–47] which suggested that the cosmological data prefer or are fully consistent with the presence of a negative-valued cosmological constant at high redshifts; some of these works explicitly pronounce the redshift scales $z \gtrsim 2.3$. Let us also mention that a negative (but not necessarily constant) effective energy component appears and find applications in the cosmology literature [see, e.g., scalar-tensor theories of gravity such as Brans-Dicke theory [108–112], as well as modified theories of gravity such as $f(R, \mathcal{L}_m)$ [113], $f(R, T)$ [114], $f(R, T_{\mu\nu} T^{\mu\nu})$ [115–120], Rastall gravity [59], quadratic bimetric gravity [40]; theories in which Λ relaxes from a large initial value via an adjustment mechanism [121–123]; cosmological models based on Gauss-Bonnet gravity [124]; braneworld models [125, 126]; higher dimensional cosmologies that accommodate dynamical reduction of the internal space [127–131]; a negative dark radiation component [132]; missing matter [29]; a dynamical $\Lambda(t)$ term [133]; phenomenological generalizations of the null inertial mass density of the usual vacuum energy [28, 44, 134–136]; a negative matter action [137–139]; and ghost-matter cosmologies [140]].

Thus, bringing all of these points together, it is tempting to consider the possibility that the cosmological constant switched sign and became positive in the late Universe, which then eventually started the acceleration. Accordingly, we introduce the Λ_s CDM model phenomenologically, constructed simply by replacing the usual cosmological constant (Λ) of the standard Λ CDM model with a cosmological constant (Λ_s) that switches its sign from negative to positive when the Universe reaches a certain energy scale (redshift z_\dagger) during its expansion;

$$\Lambda \rightarrow \Lambda_s \equiv \Lambda_{s0} \operatorname{sgn}[z_\dagger - z], \quad (1)$$

where $\Lambda_{s0} > 0$. Here “sgn” is the signum function that reads $\operatorname{sgn}[x] = -1, 0, 1$ for $x < 0$, $x = 0$ and $x > 0$, respectively. Accordingly, the Friedmann equation for

the Λ_s CDM model reads:

$$\frac{H^2}{H_0^2} = \Omega_{r0}(1+z)^4 + \Omega_{m0}(1+z)^3 + \Omega_{\Lambda_s0} \operatorname{sgn}[z_\dagger - z], \quad (2)$$

where we consider the usual cosmological fluids [CDM (c) and baryons (b) described by the equation of states $w_c = w_b = 0$, and radiation (r), consisting of photons (γ) and neutrinos (ν), described by $w_r = \frac{1}{3}$] and $\Omega_{m0} + \Omega_{r0} + \Omega_{\Lambda_s0} = 1$ with $\Omega_{m0} = \Omega_{c0} + \Omega_{b0}$. We define the present-day density parameters as $\Omega_{r0} = 8\pi G\rho_{r0}/(3H_0^2)$, $\Omega_{m0} = 8\pi G\rho_{m0}/(3H_0^2)$, and $\Omega_{\Lambda_s0} = \Lambda_{s0}/(3H_0^2)$. Note that the index 0 stands for the present-day values, but we will drop it from the indices of the density parameters in the next section to avoid cluttered notation. Accordingly, the corresponding energy density and pressure for the dark energy read $\rho_{DE} = \Lambda_{s0} \operatorname{sgn}[z_\dagger - z]/(8\pi G)$ and $p_{DE} = -\Lambda_{s0} \operatorname{sgn}[z_\dagger - z]/(8\pi G)$, respectively, satisfying the equation of state $p_{DE} = -\rho_{DE}$ like the usual vacuum energy.¹ The radiation density parameter today is given by $\Omega_{r0} = 2.469 \times 10^{-5} h^{-2} (1 + 0.2271 N_{\text{eff}})$ —where $h = H_0/100 \text{ km s}^{-1} \text{ Mpc}^{-1}$ is the dimensionless reduced Hubble constant and $N_{\text{eff}} = 3.046$ is the standard number of effective neutrino species with minimum allowed mass $m_\nu = 0.06 \text{ eV}$ —as the present-day photon energy density is already extremely well constrained by the absolute CMB monopole temperature measured by FIRAS $T_0 = 2.7255 \pm 0.0006 \text{ K}$ [141].

To better understand the behavior of the Λ_s CDM model described by the Friedmann equation in Eq. (2), we proceed with giving the evolution of the scale factor in cosmic (proper) time t , i.e., $a(t)$, under the assumption that while the cosmological constant is positive ($\Lambda_s > 0$) the Universe always expands.² When radiation dominates the Friedmann equation (2), i.e., at the redshifts larger than the matter-radiation equality, $z > z_{\text{eq}}$, like Λ CDM, Λ_s CDM is also well described by the Tolman model, viz., $a(t) \propto t^{\frac{1}{2}}$. On the other hand, when the radiation is negligible, i.e., for $z > z_{\text{eq}}$, like Λ CDM, Λ_s CDM is also the Friedmann-Lemaître model (see, e.g., Ref. [142]), but with the exception that the cosmological

¹ Note that the signum function implies $p_{DE}(z_\dagger) = -\rho_{DE}(z_\dagger) = 0$; however, this is an artifact of using the signum function to describe the sign switch, and is not fundamental to the model. We could, instead, make use of, e.g., the Heaviside step function which is devoid of this artifact, but this would make no meaningful contribution to our discussions, and would crowd the equations; for this reason, we stick with the familiar signum function. Furthermore, Λ_s CDM can also be extended by modeling the sign switch with smooth sigmoid functions which would allow one to study also the rapidity of the transition, but we leave this possibility to future works.

² In the case where the Universe starts contracting before the cosmological constant switches sign to become positive, one naturally expects the positive cosmological constant to cause an expansion after the switch; however, the resumption of the contraction after the sign switch is a mathematically viable alternative that we do not investigate in this paper due to the clear evidence in favor of the present-day expansion.

constant switches sign at certain time t_{\dagger} . For both of the models, the redshift of the matter-radiation equality is given by $1 + z_{\text{eq}} = 2.38 \times 10^4 \Omega_{\text{m}0} h^2$. For the Λ CDM model, $a_{\text{eq}}/a_0 \sim 3 \times 10^{-4}$ (as $z_{\text{eq}} \sim 3450$ [6]), which corresponds to $t_{\text{eq}} = \int_0^{a_{\text{eq}}} (aH)^{-1} da \sim 5 \times 10^4$ yr. Note that these are negligibly small compared to the present age ($t_0 \sim 13.8$ Gyr [6]) and size (a_0) of the Universe, and it is conceivable that this would not change in a viable cosmological model based on Λ_s CDM. Therefore, for our purposes in this section, it will suffice to proceed below by ignoring radiation, namely, by constructing the scale factor of the Λ_s CDM model by gluing (at $t = t_{\dagger}$) the scale factor of the Friedmann-Lemaître model whose cosmological constant is negative (for $t < t_{\dagger}$), to the one whose cosmological constant is positive (for $t > t_{\dagger}$). Accordingly, the evolution of the scale factor in the Λ_s CDM model reads

$$a(t) = \begin{cases} A^{\frac{1}{3}} \sin^{\frac{2}{3}} \left(\frac{3}{2} \sqrt{\frac{\Lambda_{s0}}{3}} t \right) & \text{for } t \leq t_{\dagger}, \\ A^{\frac{1}{3}} \sinh^{\frac{2}{3}} \left[\frac{3}{2} \left(\sqrt{\frac{\Lambda_{s0}}{3}} t + B \right) \right] & \text{for } t \geq t_{\dagger}, \end{cases} \quad (3)$$

where

$$A = \sinh^{-2} \left[\frac{3}{2} \left(\sqrt{\frac{\Lambda_{s0}}{3}} t_0 + B \right) \right], \quad (4)$$

$$B = \text{arcsinh} \left[\sin \left(\frac{3}{2} \sqrt{\frac{\Lambda_{s0}}{3}} t_{\dagger} \right) - \frac{3}{2} \sqrt{\frac{\Lambda_{s0}}{3}} t_{\dagger} \right],$$

and $t_{\dagger} < 2\pi/\sqrt{3\Lambda_{s0}}$ to ensure $a(t) > 0$ for $t > 0$. To derive this solution, we have normalized the scale factor such that $a(t_0) = 1$ (with t_0 being the cosmic time today), and introduced the initial condition $a(0) = 0$ (i.e., assumed that the Universe started with a big bang, and used a time parametrization such that the big bang was at $t = 0$, which also results in t_0 being the age of the Universe today). Note that, under these boundary conditions, general relativity implies, through the Friedmann equations, that this solution satisfies $A = 8\pi G\rho_{\text{m}0}/\Lambda_{s0}$, which also determines the age of the Universe today for a given $\rho_{\text{m}0}$ and Λ_{s0} using Eq. (4). The assumption of an ever-expanding Universe ($H > 0$) implies the condition $t_{\dagger} < \pi/\sqrt{3\Lambda_{s0}}$, as the cosmological constant must switch to its present-day positive value before (in time) the maximum of the sine function is reached. Fig. 1 illustrates five qualitatively different scenarios varying based on t_{\dagger} . The condition for the ever-expanding Universe, after being used in (3) to find the maximum value possible for $a(t_{\dagger}) = 1/(1+z_{\dagger})$, translates into the following condition on z_{\dagger} :

$$z_{\dagger} > \left(\frac{\Omega_{\Lambda_s 0}}{1 - \Omega_{\Lambda_s 0}} \right)^{\frac{1}{3}} - 1. \quad (5)$$

Note that (5) can also be easily obtained from (2) by enforcing $H > 0$ for all redshift values once the radiation density parameter is neglected. If this condition is

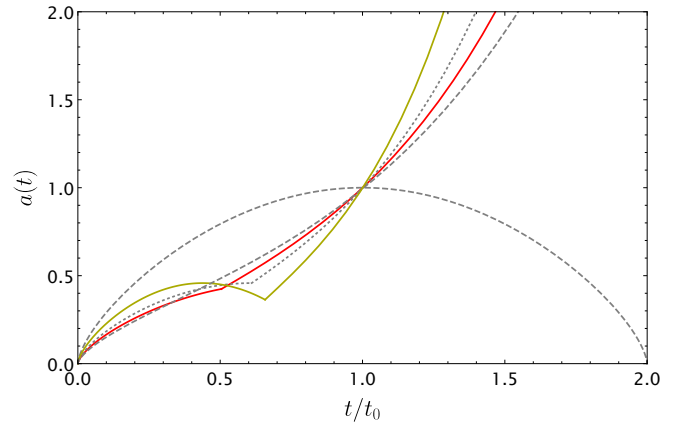


Figure 1. Evolution of the scale factor for various scenarios under the constraints $a(0) = 0$ and $a(t_0) = 1$. The dashed gray curves are the edge cases $t_{\dagger} = 0$ and $t_{\dagger} \rightarrow \infty$, i.e., the standard Friedmann-Lemaître models for a positive cosmological constant (which expands forever), and for a negative cosmological constant (which recollapses), respectively. The red curve corresponds to an ever-expanding Universe, i.e., $t_{\dagger} < \pi/\sqrt{3\Lambda_{s0}}$, and is the most relevant case for this paper. The dark yellow curve is for $t_{\dagger} > \pi/\sqrt{3\Lambda_{s0}}$, and the dotted gray curve is the critical case $t_{\dagger} = \pi/\sqrt{3\Lambda_{s0}}$. Note that radiation is neglected in the figure, but since $t_{\text{eq}}/t_0 \approx 0$ and $a(t_{\text{eq}}) \approx 0$, its inclusion would not result in visible changes.

violated, the Universe enters a contracting phase due to the negative cosmological constant until it switches sign to become positive, which then either restarts the expansion and eventually results in the accelerated expansion of the Universe (dark yellow curve in Fig. 1) or further assists the contraction and causes the Universe to recollapse (not present in Fig. 1). An effect worth noting for the dark yellow curve in Fig. 1 is that the one-to-one correspondence between redshift and cosmic time is broken; hence, observations from the same redshift can correspond to signals coming from two different times. We do not elaborate the possibility of these interesting scenarios in the present work. Therefore, in what follows we proceed under the condition of an ever-expanding Universe, which, for instance, gives $z_{\dagger} > 0.33$ for $\Omega_{\Lambda_s 0} = 0.7$.

The deceleration parameter ($q \equiv -\frac{\ddot{a}}{aH^2}$, where a dot denotes d/dt) for the Λ_s CDM model can simply be written as

$$q = -1 + \frac{3}{2} \left[\frac{\Omega_{\Lambda_s 0} \text{sgn}[z_{\dagger} - z]}{1 - \Omega_{\Lambda_s 0} \text{sgn}[z_{\dagger} - z]} (1+z)^{-3} + 1 \right]^{-1}, \quad (6)$$

where we have neglected radiation. For $z > z_{\dagger}$, it evolves from $q = \frac{1}{2}$ at the matter-dominated epoch toward $q = 2$ as the negative cosmological constant dominates with the expansion of the Universe. This equation is solved for $q(z_c) = 0$ only when $z < z_{\dagger}$, and the solution reads

$$z_c = 2^{\frac{1}{3}} \left(\frac{\Omega_{\Lambda_s 0}}{1 - \Omega_{\Lambda_s 0}} \right)^{\frac{1}{3}} - 1, \quad (7)$$

provided that $z_c < z_\dagger$. For the Λ CDM model, z_c is the redshift at which the Universe enters its accelerated phase since its smoothly varying deceleration parameter should pass through the point $q(z_c) = 0$ before becoming negative. For Λ_s CDM, however, due to the discontinuous features of the model, its deceleration parameter does not need to attain the value $q = 0$ in order to transit to the accelerated phase from the decelerated phase. While z_c defines the redshift at the beginning of the acceleration if $z_c < z_\dagger$, if $z_\dagger < z_c$, $q = 0$ is never satisfied and the deceleration parameter jumps from positive to negative values at z_\dagger which marks the beginning of acceleration in this case (see the dotted gray curve in Fig. 6 for an example, and see Sec. II A for relevant definitions). For example, for $\Omega_{\Lambda_s 0} = 0.7$, in the very extreme case $z_\dagger = 0.33$ allowed by Eq. (5), q jumps from ≈ 0.82 to ≈ -0.25 at z_\dagger , and the acceleration begins. Also, the jerk parameter ($j \equiv \frac{\ddot{a}}{aH^3}$) is undefined at the single point $z = z_\dagger$; however, one may check that, when radiation is neglected, both the Λ CDM and Λ_s CDM models yield $j = 1$ everywhere that it is defined throughout the history of the Universe. Note that, if one considers the sign switch feature of Λ_s CDM as an approximation to a DE density that very rapidly yet smoothly transitions from negative to positive, q is not discontinuous and j is not undefined at any point; instead, q goes through a smooth but very sharp transition [e.g., from $q(0.35) \approx 0.8$ to $q(0.33) \approx -0.25$], and $j \gg 1$ during this short transition period while it is again unity (or almost unity) anywhere else.

A. Analyzing the parameter z_\dagger , and its effects on some cosmological tensions

The deviations of the Λ_s CDM model from the Λ CDM model are controlled by its additional parameter z_\dagger . Before directly confronting the model with observational data in the next section, here we attempt to assess the range and effects of z_\dagger . We notice that Λ_s CDM is exactly the same as Λ CDM at redshifts lower than z_\dagger given that $(\Omega_{\text{m}0}h^2)_{\Lambda_s\text{CDM}} = (\Omega_{\text{m}0}h^2)_{\Lambda\text{CDM}}$ and $\Lambda_{s0} = \Lambda$, while these two models differ at redshifts larger than z_\dagger as $\Lambda_s(z > z_\dagger) = -\Lambda_{s0}$ in Λ_s CDM, yet this difference disappears once again at even larger redshifts, as the corresponding density parameters, $\Omega_{\Lambda_s} = \Lambda_s/(3H^2)$ and $\Omega_\Lambda = \Lambda/(3H^2)$, regardless of whether they yield positive or negative values, rapidly become negligible with increasing redshift in both models. Thus, Λ_s CDM differs from Λ CDM for $z_\dagger < z \ll z_*$; hence, it is, in practice, a post-recombination modification to Λ CDM. However, note that the abrupt-change feature of $H(z)$ in Λ_s CDM (or of the models that are well approximated by such as the gDE) would not be captured by the spline reconstruction of the Hubble parameter in Refs. [82, 143, 144]; hence, it evades their arguments against post-recombination deviations from Λ CDM, and furthermore, since $j(z) = 1$ (neglecting radiation) and we expect $q_0 \sim -0.55$ at $z \sim 0$ for Λ_s CDM as in Λ CDM, a

direct comparison of its H_0 value with the SH0ES Collaboration measurements of H_0 [73, 75] should not be an issue, unlike models with rapidly changing $H(z)$ values for $z \lesssim 0.1$ [145, 146]. The SH0ES H_0 determination is a two-step process: first, anchors, Cepheids, and calibrators are combined to produce a constraint on the type Ia supernovae (SnIa) absolute magnitude M_B , and second, Hubble-flow SnIa data are used to probe the luminosity distance-redshift relation in order to determine H_0 by adopting a cosmography with $q_0 = -0.55$ and $j_0 = 1$ [73] (small deviations from $q_0 = -0.55$ have an insignificant effect on the determined H_0 value [76, 146]). These suggest that, as Λ_s CDM yields $q_0 \sim -0.55$ (see Fig. 6) and $j_0 = 1$, it respects the methodology used by the SH0ES Collaboration to obtain M_B and H_0 ; thus, if Λ_s CDM is to resolve the SH0ES H_0 tension, it is conceivable that it will also be in good agreement with the SH0ES M_B measurement [146, 147].

We now analyze the parameter z_\dagger with respect to the H_0 , Ly- α and Galaxy BAO measurements while the consistency with the CMB data is ensured. To do so, we fix the comoving angular diameter distance to last scattering, $D_M(z_*)$, to that of Λ CDM for Λ_s CDM (we assume $z_* = 1100$ for both models). This is a good guiding principle since once the sound horizon at CMB last scattering, r_* , is given, $D_M(z_*)$ is very strictly constrained in an almost model-independent way by the measurement of the angular acoustic scale θ_* since $D_M(z_*) = r_*/\theta_*$. And, for Λ_s CDM, we expect almost no deviations in the pre-recombination dynamics of the Universe, and hence in r_* , once we fix its $\rho_{\text{m}}(z_*)$ and $\rho_{\text{r}}(z_*)$ values to those of Λ CDM. Fixing $\rho_{\text{m}}(z_*)$ in this way is well justified as this value is very well constrained by the relative heights of the CMB power spectra peaks, and its corresponding baryon density is in good agreement with standard big bang nucleosynthesis (BBN), providing even more confidence. Since $\rho_{\text{r}}(z_*)$ is also fixed by the CMB monopole temperature measurements, the only difference regarding the pre-recombination dynamics would be due to the difference between the values of Λ_s in Λ_s CDM and Λ in Λ CDM, but, since these have negligible corresponding energy densities for $z \geq z_*$, r_* is not significantly affected. We fix $z_* = 1100$ simply because it is a reasonable choice and we do not expect it to affect our argumentation since the relevant integrals are not substantially affected by its sensible deviations. After we fix $D_M(z_*)$ in this way, we can calculate Λ_{s0} using the equality $D_M(z) = c \int_0^z H^{-1}(z') dz'$ for the comoving angular diameter distance at z , which is satisfied for the spatially flat Robertson-Walker (RW) metric. Knowing Λ_{s0} , ρ_{m} and ρ_{r} at a single point allows us to construct $H(z)$ at all times and discuss how z_\dagger modifies $H(z)$ and H_0 with respect to observations using visualization methods similar to those of Ref. [16].

This construction is done in Figs. 2 and 3 based on the results of *Planck* 2018 [6] (see the figure captions for more details) but neglecting the radiation energy density. It is seen from Fig. 2 that Λ_s CDM attains greater

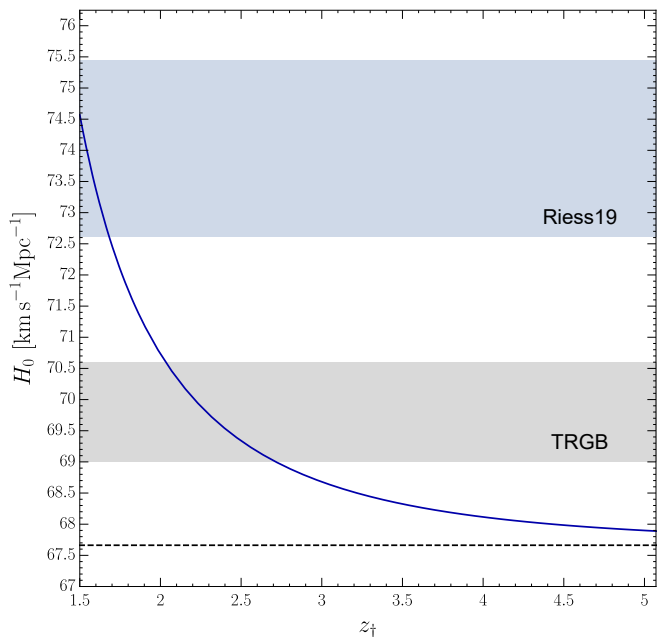


Figure 2. H_0 versus z_{\dagger} for the Λ_s CDM model (solid curve), and the Λ CDM model (dashed line). The values are calculated by fixing $D_M(z_*)$ and $\rho_m(z_*)$ (and hence ρ_{m0}) to that of Λ CDM using the mean values of the *Planck* 2018 TT,TE,EE+lowE+lensing results [6]. The gray band is the model-independent TRGB measurement $H_0 = 69.8 \pm 0.8 \text{ km s}^{-1} \text{ Mpc}^{-1}$ [77] and the blue band is the Cepheid measurement $H_0 = 74.03 \pm 1.42 \text{ km s}^{-1} \text{ Mpc}^{-1}$ [75].

values of H_0 compared to Λ CDM, and z_{\dagger} is inversely correlated with H_0 . Such greater values are a direct consequence of the sudden drop in $H(z)$ due to the negative cosmological constant for $z > z_{\dagger}$ as explained in the Introduction. Additionally, as seen in the top panel of Fig. 3, the drop in $H(z)$ due to the sign switch allows Λ_s CDM to better agree with the Ly- α data; however, this amelioration of the Ly- α discrepancy disappears immediately for $z_{\dagger} \gtrsim 2.4$. Moreover, as z_{\dagger} increases, H_0 decreases, approaching the value of Λ CDM as $z_{\dagger} \rightarrow \infty$. This is because of two reasons: first, as z_{\dagger} increases, the portion of the $D_M(z_*)$ integral that is over negative values of Λ_s decreases and hence requires less compensation from the positive Λ_s portion including H_0 ; second, as z_{\dagger} increases, the sign-switching feature of Λ_s becomes rapidly less effective since, for large z_{\dagger} , matter is the dominant energy component of the Universe at the time of the sign switch and the effect of negative Λ_s on the evolution of $H(z)$ is negligible. If we consider $z_{\dagger} = 3$, just before the cosmological constant becomes negative ($z \rightarrow z_{\dagger}^-$), the matter already is by far the dominant component of the Universe, viz., $\Omega_m(z = 3) \approx 0.96$ corresponding to only $|\Omega_{\Lambda_s}/\Omega_m| \approx 0.04$. It is intriguing that, for $z_{\dagger} = 2.3$, which is almost as high as z_{\dagger} can get without losing the improved agreement with the Ly- α data, the H_0 value is in excellent agreement with $H_0 = 69.8 \pm 0.8 \text{ km s}^{-1} \text{ Mpc}^{-1}$ [77] (re-

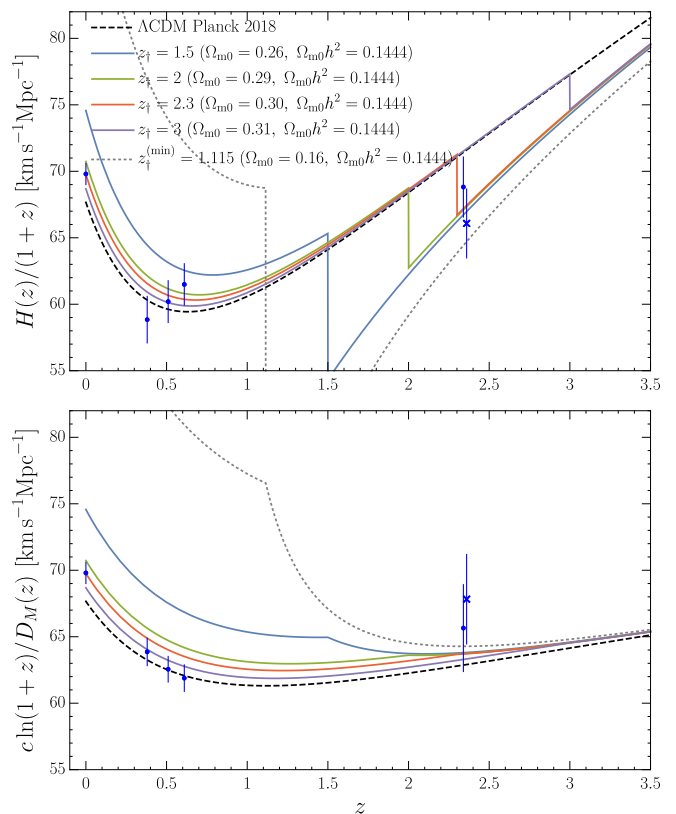


Figure 3. Comoving Hubble parameter and the comoving angular diameter distance versus redshift for various z_{\dagger} values for the Λ_s CDM model. All of the plots are drawn by fixing $D_M(z_*)$ and $\rho_m(z_*)$ (and hence fixing ρ_{m0}) to that of the Λ CDM model using mean values of the *Planck* 2018 TT,TE,EE+lowE+lensing results. We consider the observational $H(z)$ values (blue error bars), $H_0 = 69.8 \pm 0.8 \text{ km s}^{-1} \text{ Mpc}^{-1}$ from the TRGB [77], consensus Galaxy BAO (from $z_{\text{eff}} = 0.38, 0.51, 0.61$) and DR14 Ly- α BAO (from $z_{\text{eff}} = 2.34, 2.35$) [84, 85, 148].

vised as $H_0 = 69.6 \pm 0.8 \text{ km s}^{-1} \text{ Mpc}^{-1}$ in Ref. [79]) from a recent calibration of the tip of the red giant branch (TRGB) applied to type Ia supernovae. Both of these effects on H_0 and $H(z \approx 2.34)$ suggest that Λ_s CDM might be most effective for $z_{\dagger} \lesssim 2.34$. In line with this, as Fig. 2 demonstrates, H_0 is greater for smaller values of z_{\dagger} ; for $z_{\dagger} = 1.5$, H_0 goes up to $\approx 74.5 \text{ km s}^{-1} \text{ Mpc}^{-1}$, so $z_{\dagger} > 1.5$ covers all the recent local measurements of H_0 , including the largest H_0 estimations by the SH0ES Collaboration (see Refs. [73–79]). However, looking at the bottom panel of Fig. 3, we see that as z_{\dagger} gets smaller, a greater tension with the comoving angular diameter distance measurements from Galaxy BAO data is generated. In fact, Fig. 3 seems to suggest that the smaller the value of z_{\dagger} , the greater the tension with the Galaxy BAO data, and the extent of this effect in limiting the increase in H_0 is not clear without a robust observational analysis.

The discrepancy of the latest SH0ES H_0 determina-

tion $H_0^{\text{R20}} = 73.2 \pm 1.3 \text{ km s}^{-1} \text{ Mpc}^{-1}$ [76] and ΛCDM *Planck* 2018 constraint $H_0 = 67.36 \pm 0.54 \text{ km s}^{-1} \text{ Mpc}^{-1}$ [6] is equivalent to the discrepancy of the Pantheon SNIa absolute magnitudes, which have a value $M_B^{\text{Planck}} = -19.401 \pm 0.027 \text{ mag}$ [149] when calibrated using the CMB sound horizon and propagated via BAO measurements to low z (inverse distance ladder, $z \simeq 1100$), in significant tension (3.4σ) with the value $M_B^{\text{R20}} = -19.244 \pm 0.037 \text{ mag}$ [146] (using Pantheon SNIa data set [150]) when the calibration is done using Cepheid stars at $z < 0.01$. This tension is reflected in the inferred SNIa absolute magnitudes from $M_{B,i} = m_{B,i} - \mu(z_i)$ [where $\mu(z_i) = 5 \log_{10} \left[\frac{1+z_i}{10 \text{ pc}} \int_0^{z_i} \frac{cdz}{H(z)} \right]$ is the distance modulus for the spatially flat RW metric and $m_{B,i}$ is the measured apparent magnitude of the supernovae at redshift z_i ($z_i > 0.01$)] using the distance modulus corresponding to the ΛCDM *Planck* 2018 curve in Fig. 3, which are in tension with M_B^{R20} from Cepheid calibrators (see black error bars in Fig. 4 and the caption of the figure for information about the $m_{B,i}$ data that we used). On the other hand, we see from the figure that, for $z_{\dagger} = 2.3$ (red bars) (i.e., when $\Lambda_s\text{CDM}$ agrees with the TRGB H_0 measurement) the inferred $M_{B,i}$ values are systematically shifted upwards, relaxing the tension with M_B^{R20} , and for $z_{\dagger} = 1.5$ (blue bars) (i.e., when $\Lambda_s\text{CDM}$ agrees with the SH0ES H_0 measurement) the estimated absolute magnitudes from $\Lambda_s\text{CDM}$ are in excellent agreement with M_B^{R20} . It is no surprise that $\Lambda_s\text{CDM}$ results in greater $M_{B,i}$ values compared to ΛCDM for $z < z_{\dagger}$, because it is guaranteed that, compared to ΛCDM with the same $D_M(z_*)$ and $\Omega_{m0}h^2$ values, $\Lambda_s\text{CDM}$ has greater $H(z < z_{\dagger})$ values making its $\mu(z < z_{\dagger})$ smaller. A subtler point is that, although $H(z > z_{\dagger})$ is smaller for $\Lambda_s\text{CDM}$, it will keep resulting in greater $M_{B,i}$ values up to $z \sim z_*$ since the smaller value of the $\mu(z)$ of $\Lambda_s\text{CDM}$ catches up to that of ΛCDM only at the redshift to which their angular diameter distance is equal, i.e., at last scattering for which $D_M(z_*)$ is the same among these models. In addition, since smaller z_{\dagger} values amplify the above-mentioned deviance of $\Lambda_s\text{CDM}$, $M_{B,i}$ are inversely correlated with z_{\dagger} just as H_0 is. An important point is that $\Lambda_s\text{CDM}$ not only systematically results in higher $M_{B,i}$ values, but also respects the internal consistency of the SH0ES measurements by simultaneously matching their H_0 and M_B constraints [73–76, 146, 147]. This is not true in general for models with deviations from ΛCDM at low redshifts, e.g., models with a dynamical DE equation-of-state parameter, or models of smoothly nonminimally interacting DE [145, 146, 151–154]; however, see Ref. [155] for an analysis in this context excluding CMB data, and Refs. [156–159] for astrophysical (rather than cosmological) approaches addressing the M_B tension.

As a final remark for this section, we notice that the condition for an ever-expanding Universe given in Eq. (5) implies

$$z_{\dagger}^{(\text{min})} = \left(\frac{h_{(\text{max})}^2}{\omega_m} - 1 \right)^{\frac{1}{3}} - 1, \quad (8)$$

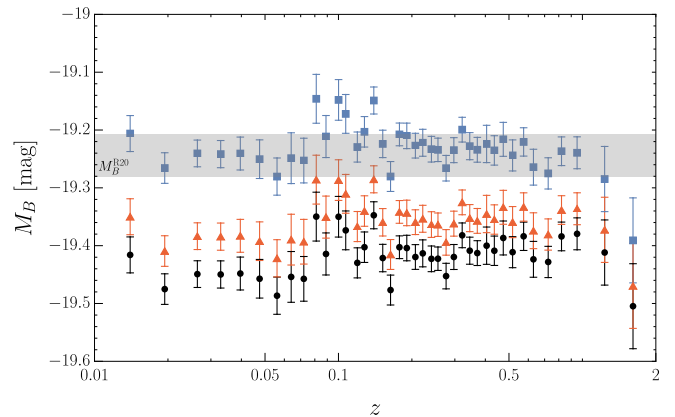


Figure 4. Inferred SNIa absolute magnitudes $M_{B,i} = m_{B,i} - \mu(z_i)$ of the binned Pantheon sample containing SNIa apparent magnitudes $m_{B,i}$ (with 68% C.L. error bars) [150] for the distance moduli $\mu(z_i)$ assuming $z_{\dagger} = 1.5$ (blue) (which is in excellent agreement with the SH0ES H_0 value), $z_{\dagger} = 2.3$ (red) (which is in excellent agreement with the TRGB H_0 value), and ΛCDM *Planck* 2018 (black), all calculated using the corresponding $H(z)$ functions given in Fig. 3 with matching colors. The grey bar is the 68% C.L. constraint from Cepheid calibrations [146].

where $\omega_m \equiv \Omega_{m0}h^2 \propto \rho_{m0}$ and $h_{(\text{max})}^2$ is the maximum h value attainable while satisfying the constraint on $D_M(z_*)$ by the ever-expanding $\Lambda_s\text{CDM}$ Universe for a given ω_m . This also determines $\Omega_m^{(\text{min})}$, and thereby

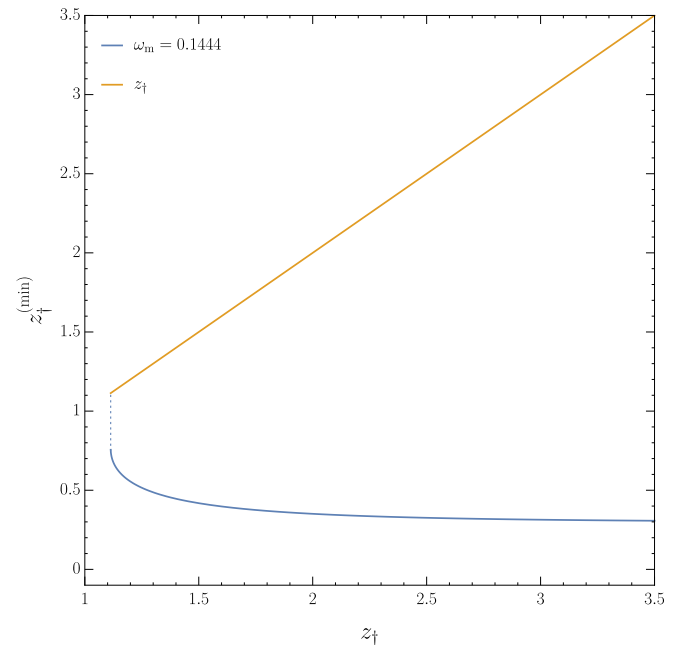


Figure 5. We solve numerically that $z_{\dagger}^{(\text{min})} \approx 1.1$. The point of intersection of the straight line (orange) and the curve (blue), is the solution of Eq. (8).

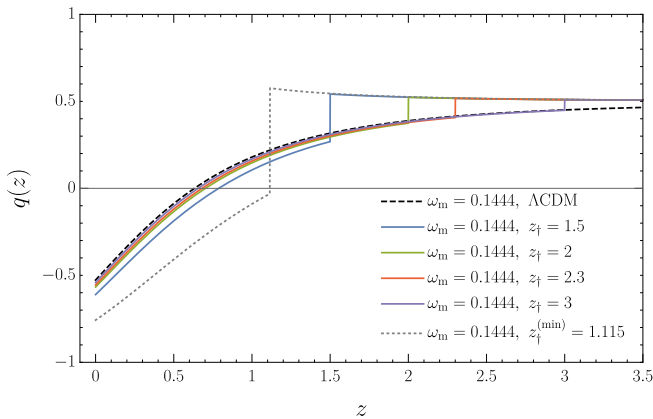


Figure 6. Evolution of the deceleration parameter $q(z)$ for various z_{\dagger} values, including $z_{\dagger} \approx z_{\dagger}^{(\min)}$, corresponding to Fig. 3.

$\Omega_{\Lambda}^{(\max)}$ as well. We solve numerically that $z_{\dagger}^{(\min)} \approx 1.1$ for $\omega_m = 0.1444$ (this value is chosen based on *Planck* 2018 [6] as in Fig. 3); see Fig. 5. We plot the deceleration parameter in Fig. 6 for z_{\dagger} values, including $z_{\dagger} \approx z_{\dagger}^{(\min)}$ for which the acceleration starts at z_{\dagger} and not z_c . It is astonishing that even for this extreme value $z_{\dagger} = 1.115$, which is approximately the limit of the ever-expanding Universe condition we obtained while ensuring the consistency with the *Planck* CMB data, the good representation of the Ly- α data remains, as seen in Fig. 3. This shows that it is an intrinsic feature of the Λ_s CDM scenario, which provides an AdS background for $z > z_{\dagger}$, to be consistent with the available cosmological data from $z \gtrsim 1$.

To summarize, the Λ_s CDM model has the potential to resolve both the H_0 and M_B tensions while remaining consistent with the CMB data; the pre-recombination physics were practically untouched in this analysis. The model comes with the additional benefit of better agreeing with the Ly- α measurements for $z_{\dagger} \lesssim 2.34$. However, the comoving angular diameter distance measurements from Galaxy BAO oppose the amelioration in H_0 and $M_{B,i}$ by insisting that z_{\dagger} does not attain very small values. This opposition may permit a partial alleviation of the H_0 tension rather than its resolution when, e.g., $H_0 = 74.03 \pm 1.42 \text{ km s}^{-1} \text{ Mpc}^{-1}$ from the Cepheid measurement of H_0 [75] is considered; however, it may allow for a full resolution if one considers $H_0 = 69.8 \pm 0.8 \text{ km s}^{-1} \text{ Mpc}^{-1}$ from the TRGB measurement of H_0 [77], which might prove to be sufficient with forthcoming observations. There appears to be an interval $1.5 \lesssim z_{\dagger} \lesssim 2.34$ where the comoving angular diameter distance data of Galaxy BAO can reconcile with the Ly- α BAO and H_0 measurements within Λ_s CDM. The observational analysis in the next section will reveal how efficient the features of the Λ_s CDM model can work to alleviate the tensions prevailing in the standard cosmological model when confronted with data.

III. OBSERVATIONAL CONSTRAINTS AND RESULTS

Considering the background and perturbation dynamics, in what follows we explore the full parameter space of the Λ_s CDM model and, for comparison, that of the standard Λ CDM model. The baseline seven free parameters of the Λ_s CDM model are:

$$\mathcal{P} = \{\omega_b, \omega_c, \theta_s, A_s, n_s, \tau_{\text{reio}}, z_{\dagger}\}, \quad (9)$$

where the first six parameters are the baseline parameters of the standard Λ CDM model: $\omega_b = \Omega_b h^2$ and $\omega_c = \Omega_c h^2$ are the physical density parameters of baryons and cold dark matter today, respectively, θ_s is the ratio of the sound horizon to the angular diameter distance at decoupling, A_s is the power of the primordial curvature perturbations at $k = 0.05 \text{ Mpc}^{-1}$, n_s is the power-law index of the scalar spectrum, and τ_{reio} is the Thomson scattering optical depth due to reionization. We use uniform priors $\omega_b \in [0.018, 0.024]$, $\omega_c \in [0.10, 0.14]$, $100 \theta_s \in [1.03, 1.05]$, $\ln(10^{10} A_s) \in [3.0, 3.18]$, $n_s \in [0.9, 1.1]$, and $\tau_{\text{reio}} \in [0.04, 0.125]$ for the common free parameters of model parameters and $z_{\dagger} \in [1, 3]$ for the additional free parameter of Λ_s CDM, which is determined in accordance with the discussions regarding z_{\dagger} in Sec. II A.

In order to constrain the models, we use the latest *Planck* CMB and BAO data: we use the recently released full *Planck* (2018) [6] CMB temperature and polarization data which consist of the low- l temperature and polarization likelihoods at $l \leq 29$, temperature (TT) at $l \geq 30$, polarization (EE) power spectra, and cross correlation of temperature and polarization (TE). The *Planck* (2018) CMB lensing power spectrum likelihood [160] is also included. Along with the *Planck* CMB data, we consider the high-precision Baryon Acoustic Oscillation measurements (BAO) at different redshifts up to $z = 2.36$, viz., Ly- α DR14, BAO-Galaxy consensus, MGS and 6dFGS as presented in [3, 84, 85, 148, 161, 162]. It is worth noting that we include Ly- α measurements in our BAO compilation as they have a substantial impact on the parameters of Λ_s CDM, whereas they have a minor impact on the parameters of Λ CDM, which is why they were excluded from the default BAO compilation by the *Planck* (2018) Collaboration [6]. We do not include BBN constraints on ω_b so that we can compare the constraints on ω_b predicted from our analysis for different models with those from BBN without bias. We have implemented the model in a modified version of the CosmoMC [163] code to sample over the parameter space and produce posterior distributions; and used the MCEvidence [164] algorithm to compute the Bayesian evidence used to perform a model comparison through the Jeffreys' scale [165]. See Ref. [166], and references therein, for an extended review of the cosmological parameter inference and model selection procedure. We obtain the observational constraints on all of the parameters of the models— Λ_s CDM, Λ_s CDM+ $z_{\dagger} = 2.32$ (a particular case of Λ_s CDM), and Λ CDM (for comparison purposes)—by using first only

Table I. Constraints (68% C.L.) on the free and some derived parameters of the Λ_s CDM and standard Λ CDM models for CMB and CMB+BAO data. The parameter H_0 is measured in units of $\text{km s}^{-1} \text{Mpc}^{-1}$. In the last three rows, the best fit ($-2 \ln \mathcal{L}_{\text{max}}$), the log-Bayesian evidence ($\ln \mathcal{Z}$), and the relative log-Bayesian evidence $\Delta \ln \mathcal{Z} = \ln \mathcal{Z}_{\text{reference}} - \ln \mathcal{Z}$ are listed.

| Data set | CMB | | | CMB+BAO | | |
|-----------------------------------|-----------------------|-----------------------|---------------------------------------|-----------------------|-----------------------|---------------------------------------|
| | Λ CDM | Λ_s CDM | Λ_s CDM+ $z_{\dagger} = 2.32$ | Λ CDM | Λ_s CDM | Λ_s CDM+ $z_{\dagger} = 2.32$ |
| $10^2 \omega_b$ | 2.235 ± 0.015 | 2.238 ± 0.015 | 2.238 ± 0.015 | 2.244 ± 0.013 | 2.231 ± 0.014 | 2.230 ± 0.013 |
| ω_c | 0.1201 ± 0.0014 | 0.1197 ± 0.0013 | 0.1199 ± 0.0013 | 0.1189 ± 0.0009 | 0.1208 ± 0.0011 | 0.1209 ± 0.0009 |
| $100\theta_s$ | 1.04090 ± 0.00031 | 1.04093 ± 0.00030 | 1.04091 ± 0.00031 | 1.04102 ± 0.00029 | 1.04081 ± 0.00029 | 1.04080 ± 0.00029 |
| $\ln(10^{10} A_s)$ | 3.044 ± 0.016 | 3.043 ± 0.016 | 3.043 ± 0.016 | 3.045 ± 0.016 | 3.043 ± 0.016 | 3.043 ± 0.016 |
| n_s | 0.9646 ± 0.0043 | 0.9657 ± 0.0044 | 0.9655 ± 0.0044 | 0.9673 ± 0.0037 | 0.9633 ± 0.0039 | 0.9632 ± 0.0036 |
| τ_{reio} | 0.0543 ± 0.0078 | 0.0542 ± 0.0078 | 0.0541 ± 0.0078 | 0.0559 ± 0.0078 | 0.0530 ± 0.0077 | 0.0526 ± 0.0075 |
| z_{\dagger} | — | unconstrained | [2.32] | — | 2.44 ± 0.29 | [2.32] |
| Ω_m | 0.3162 ± 0.0084 | 0.2900 ± 0.0160 | 0.2967 ± 0.0086 | 0.3090 ± 0.0059 | 0.3035 ± 0.0062 | 0.3029 ± 0.0060 |
| H_0 | 67.29 ± 0.60 | 70.22 ± 1.78 | 69.42 ± 0.71 | 67.81 ± 0.44 | 68.82 ± 0.55 | 68.91 ± 0.48 |
| σ_8 | 0.8117 ± 0.0076 | 0.8223 ± 0.0098 | 0.8186 ± 0.0074 | 0.8090 ± 0.0073 | 0.8207 ± 0.0080 | 0.8215 ± 0.0071 |
| S_8 | 0.8332 ± 0.0163 | 0.8071 ± 0.0210 | 0.8138 ± 0.0166 | 0.8219 ± 0.0127 | 0.8255 ± 0.0128 | 0.8264 ± 0.0126 |
| $-2 \ln \mathcal{L}_{\text{max}}$ | 1386.52 | 1385.73 | 1386.56 | 1394.32 | 1393.77 | 1393.54 |
| $\ln \mathcal{Z}$ | -1424.19 | -1424.22 | -1423.50 | -1431.46 | -1432.77 | -1431.89 |
| $\Delta \ln \mathcal{Z}$ | 0.69 | 0.72 | 0 | 0 | 1.31 | 0.43 |

the CMB data and then the combined CMB+BAO data.

Table I displays the constraints at 68% confidence level (CL) on the free parameters— $10^2 \omega_b$, ω_c , $100\theta_s$, $\ln(10^{10} A_s)$, n_s , τ_{reio} , and z_{\dagger} —as well as some derived parameters—the dust density parameter today Ω_m , the Hubble constant H_0 , the amplitude of matter fluctuation on $8h^{-1} \text{Mpc}$ comoving scale σ_8 , and the combination $S_8 \equiv \sigma_8 \sqrt{\Omega_m/0.3}$ —from CMB and CMB+BAO data sets separately. We notice tight constraints on all of the model parameters from the combined CMB+BAO data, as expected. The additional parameter z_{\dagger} in Λ_s CDM is not constrained by the CMB data alone, as may also be seen from Fig. 7 where the one-dimensional marginalized distributions of z_{\dagger} are shown from the CMB and CMB+BAO data.

In Fig. 7, we see that the one-dimensional marginalized distribution for z_{\dagger} is quite flat for the CMB-only analysis (the green curve). The CMB data is insensitive to the value of z_{\dagger} and cannot constrain it, as mentioned in Table I, because for any $z_{\dagger} \in [1.5, 3]$ with $\omega_b + \omega_c \sim 0.14$, there exists a Λ_{s0} value for which the comoving angular diameter distance to last scattering fits the CMB measurements. When the BAO data are included in the analysis (the red curve), however, the shape of the distribution changes dramatically, and we see a clear peak at $z_{\dagger} \approx 2.3$. This is in line with the discussions in the previous section regarding the Ly- α and Galaxy BAO (SDSS DR14) data. We read off from Fig. 7 that z_{\dagger} must be larger than approximately 1.75. The existence of a robust lower bound for z_{\dagger} is no surprise, as we anticipated in the previous section from Fig. 3 that smaller z_{\dagger} values correspond to higher tension with respect to the Galaxy

BAO measurements. This behavior, in turn, decreases the probability of z_{\dagger} for values smaller than $z_{\dagger} \approx 2.3$ just before (in redshift) the redshift of the Ly- α measurements from $z \approx 2.34$. On the other hand, we also see that there is a strong preference for $z_{\dagger} \lesssim 2.4$ since for these z_{\dagger} values the Λ_s CDM model has substantially better agreement with the Ly- α measurements, which is immediately lost for $z_{\dagger} \gtrsim 2.4$; just after (in redshift) the redshift of the Ly- α measurements from $z \approx 2.34$, there is still a plateau-like tail for $z_{\dagger} \gtrsim 2.4$ that is reminiscent of the green curve with the addition of a noticeable but insignificant trend towards larger z_{\dagger} values. We refer the readers to Ref. [44] for a similar but more pronounced behavior caused by the Ly- α data (BOSS DR11) in gDE. Once z_{\dagger} is restricted to this interval, the fit to the Ly- α data is essentially unaffected by the value of z_{\dagger} and the data set is insensitive to z_{\dagger} , similar to the CMB-only analysis, except for the slight preference of the larger z_{\dagger} values due to the presence of the Galaxy BAO data. In summary, the Ly- α data prefers $z_{\dagger} < 2.34$ and the Galaxy BAO data pushes z_{\dagger} to large values as much as possible; Fig. 7 reflects the competition between the two results in the peak at $z_{\dagger} \approx 2.3$. The asymmetric shape of the posterior for z_{\dagger} that is not suitable to be approximated by a Gaussian or another standard distribution renders it not easily interpretable. For this reason, we also study a restriction of the Λ_s CDM model denoted by “ Λ_s CDM+ $z_{\dagger} = 2.32$ ” for which the only difference compared to Λ_s CDM is that z_{\dagger} is fixed to 2.32, leaving 6 free parameters behind as in Λ CDM. The justification for our choice $z_{\dagger} = 2.32$ is as follows. In Ref. [44], it was the mean value of the constraints on z_{\dagger} (denoted by

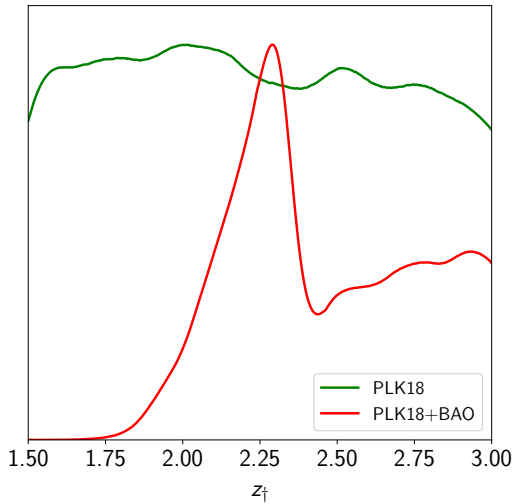


Figure 7. One-dimensional marginalized distributions of the additional free parameter z_{\dagger} of the Λ_s CDM model.

z_* there) both when λ was free and was chosen with a large negative value making the gDE density behave like a step function imitating a sign-switching cosmological constant. Also, $z_{\dagger} = 2.32$ is just slightly smaller than the redshift of the Ly- α measurements $z \approx 2.34$, and is supposed to provide better agreement with the Ly- α measurements; this value is also very close to both the peak and the mean of the red posterior in Fig. 7. The constraints on the Λ_s CDM+ $z_{\dagger} = 2.32$ model parameters are given in Table I.

In Fig. 8 we show the two-dimensional (68% and 95% C.L.) marginalized distributions of H_0 versus z_{\dagger} from the CMB-only data set (green contours), and the combined CMB+BAO data set (red contours). We notice a negative correlation between these two parameters, as expected (see Sec. II A). Since z_{\dagger} is not constrained by the CMB-only data set, the green contours scan the whole range of z_{\dagger} ; also, as we anticipated from Fig. 2, they encompass even the largest model-independent measurements of H_0 up to $\sim 74 \text{ km s}^{-1} \text{ Mpc}^{-1}$. Due to their strong correlation, the constraints on z_{\dagger} are also directly reflected in H_0 , and the exclusion of low z_{\dagger} values by the Galaxy BAO data corresponds to the exclusion of the highest H_0 values. For the CMB+BAO data set, $2.15 < z_{\dagger} < 2.73$ at 68% C.L., as can be read from Table I, and this prevents the red contours from containing H_0 values as high as the green one, yet $H_0 = 68.82 \pm 0.55 \text{ km s}^{-1} \text{ Mpc}^{-1}$ ($H_0 = 68.91 \pm 0.48 \text{ km s}^{-1} \text{ Mpc}^{-1}$ for the Λ_s CDM+ $z_{\dagger} = 2.32$) at 68% C.L., is larger than $H_0 = 67.81 \pm 0.4 \text{ km s}^{-1} \text{ Mpc}^{-1}$ (68% C.L.) of the Λ CDM prediction, and in good agreement with the model-independent TRGB measurement $H_0 = 69.8 \pm 0.8 \text{ km s}^{-1} \text{ Mpc}^{-1}$ (68% C.L.) [77]. Since the impact of the sign switch feature becomes less effective for larger z_{\dagger} values, both contours approach the Λ CDM interval of H_0 for large z_{\dagger} , but the error margin is larger for Λ_s CDM due to the additional errors contributed by the

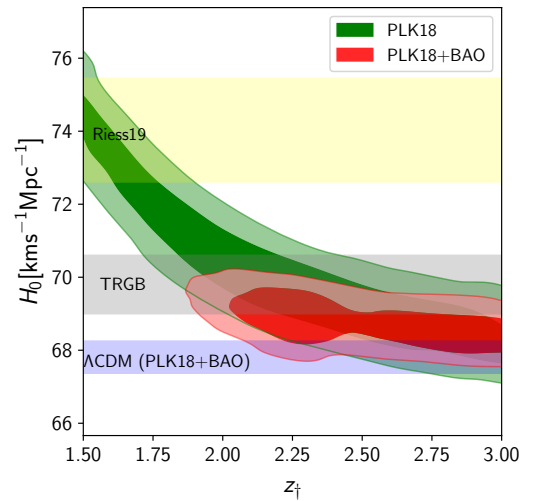


Figure 8. Two-dimensional (68% and 95% C.L.) marginalized distributions of H_0 versus z_{\dagger} for the Λ_s CDM model, showing a negative correlation between the two parameters, which implies that smaller values of z_{\dagger} correspond to larger values of H_0 .

uncertainty of the extra free parameter z_{\dagger} . Complimentary to the discussion in this paragraph, in Fig. 9 we show the two-dimensional (68% and 95% C.L.) marginalized distributions of H_0 versus Ω_m from CMB+BAO data, which shows how the H_0 tension is relaxed in Λ_s CDM compared to Λ CDM. There is a negative correlation between H_0 and Ω_m for all three models. Λ_s CDM does not overlap with Λ CDM even at 95% C.L.; this separation is even more pronounced when the $z_{\dagger} = 2.32$ restriction is considered. Unsurprisingly, Λ_s CDM+ $z_{\dagger} = 2.32$ is contained within Λ_s CDM and is tightly constrained just like Λ CDM which has the same number of free parameters.

We have discussed in Sec. II A that, within the Λ_s CDM model, the amelioration of the SH0ES H_0 tension is accompanied by an amelioration of the M_B tension respecting the internal consistency of the SH0ES measurements of these parameters. We have shown with a preliminary analysis that $M_{B,i}$ values calculated by subtracting the distance modulus from the apparent magnitudes of the binned Pantheon sample [150] should be greater for Λ_s CDM compared to the standard model. In this section, we do the same $M_{B,i}$ calculations, but now we compute the distance modulus values directly from our data analysis; indeed, we see in Fig. 10 (the observational counterpart of Fig. 4) that the Λ_s CDM models result in $M_{B,i}$ values that are systematically higher than those of Λ CDM (as they do for H_0 values) and have better agreement with the M_B^{R20} value (as they do with local measurements of H_0). For the CMB-only analysis in the top panel, the unrestricted Λ_s CDM, which has the highest H_0 value agreeing the best with the SH0ES value, has also the best agreement with the M_B^{R20} value among the three models. When BAO is included in the data set, the restricted Λ_s CDM, compared to the other two models,

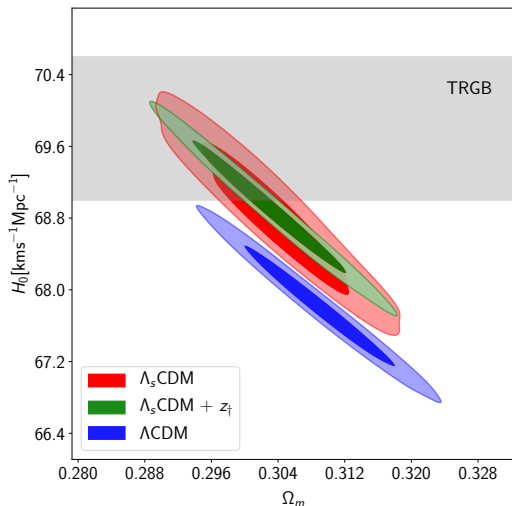


Figure 9. Two-dimensional (68% and 95% C.L.) marginalized distributions of H_0 versus Ω_m from CMB+BAO data, showing how the H_0 tension is relaxed in the Λ_s CDM model compared to the Λ CDM model wherein the horizontal gray band is for the model-independent TRGB H_0 measurement $H_0 = 69.8 \pm 0.8 \text{ km s}^{-1} \text{ Mpc}^{-1}$ [77].

has the better agreement with the SH0ES H_0 value and thus (as seen from the bottom panel of Fig. 10) also with M_B^{R20} . Λ CDM, on the other hand, performs substantially worse for both the CMB-only and the combined CMB+BAO analyses. As the M_B and SH0ES H_0 tensions are almost equivalent for Λ_s CDM, just like they are for Λ CDM, the Galaxy BAO data (which effectively puts an upper bound on the H_0 values Λ_s CDM can achieve), in parallel, also puts an upper bound on its $M_{B,i}$ predictions, limiting the success of the model in alleviating these tensions.

We see that there are certain distinctions between the CMB and the CMB+BAO analyses when parameters related to matter densities are considered. As seen from Table I, the CMB-only analysis puts very similar constraints (within $\sim 1\sigma$ of each other) on ω_b , ω_c , and hence $\omega_m \equiv \omega_b + \omega_c$ for all three models, while the constraints on Ω_m vary among the models. In this case, all three ω_b values present similar discrepancies compared to the BBN constraint $10^2 \omega_b = 2.166 \pm 0.019$ (namely, $10^2 \omega_b = 2.166 \pm 0.015 \pm 0.011$, where the first error term is due to the uncertainty in the measurement of the primordial deuterium abundance and the second error term is due to the uncertainty in the BBN calculations) [167]. Note that this BBN constraint is based on the $d(p, \gamma)^3\text{He}$ reaction rate computed in Ref. [168]. Interestingly, including the BAO data in the analysis puts similar constraints on Ω_m (within $\sim 1\sigma$ of each other) for all three models while letting ω_b and ω_c vary among the models. This has some important consequences. First, the BAO data pull $\omega_m = \Omega_m h^2$ towards smaller values for Λ CDM but towards greater values for both of the Λ_s CDM models; given the similar Ω_m values for all three, this re-

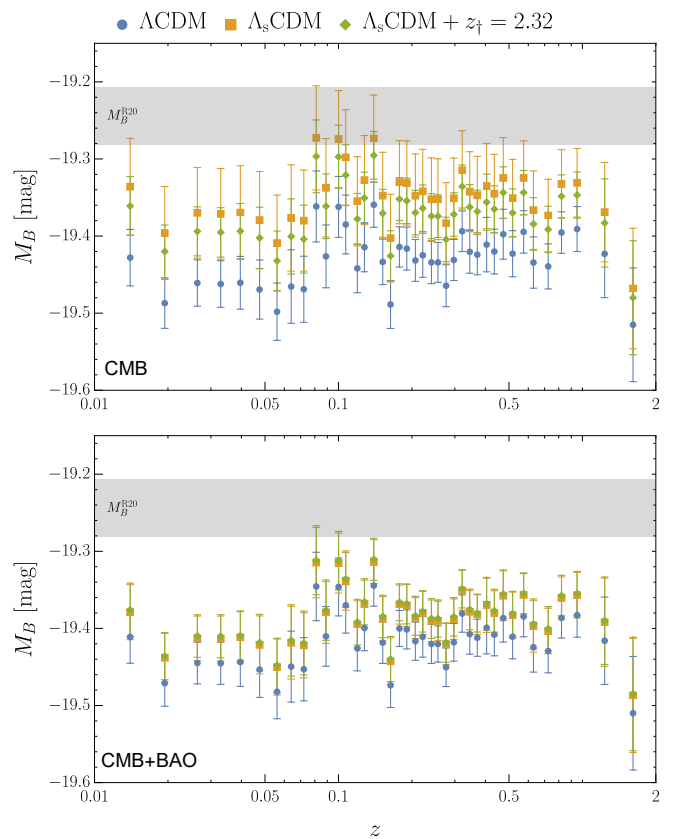


Figure 10. Observational counterpart of Fig. 4 for the CMB-only (top panel) and combined CMB+BAO (bottom panel) analyses. The constraints on the absolute magnitudes ($M_{B,i}$) are obtained from $M_{B,i} = m_{B,i} - \mu(z_i)$ by using the apparent magnitudes ($m_{B,i}$) of the binned Pantheon SNIa sample [150] and the constraints we obtained at 68% C.L. on the distance modulus values $\mu(z_i)$ for the corresponding SNIa data points.

sults in higher H_0 values for the Λ_s CDM models compared to Λ CDM. Second, ω_b follows a reverse trend for all models compared to ω_m , i.e., the BAO data pull ω_b towards greater values for Λ CDM while it is pulled towards smaller values for both of the Λ_s CDM models. Thus, with the inclusion of the BAO data, the discrepancy with the BBN constraint for ω_b worsens for Λ CDM while relaxes for the Λ_s CDM models. We wonder if this amelioration for the Λ_s CDM model could be improved if the Galaxy BAO data were not present in the analysis. Note that in Ref. [167] they also presented the value $10^2 \omega_b = 2.235 \pm 0.037$ (namely, $10^2 \omega_b = 2.235 \pm 0.016 \pm 0.033$) when the empirical $d(p, \gamma)^3\text{He}$ reaction rate in Ref. [169] was used; even in this case, the Λ_s CDM models are in better agreement with the BBN constraint for ω_b when the CMB+BAO data set is considered.

In Fig. 11 (the observational counterpart of the top panel of Fig. 3), obtained by using the `fgivenx` PYTHON package [170], we show $H(z)/(1+z)$ versus z with probability regions up to 95% C.L. (the darker implies more probable, as shown in the color bar) for CMB (left

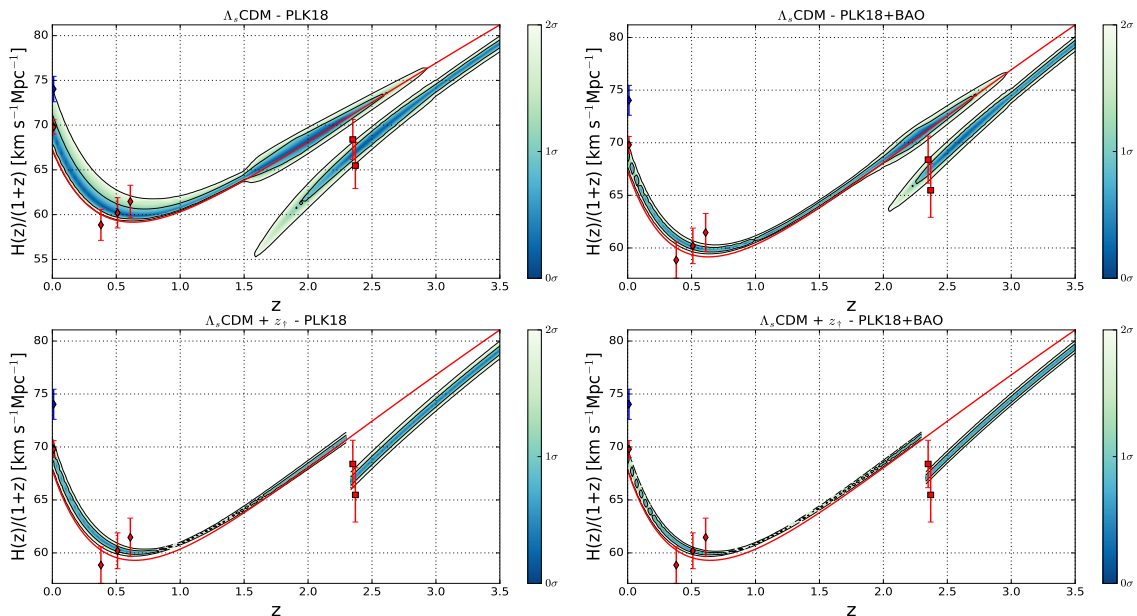


Figure 11. $H(z)/(1+z)$ versus z with 68% and 95% error regions in case of CMB (left panel) and CMB+BAO (right panel) data, showing how the Ly- α data tension is relaxed in the Λ_s CDM model compared to the Λ CDM model, wherein the red curve stands for the Λ CDM model corresponding to the mean values of the parameters. We show the observational $H(z)$ values (error bars): $H_0 = 69.8 \pm 0.8 \text{ km s}^{-1} \text{ Mpc}^{-1}$ from the TRGB H_0 [77], $H_0 = 74.03 \pm 1.42 \text{ km s}^{-1} \text{ Mpc}^{-1}$ from the Cepheid measurement H_0 [75], BAO Galaxy consensus (from $z_{\text{eff}} = 0.38, 0.51, 0.61$), and Ly- α DR14 (from $z_{\text{eff}} = 2.34, 2.35$) [85, 148].

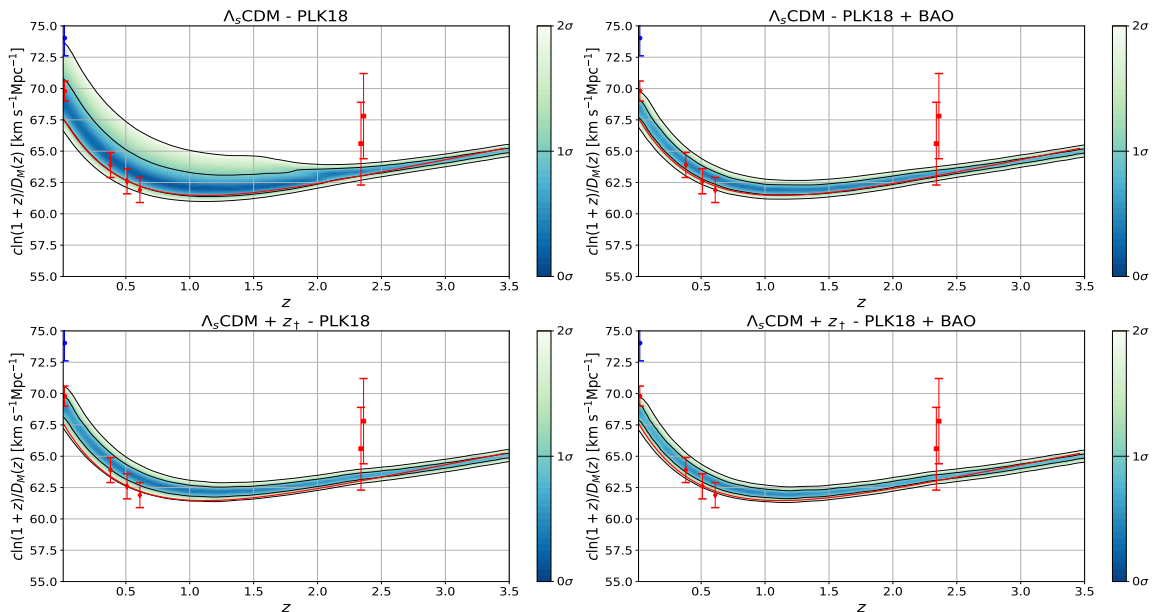


Figure 12. $c \ln(1+z)/D_M(z) \equiv \mathcal{D}(z)$ versus z with 68% and 95% error regions in case of CMB (left panel) and CMB+BAO (right panel) data. We show the observational $H(z)$ values (error bars): $H_0 = 69.8 \pm 0.8 \text{ km s}^{-1} \text{ Mpc}^{-1}$ from the TRGB H_0 [77], $H_0 = 74.03 \pm 1.42 \text{ km s}^{-1} \text{ Mpc}^{-1}$ from the Cepheid measurement H_0 [75], BAO Galaxy consensus (from $z_{\text{eff}} = 0.38, 0.51, 0.61$), and Ly- α DR14 (from $z_{\text{eff}} = 2.34, 2.35$) [85, 148].

panel) and CMB+BAO (right panel) data sets, showing how the discrepancy with the Ly- α measurements disappears completely in Λ_s CDM compared to the Λ CDM model wherein we show the observational $H(z)$ values $H_0 = 69.8 \pm 0.8 \text{ km s}^{-1} \text{ Mpc}^{-1}$ from the TRGB H_0 [77],

$H_0 = 74.03 \pm 1.42 \text{ km s}^{-1} \text{ Mpc}^{-1}$ from the local measurements using Cepheid calibrators [75], BAO Galaxy consensus (from effective redshifts $z_{\text{eff}} = 0.38, 0.51, 0.61$) and Ly- α DR14 (from effective redshifts $z_{\text{eff}} = 2.34, 2.35$) [85, 148]. The inclusion of the BAO data in the analysis

substantially tightens the constraints on $H(z)$ for both models. This also lowers the maximum H_0 value contained within the 2σ contours for both models and this effect is more pronounced in the unrestricted Λ_s CDM due to the truncation of the smaller z_{\dagger} values by the Galaxy BAO data. Indeed, while the unrestricted model is in partial agreement with the H_0 value from the Cepheid measurements for the CMB-only analysis, for the CMB+BAO data set a significant tension appears, but the model is still in very good agreement with the H_0 value from the TRGB measurements. For $z \lesssim 2.3$, the mean $H(z)$ curve of Λ CDM is below both of the Λ_s CDM models and for $z \lesssim 1.5$ it (including H_0) is even excluded in the 95% C.L.. For $z \gtrsim 3$, both Λ_s CDM models strongly exclude the mean $H(z)$ curve of Λ CDM by preferring lower values, but the unrestricted Λ_s CDM has an interval of compatibility with Λ CDM for $2.3 \lesssim z \lesssim 3$ at the cost of losing its improved fit to the Ly- α data. It is not clear from this figure how Λ_s CDM, compared to the Λ CDM model, responds to the Galaxy BAO data; as we have discussed in the previous sections, the opposition of the Galaxy BAO data to the smaller z_{\dagger} values is based on the comoving angular diameter distance $D_M(z)$ measurements.

In Fig. 12 (the observational counterpart of the bottom panel of Fig. 3) we show $\mathcal{D}(z) \equiv c \ln(1+z)/D_M(z)$ versus z with probability regions up to 95% C.L. for both Λ_s CDM models, and the mean $\mathcal{D}(z)$ curve for the Λ CDM model. We see from the top left panel that the distribution for the unrestricted Λ_s CDM for the CMB-only analysis diffuses to substantially higher values compared to Λ CDM, and, is almost always above Λ CDM; in fact, the mean curve for Λ CDM acts almost as a lower bound for the 2σ contours of Λ_s CDM. Note that the lowest parts of the contours correspond to the highest redshifts for the sign switch, i.e., to $z_{\dagger} \sim 3$. This behavior of elevated $\mathcal{D}(z)$ translates into the preference for higher H_0 values at $z = 0$ in the presence of the sign switch. When the BAO data is included in the analysis, the posterior changes very slightly around the Ly- α data and the improved agreement is present for both data sets; in contrast, the inclusion of the BAO data strictly reduces the spread of the distribution at lower z values and excludes $H_0 \gtrsim 70 \text{ km s}^{-1} \text{ Mpc}^{-1}$ in the 2σ CL, but the mean curve for Λ CDM still acts almost as a lower bound. This shows that higher $\mathcal{D}(z)$ values compared to Λ CDM are characteristic of the Λ_s CDM model. For the Λ_s CDM+ $z_{\dagger} = 2.32$ model, the story is very similar but less emphasized. The spread of the posterior is thinner due to the absence of the uncertainty contributed by z_{\dagger} , and including the BAO data in the data set does not have substantial effects since the constraints from the BAO data on Λ_s CDM are mostly due to the exclusion of the smaller z_{\dagger} by the Galaxy BAO data as it was in Fig. 11. Although the Galaxy BAO data does not prefer the lowest z_{\dagger} values for which the $\mathcal{D}(z)$ plot is substantially elevated, this effect cannot be rephrased as “the larger the z_{\dagger} , the better agreement with the Galaxy BAO data” as we anticipated

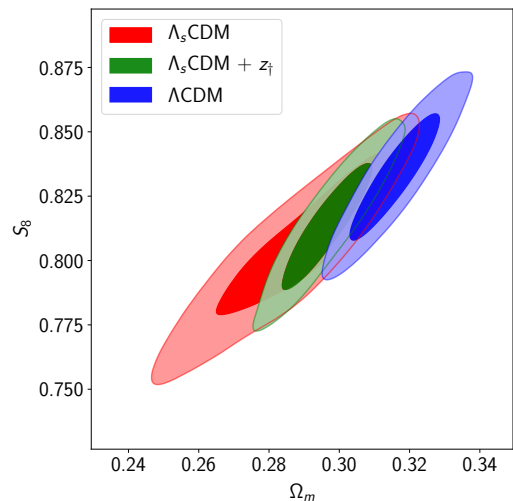


Figure 13. Two-dimensional (68% and 95% C.L.) marginalized distributions of S_8 versus Ω_m from CMB data.

in the preliminary investigation in the previous section, because it seems from Fig. 12 that $\mathcal{D}(z)$ values that are slightly elevated compared to Λ CDM would have better agreement with it. Indeed, including the BAO data in the analysis slightly elevates the plots of the Λ CDM model.

Table I also presents the values for the matter fluctuation amplitude parameter, σ_8 . In the CMB-only analysis, the σ_8 value for the Λ_s CDM model is slightly higher than that of the Λ CDM model. Including BAO data in our analysis increases the σ_8 value for Λ_s CDM and decreases it for Λ CDM, resulting in an increased difference between the two models. It is important to include Ω_m in the discussions of σ_8 since there is a discordance among various observational data in the $\sigma_8 - \Omega_m$ plane within Λ CDM that is usually quantified using S_8 . Predictions of S_8 based on the CMB alone are in $2\text{-}3\sigma$ tension with the measurements from dynamical low-redshift cosmological probes (weak lensing, cluster counts, redshift-space distortion) within the Λ CDM model. This is reflected in the CMB-only analysis in Table I, in which the value for Λ CDM reads $S_8 = 0.8332 \pm 0.0163$ compared to $S_8 = 0.766^{+0.020}_{-0.014}$ (KiDS-1000 weak lensing) [171]. Note that the measurement $S_8 = 0.804^{+0.032}_{-0.029}$ from the first-year data of HSC SSP [90] and also $S_8 = 0.800^{+0.029}_{-0.027}$ from KiDS-450+GAMA [89] remove this discrepancy; nonetheless, recent surveys still predict lower values, e.g., $S_8 = 0.776^{+0.017}_{-0.017}$ (DES weak lensing and galaxy clustering) [172]. Similar to the situation with the Ly- α measurements, alleviating the S_8 discrepancy within the Λ CDM model and its minimal extensions tends to exacerbate the H_0 tension [68]; moreover, constraints on S_8 based on the Ly- α data are in agreement with the weak lensing surveys which probe similar late-time redshift scales as the Ly- α measurements [88]. So, it is conceivable that the Λ_s CDM model provides a remedy for the S_8 discrepancy while retaining the better fit to the

local measurements of H_0 , as is the case for the Ly- α discrepancy. Indeed, Table I presents the S_8 values for the Λ_s CDM models which are lower than those for Λ CDM in the CMB-only analysis, i.e., $S_8 = 0.8071 \pm 0.0210$ for the unrestricted and $S_8 = 0.8138 \pm 0.0166$ for the restricted model; see also Fig. 13, which shows the 68% and 95% C.L. contours in the $S_8 - \Omega_m$ plane (notice that Λ CDM barely overlaps with Λ_s CDM and does not overlap with Λ_s CDM+ $z_{\dagger} = 2.32$ at 68% C.L.). We see from the table that, although σ_8 is the smallest for the Λ CDM among the three models, its Ω_m value greater than 0.3 results in an increased S_8 value compared to its σ_8 value. In contrast, the Λ_s CDM models have Ω_m values lower than 0.3 which result in decreased S_8 values compared to their σ_8 values. This results in the lower values of S_8 for Λ_s CDM compared to the Λ CDM model. Note that lower z_{\dagger} values correspond to lower Ω_m values; this explains why the restricted Λ_s CDM model exhibits a higher S_8 value. All three models have similar S_8 values when the BAO data is also included in the analysis; as before, this is due to the preference for higher z_{\dagger} values by the Galaxy BAO data, since Λ_s CDM approaches the Λ CDM model for larger z_{\dagger} values and the Ω_m values of the extended models are no longer less than 0.3. Thus, it appears that the Λ_s CDM model partially reconciles the CMB data with the low redshift cosmological probes when S_8 is considered, and could potentially resolve the discrepancy in the absence of the Galaxy BAO data; however, for a robust conclusion on this matter, the constraints on S_8 from low redshift probes should also be investigated within the Λ_s CDM model.

The constraints on the scalar spectral index n_s do not differ substantially depending on the data sets and models. However, it is worth mentioning that n_s in Λ CDM is slightly smaller than the ones in the Λ_s CDM models for the CMB-only analysis, while the situation is the opposite for the combined CMB+BAO analysis. We notice that, in Λ CDM, the inclusion of the BAO data decreases (increases) the marginalized value of ω_c ($10^2\omega_b$) obtained in the CMB-only analysis, and this effect is compensated by a shift in n_s towards slightly larger values (see Ref. [173] for a similar result). Interestingly, it is the other way around and relatively more substantial for Λ_s CDM: the inclusion of BAO data increases (decreases) the marginalized value of ω_c ($10^2\omega_b$) obtained in the CMB-only analysis, and this effect is compensated by a shift in n_s towards smaller values.

We found no significant deviations in the constraints on the rest of the free parameters in Table I. θ_s is constrained robustly and almost the same in all cases, as expected. τ_{reio} and $\ln(10^{10}A_s)$ are almost the same for all three models in the CMB-only analysis. Including BAO in the analysis causes both τ_{reio} and $\ln(10^{10}A_s)$ to go up, resulting in a slight decrease in the scaling of subhorizon anisotropies, i.e., in $A_s e^{-2\tau_{\text{reio}}}$, for Λ CDM; in contrast, it causes both τ_{reio} and $\ln(10^{10}A_s)$ to go down, resulting in a slight increase in the $A_s e^{-2\tau_{\text{reio}}}$ value for the Λ_s CDM models. This behavior of τ_{reio} may be explained

as follows. The reionization optical depth can be calculated using $\tau_{\text{reio}} = n_{\text{H}}(0)c\sigma_{\text{T}} \int_0^{z_{\text{max}}} dz x_e(z) \frac{(1+z)^2}{H(z)}$ (see, e.g., Ref. [6]), where σ_{T} is the Thomson scattering cross section, $n_{\text{H}}(0)$ is the present-day total number of hydrogen nuclei, $x_e(z)$ is the ratio of the number density at z of the free electrons from reionization to the number of total hydrogen nuclei at z , and z_{max} is the integration bound that should be chosen high enough to allow the entire reionization to be captured (i.e., $z_{\text{max}} \geq 50$). Although the shape of $x_e(z)$ is not strictly constrained, it is expected to resemble a sigmoid function which is approximately zero for $z \geq 10$ and slightly greater than unity for $z \leq 6$; it is modeled based on the hyperbolic tangent function by the *Planck* Collaboration (2018) [6]. Assuming $D_M(z_*)$ is the same for all three models in our analysis—which is closely related to the above integral—we expect lower τ_{reio} values for the Λ_s CDM models as a consequence of the suppression of the $z \gtrsim 10$ portion of the integral by $x_e(z)$. This is because the $z \gtrsim 10$ portion constitutes a lower percentage of the total integral for Λ CDM compared to the other two since $H(z > z_{\dagger})$ is greater for the Λ CDM model (so its contribution to the integral is smaller) in the CMB-only analysis. The results of the CMB-only analysis (see Table I) are in line with this argument. Following this logic, we expect the inclusion of the BAO data in the analysis to slightly increase τ_{reio} for Λ_s CDM for two reasons: first, the inclusion of the BAO data increases its ω_m value, which implies a greater r_* and hence greater $D_M(z_*)$ compared to the CMB-only analysis; second, this inclusion results in larger z_{\dagger} values compared to the CMB-only analysis, making the model approach Λ CDM which we expect to have a higher τ_{reio} value. Similar logic based on ω_m (and r_*) may be used to expect a higher τ_{reio} value for Λ_s CDM+ $z_{\dagger} = 2.32$ and a lower value for Λ CDM. Surprisingly, the results in Table I are the opposite for all three models. This can be explained by changes in $n_{\text{H}}(0)$ and $x_e(z)$ with the inclusion of the BAO data, which are powerful enough to win over the effects explained above. Indeed, we see that the physical baryon density ω_b , which should naturally correlate positively with the total number of hydrogen nuclei $n_{\text{H}}(0)$ and hence τ_{reio} , decreases for the Λ_s CDM models and increases for Λ CDM.

Finally, to quantify which model performs better, we compute the Bayesian evidence used to perform a model comparison through the Jeffreys' scale [174, 175]. In Table I, regarding the goodness of fit, we list $-2 \ln \mathcal{L}_{\text{max}}$ and the log-Bayesian evidence ($\ln \mathcal{Z}$) for each of the models along with the Bayes' factor ($\Delta \ln \mathcal{Z} = \ln \mathcal{Z}_{\text{reference}} - \ln \mathcal{Z}$)—the log-Bayesian evidence for each of the models relative to the reference model, viz., the model with the lowest $|\ln \mathcal{Z}|$ value. The interpretation of the Bayes' factor according to the Jeffreys' scale is as follows: $0 < \Delta \ln \mathcal{Z} \leq 1$ implies that the strength of the evidence against the model compared to the reference model is weak/inconclusive, while the evidence is definite for $1 \leq \Delta \ln \mathcal{Z} < 3$, strong for $3 \leq \Delta \ln \mathcal{Z} < 5$, and very strong for $\Delta \ln \mathcal{Z} > 5$ [176]. We see from Ta-

ble I that all the models fit equally well to the data for both the CMB-only and the combined CMB+BAO analyses. For the CMB-only analysis, the restricted Λ_s CDM model is the reference model and there is weak evidence against the other two models. In the case of the combined CMB+BAO data analysis, Λ CDM is the reference model, and the unrestricted Λ_s CDM model departs from it with definite evidence due to the presence of the additional free parameter z_\dagger . However, we note that Λ_s CDM agrees better with the model-independent measurements of H_0 and M_B , the constraints on ω_b from BBN, and the constraints on S_8 from low-redshift probes, which are excluded in the observational analyses in the current work.

IV. CONCLUSIONS

In this paper, we first discussed the possibility that dark energy models with energy densities that attain negative values in the past can alleviate the H_0 tension, as well as the discrepancy with the Ly- α BAO measurements, both of which prevail within the Λ CDM model. The so-called graduated dark energy [44], having this feature, when restricted to its parameter space constrained by observations, is phenomenologically well approximated by a cosmological constant which switches sign at redshift $z \approx 2.32$ to become positive today. It, however, accommodates the weak energy condition and the bounds on the speed of sound at its limit of cosmological constant, which comes with a sign-switching feature in contrast to the usual cosmological constant (Λ). This led the authors of Ref. [44] to conjecture that the Universe transitioned from AdS vacua to dS vacua at $z \approx 2.3$. Inspired by this, we have introduced the Λ_s CDM model, which promotes the usual cosmological constant assumption of the standard Λ CDM model to a sign-switching cosmological constant (Λ_s).

The Λ_s CDM model, neglecting radiation, corresponds to gluing two Friedmann-Lemaître models at $z = z_\dagger$: one with a cosmological constant that yields a negative value of $\Lambda = -\Lambda_{s0} < 0$, which is superseded by the other with a cosmological constant that yields a positive value of $\Lambda = \Lambda_{s0} > 0$. The deviation of this model from Λ CDM is controlled by its only additional parameter z_\dagger , the redshift at which the cosmological constant switches sign, for which the limit $z_\dagger \rightarrow \infty$ gives the Λ CDM model. Before directly confronting the model with observational data, we carried out a preliminary investigation to assess the reasonable range of z_\dagger , and its effects on the dynamics of the Universe. We fixed the physical matter density at the CMB last scattering and the comoving angular diameter distance to last scattering to those of Λ CDM to ensure good consistency with the CMB data. We then found that H_0 is inversely correlated with z_\dagger , and for $z_\dagger = 1.5$ it reaches $\approx 74.5 \text{ km s}^{-1} \text{ Mpc}^{-1}$. It is comforting that this value is already consistent with even the highest values of model-independent local measurements of H_0 by the SH0ES Collaboration, because the values

of z_\dagger less than about 1.5 are strongly disfavored by the Galaxy BAO measurements. Next, we showed that, unlike many other models with late-time modifications to Λ CDM suggested to address the H_0 tension, the Λ_s CDM model respects the internal consistency of the methodology used by the SH0ES Collaboration to estimate H_0 and M_B (SnIa absolute magnitude), and therefore, within the Λ_s CDM model, the amelioration of the SH0ES H_0 tension should be accompanied by an amelioration of the M_B tension. Also, it is interesting to observe that, as long as $z_\dagger \lesssim 2.34$, the model remains in excellent agreement with the Ly- α measurements even for $z_\dagger \sim 1.1$, which barely satisfies the condition that we live in an ever-expanding Universe; a good agreement with the Ly- α data is an intrinsic feature of the Λ_s CDM model as long as $z_\dagger \lesssim 2.34$. In light of these discussions, we came to the conclusion that the Galaxy and Ly- α BAO measurements would determine the lower and upper bounds of z_\dagger , respectively. We leave the interesting possibility of violating the condition $z_\dagger \gtrsim 1.1$ to future works. In this case, the Universe passes through a contraction phase, which in turn breaks the one-to-one correspondence between cosmic time and redshift, resulting in signals from the same redshift but two different ages of the Universe.

We carried out a robust observational analysis first with the full CMB data, and then with the combined CMB+BAO data set, to constrain the parameters of the Λ_s CDM model, its particular case having $z_\dagger = 2.32$, and the Λ CDM model. We found that the CMB data alone do not constrain z_\dagger , but the combined CMB+BAO data set predicts $z_\dagger = 2.44 \pm 0.29$ (68% C.L.) with a peak at $z_\dagger \approx 2.33$ in the posterior. We found slightly positive evidence (Bayesian) in favor of Λ CDM over the Λ_s CDM model for the CMB+BAO data set, while all of the models fit the data equally well. However, the Λ_s CDM model still stands in a privileged position as it removes the discrepancy with the Ly- α measurements, has better agreement with the BBN constraints on the physical baryon density (ω_b), provides a lower S_8 value based on the *Planck* data which alleviates its discordance with some low-redshift cosmological probes, predicts a higher absolute magnitude M_B value for SnIa which is in better agreement with its locally determined constraints obtained by Cepheid calibrators, and also alleviates the H_0 tension, especially when the TRGB H_0 measurement is considered. Also, it is important to note that the amelioration in the last four is not captured by the Bayesian evidence as the data/priors on ω_b from BBN, on H_0 from local measurements, on S_8 from dynamical cosmological probes (weak lensing, cluster counts, redshift-space distortion), and on M_B from its local determinations obtained by Cepheid calibrators are not included in our observational analyses. These improvements come at the cost of worsening in describing the comoving angular diameter distance measurements from the Galaxy BAO; in fact, the preference of larger z_\dagger values by the Galaxy BAO data prevents the Λ_s CDM model from reaching its full potential of having an excellent agreement with even

the highest local H_0 measurements in consistency with the constraints on M_B from Cepheid calibrators, and the lowest S_8 measurements. In this regard, when BAO data is considered, the Λ CDM model is in conflict with the Ly- α measurements, while the Λ_s CDM model is in conflict with the Galaxy BAO measurements; forthcoming observations will be crucial in determining which model is preferred by nature. However, there is an asymmetry between the two models in the sense that, if new observations are able to remove the conflict of Λ CDM with the Ly- α measurements, the discrepancy with the BBN constraints on ω_b , the S_8 discrepancy, and the unnerving H_0 and M_B tensions remain; in contrast, if new observations are able to remove the conflict of Λ_s CDM with the Galaxy BAO measurements, it can work even better in alleviating the H_0 and M_B tensions while retaining its superior agreement with the BBN constraints on ω_b , the Ly- α measurements, and the constraints on S_8 from dynamical probes. Confronting the Λ_s CDM model by considering BBN and/or M_B priors and additional observational data from weak lensing, cluster counts, SnIa, cosmic chronometers etc., along with the CMB and BAO data used in this study, would allow a more extensive evaluation of the model, and a better assessment of the importance of the Galaxy BAO data with regard to the Λ_s CDM model.

The assumptions of the Λ_s CDM model—that the sign transition of Λ_s happens instantaneously and that the value of Λ_s is exactly the opposite of its present-day value before the transition—might be too restrictive both phenomenologically and (bearing in mind that such phenomena should eventually be realized via a mechanism from fundamental theories of physics) theoretically. Accordingly, it is possible to think of two natural phenomenological extensions to the Λ_s CDM model: first, the sign-switching cosmological constant described here by a step function can be extended via smooth sigmoid functions so that the rapidity of the switch can also be controlled; second, one can consider a scenario in which the cosmological constant reaches its present-day positive value by an arbitrary shift in its value rather than a sign switch, and constrain the amount of change in its value as an extra parameter (in this case, additional scenarios with a vanishing or positive-valued cosmological constant in the past are also possible, and the shift in the cosmological constant need not be positive, but obviously a negative shift is not expected considering what we have learned from this current study); a third model can be constructed by combining these two, which would be the most natural one. From the perspective of theoretical physics constructions that would underlie the sign switch (or the value transition) feature, these extensions will be more reasonable and expand the space of possible theoretical mechanisms.

One such mechanism can be straightforwardly realized in unimodular gravity (UG) [177, 178] if the usual vacuum energy of QFT suddenly or gradually diffuses to the cosmological constant (which could be negative in

the past) and uplifts it to its present-day observed value. Since the usual vacuum energy of QFT does not gravitate in UG, the change in its energy density has no effect on the dynamics of the Universe, but the change in the value of the cosmological constant (which arises naturally as an integration constant in UG and contributes to the field equations as a geometrical component) does affect the dynamics; thus, this mechanism can produce the exact phenomenology of Λ_s CDM and all three of its extensions depending on the functional form and amount of the diffusion. Recently, such a mechanism within UG—for which the diffusion, instead of happening from the usual vacuum energy of the QFT, happens from the matter sector to the cosmological constant—was studied both theoretically and phenomenologically to address the H_0 tension [57, 58, 179–182]; however, note that this scenario is different from Λ_s CDM and its above-mentioned extensions, as this mechanism uses some energy budget from the energy density of the matter sector. The sign switch feature of the Λ_s CDM model is reminiscent of the so-called Everpresent Λ model [183, 184], which was suggested for addressing the H_0 and Ly- α tensions, in which the observed Λ fluctuates between positive and negative values with a magnitude comparable to the cosmological critical energy density about a vanishing mean, $\langle \Lambda \rangle = 0$, in any epoch of the Universe, in accordance with a long-standing heuristic prediction of the causal set approach to quantum gravity [185]. Nevertheless, the Λ_s CDM model suggests that the sign switch of the cosmological constant is a single event that happens in the late Universe at $z \sim 2$. If we stick to this, namely, a very rapid single transition or its limiting case a single instantaneous (discontinuous) transition in the value of the cosmological constant, then it would be more reasonable to look for a potential origin of this phenomenon in a theory of fundamental physics by considering it as a first-order phase transition. See Ref. [186] for a recent review on well-known cosmic phase transitions. Recently, the phase transition approach has been used to address the H_0 tension; see, e.g., Refs. [50–52], which considered that the DE density behaves like the magnetization of the Ising model and presented a realization of this behavior within the Ginzburg-Landau framework—which is an effective field theory (EFT) describing the physics of phase transitions without any dependence on the details of relevant microstructures—and Ref. [53], which considered a gravitational phase transition that is justified from the EFT point of view. The model studied in Ref. [50] is phenomenologically similar but not equivalent to the one-parameter extension of Λ_s CDM with an arbitrary shift in the value of the cosmological constant, as (in contrast to our approach in this work) the cosmological constant is not allowed to take negative values (and thereby the model addresses the H_0 tension with a shift in the value of the cosmological constant at very low redshifts, viz., $z_t = 0.092^{+0.009}_{-0.062}$, signaling that it could suffer from the M_B tension; see Sec. II A). Given the promising advantages of having a negative cosmological

constant for $z \gtrsim 2$ regarding the cosmological tensions, as discussed in this work, and that negative cosmological constant is a theoretical sweet spot—AdS space/vacuum is welcome due to the AdS/CFT correspondence [94] and is preferred by string theory and string theory motivated supergravities [95]—it would be most natural to associate this phenomena with a possible phase transition from AdS to dS that is derived in string theory, string theory motivated supergravities, and theories that find motivation from them. The phase transitions from AdS to dS (most compatible with our approach and findings), Minkowski (corresponding to $\Lambda = 0$) to dS, and dS to dS pertain to active area of research in theoretical physics, but finding four-dimensional dS spacetime solutions has been a vexing quest and so far the AdS to dS transition has rarely been directly linked to physical cosmology and particularly dark energy in the literature, see, e.g., Ref. [11, 103, 187–217].

Finally, both of the above-mentioned extensions of Λ_s CDM introduce two extra free parameters on top of Λ CDM, and their combination introduces three. Despite their excess number of free parameters (subject to observational constraints), both the promising features of the Λ_s CDM model, and the fact that these phenomenological models could act as a guide and a cosmological testing ground for the fundamental physics theories giving rise to their phenomena, suggest that these extensions

are worth further studying. Regarding the rapidity of the AdS to dS transition in a string theory setup, note the comments against continuous variation of the cosmological constant, which could necessitate an instantaneous transition as in Λ_s CDM [193]. In this sense, a two-parameter extension of Λ CDM with an instantaneous arbitrary shift in the value of the cosmological constant could be the most natural next phenomenological step of our work presented in this paper.

ACKNOWLEDGMENTS

The authors are grateful to the referee for valuable comments and suggestions. The authors thank Mehmet Özkan for discussions. Ö.A. acknowledges the support by the Turkish Academy of Sciences in the scheme of the Outstanding Young Scientist Award (TÜBAGEBİP). E.Ö. acknowledges the support by The Scientific and Technological Research Council of Turkey (TÜBİTAK) in scheme of 2211/A National PhD Scholarship Program. J.A.V. acknowledges the support provided by FOSEC SEP-CONACYT Investigación Básica A1-S-21925, PRONACES-CONACYT/304001/2020, and UNAM-DGAPA-PAPIIT IA104221.

-
- [1] E. Di Valentino, L.A. Anchordoqui, O. Akarsu, Y. Ali-Haimoud, L. Amendola *et al.*, Cosmology Intertwined I: Perspectives for the Next Decade. *Astropart. Phys.* **131**, 102606 (2021). [2008.11283](#)
 - [2] A. G. Riess *et al.* [Supernova Search Team], Observational evidence from supernovae for an accelerating Universe and a cosmological constant, *Astron. J.* **116**, 1009 (1998). [astro-ph/9805201](#)
 - [3] S. Alam *et al.* [BOSS Collaboration], The clustering of galaxies in the completed SDSS-III Baryon Oscillation Spectroscopic Survey: cosmological analysis of the DR12 galaxy sample, *Mon. Not. Roy. Astron. Soc.* **470**, 2617 (2017). [1607.03155](#)
 - [4] T. M. C. Abbott *et al.* [DES Collaboration], Dark Energy Survey year 1 results: Cosmological constraints from galaxy clustering and weak lensing, *Phys. Rev. D* **98**, 043526 (2018). [1708.01530](#)
 - [5] P. A. R. Ade *et al.* [Planck Collaboration], Planck 2015 results. XIII. Cosmological parameters, *Astron. Astrophys.* **594**, A13 (2016). [1502.01589](#)
 - [6] N. Aghanim *et al.* [Planck Collaboration], Planck 2018 results. VI. Cosmological Parameters, *Astron. Astrophys.* **641**, A6 (2020). [1807.06209](#)
 - [7] G. Obied, H. Ooguri, L. Spodyneiko, and C. Vafa, De Sitter Space and the Swampland. [1806.08362](#)
 - [8] P. Agrawal, G. Obied, P.J. Steinhardt, and C. Vafa, On the Cosmological Implications of the String Swampland, *Phys. Lett. B* **784**, 271 (2018). [1806.09718](#)
 - [9] E. Ó Colgáin, M. H. P. M. van Putten, and H. Yavartanoo, de Sitter Swampland, H_0 tension & observation, *Phys. Lett. B* **793**, 126 (2019). [1807.07451](#)
 - [10] L. Heisenberg, M. Bartelmann, R. Brandenberger, and A. Refregier, Dark Energy in the Swampland, *Phys. Rev. D* **98**, 123502 (2018). [1808.02877](#)
 - [11] M. Cicoli, S. De Alwis, A. Maharana, F. Muia, and F. Quevedo, De Sitter vs Quintessence in String Theory, *Fortsch. Phys.* **67**, 1800079 (2019). [1808.08967](#)
 - [12] Y. Akrami, R. Kallosh, A. Linde, and V. Vardanyan, The Landscape, the Swampland and the Era of Precision Cosmology, *Fortsch. Phys.* **67**, 1800075 (2019). [1808.09440](#)
 - [13] M. Raveri, W. Hu, and S. Sethi, Swampland Conjectures and Late-Time Cosmology, *Phys. Rev. D* **99**, 083518 (2019). [1812.10448](#)
 - [14] E.Ó. Colgáin and H. Yavartanoo, Testing the Swampland: H_0 tension, *Phys. Lett. B* **797**, 134907 (2019). [1905.02555](#)
 - [15] David Tamayo and J. A. Vazquez, Fourier-series expansion of the dark-energy equation of state, *Mon. Not. Roy. Astron. Soc.* **487**, 729 (2019). [1901.08679](#)
 - [16] É. Aubourg *et al.*, Cosmological implications of baryon acoustic oscillation measurements, *Phys. Rev. D* **92**, 123516 (2015). [1411.1074](#)
 - [17] W. L. Freedman, Cosmology at a Crossroads, *Nature Astron.* **1**, 0121 (2017). [1706.02739](#)
 - [18] J. S. Bullock and M. Boylan-Kolchin, Small-Scale Challenges to the Λ CDM Paradigm, *Ann. Rev. Astron. Astrophys.* **55**, 343 (2017). [1707.04256](#)
 - [19] E. Di Valentino, Crack in the cosmological paradigm, *Nature Astron.* **1**, 569 (2017). [1709.04046](#)

- [20] M. Raveri and W. Hu, Concordance and discordance in cosmology, *Phys. Rev. D* **99**, 043506 (2019). [1806.04649](#)
- [21] L. Verde, T. Treu, and A.G. Riess, Tensions between the early and late Universe, *Nature Astron.* **3**, 891 (2019). [1907.10625](#)
- [22] W. Handley, Curvature tension: evidence for a closed universe, *Phys. Rev. D* **103**, L041301 (2021). [1908.09139](#)
- [23] E. Di Valentino, A. Melchiorri, and J. Silk, Planck evidence for a closed Universe and a possible crisis for cosmology, *Nature Astron.* **4**, 196 (2020). [1911.02087](#)
- [24] E. Di Valentino, A. Melchiorri, and J. Silk, Investigating Cosmic Discordance, *Astrophys. J. Lett.* **908**, L9 (2021). [2003.04935](#)
- [25] S. Vagnozzi, E. Di Valentino, S. Gariazzo, A. Melchiorri, O. Mena, and J. Silk, The galaxy power spectrum take on spatial curvature and cosmic concordance, *Phys. Dark Univ.* **33**, 100851 (2021). [2010.02230](#)
- [26] G. Efstathiou and S. Grattton, The evidence for a spatially flat Universe, *Mon. Not. Roy. Astron. Soc.* **496**, L91 (2020). [2002.06892](#)
- [27] S. Vagnozzi, A. Loeb, and M. Moresco, Eppure è piatto? The Cosmic Chronometers Take on Spatial Curvature and Cosmic Concordance, *Astrophys. J.* **908**, 84 (2021). [2011.11645](#)
- [28] G. Acquaviva, Akarsu, N. Katirci, and J. Alberto Vazquez, Simple-graduated dark energy and spatial curvature, *Phys. Rev. D* **104**, 023505 (2021). [2104.02623](#)
- [29] S. Hee, J. A. Vazquez, W. J. Handley, M. P. Hobson, and A. N. Lasenby, Constraining the dark energy equation of state using Bayes theorem and the Kullback-Leibler divergence, *Mon. Not. Roy. Astron. Soc.* **466**, 369 (2017). [1607.00270](#)
- [30] G.B. Zhao *et al.*, Dynamical dark energy in light of the latest observations, *Nature (London)* **1**, 627 (2017). [1701.08165](#)
- [31] S. Vagnozzi, New physics in light of the H_0 tension: An alternative view, *Phys. Rev. D* **102**, 023518 (2020). [1907.07569](#)
- [32] J. A. Vázquez, D. Tamayo, A.A. Sen, and I. Quiros, Bayesian model selection on scalar ϵ -field dark energy, *Phys. Rev. D* **103**, 043506 (2021). [2009.01904](#)
- [33] S. Vagnozzi *et al.*, Constraints on the sum of the neutrino masses in dynamical dark energy models with $w(z) \geq -1$ are tighter than those obtained in Λ CDM, *Phys. Rev. D* **98**, 083501 (2018). [1801.08553](#)
- [34] E. Di Valentino, R.Z. Ferreira, L. Visinelli, and U. Danielsson, Late time transitions in the quintessence field and the H_0 tension, *Phys. Dark Univ.* **26**, 100385 (2019). [1906.11255](#)
- [35] E. Di Valentino, A. Melchiorri, and J. Silk, Cosmological constraints in extended parameter space from the Planck 2018 Legacy release, *JCAP* **01** (2020) 013. [1908.01391](#)
- [36] A. Banerjee, H. Cai, L. Heisenberg, E.Ó. Colgáin, M.M. Sheikh-Jabbari, and T. Yang, Hubble sinks in the low-redshift swampland, *Phys. Rev. D* **103**, L081305 (2021). [2006.00244](#)
- [37] T. Delubac *et al.* [BOSS Collaboration], Baryon acoustic oscillations in the Ly α forest of BOSS DR11 quasars, *Astron. Astrophys.* **574**, A59 (2015). [1404.1801](#)
- [38] V. Sahni, A. Shafieloo, and A.A. Starobinsky, Model independent evidence for dark energy evolution from Baryon Acoustic Oscillations, *Astrophys. J.* **793**, L40 (2014). [1406.2209](#)
- [39] E. Di Valentino, E. V. Linder and A. Melchiorri, Vacuum phase transition solves the H_0 tension, *Phys. Rev. D* **97**, 043528 (2018). [1710.02153](#)
- [40] E. Mörtzell and S. Dhawan, Does the Hubble constant tension call for new physics?, *JCAP* **09** (2018) 025. [1801.07260](#)
- [41] V. Poulin, K.K. Boddy, S. Bird, and M. Kamionkowski, Implications of an extended dark energy cosmology with massive neutrinos for cosmological tensions, *Phys. Rev. D* **97**, 123504 (2018). [1803.02474](#)
- [42] Y. Wang, L. Pogosian, G.B. Zhao, and A. Zucca, Evolution of Dark Energy Reconstructed from the Latest Observations, *Astrophys. J.* **869**, L8 (2018). [1807.03772](#)
- [43] K. Dutta, Ruchika, A. Roy, A.A. Sen, and M.M. Sheikh-Jabbari, Beyond Λ CDM with low and high redshift data: implications for dark energy, *Gen. Rel. Grav.* **52**, 15 (2020). [1808.06623](#)
- [44] Ö. Akarsu, J.D. Barrow, L.A. Escamilla, and J. A. Vazquez, Graduated dark energy: Observational hints of a spontaneous sign switch in the cosmological constant, *Phys. Rev. D* **101**, 063528 (2020). [1912.08751](#)
- [45] R. Calderón, R. Gannouji, B. L'Huillier, and D. Polarski, Negative cosmological constant in the dark sector?, *Phys. Rev. D* **103**, 023526 (2021). [2008.10237](#)
- [46] A. Bonilla, S. Kumar, and R.C. Nunes, Measurements of H_0 and reconstruction of the dark energy properties from a model-independent joint analysis, *Eur. Phys. J. C* **81**, 127 (2021). [2011.07140](#)
- [47] F.X. Linares Cedeño, N. Roy, and L.A. Ureña-López, Tracker phantom field and a cosmological constant: dynamics of a composite dark energy model. [2105.07103](#).
- [48] J. A. Vazquez, S. Hee, M.P. Hobson, A.N. Lasenby, M. Ibison, and M. Bridges, Observational constraints on conformal time symmetry, missing matter and double dark energy, *JCAP* **07** (2018) 062. [1208.2542](#)
- [49] S. Capozziello, Ruchika, and A.A. Sen, Model-independent constraints on dark energy evolution from low-redshift observations, *Mon. Not. Roy. Astron. Soc.* **484**, 4484 (2019). [1806.03943](#)
- [50] A. Banihashemi, N. Khosravi, and A.H. Shirazi, Phase transition in the dark sector as a proposal to lessen cosmological tensions, *Phys. Rev. D* **101**, 123521 (2020). [1808.02472](#)
- [51] A. Banihashemi, N. Khosravi, and A.H. Shirazi, Ginzburg-Landau Theory of Dark Energy: A Framework to Study Both Temporal and Spatial Cosmological Tensions Simultaneously, *Phys. Rev. D* **99**, 083509 (2019). [1810.11007](#)
- [52] A. Banihashemi, N. Khosravi and A. Shafieloo, Dark energy as a critical phenomenon: a hint from Hubble tension, *JCAP* **06** (2021) 003. [2012.01407](#)
- [53] M. Farhang and N. Khosravi, Phenomenological Gravitational Phase Transition: Reconciliation between the Late and Early Universe, *Phys. Rev. D* **103**, 083523 (2021). [2011.08050](#)
- [54] L. Visinelli, S. Vagnozzi, and U. Danielsson, Revisiting a negative cosmological constant from low-redshift data, *Symmetry* **11**, 1035 (2019). [1907.07953](#)
- [55] G. Ye and Y. Piao, Is the Hubble tension a hint of AdS around recombination?, *Phys. Rev. D* **101**, 083507 (2020). [2001.02451](#)
- [56] G. Ye and Y.S. Piao, T_0 censorship of early dark energy and AdS vacua, *Phys. Rev. D* **102**, 083523 (2020).

- 2008.10832
- [57] A. Perez, D. Sudarsky, and E. Wilson-Ewing, Resolving the H_0 tension with diffusion, *Gen. Rel. Grav.* **53**, 7 (2021). [2001.07536](#)
- [58] F. X. Linares Cedeño and U. Nucamendi, Revisiting cosmological diffusion models in Unimodular Gravity and the H_0 tension, *Phys. Dark Univ.* **32**, 100807 (2021). [2009.10268](#)
- [59] Ö. Akarsu, N. Katırcı, S. Kumar, R.C. Nunes, B. Öztürk, and S. Sharma, Rastall gravity extension of the standard Λ CDM model: theoretical features and observational constraints, *Eur. Phys. J. C* **80**, 1050 (2020). [2004.04074](#)
- [60] A. Paliathanasis and G. Leon, Dynamics of a two scalar field cosmological model with phantom terms, *Class. Quant. Grav.* **38**, 075013 (2021). [2009.12874](#)
- [61] Z. Zhou, G. Liu, and L. Xu, Can late dark energy restore the Cosmic concordance?. [2105.04258](#)
- [62] S.A. Adil, M.R. Gangopadhyay, M. Sami, and M.K. Sharma, Late time acceleration due to generic modification of gravity and Hubble tension. [2106.03093](#)
- [63] A. De Felice, C.Q. Geng, M.C. Pookkillath, and L. Yin, Reducing the H_0 tension with generalized Proca theory, *JCAP* **08** (2020) 038. [2002.06782](#)
- [64] S. Kumar, R.C. Nunes, and S.K. Yadav, Dark sector interaction: a remedy of the tensions between CMB and LSS data, *Eur. Phys. J. C* **79**, 576 (2019). [1903.04865](#)
- [65] S. Kumar, Remedy of some cosmological tensions via effective phantom-like behavior of interacting vacuum energy, *Phys. Dark Univ.* **33**, 100862 (2021). [2102.12902](#)
- [66] J.C.N. de Araujo, A. De Felice, S. Kumar and R.C. Nunes, Minimal theory of massive gravity in the light of CMB data and the S_8 tension. [2106.09595](#)
- [67] E. Di Valentino, L.A. Anchordoqui, O. Akarsu, Y. Ali-Haimoud, L. Amendola *et al.*, Cosmology Intertwined II: The Hubble Constant Tension, *Astropart. Phys.* **131**, 102605 (2021). [2008.11284](#)
- [68] E. Di Valentino, L.A. Anchordoqui, O. Akarsu, Y. Ali-Haimoud, L. Amendola *et al.*, Cosmology Intertwined III: $f\sigma_8$ and S_8 , *Astropart. Phys.* **131**, 102604 (2021). [2008.11285](#)
- [69] E. Di Valentino, L.A. Anchordoqui, O. Akarsu, Y. Ali-Haimoud, L. Amendola *et al.*, Cosmology Intertwined IV: The Age of the Universe and its Curvature, *Astropart. Phys.* **131**, 102607 (2021). [2008.11286](#)
- [70] L. Perivolaropoulos and F. Skara, Challenges for Λ CDM: An update. [2105.05208](#)
- [71] S. Weinberg, The cosmological constant problem, *Rev. Mod. Phys.* **61**, 1 (1989).
- [72] P.J.E. Peebles and B. Ratra, The Cosmological constant and dark energy, *Rev. Mod. Phys.* **75**, 559 (2003). [astro-ph/0207347](#)
- [73] A.G. Riess *et al.*, A 2.4% Determination of the Local Value of the Hubble Constant, *Astrophys. J.* **826**, 56 (2016). [1604.01424](#)
- [74] A.G. Riess *et al.*, Milky Way Cepheid Standards for Measuring Cosmic Distances and Application to Gaia DR2: Implications for the Hubble Constant, *Astrophys. J.* **861**, 126 (2018). [1804.10655](#)
- [75] A.G. Riess, S. Casertano, W. Yuan, L.M. Macri, and D. Scolnic, Large Magellanic Cloud Cepheid Standards Provide a 1% Foundation for the Determination of the Hubble Constant and Stronger Evidence for Physics beyond Λ CDM, *Astrophys. J.* **876**, 85 (2019). [1903.07603](#)
- [76] A.G. Riess, S. Casertano, W. Yuan, J.B. Bowers, L. Macri, J.C. Zinn, and D. Scolnic, Cosmic Distances Calibrated to 1% Precision with Gaia EDR3 Parallaxes and Hubble Space Telescope Photometry of 75 Milky Way Cepheids Confirm Tension with Λ CDM, *Astrophys. J. Lett.* **908**, L6 (2021). [2012.08534](#)
- [77] W.L. Freedman *et al.*, The Carnegie-Chicago Hubble Program. VIII. An Independent Determination of the Hubble Constant Based on the Tip of the Red Giant Branch, *Astrophys. J.* **882**, 34 (2019). [1907.05922](#)
- [78] W. Yuan, A.G. Riess, L.M. Macri, S. Casertano, and D. Scolnic, Consistent Calibration of the Tip of the Red Giant Branch in the Large Magellanic Cloud on the Hubble Space Telescope Photometric System and a Re-determination of the Hubble Constant, *Astrophys. J.* **886**, 61 (2019). [1908.00993](#)
- [79] W.L. Freedman, B.F. Madore, T. Hoyt, I.S. Jang, R. Beaton *et al.*, Calibration of the Tip of the Red Giant Branch (TRGB), *Astrophys. J.* **891**, 57 (2020). [2002.01550](#)
- [80] E. Di Valentino, O. Mena, S. Pan, L. Visinelli, W. Yang, A. Melchiorri, D. F. Mota, A. G. Riess, and J. Silk, In the realm of the Hubble tension—a review of solutions, *Class. Quant. Grav.* **38**, 153001 (2021). [2103.01183](#)
- [81] S. Dodelson and F. Schmidt, *Modern Cosmology* (2nd Edition)(Acad. Press, Elsevier Sci., 2021).
- [82] L. Knox and M. Millea, Hubble constant hunter's guide, *Phys. Rev. D* **101**, 043533 (2020). [1908.03663](#)
- [83] V. Poulin, T.L. Smith, T. Karwal, and M. Kamionkowski, Early Dark Energy can Resolve the Hubble Tension, *Phys. Rev. Lett.* **122**, 221301 (2019). [1811.04083](#)
- [84] V. de Sainte Agathe *et al.*, Baryon acoustic oscillations at $z = 2.34$ from the correlations of Ly α absorption in eBOSS DR14, *Astron. Astrophys.* **629**, A85 (2019). [1904.03400](#)
- [85] M. Blomqvist *et al.*, Baryon acoustic oscillations from the cross-correlation of Ly α absorption and quasars in eBOSS DR14, *Astron. Astrophys.* **629**, A86 (2019). [1904.03430](#)
- [86] S. Alam *et al.* [eBOSS], Completed SDSS-IV extended Baryon Oscillation Spectroscopic Survey: Cosmological implications from two decades of spectroscopic surveys at the Apache Point Observatory, *Phys. Rev. D* **103**, 083533 (2021). [2007.08991](#)
- [87] H. du Mas des Bourboux *et al.*, The Completed SDSS-IV Extended Baryon Oscillation Spectroscopic Survey: Baryon Acoustic Oscillations with Ly α Forests, *Astrophys. J.* **901**, 153 (2020). [2007.08995](#)
- [88] N. Palanque-Delabrouille, C. Yèche, N. Schöneberg, J. Lesgourgues, M. Walther, S. Chabanier, and E. Armengaud, Hints, neutrino bounds and WDM constraints from SDSS DR14 Lyman- α and Planck full-survey data, *JCAP* **04** (2020) 038. [1911.09073](#)
- [89] E. van Uitert, B. Joachimi, S. Joudaki, A. Amon, C. Heymans, F. Köhlinger, M. Asgari, C. Blake, A. Choi, T. Erben *et al.* KiDS+GAMA: cosmology constraints from a joint analysis of cosmic shear, galaxy-galaxy lensing, and angular clustering, *Mon. Not. Roy. Astron. Soc.* **476**, 4662 (2018). [1706.05004](#)
- [90] T. Hamana, M. Shirasaki, S. Miyazaki, C. Hikage, M. Oguri, S. More, R. Armstrong, A. Leauthaud, R. Mandelbaum, H. Miyatake *et al.* Cosmological con-

- straints from cosmic shear two-point correlation functions with HSC survey first-year data, *Publ. Astron. Soc. Jap.* **72**, Publications of the Astronomical Society of Japan, Volume 72, Issue 1, February 2020, 16, (2020). [1906.06041](#)
- [91] G.F.R. Ellis, R. Maartens, and M.A.H. MacCallum, *Relativistic Cosmology*, Cambridge University Press, Cambridge, England, 2012.
- [92] S.M. Carroll, M. Hoffman, and M. Trodden, Can the dark energy equation-of-state parameter w be less than -1 ?, *Phys. Rev. D* **68**, 023509 (2003). [astro-ph/0301273](#)
- [93] E.J. Copeland, M. Sami, and S. Tsujikawa, Dynamics of dark energy, *Int. J. Mod. Phys. D* **15**, 1753 (2006). [hep-th/0603057](#)
- [94] J.M. Maldacena, The Large N limit of superconformal field theories and supergravity, *Adv. Theor. Math. Phys.* **2**, 231 (1998). [hep-th/9711200](#)
- [95] R. Bousoo and J. Polchinski, Quantization of four form fluxes and dynamical neutralization of the cosmological constant, *JHEP* **06** (2000) 006. [hep-th/0004134](#)
- [96] J.M. Maldacena and C. Nunez, Supergravity description of field theories on curved manifolds and a no go theorem, *Int. J. Mod. Phys. A* **16**, 822 (2001). [hep-th/0007018](#)
- [97] S. Kachru, R. Kallosh, A.D. Linde, and S.P. Trivedi, De Sitter vacua in string theory, *Phys. Rev. D* **68**, 046005 (2003). [hep-th/0301240](#)
- [98] N. Goheer, M. Kleban, and L. Susskind, The Trouble with de Sitter space, *JHEP* **07** (2003) 056. [hep-th/0212209](#)
- [99] H. Ooguri and C. Vafa, On the Geometry of the String Landscape and the Swampland, *Nucl. Phys. B* **766**, 21 (2007). [hep-th/0605264](#)
- [100] J.P. Conlon and F. Quevedo, Astrophysical and cosmological implications of large volume string compactifications, *JCAP* **08** (2007) 019. [0705.3460](#)
- [101] U.H. Danielsson and T. Van Riet, What if string theory has no de Sitter vacua?, *Int. J. Mod. Phys. D* **27**, no.12, 1830007 (2018). [1804.01120](#)
- [102] E. Witten, Quantum gravity in de Sitter space. [hep-th/0106109](#)
- [103] K. Dutta and A. Maharana, Models of accelerating universe in supergravity and string theory, *Eur. Phys. J. ST* **230**, 2111-2122 (2021).
- [104] Y.S. Piao, Can the universe experience many cycles with different vacua?, *Phys. Rev. D* **70**, 101302 (2004). [hep-th/0407258](#)
- [105] H.H. Li, G. Ye, Y. Cai, and Y. S. Piao, Trans-Planckian censorship of multistage inflation and dark energy, *Phys. Rev. D* **101**, 063527 (2020). [1911.06148](#)
- [106] J. A. Vázquez, L.E. Padilla and T. Matos, Inflationary Cosmology: From Theory to Observations, *Rev. Mex. Fis. E.* **17**, 31349 (2019). [1810.09934](#)
- [107] W. Yin, Small cosmological constant from a peculiar inflaton potential. [2108.04246](#)
- [108] V. Faraoni, E. Gunzig, and P. Nardone, Conformal transformations in classical gravitational theories and in cosmology, *Fund. Cosmic Phys.* **20**, 121 (1999). [gr-qc/9811047](#)
- [109] B. Boisseau, G. Esposito-Farese, D. Polarski, and A.A. Starobinsky, Reconstruction of a scalar-tensor theory of gravity in an accelerating universe, *Phys. Rev. Lett.* **85**, 2236 (2000). [gr-qc/0001066](#)
- [110] V. Sahni and A. Starobinsky, Reconstructing Dark Energy, *Int. J. Mod. Phys. D* **15**, 2105 (2006). [astro-ph/0610026](#)
- [111] Ö. Akarsu, N. Katırcı, N. Özdemir, and J. A. Vazquez, Anisotropic massive Brans–Dicke gravity extension of the standard Λ CDM model, *Eur. Phys. J. C* **80**, 32 (2020). [1903.06679](#)
- [112] J. Solà Peracaula, A. Gómez-Valent, J. de Cruz Pérez and C. Moreno-Pulido, Brans–Dicke cosmology with a Λ -term: a possible solution to Λ CDM tensions, *Class. Quant. Grav.* **37**, no.24, 245003 (2020). [2006.04273](#)
- [113] T. Harko and F.S.N. Lobo, $f(R, \mathcal{L}_m)$ gravity, *Eur. Phys. J. C* **70**, 373 (2010). [1008.4193](#)
- [114] T. Harko, F.S.N. Lobo, S. Nojiri, and S.D. Odintsov, $f(R, T)$ gravity, *Phys. Rev. D* **84**, 024020 (2011). [1104.2669](#)
- [115] N. Katırcı and M. Kavuk, $f(R, T_{\mu\nu}T^{\mu\nu})$ gravity and Cardassian-like expansion as one of its consequences, *Eur. Phys. J. Plus* **129**, 163 (2014). [1302.4300](#)
- [116] M. Roshan and F. Shojai, Energy-Momentum Squared Gravity, *Phys. Rev. D* **94**, 044002 (2016). [1607.06049](#)
- [117] Ö. Akarsu, N. Katırcı, and S. Kumar, Cosmic acceleration in a dust only Universe via energy-momentum powered gravity, *Phys. Rev. D* **97**, 024011 (2018). [1709.02367](#)
- [118] C.V.R. Board and J.D. Barrow, Cosmological models in energy-momentum-squared gravity, *Phys. Rev. D* **96**, 123517 (2017). [1709.09501](#)
- [119] Ö. Akarsu, N. Katırcı, S. Kumar, R.C. Nunes, and M. Sami, Cosmological implications of scale-independent energy-momentum squared gravity: Pseudo nonminimal interactions in dark matter and relativistic relics, *Phys. Rev. D* **98**, 063522 (2018). [1807.01588](#)
- [120] Ö. Akarsu, J.D. Barrow, C.V.R. Board, N.M. Uzun, and J. A. Vazquez, Screening Λ in a new modified gravity model, *Eur. Phys. J. C* **79**, 846 (2019). [1903.11519](#)
- [121] A.D. Dolgov, Field Model With A Dynamic Cancellation Of The Cosmological Constant, *JETP Lett.* **41**, 345 (1985).
- [122] A.D. Dolgov, Field Model With A Dynamic Cancellation Of The Cosmological Constant, *Pisma Zh. Eksp. Teor. Fiz.* **41**, 280 (1985).
- [123] F. Bauer, J. Sola, and H. Stefancic, Dynamically avoiding fine-tuning the cosmological constant: The 'Relaxed Universe', *J. Cosmol. Astropart. Phys.* **12** (2010) 029. [1006.3944](#)
- [124] S.Y. Zhou, E.J. Copeland, and P.M. Saffin, Cosmological constraints on $f(G)$ dark energy models, *J. Cosmol. Astropart. Phys.* **07** (2009) 009. [0903.4610](#)
- [125] V. Sahni and Y. Shtanov, Braneworld models of dark energy, *J. Cosmol. Astropart. Phys.* **11**, 014 (2003). [astro-ph/0202346](#)
- [126] P. Brax and C. van de Bruck, Cosmology and brane worlds: A Review, *Class. Quant. Grav.* **20**, R201 (2003). [hep-th/0303095](#)
- [127] A. Chodos and S.L. Detweiler, Where Has the Fifth-Dimension Gone?, *Phys. Rev. D* **21**, 2167 (1980).
- [128] T. Dereli and R.W. Tucker, Dynamical Reduction of Internal Dimensions in the Early Universe, *Phys. Lett.* **125B**, 133 (1983).
- [129] Ö. Akarsu and T. Dereli, The dynamical evolution of 3-space in a higher dimensional steady state universe, *Gen. Rel. Grav.* **45**, 959 (2013). [1210.1155](#)
- [130] Ö. Akarsu and T. Dereli, Late time acceleration of the

- 3-space in a higher dimensional steady state universe in dilaton gravity, *J. Cosmol. Astropart. Phys.* **02** (2013) 050. [1210.8106](#)
- [131] J.G. Russo and P.K. Townsend, Late-time cosmic acceleration from compactification, *Class. Quant. Gravit.* **36**, 095008 (2019). [1811.03660](#)
- [132] B. Boisseau, H. Giacomini, D. Polarski, and A. A. Starobinsky, Bouncing Universes in Scalar-Tensor Gravity Models admitting Negative Potentials, *JCAP* **07** (2015) 002. [1504.07927](#)
- [133] J. Grande, J. Sola, and H. Stefancic, Λ CDM: A Common model solution to the cosmological coincidence problem?, *JCAP* **08** (2006) 011. [gr-qc/0604057](#)
- [134] M. Bouhmadi-Lopez, A. Errahmani, P. Martin-Moruno, T. Ouali, and Y. Tavakoli, The little sibling of the big rip singularity, *Int. J. Mod. Phys. D* **24**, 1550078 (2015). [1407.2446](#)
- [135] J.D. Barrow, Graduated Inflationary Universes, *Phys. Lett. B* **235**, 40 (1990).
- [136] H. Stefancic, Expansion around the vacuum equation of state: Sudden future singularities and asymptotic behavior, *Phys. Rev. D* **71**, 084024 (2005). [astro-ph/0411630](#)
- [137] J.P. Petit and G. d'Agostini, Negative mass hypothesis in cosmology and the nature of dark energy, *Astrophys. Space Sci.* **354**, 611 (2014).
- [138] J.S. Farnes, A unifying theory of dark energy and dark matter: Negative masses and matter creation within a modified Λ CDM framework, *Astron. Astrophys.* **620**, A92 (2018). [1712.07962](#)
- [139] S. Nájera, A. Gamboa, A. Aguilar-Nieto, and C. Escamilla-Rivera, On negative mass cosmology in General Relativity, *Astron. Astrophys.* **651**, L13 (2021). [2105.11041](#)
- [140] A. Chavda, J.D. Barrow, and C.G. Tsagas, Kinematical and dynamical aspects of ghost-matter cosmologies, *Class. Quant. Grav.* **37**, 205010 (2020). [2004.02935](#)
- [141] D.J. Fixsen, The Temperature of the Cosmic Microwave Background, *Astrophys. J.* **707**, 916 (2009). [0911.1955](#)
- [142] Ø. Grøn and S. Hervik, *Einstein's General Theory of Relativity: With Modern Applications in Cosmology* (Springer-Verlag New York, 2007).
- [143] J.L. Bernal, L. Verde, and A.G. Riess, The trouble with H_0 , *JCAP* **10** (2016) 019. [1607.05617](#).
- [144] K. Aylor, M. Joy, L. Knox, M. Millea, S. Raghunathan, and W.L.K. Wu, Sounds Discordant: Classical distance ladder and Λ CDM-based determinations of the cosmological sound horizon, *Astrophys. J.* **874**, 4 (2019). [1811.00537](#)
- [145] G. Efstathiou, To H_0 or not to H_0 ?, *Mon. Not. Roy. Astron. Soc.* **505**, 3866 (2021). [2103.08723](#)
- [146] D. Camarena and V. Marra, On the use of the local prior on the absolute magnitude of Type Ia supernovae in cosmological inference, *Mon. Not. Roy. Astron. Soc.* **504**, 5164 (2021). [2101.08641](#)
- [147] D. Camarena and V. Marra, Local determination of the Hubble constant and the deceleration parameter, *Phys. Rev. Res.* **2**, 013028 (2020). [1906.11814](#)
- [148] L. Anderson *et al.* [BOSS Collaboration], The clustering of galaxies in the SDSS-III Baryon Oscillation Spectroscopic Survey: baryon acoustic oscillations in the Data Releases 10 and 11 Galaxy samples, *Mon. Not. Roy. Astron. Soc.* **441**, 24 (2014). [1312.4877](#)
- [149] D. Camarena and V. Marra, A new method to build the (inverse) distance ladder, *Mon. Not. R. Astron. Soc.* **495**, 2630 (2020). [1910.14125](#)
- [150] D.M. Scolnic, D.O. Jones, A. Rest, Y.C. Pan, R. Chornock, R.J. Foley, M.E. Huber, R. Kessler, G. Narayan, and A.G. Riess, *et al.* The Complete Light-curve Sample of Spectroscopically Confirmed SNe Ia from Pan-STARRS1 and Cosmological Constraints from the Combined Pantheon Sample, *Astrophys. J.* **859**, 101 (2018). [1710.00845](#)
- [151] P. Lemos, E. Lee, G. Efstathiou, and S. Gratton, Model independent $H(z)$ reconstruction using the cosmic inverse distance ladder, *Mon. Not. Roy. Astron. Soc.* **483**, 4803 (2019). [1806.06781](#)
- [152] G. Benevento, W. Hu, and M. Raveri, Can Late Dark Energy Transitions Raise the Hubble constant?, *Phys. Rev. D* **101**, 103517 (2020). [2002.11707](#)
- [153] A. De Felice, S. Mukohyama, and M.C. Pookkillath, Addressing H_0 tension by means of ν CDM, *Phys. Lett. B* **816**, 136201 (2021). [2009.08718](#)
- [154] G. Alestas and L. Perivolaropoulos, Late-time approaches to the Hubble tension deforming $H(z)$, worsen the growth tension, *Mon. Not. Roy. Astron. Soc.* **504**, 3956 (2021). [2103.04045](#)
- [155] R.C. Nunes and E. Di Valentino, Dark sector interaction and the supernova absolute magnitude tension, *Phys. Rev. D* **104**, 063529 (2021). [2107.09151](#)
- [156] G. Alestas, L. Kazantzidis, and L. Perivolaropoulos, $w - M$ phantom transition at $z_t < 0.1$ as a resolution of the Hubble tension, *Phys. Rev. D* **103**, 083517 (2021). [2012.13932](#)
- [157] V. Marra and L. Perivolaropoulos, Rapid transition of G_{eff} at $z_t \simeq 0.01$ as a possible solution of the Hubble and growth tensions, *Phys. Rev. D* **104**, L021303 (2021). [2102.06012](#)
- [158] L. Perivolaropoulos and F. Skara, Hubble tension or a transition of the Cepheid SNIa calibrator parameters?. [2109.04406](#)
- [159] A. Theodoropoulos and L. Perivolaropoulos, The Hubble Tension, the M Crisis of Late Time $H(z)$ Deformation Models and the Reconstruction of Quintessence Lagrangians, *Universe* **7**, 300 (2021). [2109.06256](#)
- [160] N. Aghanim *et al.* [Planck], Planck 2018 results. VIII. Gravitational lensing, *Astron. Astrophys.* **641**, A8 (2020). [1807.06210](#)
- [161] M. Ata *et al.*, The clustering of the SDSS-IV extended Baryon Oscillation Spectroscopic Survey DR14 quasar sample: first measurement of baryon acoustic oscillations between redshift 0.8 and 2.2, *Mon. Not. Roy. Astron. Soc.* **473**, (2018). [1705.06373](#).
- [162] F. Beutler, C. Blake, M. Colless, D.H. Jones, L. Staveley-Smith, L. Campbell, Q. Parker, W. Saunders, and F. Watson, The 6dF Galaxy Survey: baryon acoustic oscillations and the local Hubble constant, *Mon. Not. Roy. Astron. Soc.* **416**, 3017 (2011). [1106.3366](#)
- [163] A. Lewis and S. Bridle, Cosmological parameters from CMB and other data: A Monte Carlo approach, *Phys. Rev. D* **66**, 103511 (2002). [astro-ph/0205436](#)
- [164] MCEvidence is publicly available online at <https://github.com/yabebaFantaye/MCEvidence>.
- [165] J. A. Vazquez, A.N. Lasenby, M. Bridges and M.P. Hobson, A Bayesian study of the primordial power spectrum from a novel closed universe model, *Mon. Not. Roy. Astron. Soc.* **422**, 1948 (2012). [1103.4619](#)

- [166] L.E. Padilla, L.O. Tellez, L.A. Escamilla, and J. A. Vazquez, Cosmological Parameter Inference with Bayesian Statistics, *Universe* **7**, 213 (2021). [1903.11127](#)
- [167] R.J. Cooke, M. Pettini, and C.C. Steidel, One Percent Determination of the Primordial Deuterium Abundance, *Astrophys. J.* **855**, 102 (2018). [1710.11129](#)
- [168] L.E. Marcucci, G. Mangano, A. Kievsky, and M. Viviani, Implication of the proton-deuteron radiative capture for Big Bang Nucleosynthesis, *Phys. Rev. Lett.* **116**, 102501 (2016) [erratum: *Phys. Rev. Lett.* **117**, 049901 (2016)]. [1510.07877](#)
- [169] E.G. Adelberger, A.B. Balantekin, D. Bemmerer, C.A. Bertulani, J.W. Chen, H. Costantini, M. Couder, R. Cyburt, B. Davids, S.J. Freedman *et al.* Solar fusion cross sections II: the pp chain and CNO cycles, *Rev. Mod. Phys.* **83**, 195 (2011). [1004.2318](#)
- [170] W. Handley, fgivex: A Python package for functional posterior plotting, *J. Open Source Softw.* **3**, 849 (2018). [1908.01711](#)
- [171] C. Heymans, T. Tröster, M. Asgari, C. Blake, H. Hildebrandt, B. Joachimi, K. Kuijken, C.A. Lin, A.G. Sánchez, J.L. van den Busch *et al.* KiDS-1000 Cosmology: Multi-probe weak gravitational lensing and spectroscopic galaxy clustering constraints, *Astron. Astrophys.* **646**, A140 (2021). [2007.15632](#)
- [172] T.M.C. Abbott *et al.* [DES], Dark Energy Survey Year 3 Results: Cosmological Constraints from Galaxy Clustering and Weak Lensing. [2105.13549](#)
- [173] Y. Akrami *et al.* [Planck Collaboration], Planck 2018 results. X. Constraints on inflation, *Astron. Astrophys.* **641**, A10 (2020). [1807.06211](#)
- [174] R. Trotta, Bayes in the sky: Bayesian inference and model selection in cosmology, *Contemp. Phys.* **49**, 71 (2008). [0803.4089](#)
- [175] R. Trotta, Bayesian Methods in Cosmology. [1701.01467](#)
- [176] R.E. Kass and A.E. Raftery, Bayes Factors, *J. Am. Statist. Assoc.* **90**, 773 (1995).
- [177] G. F. R. Ellis, H. van Elst, J. Murugan and J. P. Uzan, On the Trace-Free Einstein Equations as a Viable Alternative to General Relativity, *Class. Quant. Grav.* **28**, 225007 (2011). [1008.1196](#).
- [178] T. Josset, A. Perez and D. Sudarsky, Dark Energy from Violation of Energy Conservation, *Phys. Rev. Lett.* **118**, 021102 (2017). [1604.04183](#).
- [179] A. Perez and D. Sudarsky, Dark energy from quantum gravity discreteness, *Phys. Rev. Lett.* **122**, 221302 (2019). [1711.05183](#)
- [180] A. Perez, D. Sudarsky and J. D. Bjorken, A microscopic model for an emergent cosmological constant, *Int. J. Mod. Phys. D* **27**, 1846002 (2018). [1804.07162](#)
- [181] A. Perez and D. Sudarsky, Black holes, Planckian granularity, and the changing cosmological ‘constant’, *Gen. Rel. Grav.* **53**, 40 (2021). [1911.06059](#)
- [182] Ö. Akarsu, S. Kumar, E. Özüiker, and J. A. Vazquez, Relaxing the H_0 tension with diffusion à la Unimodular Gravity. *In preparation*
- [183] M. Ahmed, S. Dodelson, P.B. Greene, and R. Sorkin, Everpresent Λ , *Phys. Rev. D* **69**, 103523 (2004). [astro-ph/0209274](#)
- [184] N. Zwane, N. Afshordi, and R. D. Sorkin, Cosmological tests of Everpresent Λ , *Class. Quant. Grav.* **35**, 194002 (2018). [1703.06265](#)
- [185] S. Surya, The causal set approach to quantum gravity, *Living Rev. Rel.* **22**, 5 (2019). [1903.11544](#)
- [186] A. Mazumdar and G. White, Review of cosmic phase transitions: their significance and experimental signatures, *Rept. Prog. Phys.* **82**, 076901 (2019). [1811.01948](#)
- [187] K. Sato, First Order Phase Transition of a Vacuum and Expansion of the Universe, *Mon. Not. Roy. Astron. Soc.* **195**, 467 (1981) NORDITA-80-29.
- [188] R. Kallosh, A.D. Linde, S. Prokushkin, and M. Shmakova, Gauged supergravities, de Sitter space and cosmology, *Phys. Rev. D* **65**, 105016 (2002). [hep-th/0110089](#)
- [189] R. Kallosh and A.D. Linde, M theory, cosmological constant and anthropic principle, *Phys. Rev. D* **67**, 023510 (2003). [hep-th/0208157](#)
- [190] J. Garriga and A. Vilenkin, Testable anthropic predictions for dark energy, *Phys. Rev. D* **67**, 043503 (2003). [astro-ph/0210358](#)
- [191] J. Garriga, A.D. Linde, and A. Vilenkin, Dark energy equation of state and anthropic selection, *Phys. Rev. D* **69**, 063521 (2004). [hep-th/0310034](#)
- [192] R.R. Caldwell, W. Komp, L. Parker, and D.A.T. Vanzella, Sudden gravitational transition, *Phys. Rev. D* **73**, 023513 (2006). [astro-ph/0507622](#)
- [193] J. Polchinski, The Cosmological Constant and the String Landscape. [hep-th/0603249](#)
- [194] W. Kim and M. Yoon, Transition from AdS universe to DS universe in the BPP model, *JHEP* **04** (2007) 098. [gr-qc/0703019](#)
- [195] T. Biswas and A. Mazumdar, Inflation with a negative cosmological constant, *Phys. Rev. D* **80**, 023519 (2009). [0901.4930](#)
- [196] T. Prokopec, Negative Energy Cosmology and the Cosmological Constant. [1105.0078](#)
- [197] X. Dong, B. Horn, S. Matsuura, E. Silverstein, and G. Torroba, FRW solutions and holography from uplifted AdS/CFT systems, *Phys. Rev. D* **85**, 104035 (2012). [1108.5732](#)
- [198] B. Gupt and P. Singh, Nonsingular AdS-dS transitions in a landscape scenario, *Phys. Rev. D* **89**, 063520 (2014). [1309.2732](#)
- [199] M. Cadoni and M. Ciulu, Dark Energy from holographic theories with hyperscaling violation, *JHEP* **05** (2014) 089. [1311.4098](#)
- [200] X.O. Camanho, J.D. Edelstein, G. Giribet, and A. Gomberoff, Generalized phase transitions in Lovelock gravity, *Phys. Rev. D* **90**, 064028 (2014). [1311.6768](#)
- [201] X.O. Camanho, J.D. Edelstein, A. Gomberoff, and J. A. Sierra-Garcia, On AdS to dS transitions in higher-curvature gravity, *JHEP* **10** (2015) 179. [1504.04496](#)
- [202] Y. Akrami, R. Kallosh, A. Linde, and V. Vardanyan, Dark energy, α -attractors, and large-scale structure surveys, *JCAP* **06** (2018) 041. [1712.09693](#)
- [203] S. Banerjee, U. Danielsson, G. Dibitetto, S. Giri, and M. Schillo, Emergent de Sitter Cosmology from Decaying Anti-de Sitter Space, *Phys. Rev. Lett.* **121**, 261301 (2018). [1807.01570](#)
- [204] F. Denef, A. Hebecker, and T. Wrase, de Sitter swampland conjecture and the Higgs potential, *Phys. Rev. D* **98**, 086004 (2018). [1807.06581](#)
- [205] S. Kachru and S.P. Trivedi, A comment on effective field theories of flux vacua, *Fortsch. Phys.* **67**, 1800086 (2019). [1808.08971](#)
- [206] J.J. Heckman, C. Lawrie, L. Lin and G. Zoccarato, F-theory and Dark Energy, *Fortsch. Phys.* **67**, 1900057

- (2019). [1811.01959](#)
- [207] E. Kiritsis and A. Tsouros, de Sitter versus Anti de Sitter flows and the (super)gravity landscape. [1901.04546](#)
- [208] J. J. Heckman, C. Lawrie, L. Lin, J. Sakstein, and G. Zoccarato, Pixelated Dark Energy, *Fortsch. Phys.* **67**, 1900071 (2019). [1901.10489](#)
- [209] P. Berglund, T. Hübsch, and D. Minic, On Stringy de Sitter Spacetimes, *JHEP* **12** (2019) 166. [1902.08617](#)
- [210] P. Berglund, T. Hübsch, and D. Minić, Dark Energy and String Theory, *Phys. Lett. B* **798**, 134950 (2019). [1905.08269](#)
- [211] S. Banerjee, U. Danielsson, G. Dibitetto, S. Giri, and M. Schillo, de Sitter Cosmology on an expanding bubble, *JHEP* **10** (2019) 164. [1907.04268](#)
- [212] S.P. De Alwis, F. Muia, V. Pasquarella, and F. Quevedo, Quantum Transitions Between Minkowski and de Sitter Spacetimes, *Fortsch. Phys.* **68**, 2000069 (2020). [1909.01975](#)
- [213] S.A. Franchino-Viñas and S. Mignemi, Asymptotic freedom for $\lambda\phi^4$ QFT in Snyder–de Sitter space, *Eur. Phys. J. C* **80**, 382 (2020). [1911.08921](#)
- [214] D. Samart and P. Channuie, Gravitational AdS to dS phase transition in five-dimensional Einstein-Maxwell-Gauss-Bonnet gravity, *Phys. Rev. D* **102**, 064008 (2020). [2001.06096](#)
- [215] D. Samart and P. Channuie, Gravitational phase transition mediated by thermalon in Einstein-Gauss-Bonnet-Maxwell-Kalb-Ramond gravity, *JHEP* **08** (2020) 100. [2004.13787](#)
- [216] D. Samart and P. Channuie, AdS to dS phase transition mediated by thermalon in Einstein-Gauss-Bonnet gravity from Rényi statistics. [2012.14828](#)
- [217] P. Berglund, T. Hübsch, and D. Minic, Stringy Bubbles Solve de Sitter Troubles, *Universe* **7**, 363 (2021). [2109.01122](#)