

Vector meson spectral function in a dynamical AdS/QCD model

Yan-Qing Zhao^{1,*} and Defu Hou^{1,†}

¹*Institute of Particle Physics and Key Laboratory of Quark and Lepton Physics (MOS),
Central China Normal University, Wuhan 430079, China*

(Dated: June 22, 2022)

By using gauge/gravity duality, we calculate the spectral function of the heavy vector mesons with the presence of an intense magnetic field in a hot and dense medium. The results show that, a general conclusion, as the increases of magnetic field, chemical potential and temperature, the height of the peak of the spectral function decreases and the width increases. A nontrivial result is the change from the peak position of spectral function. We explain this non-trivial behavior by the interplay of the interaction between the two heavy quarks and the interaction between the medium with each of the heavy quarks.

INTRODUCTION

A new matter state, quark-gluon plasma, has been generated at the Relativistic Heavy-Ion Collider (RHIC) in Brookhaven. These substances are interconnected by strong interactions which can be elaborated by quantum chromodynamics (QCD). So this new state of matter is also extensively called the strongly-correlated quark-gluon plasma (sQGP) [1]. The strength of the coupling between them is related to the energy. At high energy, the coupling is very small, and quarks have the property of asymptotic freedom, which can be studied by perturbation theory. At low energy, the coupling is very large, and quarks have the property of color confinement, so the perturbation theory is no longer applicable and a non-perturbation method needs to be employed. Fortunately, gauge/gravity correspondence or the bulk/boundary correspondence [2–15], a new approach, provides a powerful tool to study the non-perturbative regime of the physics system. The most attractive achievement of the gauge/gravity correspondence is that one can also perform an analytical calculation by this technique.

The suppression of J/Ψ and $\Upsilon(1S)$ peaks in the dilepton spectrum plays an important role in many signals of phase transition. Heavy quarkonium may survive, due to Coulomb attraction between quark and antiquark, as bound states when the quark matter encounters phase transitions. The seminal paper of quarkonium suppression is from Matsui and Satz [16] where the estimate for the dissociation temperature was first made, $T_{dis} \sim 1.2T_c$. By analyzing the spectral function in the Nambu-Jona-Lasinio model, Ref. [17] points out that quark-antiquark excitations, small mass and narrow width in the $\pi - \sigma$ channels, still exist at $T > T_c$ where T_c is the phase transition temperature. However, Ref. [18] studies J/Ψ and η_c , by discussing the correlation function of J/Ψ at finite temperature on $32^3 \times (32 - 96)$ anisotropic lattices using the maximum entropy method (MEM), in the deconfined plasma from lattice QCD, the results show that J/Ψ and η_c can survive in the plasma with obvious resonance state up to $T \simeq 1.6T_c$ and dissociate at $1.6T_c \leq T \leq 1.9T_c$. Next, Ref. [19] considers the $Q\bar{Q}$ with quark masses close to the charm mass on very fine isotropic lattices, the results show that the J/Ψ and η_c can survive up to $1.5T_c$ and vanish at $3T_c$.

RHIC experiments show that sQGP not only has the properties of high temperature and density, but also a very intense magnetic field engendered in noncentral relativistic heavy-ion collision and exists long enough to also affect the produced quark-gluon plasma [20–28]. In recent years, a lot of work has revealed the dependence of thermal QGP properties on the magnetic field and chemical potential [29–57]. Ref. [58] deliberates the finite-temperature influences on the spectral function in the vector channel and pointed out that the dissociation of the heavy vector meson tower onto the AdS black hole results in the in-medium mass shift and the width broadening. The lattice QCD studies, for the J/ψ spectral function at finite temperature, show that mesons can survive beyond $2T_c$ where T_c devotes to the phase transition temperature [18, 19, 59]. Ref. [60] calculates low-lying (axial-)vector meson mass spectra in a five-dimensional deformed AdS_5 holographic QCD by a bulk scalar field, which is a kind of soft-wall model. They pointed out that such deformation effects are important to reproduce the experimental data for vector mesons and the axial-vector mesons. The paper [61], by introducing the probe D7-branes to the 10d gravitational backgrounds to add flavor degrees of freedom, indicates that the magnetic field decreases the mass gap of the meson spectrum along with their masses. Ref. [50] displays the heavy meson dissociation in a plasma with magnetic fields and states clearly the dissociation effect increases with the magnetic field for magnetic fields parallel and perpendicular, respectively, to the polarization. The case of finite density is studied in [62], which gives that increasing temperature and chemical potential decrease the peak of spectral function showing the thermal dissociation process. Ref. [63] calculates the dissociation temperature of J/Ψ and $\Upsilon(1S)$ state by solving the Schrödinger equation of the potential model. They find the ratios of the dissociation temperatures for quarkonium with the U -ansatz of the potential to the deconfinement temperature to agree with the lattice results within a factor of two.

Inspired by [50, 62], the main objective of this manuscript is to investigate the spectral function for J/ψ and $\Upsilon(1S)$ state by considering a more general situation, including chemical potential and magnetic field in gravity background, which could better simulate the sQGP environment produced by RHIC experiments. The introduced magnetic field breaks the

$SO(3)$ invariance into $SO(2)$ invariance, that is, the magnetic field only changes the geometry perpendicular to it which is different from other models. The manuscript is organized as follows. In section , we review the magnetized holographic QCD model with running dilaton and chemical potential. In section , we give the specific derivation process for calculating the spectral function of J/ψ and $\Upsilon(1S)$ states. In section , we show and discuss the figure results.

HOLOGRAPHIC QCD MODEL

We consider a 5d EMD gravity system with two Maxwell fields and a neutral dilaton scalar field as a thermal background for the corresponding hot, dense and magnetized QCD, where the finite temperature effects are introduced by black hole thermodynamics, the finite density effects are related to the charge of the black hole, and the real physical magnetic fields are related to the five-dimensional magnetic field. The 5-d Lagrangian is given by

$$\mathcal{L} = \sqrt{-g}(R - \frac{g_1(\phi_0)}{4}F_{(1)\mu\nu}F^{\mu\nu} - \frac{g_2(\phi_0)}{4}F_{(2)\mu\nu}F^{\mu\nu} - \frac{1}{2}\partial_\mu\phi_0\partial^\mu\phi_0 - V(\phi_0)). \quad (1)$$

where $F_{(i)\mu\nu}$ ($i = 1, 2$) is the field strength tensor for $U(1)$ gauge field, $g_i(\phi_0)$ ($i = 1, 2$) is the gauge coupling kinetic function, ϕ_0 is the dilaton field, $V(\phi_0)$ is the potential of the ϕ_0 (see[64] for exact expression). By introducing external magnetic field in x_1 direction damages the $SO(3)$ invariance to $SO(2)$ invariance in boundary spatial coordinates, so we consider the following anisotropic ansatz for the background blackening metric $f_{\mu\nu}$ and (ϕ_0, A_μ) fields in Einstein frame [64]

$$ds^2 = \frac{R^2 S(z)}{z^2}(-f(z)dt^2 + dx_1^2 + e^{B^2 z^2}(dx_2^2 + dx_3^2) + \frac{dz^2}{f(z)}),$$

$$\phi_0 = \phi_0(z), \quad A_{(1)\mu} = A_t(z)\delta_\mu^t, \quad F_{(2)} = B dx_2 \wedge dx_3, \quad (2)$$

with

$$f(z) = 1 + \int_0^z d\xi \xi^3 e^{-B^2 \xi^2 - 3A(\xi)} [K + \frac{\tilde{\mu}^2}{2R_{gg}R^2} e^{R_{gg}\xi^2}],$$

$$K = -\frac{1 + \frac{\tilde{\mu}^2}{2R_{gg}R^2} \int_0^{z_h} d\xi \xi^3 e^{-B^2 \xi^2 - 3A(\xi) + R_{gg}\xi^2}}{\int_0^{z_h} d\xi \xi^3 e^{-B^2 \xi^2 - 3A(\xi)}},$$

$$\tilde{\mu} = \frac{\mu}{\int_0^{z_h} d\xi \frac{\xi e^{-B^2 \xi^2}}{g_1(\xi)\sqrt{S(\xi)}}}, \quad (3)$$

where R is the radius of the asymptotic AdS spaces, $S(z)$ is the scale factor, $f(z)$ represents the blackening function and μ is the chemical potential. We stipulate that the asymptotic boundary is at $z = 0$ and $z = z_h$ labels the location of horizon where $f(z_h) = 0$. The concrete form of gauge coupling function g_1 can be determined by fitting the vector meson mass

spectrum. The linear Regge trajectories for $B = 0$ can be restored when

$$g_1(z) = \frac{e^{-R_{gg}z^2 - B^2 z^2}}{\sqrt{S(z)}}. \quad (4)$$

Here, this B , in units GeV , is the 5d magnetic field. The 4d physical magnetic field is $e\mathcal{B} \sim \frac{const}{R} \times B$ where $R = 1GeV^{-1}$ is the AdS length and $const = 1.6$ (See details in Ref.[44]). For convenience, we will use the 5-Dimensional magnetic field B to participate in the calculation in the subsequent parts. Using $S(z) = e^{2A(z)}$, one can obtain $R_{gg} = 1.16GeV^2$ for heavy meson state J/ψ . In the following calculation, we take $A(z) = -az^2$ where $a = 0.15GeV^2$ matching with the lattice QCD deconfinement temperature at $B = 0GeV$ [65].

The Hawking temperature with magnetic field and chemical potential can be computed by surface gravity

$$T(z_h, \mu, B) = \frac{-z_h^3 e^{-3A(z_h) - B^2 z_h^2}}{4\pi} (K + \frac{\tilde{\mu}^2}{2R_{gg}R^2} e^{R_{gg}z_h^2}). \quad (5)$$

The original paper [64] assumes that the dilaton field ϕ remains real everywhere in the bulk, which leads to magnetic field $B \leq B_c \simeq 0.61GeV$. In this holographic inverse magnetic catalysis model, the deconfinement temperature is $T_c = 0.268GeV$ at zero chemical potential and magnetic field.

SPECTRAL FUNCTION

In this section, we will calculate the spectral function for the J/ψ state and $\Upsilon(1S)$ state by a phenomenological model proposed in Ref. [62]. The vector field $A_m = (A_\mu, A_z)$ ($\mu = 0, 1, 2, 3$) is used to represent the heavy quarkonium, which is dual to the gauge theory current $J^\mu = \bar{\Psi}\gamma^\mu\Psi$. The standard Maxwell action takes the following form

$$S = \int d^4x dz \sqrt{-g} e^{-\phi(z)} [-\frac{1}{4g_5^2} F_{mn} F^{mn}], \quad (6)$$

where $F_{mn} = \partial_m A_n - \partial_n A_m$. The scalar field $\phi(z)$, including three energy parameters, is used to parameterize different mesons,

$$\phi(z) = \kappa^2 z^2 + Mz + \tanh\left(\frac{1}{Mz} - \frac{\kappa}{\sqrt{\Gamma}}\right), \quad (7)$$

where κ labels the quark mass, Γ is the string tension of the quark pair and M denotes a large mass related to the heavy quarkonium non-hadronic decay. There is a matrix element $\langle 0|J_\mu(0)|X(1S)\rangle = \epsilon_\mu f_n m_n$ (X shows the heavy mesons Υ or Ψ , $\langle 0|$ is the hadronic vacuum, J_μ is the hadronic current and f_n indicates the decay constant) when the heavy vector mesons decay into leptons. The value of three energy parameters for charmonium and bottomonium in the scalar field, de-

n	State	$M_{\text{exp}}(\text{MeV})$	model1(MeV)	model2(MeV)
1	J/Ψ	3096.916 ± 0.011	3037.1	3510.7
2	$\Psi(2S)$	3686.109 ± 0.012	4126.0	4082.2
3	$\Psi(3S)$	4039 ± 1	4971.9	4523.2
4	$\Psi(4S)$	4421 ± 4	5679.0	4890.8

TABLE I: Holographic masses for the Charmonium S-wave resonances. Experimental results are from PDG[67].

n	State	$M_{\text{exp}}(\text{MeV})$	model1(MeV)	model2(MeV)
1	$\Upsilon(1S)$	9460.3 ± 0.26	7073.7	9196.0
2	$\Upsilon(2S)$	10023.26 ± 0.32	9040.4	10276.6
3	$\Upsilon(3S)$	10355.2 ± 0.5	10620.0	10645.9
4	$\Upsilon(4S)$	10579.4 ± 1.2	11963.0	10951.9

TABLE II: Holographic masses for the Bottomonium S-wave resonances. Experimental results are from PDG[67].

terminated by fitting the spectrum of masses [50], are respectively:

$$\begin{aligned} \kappa_c &= 1.2\text{GeV}, \quad \sqrt{\Gamma_c} = 0.55\text{GeV}, \quad M_c = 2.2\text{GeV}, \\ \kappa_b &= 2.45\text{GeV}, \quad \sqrt{\Gamma_b} = 1.55\text{GeV}, \quad M_b = 6.2\text{GeV}. \end{aligned} \quad (8)$$

The spectral function for J/Ψ state and $\Upsilon(1S)$ state will be calculated with the help of the membrane paradigm [66]. The equation of motion obtained from Eq. (6) are as follows

$$\partial_m(\sqrt{-g}e^{-\phi(z)}F^{mn}) = 0. \quad (9)$$

For the z-foliation, the conjugate momentum of the gauge field A^μ is given by the following formula:

$$j^\mu = -\sqrt{-g}e^{-\phi(z)}F^{z\mu}. \quad (10)$$

Supposing plane wave solutions for A^μ have nothing to do with the coordinates x_2 and x_3 -in other words, the plane wave propagates in the x_1 direction. The equation of motion (9) can be split into two parts: longitudinal-the fluctuations along (t, x_1) ; transverse-fluctuations along (x_2, x_3) . Combined with Eq.(10), the longitudinal components t, x_1, z of Eq.(9) can be expressed respectively as

$$-\partial_z j^t - \frac{R\sqrt{S(z)}e^{B^2 z^2 - \phi}}{zf(z)}\partial_{x_1} F_{x_1 t} = 0, \quad (11)$$

$$-\partial_z j^{x_1} + \frac{R\sqrt{S(z)}e^{B^2 z^2 - \phi}}{zf(z)}\partial_t F_{x_1 t} = 0, \quad (12)$$

$$\partial_{x_1} j^{x_1} + \partial_t j^t = 0. \quad (13)$$

By using the Bianchi identity, one can get

$$\partial_z F_{x_1 t} - \frac{ze^{\phi - B^2 z^2}}{R\sqrt{S(z)}f(z)}\partial_t j^{x_1} - \frac{zf(z)e^{\phi - B^2 z^2}}{R\sqrt{S(z)}}\partial_{x_1} j^t = 0. \quad (14)$$

The longitudinal "conductivity" and its derivative are defined as

$$\sigma_L(\omega, \vec{p}, z) = \frac{j^{x_1}(\omega, \vec{p}, z)}{F_{x_1 t}(\omega, \vec{p}, z)}, \quad (15)$$

$$\partial_z \sigma_L(\omega, \vec{p}, z) = \frac{\partial_z j^{x_1}}{F_{x_1 t}} - \frac{j^{x_1}}{F_{x_1 t}^2} \partial_z F_{x_1 t}. \quad (16)$$

The transverse channel is decided by following the dynamical equation

$$-\partial_z j^{x_2} - \frac{Re^{-\phi}\sqrt{S(z)}}{z} \left(\frac{\partial_t F_{tx_2}}{f(z)} - \partial_{x_1} F_{x_1 x_2} \right) = 0, \quad (17)$$

$$\partial_z F_{x_2 t} - \frac{ze^{\phi}}{R\sqrt{S(z)}f(z)} \partial_t j^{x_2} = 0, \quad (18)$$

$$\partial_{x_1} F_{tx_2} + \partial_t F_{x_2 x_1} = 0. \quad (19)$$

The latter two equations from the Bianchi identity are constraint equations. Now, the transverse "conductivity" and its derivative are defined as

$$\sigma_T(\omega, \vec{p}, z) = \frac{j^{x_2}(\omega, \vec{p}, z)}{F_{x_2 t}(\omega, \vec{p}, z)}, \quad (20)$$

$$\partial_z \sigma_T(\omega, \vec{p}, z) = \frac{\partial_z j^{x_2}}{F_{x_2 t}} - \frac{j^{x_2}}{F_{x_2 t}^2} \partial_z F_{x_2 t}. \quad (21)$$

The Kubo's formula shows that the five-dimensional "conductivity" at the boundary is related to the retarded Green's function:

$$\sigma_L(\omega) = \frac{-G_R^L(\omega)}{i\omega}, \quad (22)$$

$$\sigma_T(\omega) = \frac{-G_R^T(\omega)}{i\omega}, \quad (23)$$

where σ_L is interpreted as the longitudinal AC conductivity and σ_T denotes the transverse AC conductivity; Here $G_R^L(\omega)$ and $G_R^T(\omega)$ are longitudinal and transverse retarded two-point Green's function of the currents, which can be calculated from the solutions of equations of motion from AdS/CFT [66, 68]. To obtain flow equations (16) and (21), we assume $A_\mu = A_n(p, z)e^{-i\omega t + ipx_1}$, where $A_n(p, z)$ is the quasinormal modes. Therefore, we have $\partial_t F_{x_1 t} = -i\omega F_{x_1 t}$, $\partial_t j^{x_1} = -i\omega j^{x_1}$ for Eq. (16) and $\partial_t F_{x_1 x_2} = -i\omega F_{x_1 x_2}$, $\partial_t F_{tx_2} = -i\omega F_{tx_2}$, $\partial_t j^{x_2} = -i\omega j^{x_2}$ for Eq.(21). By combining Eq.(12), Eq.(13), Eq.(14) for longitudinal case and Eq.(17), Eq.(18), Eq.(19) for the transverse case and the momentum $P = (\omega, 0, 0, 0)$ with metric(2), the Eq.(16) and Eq.(21) can be written as

$$\partial_z \sigma_L = \frac{iz\omega}{f(z)e^{B^2 z^2 - \phi + A(z)}} \left(\sigma_L^2 - \frac{e^{2(B^2 z^2 - \phi + A(z))}}{z^2} \right), \quad (24)$$

$$\partial_z \sigma_T = \frac{iz\omega}{f(z)e^{A(z) - \phi}} \left(\sigma_T^2 - \frac{e^{2(A(z) - \phi)}}{z^2} \right). \quad (25)$$

The initial condition for solving the equation can be obtained by requiring regularity at the horizon $\partial_z \sigma_{L(T)} = 0$. It is not

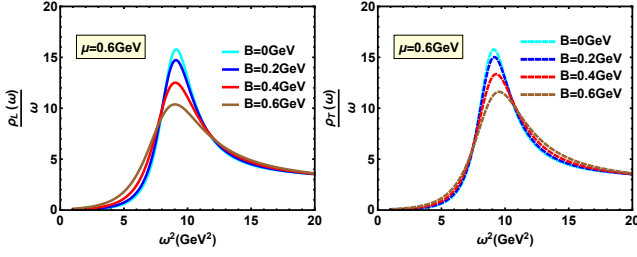


FIG. 1: The spectral function of the J/Ψ state with different magnetic field B at $T = 0.3\text{GeV}$. The left picture is for magnetic field parallel to polarization and the right one is for magnetic field perpendicular to polarization.

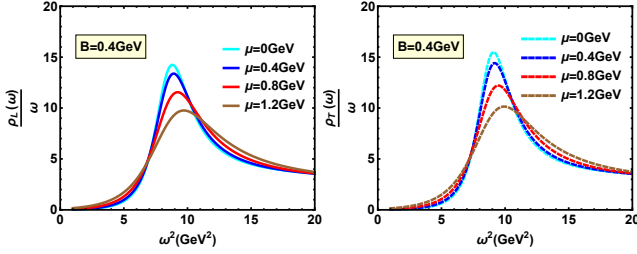


FIG. 2: The spectral function of the J/Ψ state with different chemical potential μ at $T = 0.3\text{GeV}$. The left picture is for magnetic field parallel to polarization and the right one is for magnetic field perpendicular to polarization.

difficult to find that the metric Eq.(2) restores the $SO(3)$ invariance and the flow equations Eq.(24) and Eq.(25) have the same form when magnetic field $B = 0\text{GeV}$. The spectral function is defined by the retarded Green's function

$$\rho(\omega) \equiv -\text{Im}G_R(\omega) = \omega \text{Re} \sigma|_{z=0}. \quad (26)$$

CONCLUSION AND DISCUSSION

In this paper, By making use of a general magnetic field dependent dynamical AdS/QCD model we investigate the spectral function of heavy mesons(J/Ψ and $\Upsilon(1S)$). Here, the heavy vector mesons are represented by a phenomenological model proposed in Ref. [62]. The spectral function are calculated by using the membrane paradigm [66]. First, we show the holographic quarkonium masses in zero temperature case (see [69] for the detailed calculation process), in tables I and II, for the states $1S, 2S, 3S, 4S$ in two different dilatons, quadratic dilaton(model1)- $\phi(z) = \kappa^2 z^2 + Mz + \tanh\left(\frac{1}{Mz} - \frac{\kappa}{\sqrt{T}}\right)$, nonquadratic dilaton(model2) [70]- $\phi(z) = (\kappa z)^{2-\alpha} + Mz + \tanh\left(\frac{1}{Mz} - \frac{\kappa}{\sqrt{T}}\right)$, for the values of parameters in model2, see Ref. [70]. Further, we compare the theoretical values with the experimental values[67] for heavy mesons mass.

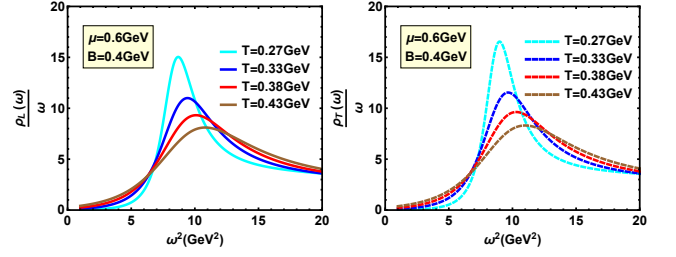


FIG. 3: The spectral function of the J/Ψ state for different temperature T . The left picture is for magnetic field parallel to polarization and the right one is for magnetic field perpendicular to polarization.

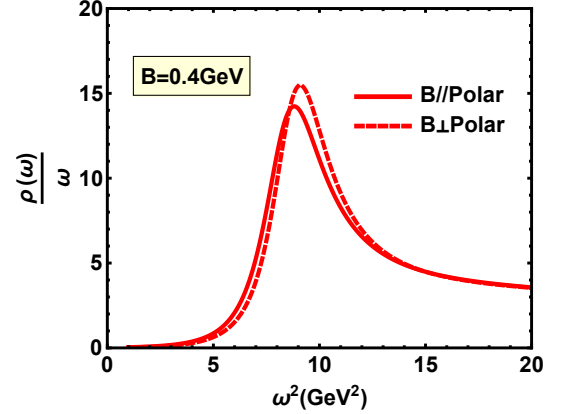


FIG. 4: The spectral function of the J/Ψ state for parallel case and perpendicular case at $T = 0.3\text{GeV}$, $\mu = 0\text{GeV}$.

The Result For J/Ψ

In Fig.1, the spectral function of the J/Ψ state for different magnetic fields parallel and perpendicular to the polarization are shown. The bell shape represents the resonant state and peak position ω is related to the resonant mass. The width corresponding to half the peak height is the resonant decay width. One can find that increasing magnetic field reduces the height of the peak and enlarges its width of that. This phenomenon indicates that the appearance of magnetic field speeds the dissociation which is consistent with Ref.[50]. In addition, an interesting phenomenon is, with the increase of magnetic field, the position of spectral function peak has basically not changed for magnetic field parallel to polarization while increasing magnetic field leads to the position of peak moves to the right when the magnetic field is perpendicular to the polarization.

We present the spectral function of the J/Ψ state for different chemical potentials in Fig.2. It can be found that chemical potential has a similar effect as the magnetic field. Increasing chemical potential reduces the height of the peak and increases the width which is consistent with Ref.[62]. However, it must be noted that increasing chemical potential causes the position of the peak to move slowly to the right. In other words, increasing chemical potential leads to an increase in

the effective mass of the resonance for finite temperature case.

In Fig.3, the behavior of spectral function is extraordinarily sensitive to the temperature of the current physical system. With the increase of the medium temperature, the height of the peak decreases rapidly which is in line with Ref.[71]. The effect of temperature on the width and the position of the peak is similar to that of chemical potential, which is consistent with Ref.[70] and the lattice results in Ref.[72].

Besides, in Fig.4, we compare the magnetic field parallel to polarization with perpendicular to that. The comparison shows that the melting effect produced by the magnetic field is stronger when it is parallel to the polarization direction, which diametrically opposes to Ref.[50]. This difference comes from two aspects: One is this result can be well explained by comparing Eq.(24) and Eq.(25) in terms of appearance, the appearance of the magnetic field in the denominator of the first term on the right of Eq. (24) and the numerator inside the bracket both decrease the value of $Re\sigma$ numerically. In contrast, Eq.(25) does not have a magnetic field, formally. The second is the dilaton introduced in the action, in other words, that is the difference between the EM model and the EMD model. In this paper, we consider the EMD model. The advantages of EMD model can be found in Ref. [56]. The dilaton will deform the space and influence the magnetic field in different directions. Further, we find EMD model can realize the Cornell potential and show the magnetic field in a parallel direction has a large influence on potential. Action without the dilaton field cannot get a proper behavior of single quark. The result from lattice [73] also highlights the importance of a dilaton field in action. In addition, the effective mass is smaller when the magnetic field is parallel to the polarization.

The Result For $\Upsilon(1S)$

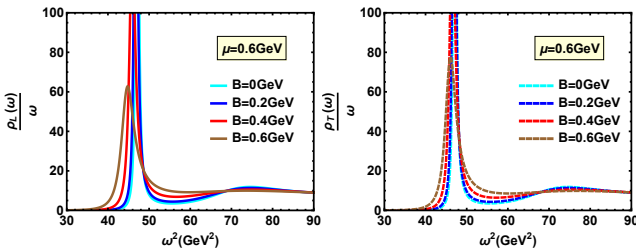


FIG. 5: The spectral function of the $\Upsilon(1S)$ state with different magnetic field B at $T = 0.3\text{GeV}$. The left picture is for magnetic field parallel to polarization and the right one is for magnetic field perpendicular to polarization.

The spectral function for the $\Upsilon(1S)$ state with various cases are shown in Fig. 5-Fig. 8. Compared with J/Ψ , one can find the only difference is from the change of the peak position of spectral function. As increasing magnetic field, the peak position of spectral function shifts to the left. See Fig. 6 and Fig. 7, the position of the peak first moves to the left[74, 75] and then

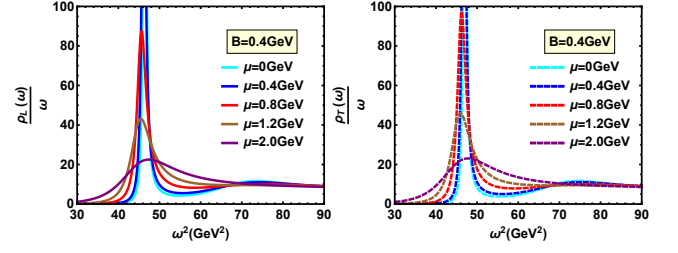


FIG. 6: The spectral function of the $\Upsilon(1S)$ state with different chemical potential μ at $T = 0.3\text{GeV}$. The left picture is for magnetic field parallel to polarization and the right one is for magnetic field perpendicular to polarization.

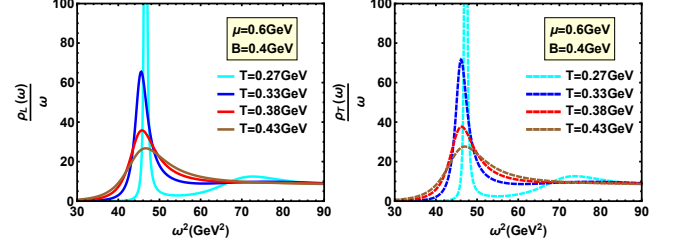


FIG. 7: The spectral function of the $\Upsilon(1S)$ state for different temperature T . The left picture is for magnetic field parallel to polarization and the right one is for magnetic field perpendicular to polarization.

gradually to the right[72, 76] with the increase of temperature and chemical potential. We explained this non-trivial behavior by the interplay of the interaction between the two heavy quarks and the interaction between the medium with each of heavy quark. It is well known that the interaction strength between the two heavy quarks of $\Upsilon(1S)$ is stronger than that of J/Ψ and the interaction between the medium and each of heavy quarks of $\Upsilon(1S)$ is weaker than that of J/Ψ . So, a general conclusion is, in the strong coupling system, the effective mass is dominated by the depression effect at a lower temperature, lower chemical potential and shorter distance of interaction; however, the effective mass is dominated by the

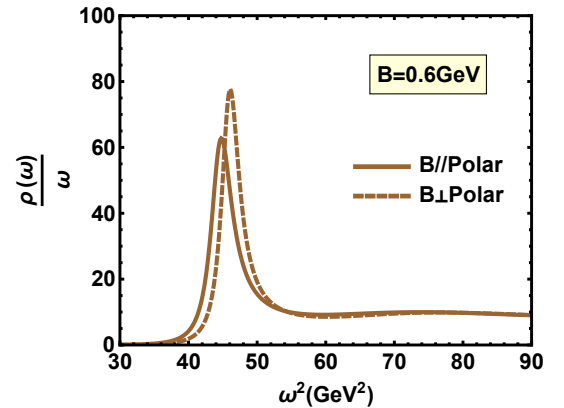


FIG. 8: The spectral function of the $\Upsilon(1S)$ state for parallel case and perpendicular case at $T = 0.3\text{GeV}$, $\mu = 0.6\text{GeV}$.

enhancement effect at a higher temperature, higher chemical potential and longer distance of the heavy quarks. In other words, the effective mass is closely related to the coupling strength and the distance of interaction between the $Q\bar{Q}$ pair.

ACKNOWLEDGMENTS

This work is supported by the National Natural Science Foundation of China by Grant Nos. 11735007, 11890711, and 11890710. In addition, the first author wants to thank Haicang Ren and Zhou-Run Zhu for helpful discussions.

Reference

-
- * Electronic address: zhaoyanqing@mails.ccnu.edu.cn
† Corresponding author; Electronic address: houdf@mail.ccnu.edu.cn
- [1] M. Gyulassy and L. McLerran, Nucl. Phys. A **750**, 30 (2005), nucl-th/0405013.
 - [2] J. M. Maldacena, Adv. Theor. Math. Phys. **2**, 231 (1998), hep-th/9711200.
 - [3] E. Witten, Adv. Theor. Math. Phys. **2**, 253 (1998), hep-th/9802150.
 - [4] S. de Haro, S. N. Solodukhin, and K. Skenderis, Commun. Math. Phys. **217**, 595 (2001), hep-th/0002230.
 - [5] S.-J. Rey and J.-T. Yee, Eur. Phys. J. C **22**, 379 (2001), hep-th/9803001.
 - [6] I. R. Klebanov and E. Witten, Nucl. Phys. B **556**, 89 (1999), hep-th/9905104.
 - [7] A. Karch and E. Katz, JHEP **06**, 043 (2002), hep-th/0205236.
 - [8] J. Erlich, E. Katz, D. T. Son, and M. A. Stephanov, Phys. Rev. Lett. **95**, 261602 (2005), hep-ph/0501128.
 - [9] D. Z. Freedman, S. D. Mathur, A. Matusis, and L. Rastelli, Nucl. Phys. B **546**, 96 (1999), hep-th/9804058.
 - [10] G. Policastro, D. T. Son, and A. O. Starinets, JHEP **09**, 043 (2002), hep-th/0205052.
 - [11] J. Casalderrey-Solana, H. Liu, D. Mateos, K. Rajagopal, and U. A. Wiedemann, *Gauge/String Duality, Hot QCD and Heavy Ion Collisions* (Cambridge University Press, 2014), ISBN 978-1-139-13674-7, 1101.0618.
 - [12] R. Gopakumar and C. Vafa, Adv. Theor. Math. Phys. **3**, 1415 (1999), hep-th/9811131.
 - [13] R. Emparan, C. V. Johnson, and R. C. Myers, Phys. Rev. D **60**, 104001 (1999), hep-th/9903238.
 - [14] M. M. Caldarelli, G. Cognola, and D. Klemm, Class. Quant. Grav. **17**, 399 (2000), hep-th/9908022.
 - [15] S. W. Hawking, C. J. Hunter, and M. Taylor, Phys. Rev. D **59**, 064005 (1999), hep-th/9811056.
 - [16] T. Matsui and H. Satz, Phys. Lett. B **178**, 416 (1986).
 - [17] T. Hatsuda and T. Kunihiro, Phys. Rev. Lett. **55**, 158 (1985).
 - [18] M. Asakawa and T. Hatsuda, Phys. Rev. Lett. **92**, 012001 (2004), hep-lat/0308034.
 - [19] S. Datta, F. Karsch, P. Petreczky, and I. Wetzorke, Phys. Rev. D **69**, 094507 (2004), hep-lat/0312037.
 - [20] V. Skokov, A. Y. Illarionov, and V. Toneev, Int. J. Mod. Phys. A **24**, 5925 (2009), 0907.1396.
 - [21] A. Bzdak and V. Skokov, Phys. Lett. B **710**, 171 (2012), 1111.1949.
 - [22] Z.-R. Zhu, D.-f. Hou, and X. Chen, Eur. Phys. J. C **80**, 550 (2020), 1912.05806.
 - [23] Z.-R. Zhu, Y.-K. Liu, and D. Hou (2021), 2108.05148.
 - [24] V. Voronyuk, V. D. Toneev, W. Cassing, E. L. Bratkovskaya, V. P. Konchakovski, and S. A. Voloshin, Phys. Rev. C **83**, 054911 (2011), 1103.4239.
 - [25] V. Roy, S. Pu, L. Rezzolla, and D. H. Rischke, Phys. Rev. C **96**, 054909 (2017), 1706.05326.
 - [26] K. Tuchin, Adv. High Energy Phys. **2013**, 490495 (2013), 1301.0099.
 - [27] N. Seiberg, Nucl. Phys. B **435**, 129 (1995), hep-th/9411149.
 - [28] V. P. Gusynin, V. A. Miransky, and I. A. Shovkovy, Nucl. Phys. B **462**, 249 (1996), hep-ph/9509320.
 - [29] D. E. Kharzeev and H.-U. Yee, Phys. Rev. D **83**, 085007 (2011), 1012.6026.
 - [30] X. Cao, H. Liu, and D. Li, Phys. Rev. D **102**, 126014 (2020), 2009.00289.
 - [31] F. Preis, A. Rebhan, and A. Schmitt, JHEP **03**, 033 (2011), 1012.4785.
 - [32] T. Albash, V. G. Filev, C. V. Johnson, and A. Kundu, JHEP **07**, 080 (2008), 0709.1547.
 - [33] T. Kalaydzhyyan and I. Kirsch, Phys. Rev. Lett. **106**, 211601 (2011), 1102.4334.
 - [34] X. Cao, S. Qiu, H. Liu, and D. Li, JHEP **08**, 005 (2021), 2102.10946.
 - [35] S. I. Finazzo, R. Critelli, R. Rougemont, and J. Noronha, Phys. Rev. D **94**, 054020 (2016), [Erratum: Phys.Rev.D 96, 019903 (2017)], 1605.06061.
 - [36] F. Preis, A. Rebhan, and A. Schmitt, Lect. Notes Phys. **871**, 51 (2013), 1208.0536.
 - [37] R. Rougemont, R. Critelli, and J. Noronha, Phys. Rev. D **93**, 045013 (2016), 1505.07894.
 - [38] Y.-Y. Bu, J. Erdmenger, J. P. Shock, and M. Strydom, JHEP **03**, 165 (2013), 1210.6669.
 - [39] C. Hoyos, T. Nishioka, and A. O'Bannon, JHEP **10**, 084 (2011), 1106.4030.
 - [40] A. Gorsky, P. N. Kopnin, and A. V. Zayakin, Phys. Rev. D **83**, 014023 (2011), 1003.2293.
 - [41] R.-G. Cai, S. He, L. Li, and L.-F. Li, JHEP **12**, 036 (2013), 1309.2098.
 - [42] K. A. Mamo, JHEP **05**, 121 (2015), 1501.03262.
 - [43] K. Jensen, A. Karch, and E. G. Thompson, JHEP **05**, 015 (2010), 1002.2447.
 - [44] D. Dudal, D. R. Granado, and T. G. Mertens, Phys. Rev. D **93**, 125004 (2016), 1511.04042.
 - [45] N. Jokela, G. Lifschytz, and M. Lippert, JHEP **05**, 105 (2012), 1204.3914.
 - [46] N. Callebaut, D. Dudal, and H. Verschelde, JHEP **03**, 033 (2013), 1105.2217.
 - [47] V. G. Filev and R. C. Raskov, Adv. High Energy Phys. **2010**, 473206 (2010), 1010.0444.
 - [48] U. Gürsoy, I. Iatrakis, M. Järvinen, and G. Nijs, JHEP **03**, 053 (2017), 1611.06339.
 - [49] N. Evans, C. Miller, and M. Scott, Phys. Rev. D **94**, 074034 (2016), 1604.06307.
 - [50] N. R. F. Braga and L. F. Ferreira, Phys. Lett. B **783**, 186 (2018), 1802.02084.
 - [51] P. Colangelo, F. Giannuzzi, S. Nicotri, and F. Zuo, Phys. Rev. D **88**, 115011 (2013), 1308.0489.
 - [52] U. Gürsoy, M. Järvinen, and G. Nijs, Phys. Rev. Lett. **120**,

- 242002 (2018), 1707.00872.
- [53] N. R. F. Braga and L. F. Ferreira, *Phys. Lett. B* **795**, 462 (2019), 1905.11309.
 - [54] Z.-R. Zhu, S.-Q. Feng, Y.-F. Shi, and Y. Zhong, *Phys. Rev. D* **99**, 126001 (2019), 1901.09304.
 - [55] D. Li, M. Huang, Y. Yang, and P.-H. Yuan, *JHEP* **02**, 030 (2017), 1610.04618.
 - [56] J. Zhou, X. Chen, Y.-Q. Zhao, and J. Ping, *Phys. Rev. D* **102**, 086020 (2020), 2006.09062.
 - [57] S.-Q. Feng, Y.-Q. Zhao, and X. Chen, *Phys. Rev. D* **101**, 026023 (2020), 1910.05668.
 - [58] M. Fujita, K. Fukushima, T. Misumi, and M. Murata, *Phys. Rev. D* **80**, 035001 (2009), 0903.2316.
 - [59] T. Umeda, R. Katayama, O. Miyamura, and H. Matsufuru, *Int. J. Mod. Phys. A* **16**, 2215 (2001), hep-lat/0011085.
 - [60] K. Ghoroku, N. Maru, M. Tachibana, and M. Yahiro, *Phys. Lett. B* **633**, 602 (2006), hep-ph/0510334.
 - [61] D. Ávila and L. Patiño, *JHEP* **06**, 010 (2020), 2002.02470.
 - [62] N. R. F. Braga, L. F. Ferreira, and A. Vega, *Phys. Lett. B* **774**, 476 (2017), 1709.05326.
 - [63] D. Hou and H.-c. Ren, *JHEP* **01**, 029 (2008), 0710.2639.
 - [64] H. Bohra, D. Dudal, A. Hajilou, and S. Mahapatra, *Phys. Lett. B* **801**, 135184 (2020), 1907.01852.
 - [65] D. Dudal and S. Mahapatra, *Phys. Rev. D* **96**, 126010 (2017), 1708.06995.
 - [66] N. Iqbal and H. Liu, *Phys. Rev. D* **79**, 025023 (2009), 0809.3808.
 - [67] M. Tanabashi et al. (Particle Data Group), *Phys. Rev. D* **98**, 030001 (2018).
 - [68] D. T. Son and A. O. Starinets, *JHEP* **09**, 042 (2002), hep-th/0205051.
 - [69] A. Karch, E. Katz, D. T. Son, and M. A. Stephanov, *Phys. Rev. D* **74**, 015005 (2006), hep-ph/0602229.
 - [70] M. A. Martin Contreras, S. Diles, and A. Vega, *Phys. Rev. D* **103**, 086008 (2021), 2101.06212.
 - [71] N. R. F. Braga, M. A. Martin Contreras, and S. Diles, *Eur. Phys. J. C* **76**, 598 (2016), 1604.08296.
 - [72] H.-T. Ding, O. Kaczmarek, A.-L. Kruse, R. Larsen, L. Mazur, S. Mukherjee, H. Ohno, H. Sandmeyer, and H.-T. Shu, *Nucl. Phys. A* **982**, 715 (2019), 1807.06315.
 - [73] C. Bonati, M. D’Elia, M. Mariti, M. Mesiti, F. Negro, A. Rucci, and F. Sanfilippo, *Phys. Rev. D* **94**, 094007 (2016), 1607.08160.
 - [74] L. Thakur and Y. Hirono (2021), 2111.08225.
 - [75] K. Morita and S. H. Lee, *Phys. Rev. D* **82**, 054008 (2010), 0908.2856.
 - [76] A. Rothkopf, *EPJ Web Conf.* **137**, 07018 (2017), 1611.06518.