

Optical representation of thermal nuclear fluctuation effect on band-gap renormalization

Kohei Ishii,* Jun Haruyama, and Osamu Sugino

Institute for Solid State Physics, The University of Tokyo, Kashiwa, Chiba 277-8581, Japan

(Dated: January 3, 2022)

The bandgap of insulating materials is renormalized in various ways by the electron-phonon interaction owing to the dynamical and quantum fluctuations of nuclei. These fluctuation effects are considered in the perturbative Allen-Heine-Cardona theory using the formulae for the Fan-Migdal and Debye-Waller terms. However, the material dependence is not clear in the formulae. Thus, in this study, we focus on the analytical form of the Debye-Waller term and find that the term can be reformulated using the momentum matrix. In addition, the optical selection rule is found to play a role. For diamond-type materials, the Debye-Waller term can be approximately decomposed into a product of the optical transition energy, the mean square displacement of nuclei, and the dipole transition probability. The decomposition can also be applied with an additional approximation to zinc-blende-type materials, as revealed by our first-principles calculation. The magnitudes of the Debye-Waller term of several materials can thus be estimated using basic physical quantities prior to performing the calculation of the electron-phonon interaction.

I. INTRODUCTION

The electron-phonon interaction (EPI) plays an important role in many areas of condensed matter physics such as semiconductor physics and superconductivity [1]. Considerable EPI effects can be observed in the bandgaps of solids at zero temperature and in the temperature dependence of these bandgaps. For example, the effect, or the bandgap renormalization, on diamond amounts to a few hundred meV, as measured spectroscopically in the temperature range of 100–700 K. Further, it is 320–450 meV even at zero temperature due to the zero-point motion of nuclei [2]. Therefore, the accurate prediction of the bandgap requires a precise calculation of the EPI in addition to the calculation of the optical transition energy without including the EPI. Consequently, first-principles prediction had started approximately a decade after the 1990s when the density functional perturbation theory of the EPI was established [3] even though basic electronic structure theory was already established in the 1980s. Thus, the electron-phonon renormalization (EPR) is a relatively new topic in the field of first-principles calculation.

Prior first-principles calculations have been categorized as perturbative, which are based on the Allen-Heine-Cardona (AHC) theory developed around 1980 [4–6], and non-perturbative, where nuclear configurations are displaced stochastically with a Monte Carlo sampling technique [7, 8], determined as a single thermally distorted configuration [9, 10], or described with a path integral molecular dynamics simulation [11]. The AHC theory can be traced back to 1951 when Fan studied the temperature dependent EPR by including lattice vibrations perturbatively [12] and to 1955 when Antončik proposed to alternatively include the degree of thermal

nuclear vibration as an effective parameter called the Debye-Waller factor [13]. These two methods were unified by Allen, Heine, and Cardona between 1976 and 1983 [4–6] within the rigid-ion approximation (RIA), wherein potential sensed by an electron is decomposed into the contributions from each nucleus. The Fan’s and Antončik’s terms can be derived as the same perturbation order terms, and they are presently called the Fan-Migdal (FM) and Debye-Waller (DW) terms, respectively [1]. Further, the AHC theory was first applied to diamond in 2010 [14] and subsequently to various semiconductors, such as GaN, Si, BN, AlN, P, LiF, MgO, LiNbO₃, AlAs, AlP, AlSb, GaP, and SiC [15–20].

The off-diagonal terms of the electronic self-energy were neglected in these studies but were recently made accessible for the first-principles calculation by the work of Lihm and Park [21]. They enabled this by rewriting the DW term with the momentum operator considering the translational invariance of the one-electron potential, along with enabling the consideration of the hybridization of electronic states. Consequently, this method was implemented in open-source software for first-principles calculations: Quantum Espresso [22, 23].

In this paper, we further rewrite the formulation of Lihm and Park [21] to transparently relate the DW term with optical transitions. This is realized by decomposing the DW term into terms contributed by each orbital and subsequently rewriting the orbital-resolved Debye-Waller (ORDW) terms using the momentum matrix. Consequently, the optical selection rule (OSR) plays a role in characterizing the DW term, which allows us to describe the DW term of diamond-type materials as a sum of the products of the optical transition energy, the mean square displacement (MSD) of nuclei, and the dipole transition probability under a plausible approximation of the lattice vibrations. Moreover, the approximate decomposition can be applied to zinc-blende-type materials, as revealed by our first-principles calculation. Thus, it is possible to estimate the magnitude of the DW term using basic

* kishii@issp.u-tokyo.ac.jp

physical quantities prior to performing the calculation of the EPI.

The structure of this paper is as follows: In Sec. II, the AHC theory (II A), the ORDW term and OSR (II B), and computational details (II C) are explained. In Sec. III, we present an approximate form of the DW term (III A), the numerical validation of the bandgap EPR, and the origin of the material dependence of the ORDW term (III B). In Sec. IV, we present the conclusion of this paper.

II. THE EPR OF THE ELECTRONIC STRUCTURES

In this paper, we primarily follow the notation of Ref. [1] for the Born-von-Kármán boundary condition, Born-Oppenheimer approximation, Kohn-Sham (KS) method, and the harmonic approximation to lattice vibrations, which are briefly described as follows: We denote the α -th component of the position of a supercell as T_α or, in the vector notation, as \mathbf{T} . The position of a p -th unit cell ($p = 1, \dots, N_p$) is denoted as \mathbf{R}_p and the equilibrium position of the κ -th nucleus in the unit cell is denoted as $\boldsymbol{\tau}_{\kappa p}^0$, which can be decomposed as $\boldsymbol{\tau}_{\kappa p}^0 = \mathbf{R}_p + \boldsymbol{\tau}_{\kappa}^0$. The displacement from $\boldsymbol{\tau}_{\kappa p}^0$ is denoted as $\Delta\hat{\boldsymbol{\tau}}_{\kappa p}$ when it is treated as the position operator. Further, we denote the n -th KS state as $|\psi_{n\mathbf{k}}\rangle$, where \mathbf{k} is the Bloch wave-vector in the first Brillouin zone (FBZ), and the periodic part of $|\psi_{n\mathbf{k}}\rangle$ as $|u_{n\mathbf{k}}\rangle$. The KS equation is expressed as

$$\left[-\hat{\nabla}^2 + V^{\text{KS}}(\hat{\mathbf{r}}; \{\boldsymbol{\tau}_{\kappa p}^0\})\right] |\psi_{n\mathbf{k}}\rangle = \varepsilon_{n\mathbf{k}} |\psi_{n\mathbf{k}}\rangle, \quad (1)$$

where $\varepsilon_{n\mathbf{k}}$ is the KS eigenvalue and $V^{\text{KS}}(\hat{\mathbf{r}}; \{\boldsymbol{\tau}_{\kappa p}^0\})$ is the effective KS potential for the equilibrium nuclear configuration:

$$\begin{aligned} V^{\text{KS}}(\mathbf{r}; \{\boldsymbol{\tau}_{\kappa p}^0\}) &= \sum_{\kappa, p, \mathbf{T}} V_\kappa(\mathbf{r} - \boldsymbol{\tau}_{\kappa p}^0 - \mathbf{T}) \\ &+ \sum_{\mathbf{T}} \int_{\text{sc}} \frac{d\mathbf{r}' n(\mathbf{r}'; \{\boldsymbol{\tau}_{\kappa p}^0\})}{|\mathbf{r} - \mathbf{r}' - \mathbf{T}|} \\ &+ \left. \frac{\delta E^{xc}[n]}{\delta n} \right|_{n(\mathbf{r}; \{\boldsymbol{\tau}_{\kappa p}^0\})}, \end{aligned} \quad (2)$$

where V_κ is the pseudopotential of the nucleus κ , sc means ‘‘supercell’’, $n(\mathbf{r}; \{\boldsymbol{\tau}_{\kappa p}^0\})$ is the electron density at the equilibrium configuration, and $E^{xc}[n]$ is the exchange-correlation energy of n . V_κ is a nonlocal pseudopotential, but nonlocality is not important in this paper, so it is written as a function of \mathbf{r} for simplicity of notation. The inter-atomic force constant is denoted as

$$C_{\kappa\alpha p, \kappa'\alpha' p'} = \left. \frac{\partial^2 E_{\text{tot}}(\{\boldsymbol{\tau}_{\kappa p}^0\})}{\partial \tau_{\kappa\alpha p} \partial \tau_{\kappa'\alpha' p'}} \right|_{\{\boldsymbol{\tau}_{\kappa p}^0\}}, \quad (3)$$

where E_{tot} is the total-energy, and the dynamical matrix is denoted as

$$D_{\kappa\alpha, \kappa'\alpha'}(\mathbf{q}) = (M_\kappa M_{\kappa'})^{-1/2} \sum_p C_{\kappa\alpha 0, \kappa'\alpha' p} \exp(i\mathbf{q} \cdot \mathbf{R}_p), \quad (4)$$

where M_κ is the mass of nucleus κ . Then, the eigenvalue equation of a phonon is written as

$$\sum_{\kappa', \alpha'} D_{\kappa\alpha, \kappa'\alpha'}(\mathbf{q}) e_{\kappa'\alpha', \nu}(\mathbf{q}) = \omega_{\mathbf{q}\nu}^2 e_{\kappa\alpha, \nu}(\mathbf{q}), \quad (5)$$

where $e_{\kappa\alpha, \nu}(\mathbf{q})$ and $\omega_{\mathbf{q}\nu}$ are the eigenvector and eigenvalue, respectively, of the phonon at a wave-vector \mathbf{q} in FBZ and a branch ν .

A. The AHC theory

In the AHC theory, the EPR of the one-electron energy $\varepsilon_{n\mathbf{k}}$ at temperature T is described as a sum of the FM term and DW term by

$$\Delta\varepsilon_{n\mathbf{k}}(T) = \Delta\varepsilon_{n\mathbf{k}}^{\text{FM}}(T) + \Delta\varepsilon_{n\mathbf{k}}^{\text{DW}}(T), \quad (6)$$

as derived by neglecting the off-diagonal terms of the electron self-energy. The FM term corresponds to the dynamical correction to $\varepsilon_{n\mathbf{k}}$ and has a form

$$\begin{aligned} \Delta\varepsilon_{n\mathbf{k}}^{\text{FM}}(T) &= \text{Re} \frac{1}{N_p} \sum_m \sum_{\mathbf{q}, \nu} \sum_{\kappa, \alpha, \kappa', \alpha'} l_{\mathbf{q}\nu}^2 \frac{M_p}{\sqrt{M_\kappa M_{\kappa'}}} \\ &\times e_{\kappa\alpha, \nu}^*(\mathbf{q}) e_{\kappa'\alpha', \nu}(\mathbf{q}) [h_{mn, \kappa\alpha}(\mathbf{k}, \mathbf{q})]^* \\ &\times h_{mn, \kappa'\alpha'}(\mathbf{k}, \mathbf{q}) \left[\frac{1 - f_{m\mathbf{k}+\mathbf{q}}(T) + n_{\mathbf{q}\nu}(T)}{\varepsilon_{n\mathbf{k}} - \varepsilon_{m\mathbf{k}+\mathbf{q}} - \omega_{\mathbf{q}\nu} + i\eta} \right. \\ &\left. + \frac{f_{m\mathbf{k}+\mathbf{q}}(T) + n_{\mathbf{q}\nu}(T)}{\varepsilon_{n\mathbf{k}} - \varepsilon_{m\mathbf{k}+\mathbf{q}} + \omega_{\mathbf{q}\nu} + i\eta} \right]. \end{aligned} \quad (7)$$

Here, $l_{\mathbf{q}\nu} = (2M_p \omega_{\mathbf{q}\nu})^{-1/2}$ is the zero-point length, M_p is the reference mass that is considered as the proton mass, and η is the convergence factor. $f_{m\mathbf{k}+\mathbf{q}}(T) = [e^{(\varepsilon_{m\mathbf{k}+\mathbf{q}} - \varepsilon_F)/k_B T} + 1]^{-1}$ and $n_{\mathbf{q}\nu}(T) = (e^{\omega_{\mathbf{q}\nu}/k_B T} - 1)^{-1}$ are the occupation numbers of electrons and phonons, respectively. $h_{mn, \kappa\alpha}(\mathbf{k}, \mathbf{q})$ is defined as

$$h_{mn, \kappa\alpha}(\mathbf{k}, \mathbf{q}) = \left\langle u_{m\mathbf{k}+\mathbf{q}} \left| \partial_{\kappa\alpha, \mathbf{q}} \hat{V}^{\text{KS}} \right| u_{n\mathbf{k}} \right\rangle_{\text{uc}}, \quad (8)$$

where $\partial_{\kappa\alpha, \mathbf{q}} \hat{V}^{\text{KS}}$ is defined by

$$\partial_{\kappa\alpha, \mathbf{q}} \hat{V}^{\text{KS}}(\mathbf{r}) = \sum_p e^{-i\mathbf{q} \cdot (\mathbf{r} - \mathbf{R}_p)} \left. \frac{\partial V^{\text{KS}}(\mathbf{r}; \{\boldsymbol{\tau}_{\kappa p}^0\})}{\partial \tau_{\kappa\alpha}^0} \right|_{\mathbf{r} - \mathbf{R}_p}, \quad (9)$$

and uc indicates that the integration is performed over the unit cell. Further, the DW term originates from

the static correction to the one-electron potential, which arises from the distribution of nuclei around their equilibrium positions. According to Ref. [21], it has the following form under the RIA [24]:

$$\begin{aligned} \Delta\varepsilon_{n\mathbf{k}}^{\text{DW}}(T) &= \frac{i}{N_p} \sum_{\mathbf{q},\nu} \sum_{\kappa,\alpha,\alpha'} \langle u_{n\mathbf{k}} | [\partial_{\kappa\alpha,\mathbf{0}} \hat{V}^{\text{KS}}, \hat{p}_{\alpha'}] | u_{n\mathbf{k}} \rangle \\ &\quad \times l_{\mathbf{q}\nu}^2 \frac{M_p}{M_\kappa} e_{\kappa\alpha,\nu}^*(\mathbf{q}) e_{\kappa\alpha',\nu}(\mathbf{q}) \left[n_{\mathbf{q}\nu}(T) + \frac{1}{2} \right], \end{aligned} \quad (10)$$

where $\hat{p}_\alpha = -i\partial/\partial\hat{r}_\alpha$ is the α -th component of the momentum operator.

B. The ORDW term and the OSR

We then rewrite the DW term by inserting the closure relation $\sum_{m,\mathbf{k}} |\psi_{m\mathbf{k}}\rangle \langle \psi_{m\mathbf{k}}| = \hat{1}$ into Eq. (10),

$$\Delta\varepsilon_{n\mathbf{k}}^{\text{DW}}(T) = \sum_m \Delta\varepsilon_{n\mathbf{k},m}^{\text{ORDW}}(T), \quad (11)$$

where

$$\begin{aligned} \Delta\varepsilon_{n\mathbf{k},m}^{\text{ORDW}}(T) &= \text{Re} \frac{i}{N_p} \sum_{\mathbf{q},\nu} \sum_{\kappa,\alpha,\alpha'} l_{\mathbf{q}\nu}^2 \frac{M_p}{M_\kappa} e_{\kappa\alpha,\nu}^*(\mathbf{q}) \\ &\quad \times e_{\kappa\alpha',\nu}(\mathbf{q}) [h_{mn,\kappa\alpha}(\mathbf{k}, \mathbf{0})]^* \\ &\quad \times \langle u_{m\mathbf{k}} | \hat{p}_{\alpha'} | u_{n\mathbf{k}} \rangle_{\text{uc}} [2n_{\mathbf{q}\nu}(T) + 1]. \end{aligned} \quad (12)$$

Further, by using the relation derived by Lihm and Park [21]

$$\sum_{\kappa} h_{mn,\kappa\alpha}(\mathbf{k}, \mathbf{0}) = i(\varepsilon_{m\mathbf{k}} - \varepsilon_{n\mathbf{k}}) \langle u_{m\mathbf{k}} | \hat{p}_\alpha | u_{n\mathbf{k}} \rangle_{\text{uc}}, \quad (13)$$

Eq. (12) is rewritten as

$$\begin{aligned} \Delta\varepsilon_{n\mathbf{k},m}^{\text{ORDW}}(T) &= -\text{Re} \frac{1}{N_p} \sum_{\mathbf{q},\nu} \sum_{\kappa,\alpha,\kappa',\alpha'} l_{\mathbf{q}\nu}^2 \frac{M_p}{M_\kappa} e_{\kappa\alpha,\nu}^*(\mathbf{q}) \\ &\quad \times e_{\kappa\alpha',\nu}(\mathbf{q}) \frac{[h_{mn,\kappa\alpha}(\mathbf{k}, \mathbf{0})]^* h_{mn,\kappa'\alpha'}(\mathbf{k}, \mathbf{0})}{\varepsilon_{n\mathbf{k}} - \varepsilon_{m\mathbf{k}} + i\eta} \\ &\quad \times [2n_{\mathbf{q}\nu}(T) + 1]. \end{aligned} \quad (14)$$

Here the convergence factor is inserted. The momentum operator in Eq. (12) simplifies relating the ORDW term with the symmetry of the material and, thus, with the OSR inherent in the system. Further, owing to the momentum operator, the ORDW term $\Delta\varepsilon_{n\mathbf{k},m}^{\text{ORDW}}(T)$ vanishes for a pair of KS orbitals that are optically forbidden. The optically allowed combination is expressed as [25]

$$[\Gamma(u_{m\mathbf{k}}) \otimes \Gamma(u_{n\mathbf{k}})] \cap \Gamma(x, y, z) \neq \emptyset, \quad (15)$$

where \otimes is the operator for the direct product, and $\Gamma(u_{n\mathbf{k}})$ and $\Gamma(x, y, z)$ are the irreducible representations belonging to the $|u_{n\mathbf{k}}\rangle$ and Cartesian coordinates, respectively. The OSR is listed in Table I for crystals that have point-group O_h or T_d , which include diamond-type and zinc-blende-type materials, respectively.

C. Computational details

We calculated the ORDW terms for several diamond-type and zinc-blende-type materials: C, Si, Ge, SiC, BN, and BP. The calculation was performed based on density functional theory (DFT) [26, 27] within the semilocal approximations for the exchange-correlation functional. The generalized gradient approximation (GGA) developed by Perdew, Burke, and Ernzerhof (PBE) [28] was used except for Ge, for which the local density approximation (LDA) was used to avoid the bandgap vanishing problem. It should also be noted that the zero-point lattice expansion effect is also important for Ge [29], but we did not consider it in this paper. We used the optimized norm conserving Vanderbilt (ONCV) pseudopotentials [30] developed by Schlipf and Gygi (SG15) [31] and the plane wave cutoff of 60 Ry for wave functions and 240 Ry for charge densities. Furthermore, the electronic and phonon structure was obtained using the Quantum Espresso package [22, 23].

The primitive cell was optimized theoretically to obtain the lattice constants 6.717, 10.347, 9.522, 8.261, 6.805, and 8.581 a_0 for C, Si, Ge, SiC, BN, and BP, respectively, where a_0 is the Bohr radius. For the convergence factor η of the FM and DW terms, we adopted a value of 0.1 eV following our convergence study [32]. We used the Monkhorst-Pack grids of size $8 \times 8 \times 8$ for the electronic and phonon structure calculations, while for the calculation of the FM and DW terms, we used a fine grid of size $20 \times 20 \times 20$ with Fourier interpolation. We used 15 as the number of bands to sum over in the FM [Eq. (7)] and DW [Eq. (11)] terms. See Supplemental Material [32], which includes Refs. [21–23, 33], for details on the convergence study of the grids, bands, and convergence factor η .

III. RESULTS AND DISCUSSIONS

A. The DW terms for diamond-type and zinc-blende-type materials

We now detail the meaning of the DW term specifically for diamond-type and zinc-blende-type materials. For these materials,

$$\begin{aligned} &\sum_{\mathbf{q},\nu} l_{\mathbf{q}\nu}^2 e_{\kappa\alpha,\nu}^*(\mathbf{q}) e_{\kappa\alpha',\nu}(\mathbf{q}) [2n_{\mathbf{q}\nu}(T) + 1] \\ &= \delta_{\alpha,\alpha'} \sum_{\mathbf{q},\nu} l_{\mathbf{q}\nu}^2 |e_{\kappa 1,\nu}(\mathbf{q})|^2 [2n_{\mathbf{q}\nu}(T) + 1] \end{aligned} \quad (16)$$

holds because of the point group symmetry. Then, the ORDW term [Eq.(12)] can be rewritten as

$$\begin{aligned} \Delta\varepsilon_{n\mathbf{k},m}^{\text{ORDW}}(T) &= \text{Re} i \sum_{\kappa,\alpha} \langle \Delta \hat{\tau}_\kappa^2 \rangle_T [h_{mn,\kappa\alpha}(\mathbf{k}, \mathbf{0})]^* \\ &\quad \times \langle u_{m\mathbf{k}} | \hat{p}_\alpha | u_{n\mathbf{k}} \rangle_{\text{uc}}, \end{aligned} \quad (17)$$

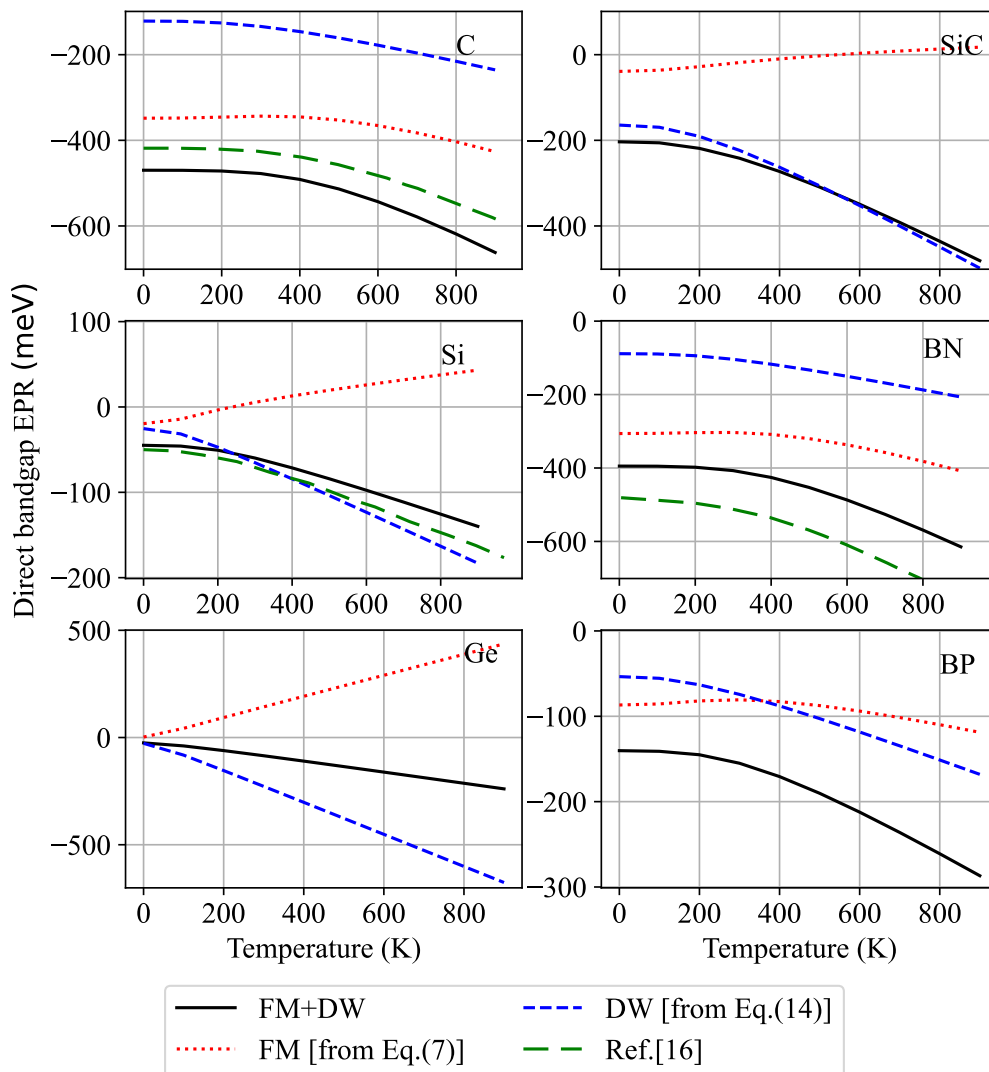


FIG. 1. (color online): The direct bandgap EPR (black solid line) together with the FM (red dotted line) and DW (blue broken line) terms. The direct bandgap EPR from a previous study [16] is also shown (green long-dashed line).

TABLE II. The direct bandgaps at $\mathbf{k} = \mathbf{0}$ and the corresponding EPR at $T = 0$ K. The first and second columns show our calculated values, the third shows experimental data, and the fourth shows theoretical data with AHC theory.

	Direct bandgap (eV)		EPR (meV)	
	This work	This work	Exp.	Theory
C	5.64	-470	-320 [2], -450 [2]	-416 [29], -415.8 [16]
Si	2.55	-45	-25 [34]	-42 [29], -42.1 [16]
Ge	2.57	-25	-45 [35]	-
SiC	6.14	-203	-	-213 [36]
BN	8.86	-395	-	-460 [36], -502.0 [16]
BP	3.42	-140	-	-101 [36]

the diamond-type case, perfect agreement can be found between the rigorous and the approximate formulae. In the zinc-blende case, the match is not perfect, but the difference is within several percent.

It is noteworthy that the ORDW terms are larger for C than for Si and Ge by an order of magnitude.

This striking material dependence primarily originates from the generally larger spacing between the energy bands $\varepsilon_{m\mathbf{k}} - \varepsilon_{n\mathbf{k}}$ and the momentum matrix element $|\langle u_{m\mathbf{k}} | \hat{p}_\alpha | u_{n\mathbf{k}} \rangle_{uc}|$ for C and not from its MSD $\langle \Delta \hat{\tau}^2 \rangle_T$, which is different from that of Si and Ge by up to about 50 percent (Table III). Table IV shows that the energy

TABLE III. The MSDs at $T = 0$ K ($10^{-3}a_0^2$). The first and second columns show our calculated values and the third shows the experimental data at 1 K. The difference of 1 K is insignificant in this case.

	$\langle \Delta \hat{\tau}_1^2 \rangle_{0K}$	$\langle \Delta \hat{\tau}_2^2 \rangle_{0K}$	$\langle \Delta \hat{\tau}^2 \rangle_{1K}$ (Exp.) [37]
C	5.723	5.723	5.816
Si	8.727	8.727	8.661
Ge	5.319	5.319	6.065
SiC	7.976	5.518	-
BN	6.997	5.689	-
BP	9.521	5.656	-

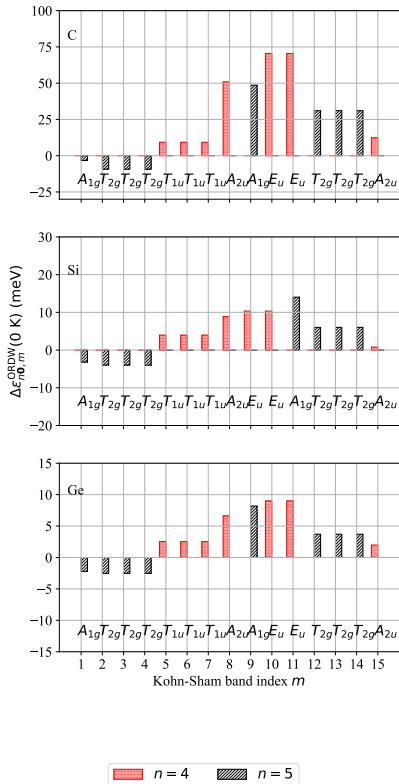


FIG. 2. (color online) The ORDW terms, $\Delta \varepsilon_{n0,m}^{\text{ORDW}}(0 \text{ K})$, for C, Si, and Ge. Plots are given for the valence top, $n = 4$ (shaded with red), and the conduction bottom, $n = 5$ (hatched with black). The horizontal axis is the KS band index m whose irreducible representation is also shown. Note that the successive states with the same irreducible representation, E and T , are doubly and triply degenerate, respectively, and the value of $\Delta \varepsilon_{n0,m}^{\text{ORDW}}(0 \text{ K})$ has been averaged over the degenerate states.

and momentum of C are greater than those of Si and Ge for almost all transitions.

Although this trend is applicable to diamond-type materials where the material dependence is large, it is not necessarily true when discussing zinc-blende-type materials with minor material dependence (Fig. 4). In addition, the MSD is considerably asymmetric in κ for SiC and BP (Table III), contrary to the assumption made

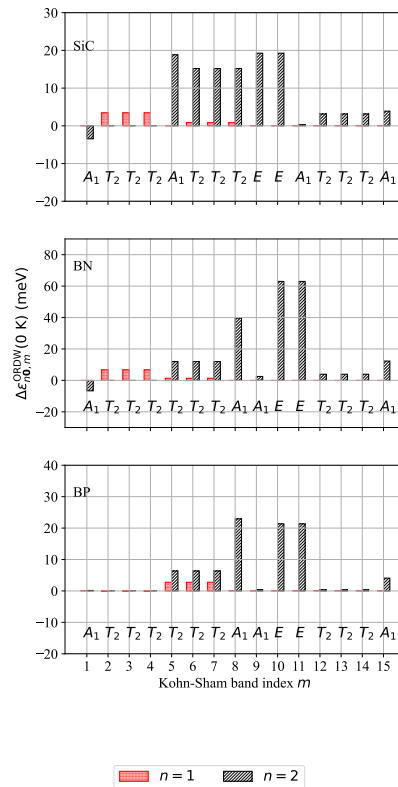


FIG. 3. (color online) The ORDW terms, $\Delta \varepsilon_{n0,m}^{\text{ORDW}}(0 \text{ K})$, for SiC, BN, and BP. Plots are shown for the lowest valence, $n = 1$ (shaded with red) and the valence top, $n = 2$ (hatched with black). Details of the notation are the same as in Fig. 2.

TABLE IV. Momentum matrix elements $\sum_{\alpha} |\langle u_{m0} | \hat{p}_{\alpha} | u_{n0} \rangle_{\text{uc}}|^2$ ($n = 4, 5$) of diamond-type materials (a_0^{-2}). Values are averaged over degenerate states. Transitions are from the valence top (T_{2g}) or conduction bottom (T_{1u}) states to the nearest singly (A), doubly (E), or triply (T) degenerate states. Values in parentheses are the transition energies (eV).

	$T_{2g} \rightarrow T_{1u}$	$T_{2g} \rightarrow A_{2u}$	$T_{2g} \rightarrow E_u$
C	0.096 (5.64)	0.655 (13.6)	0.230 (26.8)
Si	0.060 (2.55)	0.333 (3.06)	0.077 (7.66)
Ge	0.062 (2.57)	0.375 (3.32)	0.080 (10.5)
	$T_{1u} \rightarrow A_{1g}$	$T_{1u} \rightarrow T_{2g}$	$T_{1u} \rightarrow A_{1g}$
C	0.021 (-27.2)	0.096 (-5.64)	0.615 (13.8)
Si	0.026 (-14.3)	0.060 (-2.55)	0.304 (5.30)
Ge	0.022 (-18.6)	0.062 (-2.57)	0.341 (4.52)

in deriving Eq. (20). However, generally large values for the ORDW term are found for BN compared with those of SiC and BP, and thus this material dependence is correlated to the larger spacing of the energy bands and momentum matrix elements of BN. Hence, the manner in which the approximate ORDW terms may be summed up to recover the DW term is of interest. However, strict investigation is hampered by the slow conver-

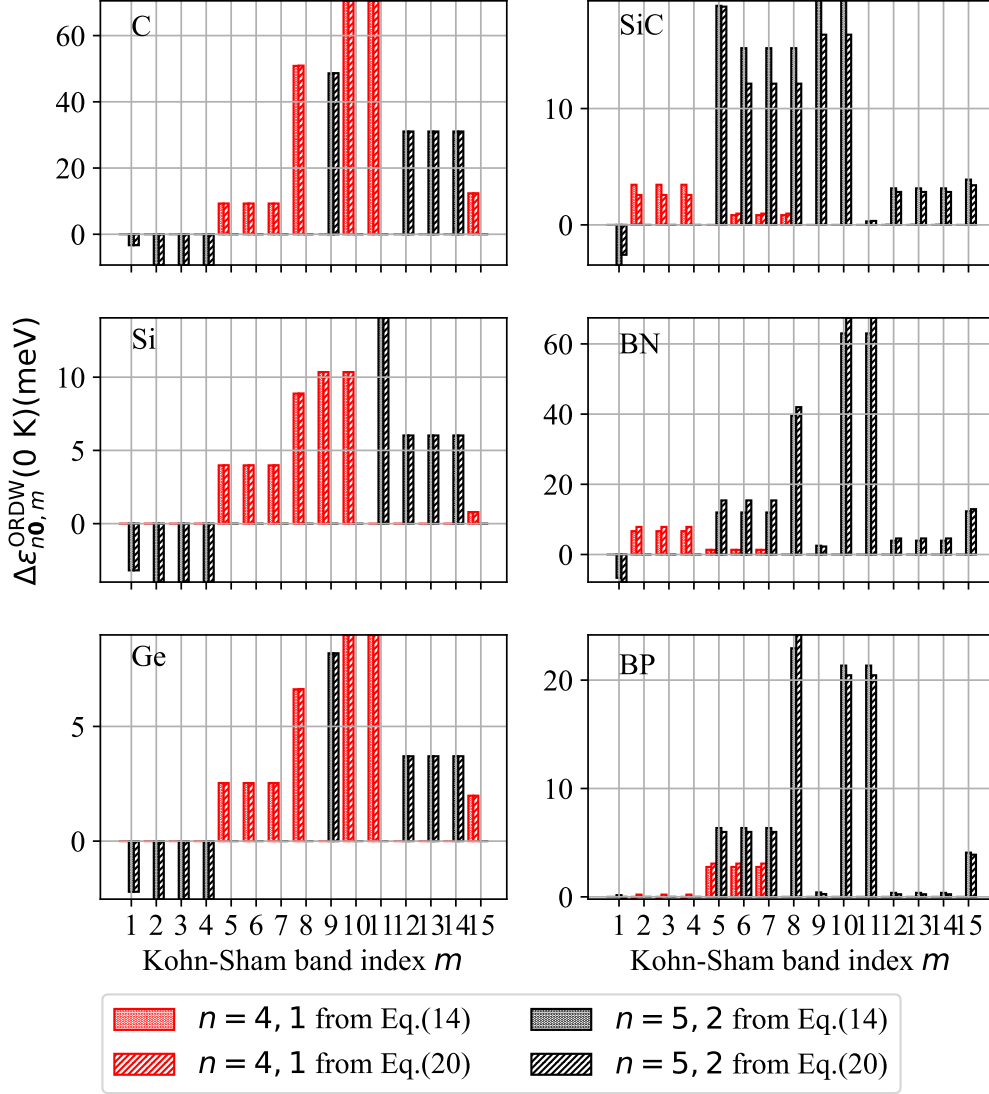


FIG. 4. (color online) Comparison of the ORDW terms $\Delta\varepsilon_{n0,m}^{\text{ORDW}}(0 \text{ K})$ obtained with the original formula [Eq. (14)] with those obtained with the approximate one [Eq. (20)]. Details of the notation are similar to those in Figs. 3 and 4.

gence of Eq. (11). We therefore compared the value obtained by summing the first 15 orbitals using the original formula [Eq.(14)] with that obtained using the approximate formula [Eq.(20)]. The DW terms of the direct bandgap EPR obtained from these formulae are plotted in Fig. 5. The difference between the two is zero for diamond-type materials but not for zinc-blende-type materials. The difference in behavior between diamond-type and zinc-blende-type materials is due to the approximation $\langle\Delta\hat{\tau}_1^2\rangle_T = \langle\Delta\hat{\tau}_2^2\rangle_T$. Finally, we discuss finite temperature. Because Eq. (20) can be rewritten as $\Delta\varepsilon_{nk,m}^{\text{ORDW}}(T) \simeq \langle\Delta\hat{\tau}^2\rangle_T / \langle\Delta\hat{\tau}^2\rangle_{0\text{K}} \Delta\varepsilon_{nk,m}^{\text{ORDW}}(0 \text{ K})$, the temperature dependence of the DW term is highly dependent on the temperature dependence of the MSD. However, the material dependence of $\Delta\varepsilon_{nk}^{\text{DW}}(0 \text{ K})$ affects it as a multiplier.

IV. CONCLUSION

We reformulated the DW term of the AHC theory to decompose it into the ORDW terms using the formula recently derived by Lihm and Park [21], thereby relating the DW term with the optical dipole transition. For diamond- and zinc-blende-type materials, we found that the ORDW term can be factorized into the difference in the KS eigenvalues, the MSD, and the dipole transition probability, as shown in Eq. (20) under the approximation of symmetric MSD for the zinc-blende-type. Further, the OSR and approximate factorization were numerically examined for C, Si, Ge, SiC, BN, and BP using first-principles DFT calculations and were found to reproduce the non-approximated results perfectly for diamond-type materials and reasonably well for zinc-blende-type materials. It is therefore possible to esti-

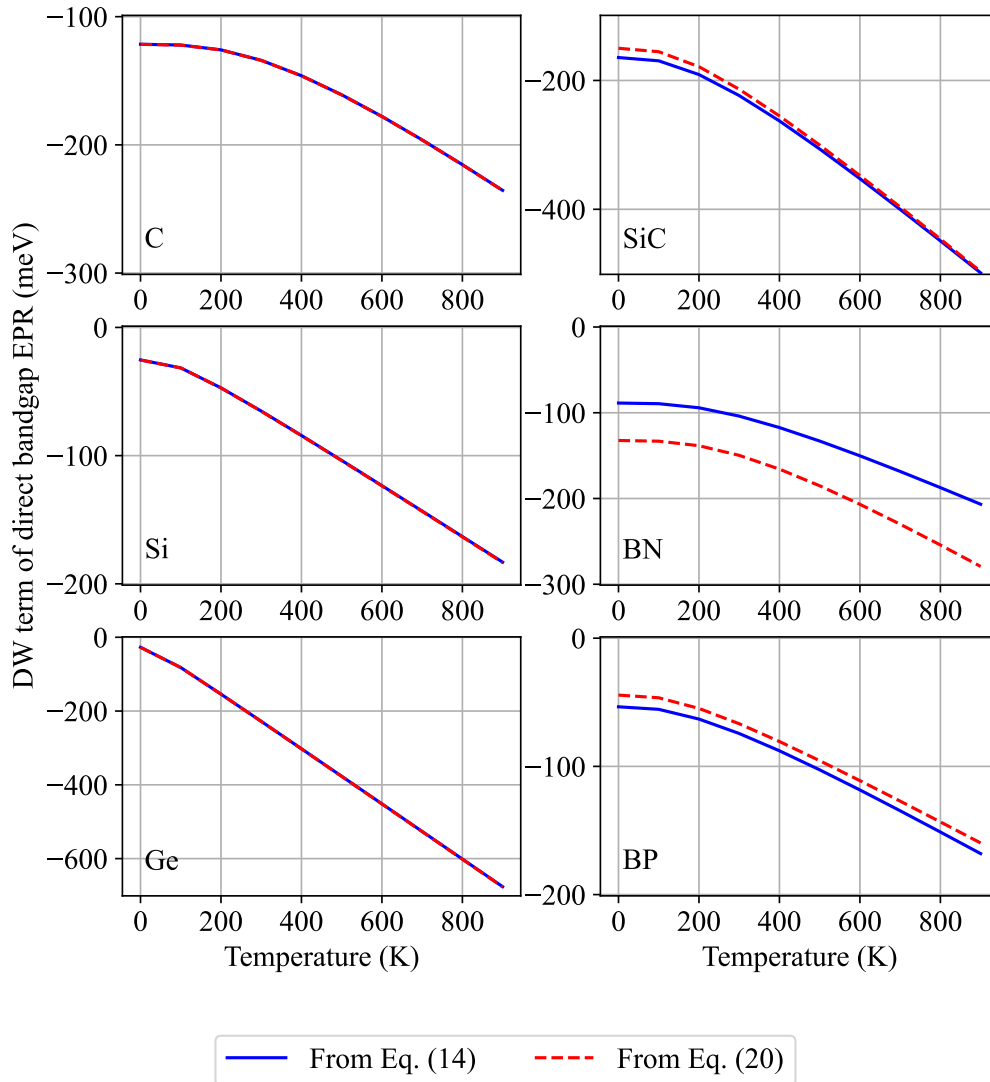


FIG. 5. (color online): The DW terms of the direct bandgap EPR $\Delta\varepsilon_{50}^{\text{DW}}(T) - \Delta\varepsilon_{40}^{\text{DW}}(T)$ obtained by summing the first 15 bands, or $m = 1$ to 15, using the original formula [Eq. (14)] and those obtained using the approximate formula [Eq. (20)]. The original is plotted with blue solid line while the approximate is plotted with red broken line.

mate the magnitude of the DW term from the known properties of materials before performing elaborate EPI calculations. In addition, it is possible to ascribe the larger DW term of C to the larger separation of the electronic bands and momentum matrix elements using our formula. In this way, the DW term is given a physical meaning and its material dependence is given an intuitive explanation. Although the applicability of our results is limited to crystal structures with high symmetry, our results can be generalized to estimate the DW term for

materials with low anisotropy. Furthermore, although we have focused only on the DW term, further examination of the whole theory may be important to deepen our understanding of the bandgap EPR.

ACKNOWLEDGMENTS

The calculations were performed with the facilities of the Supercomputer Center, the Institute for Solid State Physics, the University of Tokyo.

[1] F. Giustino, Electron-phonon interactions from first principles, *Rev. Mod. Phys.* **89**, 015003 (2017).

[2] S. Logothetidis, J. Petalas, H. M. Polatoglou, and D. Fuchs, Origin and temperature dependence of the first direct gap of diamond, *Phys. Rev. B* **46**, 4483 (1992).

- [3] S. Baroni, S. de Gironcoli, A. Dal Corso, and P. Giannozzi, Phonons and related crystal properties from density-functional perturbation theory, *Rev. Mod. Phys.* **73**, 515 (2001).
- [4] P. B. Allen and V. Heine, Theory of the temperature dependence of electronic band structures, *J. Phys. C* **9**, 2305 (1976).
- [5] P. B. Allen and M. Cardona, Theory of the temperature dependence of the direct gap of germanium, *Phys. Rev. B* **23**, 1495 (1981).
- [6] P. B. Allen and M. Cardona, Temperature dependence of the direct gap of si and ge, *Phys. Rev. B* **27**, 4760 (1983).
- [7] C. E. Patrick and F. Giustino, Quantum nuclear dynamics in the photophysics of diamondoids, *Nat. Commun.* **4**, 2006 (2013).
- [8] M. Zacharias, C. E. Patrick, and F. Giustino, Stochastic approach to phonon-assisted optical absorption, *Phys. Rev. Lett.* **115**, 177401 (2015).
- [9] M. Zacharias and F. Giustino, One-shot calculation of temperature-dependent optical spectra and phonon-induced band-gap renormalization, *Phys. Rev. B* **94**, 075125 (2016).
- [10] M. Zacharias and F. Giustino, Theory of the special displacement method for electronic structure calculations at finite temperature, *Phys. Rev. Research* **2**, 013357 (2020).
- [11] F. Della Sala, R. Rousseau, A. Görling, and D. Marx, Quantum and thermal fluctuation effects on the photoabsorption spectra of clusters, *Phys. Rev. Lett.* **92**, 183401 (2004).
- [12] H. Y. Fan, Temperature dependence of the energy gap in semiconductors, *Phys. Rev.* **82**, 900 (1951).
- [13] E. Antončík, On the theory of temperature shift of the absorption curve in non-polar crystals, *Czech. J. Phys.* **5**, 449 (1955).
- [14] F. Giustino, S. G. Louie, and M. L. Cohen, Electron-phonon renormalization of the direct band gap of diamond, *Phys. Rev. Lett.* **105**, 265501 (2010).
- [15] H. Kawai, K. Yamashita, E. Cannuccia, and A. Marini, Electron-electron and electron-phonon correlation effects on the finite-temperature electronic and optical properties of zinc-blende gan, *Phys. Rev. B* **89**, 085202 (2014).
- [16] S. Poncé, Y. Gillet, J. Laflamme Janssen, A. Marini, M. Verstraete, and X. Gonze, Temperature dependence of the electronic structure of semiconductors and insulators, *J. Chem. Phys.* **143**, 102813 (2015).
- [17] M. Friedrich, A. Riefer, S. Sanna, W. G. Schmidt, and A. Schindlmayr, Phonon dispersion and zero-point renormalization of LiNbO₃ from density-functional perturbation theory, *J. Phys.: Condens. Matter* **27**, 385402 (2015).
- [18] G. Antonius, S. Poncé, E. Lantagne-Hurtubise, G. Auclair, X. Gonze, and M. Côté, Dynamical and anharmonic effects on the electron-phonon coupling and the zero-point renormalization of the electronic structure, *Phys. Rev. B* **92**, 085137 (2015).
- [19] C. E. P. Villegas, A. R. Rocha, and A. Marini, Anomalous temperature dependence of the band gap in black phosphorus, *Nano Letters*, *Nano Lett.* **16**, 5095 (2016).
- [20] M. Engel, M. Marsman, C. Franchini, and G. Kresse, Electron-phonon interactions using the projector augmented-wave method and wannier functions, *Phys. Rev. B* **101**, 184302 (2020).
- [21] J.-M. Lihm and C.-H. Park, Phonon-induced renormalization of electron wave functions, *Phys. Rev. B* **101**, 121102(R) (2020).
- [22] P. Giannozzi *et al.*, QUANTUM ESPRESSO: a modular and open-source software project for quantum simulations of materials, *J. Phys.: Condens. Matter* **21**, 395502 (2009).
- [23] P. Giannozzi *et al.*, Advanced capabilities for materials modelling with quantum ESPRESSO, *J. Phys.: Condens. Matter* **29**, 465901 (2017).
- [24] S. Poncé, G. Antonius, Y. Gillet, P. Boulanger, J. Laflamme Janssen, A. Marini, M. Côté, and X. Gonze, Temperature dependence of electronic eigenenergies in the adiabatic harmonic approximation, *Phys. Rev. B* **90**, 214304 (2014).
- [25] Y. E. Kitaev, A. G. Panfilov, P. Tronc, and R. A. Evarestov, Electron state symmetries and optical transitions in semiconductor superlattices: I. grown along the [001] direction, *J. Phys.: Condens. Matter* **9**, 257 (1997).
- [26] P. Hohenberg and W. Kohn, Inhomogeneous electron gas, *Phys. Rev.* **136**, B864 (1964).
- [27] W. Kohn and L. J. Sham, Self-consistent equations including exchange and correlation effects, *Phys. Rev.* **140**, A1133 (1965).
- [28] J. P. Perdew, K. Burke, and M. Ernzerhof, Generalized gradient approximation made simple, *Phys. Rev. Lett.* **77**, 3865 (1996).
- [29] A. Miglio, V. Brousseau-Couture, E. Godbout, G. Antonius, Y.-H. Chan, S. G. Louie, M. Côté, M. Giantomassi, and X. Gonze, Predominance of non-adiabatic effects in zero-point renormalization of the electronic band gap, *npj Computational Materials* **6**, 167 (2020).
- [30] D. R. Hamann, Optimized norm-conserving vanderbilt pseudopotentials, *Phys. Rev. B* **88**, 085117 (2013).
- [31] M. Schlipf and F. Gygi, Optimization algorithm for the generation of oncv pseudopotentials, *Comput. Phys. Commun.* **196**, 36 (2015).
- [32] See Supplemental Material for the additional computational information and the convergence studies on the \mathbf{q} -grid size, convergence factor, and band cutoff.
- [33] X. Gonze, P. Boulanger, and M. Côté, Theoretical approaches to the temperature and zero-point motion effects on the electronic band structure, *Annalen der Physik* **523**, 168 (2011).
- [34] P. Lautenschlager, M. Garriga, L. Vina, and M. Cardona, Temperature dependence of the dielectric function and interband critical points in silicon, *Phys. Rev. B* **36**, 4821 (1987).
- [35] Y. Yin, D. Yan, F. H. Pollak, M. S. Hybertsen, J. M. Vandenberg, and J. C. Bean, Temperature dependence of the fundamental direct transitions of bulk Ge and two Ge/SiGe multiple-quantum-well structures, *Phys. Rev. B* **52**, 8951 (1995).
- [36] H. Shang, J. Zhao, and J. Yang, Assessment of the mass factor for the electron-phonon coupling in solids, *J. Phys. Chem. C* **125**, 6479 (2021).
- [37] L.-M. Peng, G. Ren, S. L. Dudarev, and M. J. Whelan, Debye-Waller factors and absorptive scattering factors of elemental crystals, *Acta Crystallogr. Sect. A* **52**, 456 (1996).

Supplemental Material: Optical representation of thermal nuclear fluctuation effect on band-gap renormalization

Kohei Ishii, Jun Haruyama, and Osamu Sugino
Institute for Solid State Physics, The University of Tokyo, Kashiwa, Chiba 277-8581, Japan

I. ADDITIONAL COMPUTATION INFORMATION

The Fan-Migdal (FM) and Debye-Waller (DW) terms in the main text [Eqs. (7, 11)] are written by the summation of band indexes m , so the band cutoff M_c must be determined. In the main text, we set $M_c = 15$ and ignored the contribution from $m > M_c$. However, in Quantum Espresso (QE) [S1, 2], the contribution from $m > M_c$ is also calculated using the Sternheimer method extended for AHC theory [S3]. Here, we call the former the lower FM (lFM) term $\Delta E_g^{\text{lFM}}(T) = \Delta \varepsilon_{50}^{\text{lFM}}(T) - \Delta \varepsilon_{40}^{\text{lFM}}(T)$ and the latter the upper FM (uFM) term $\Delta E_g^{\text{uFM}}(T) = \Delta \varepsilon_{50}^{\text{uFM}}(T) - \Delta \varepsilon_{40}^{\text{uFM}}(T)$. The calculation cost of the uFM term is more expensive than that of the lFM term. Also, the DW term $\Delta E_g^{\text{DW}}(T) = \Delta \varepsilon_{50}^{\text{DW}}(T) - \Delta \varepsilon_{40}^{\text{DW}}(T)$ is represented by Eq. (10) [S4] in QE and does not include band summation. Its calculation cost is similar to that of uFM.

We implemented additional code based on QE for calculating original and approximate ORDW term [Eqs. (14, 20)]. We define them as, $\Delta E_g^{\text{ORDW}}(T) = \sum_{m=1}^{M_c} [\Delta \varepsilon_{50,m}^{\text{ORDW}}(T) - \Delta \varepsilon_{40,m}^{\text{ORDW}}(T)]$ and $\Delta E_g^{\text{ORDW(app.)}}(T) = \sum_{m=1}^{M_c} [\Delta \varepsilon_{50,m}^{\text{ORDW(app.)}}(T) - \Delta \varepsilon_{40,m}^{\text{ORDW(app.)}}(T)]$. Then, the direct bandgap EPR can be calculated in three ways,

$$\Delta E_g(T) = \Delta E_g^{\text{lFM}}(T) + \Delta E_g^{\text{uFM}}(T) + \Delta E_g^{\text{DW}}(T) \quad (\text{S1})$$

$$\Delta E_g^{\text{OR}}(T) = \Delta E_g^{\text{lFM}}(T) + \Delta E_g^{\text{ORDW}}(T) \quad (\text{S2})$$

$$\Delta E_g^{\text{OR(app.)}}(T) = \Delta E_g^{\text{lFM}}(T) + \Delta E_g^{\text{ORDW(app.)}}(T). \quad (\text{S3})$$

$\Delta E_g(T)$ here is not calculated in the main text, but it is the most accurate method and can be used as a reference value to check the accuracy of our data.

II. CONVERGENCE STUDY ON \mathbf{q} AND η

We define the size of \mathbf{q} grid as $N_q \times N_q \times N_q$. First, we checked the N_q dependence of the uFM and DW terms at $T = 0$ K. We plotted $\Delta E_g^{\text{uFM}}(T) + \Delta E_g^{\text{DW}}(T)$ [Fig. S1]. The value is converged at $N_q = 8$.

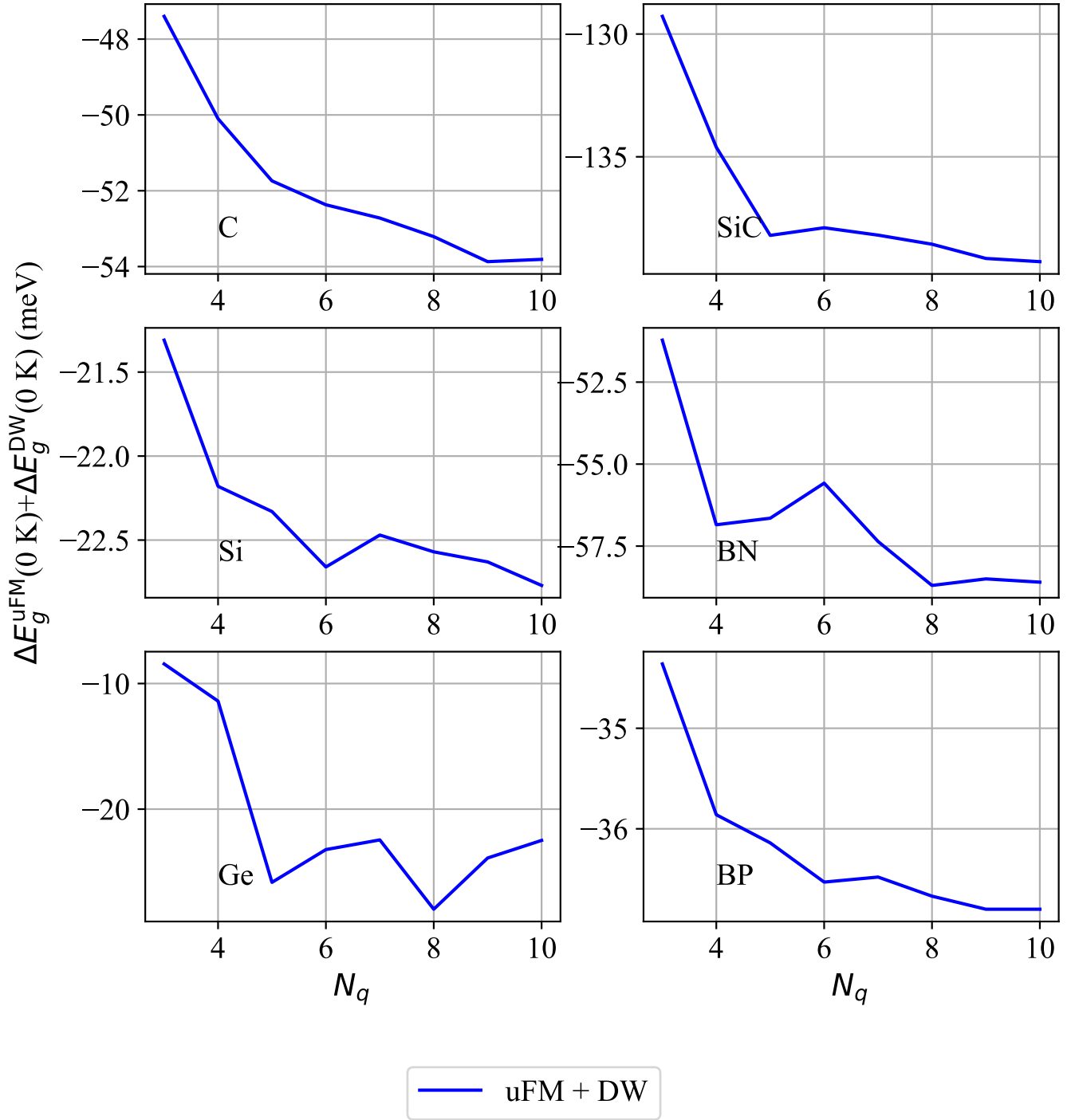
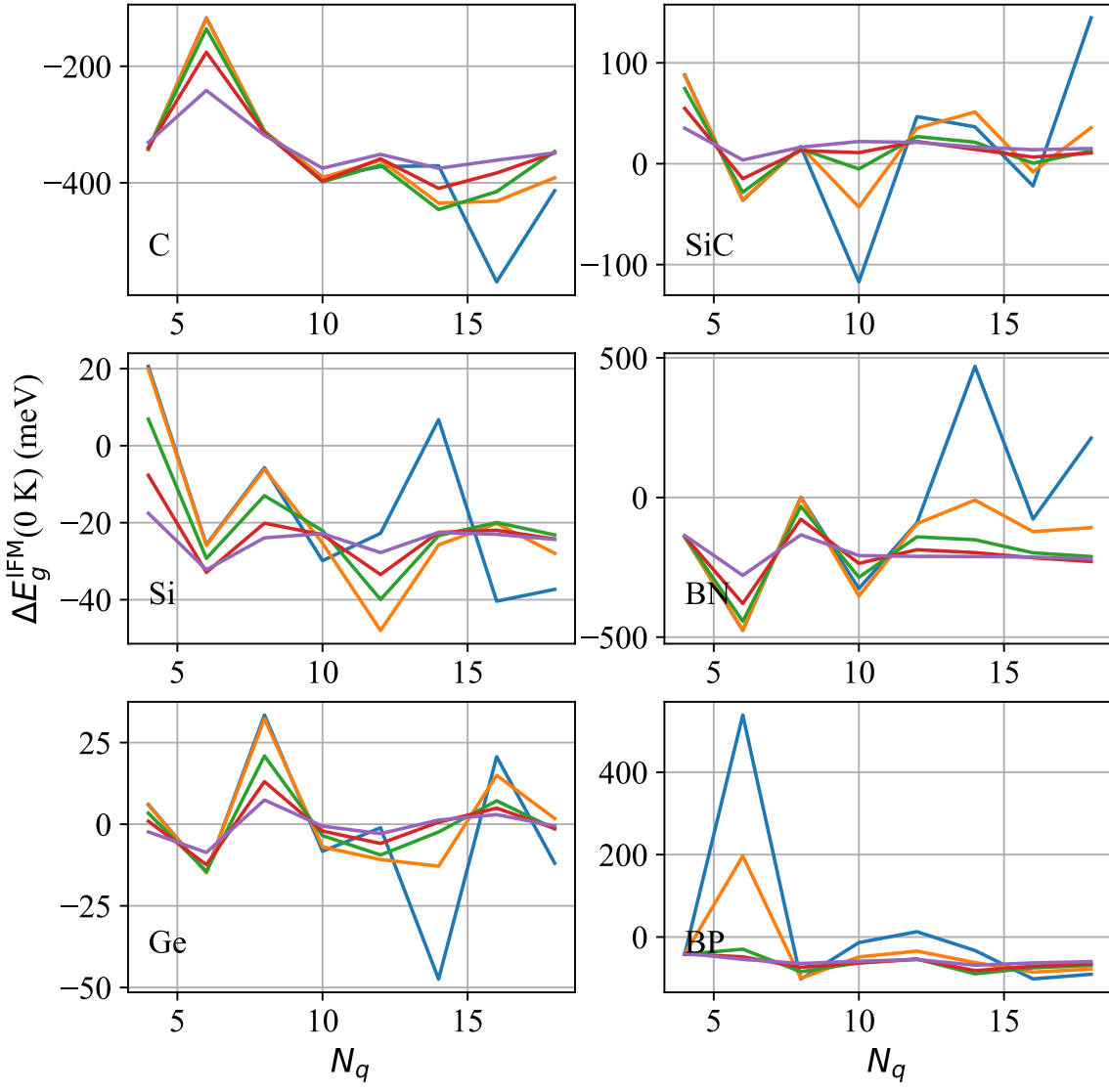


FIG. S1. N_q dependence of the sum of the uFM and DW terms at $T = 0$ K.

Next, we checked the N_q dependence of $\Delta E_g^{\text{IFM}}(T)$, $\Delta E_g^{\text{ORDW}}(T)$, and $\Delta E_g^{\text{ORDW(app.)}}(T)$ [Figs. S2, S3]. The value in the main text, $\eta = 0.1$ eV, is converged at a dense \mathbf{q} grid. The IFM and DW terms are converged at $N_q = 20$.



η :

— 1 meV

— 10 meV

— 50 meV

— 100 meV

— 200 meV

FIG. S2. N_q dependence of the IFM term at $T = 0 \text{ K}$ for various η . The fixed band number is $M_c = 30$.

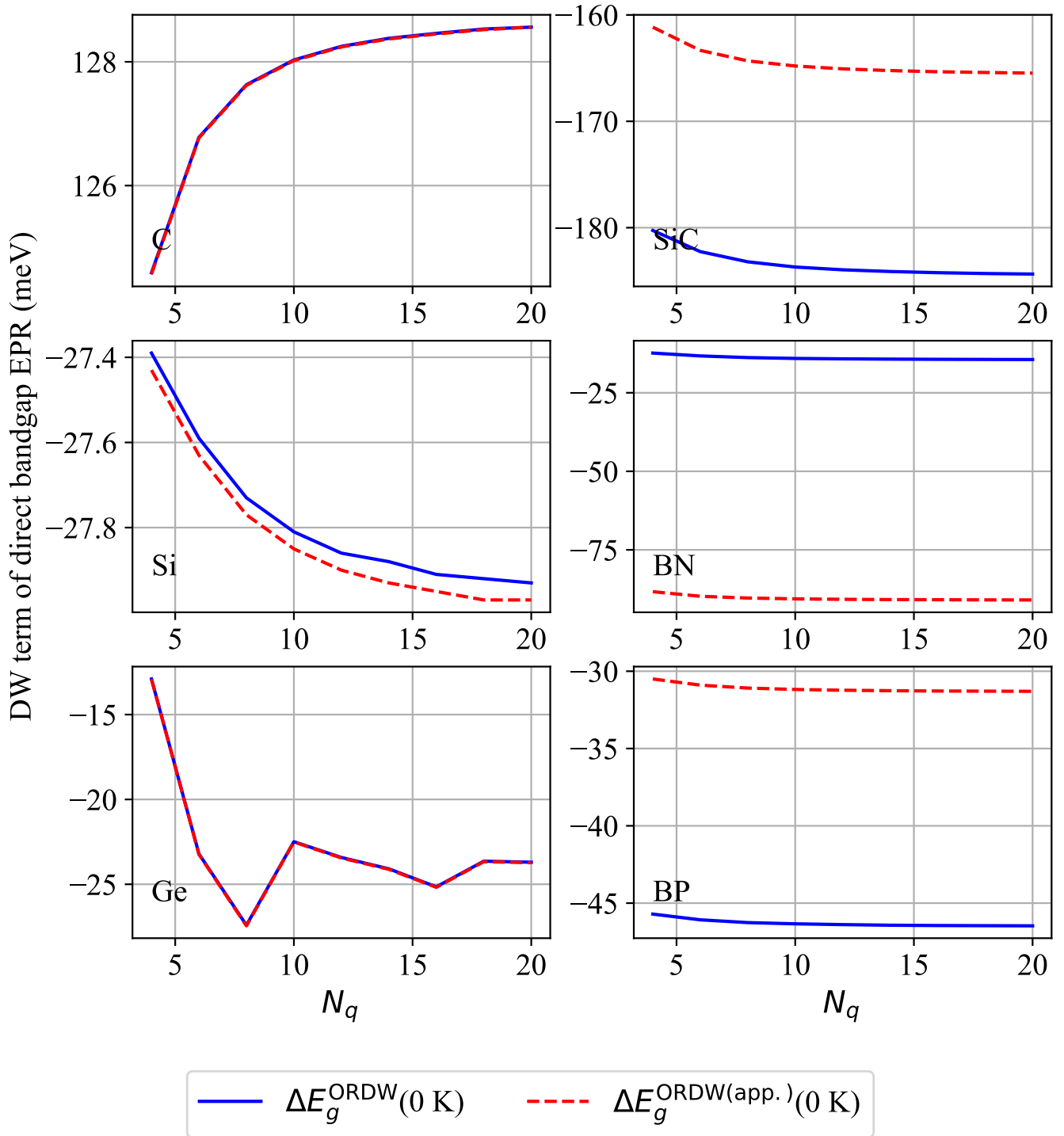


FIG. S3. N_q dependence of the DW term at $T = 0$ K. The fixed band number is $M_c = 30$.

III. CONVERGENCE STUDY OF M_c

First, we compared $\Delta E_g^{\text{ORDW}}(T)$ and $\Delta E_g^{\text{ORDW(app.)}}(T)$ to $\Delta E_g^{\text{DW}}(T)$ [Fig. S4]. Although convergence with respect to M_c is difficult, the approximation we claim in the paper is robust with respect to the number of bands for diamond-type materials.

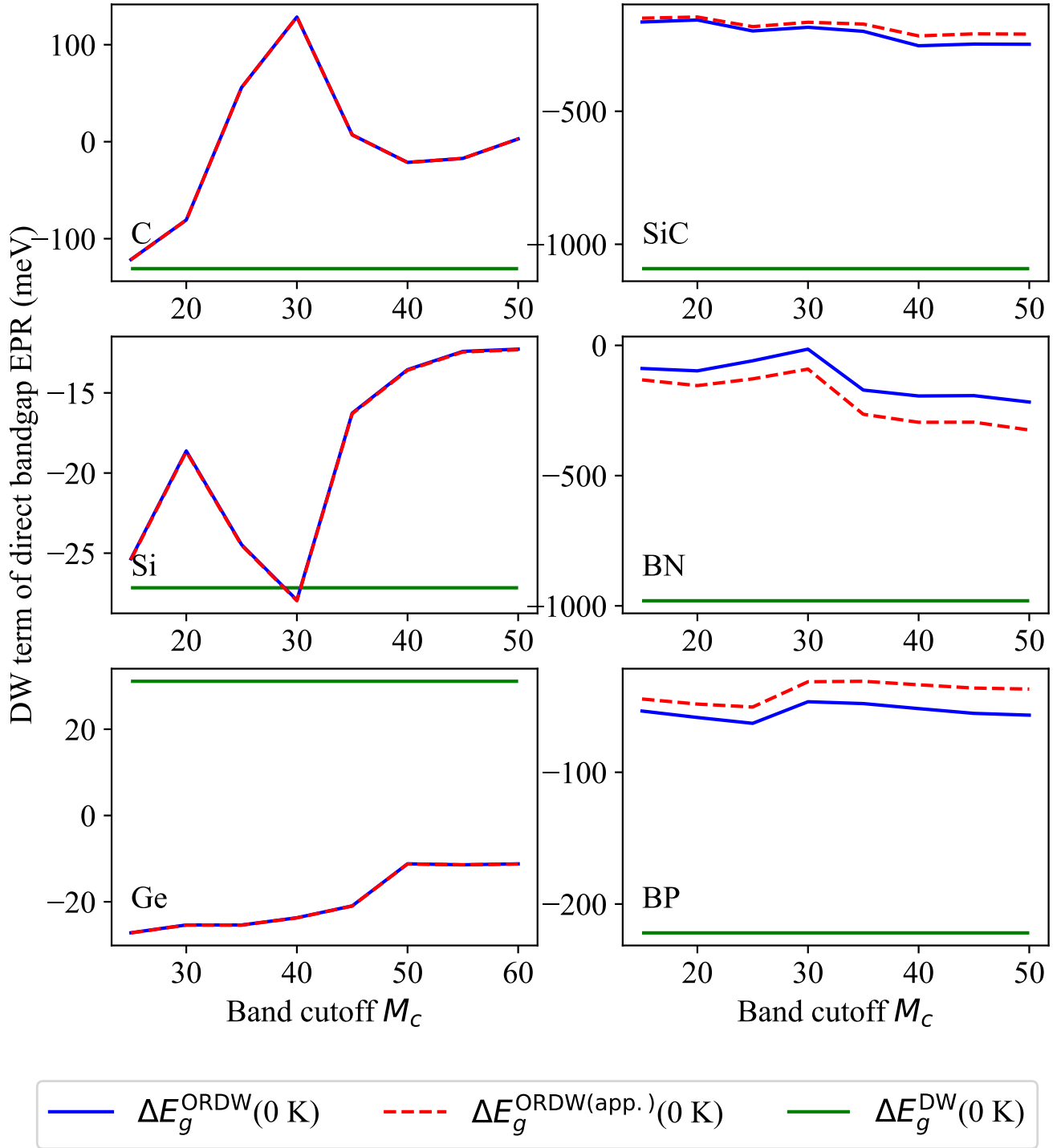


FIG. S4. M_c dependence of the DW term at $T = 0 \text{ K}$. The coarse and fine grid are $8 \times 8 \times 8$ and $20 \times 20 \times 20$, respectively.

Additionally, we compared $\Delta E_g^{\text{OR}}(T)$ and $\Delta E_g^{\text{OR(app.)}}(T)$ to $\Delta E_g(T)$ [Fig. S5]. The difference between $\Delta E_g^{\text{OR}}(T)$ and $\Delta E_g^{\text{OR(app.)}}(T)$ is almost zero for all M_c for C, Si, and Ge, but is finite and increasing for SiC, BN, and BP. Further, the difference between $\Delta E_g^{\text{OR}}(T)$ or $\Delta E_g^{\text{OR(app.)}}(T)$ and $\Delta E_g(T)$ generally becomes worse at large M_c . Therefore, our data in the main text ($M_c = 15$) are reasonable, although they have non-negligible band truncation error.

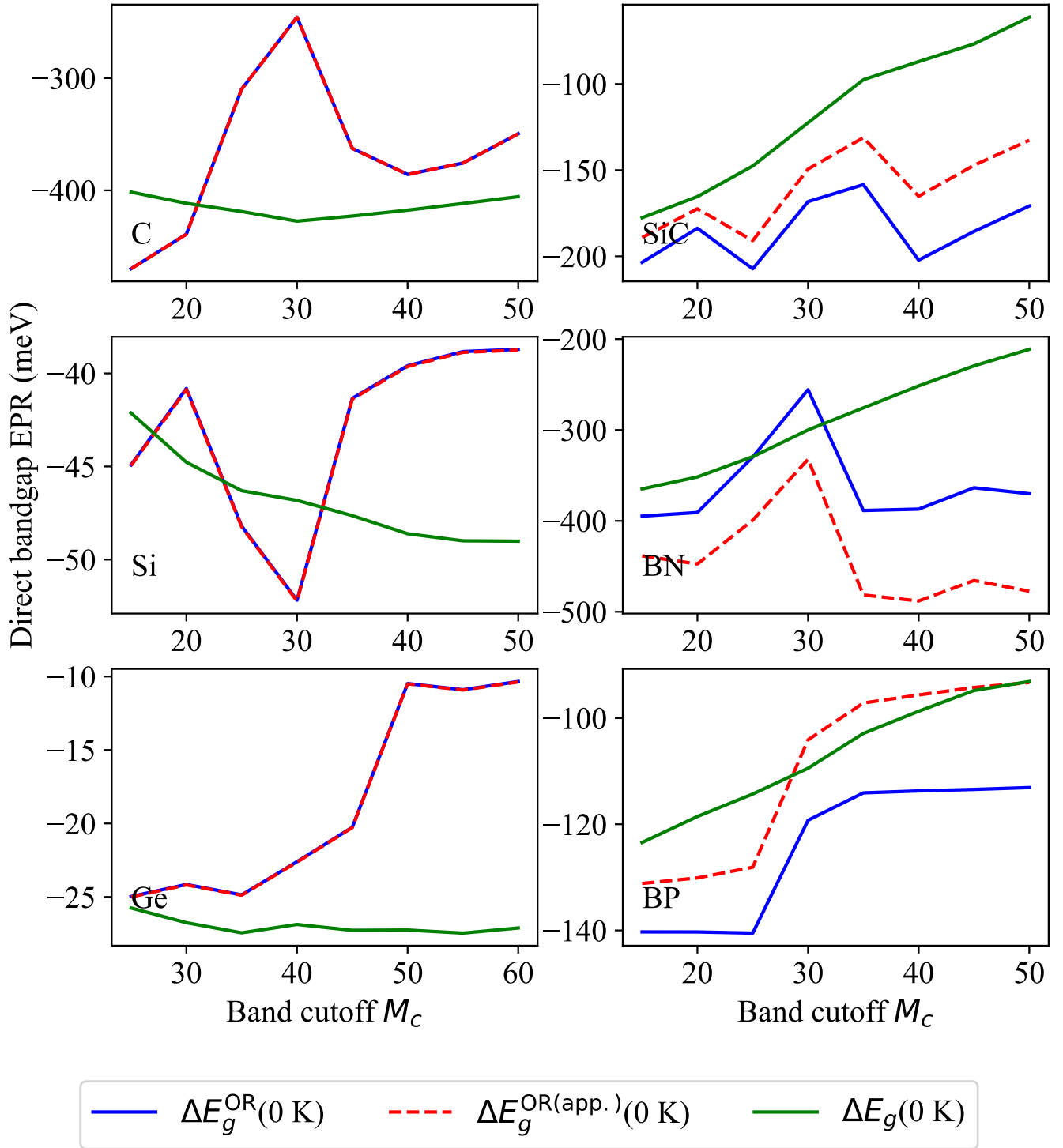


FIG. S5. M_c dependence of EPR at $T = 0 \text{ K}$. The coarse and fine grids are $\mathbf{q} : 8 \times 8 \times 8$ and $\mathbf{q} : 20 \times 20 \times 20$, respectively. $\eta = 100 \text{ meV}$.

[S1] P. Giannozzi *et al.*, QUANTUM ESPRESSO: a modular and open-source software project for quantum simulations of materials, *J.Phys.: Condens. Matter* **21**, 395502 (2009).

- [S2] P. Giannozzi *et al.*, Advanced capabilities for materials modelling with quantum ESPRESSO, *J.Phys.: Condens. Matter* **29**, 465901 (2017).
- [S3] X. Gonze, P. Boulanger, and M. Côté, Theoretical approaches to the temperature and zero-point motion effects on the electronic band structure, *Annalen der Physik* **523**, 168 (2011).
- [S4] J.-M. Lihm and C.-H. Park, Phonon-induced renormalization of electron wave functions, *Phys. Rev. B* **101**, 121102 (2020).