

Detection of new Extreme BL Lac objects with H.E.S.S. and *Swift* XRT

Mathieu de Bony de Lavergne,^a Tomas Bylund,^b Manuel Meyer,^c Angel Priyana Noel^{d,*} and David A. Sanchez^a on behalf of the H.E.S.S. and *Fermi*-LAT

Collaborations

(a complete list of authors can be found at the end of the proceedings)

^aLaboratoire d'Annecy de Physique des Particules, Univ. Grenoble Alpes, Univ. Savoie Mont Blanc, CNRS, LAPP, 74000 Annecy, France

^bLinnaeus University, Department of Physics and Electrical Engineering, 35195 Växjö, Sweden

^cInstitute for Experimental Physics, University of Hamburg, Luruper Chaussee 149, 22761 Hamburg, Germany

^dObserwatorium Astronomiczne, Uniwersytet Jagielloński, Orla 171, 30-244 Krakow, Poland
E-mail: lavergne@lapp.in2p3.fr, tomas.bylund@lnu.se, manuel.meyer@desy.de, anoel@oa.uj.edu.pl, david.sanchez@lapp.in2p3.fr

Extreme high synchrotron peaked blazars (EHBLs) are amongst the most powerful accelerators found in nature. Usually the synchrotron peak frequency of an EHBL is above 10^{17} Hz, i.e., lies in the range of medium to hard X-rays making them ideal sources to study particle acceleration and radiative processes. EHBL objects are commonly observed at energies beyond several TeV, making them also powerful probes of gamma-ray absorption in the intergalactic medium. During the last decade, several attempts have been made to increase the number of EHBL detected at TeV energies and probe their spectral characteristics. Here we report new detections of EHBLs in the TeV energy regime, each at a redshift of less than 0.2, by the High Energy Stereoscopic System (H.E.S.S.). Also, we report on X-ray observations of these EHBLs candidates with *Swift* XRT. In conjunction with the very high energy observations, this allows us to probe the radiation mechanisms and the underlying particle acceleration processes.

37th International Cosmic Ray Conference (ICRC 2021)
July 12th – 23rd, 2021
Online – Berlin, Germany

*Presenter

1. Introduction

Blazars are active galactic nuclei (AGNs) that produce jets of relativistic charged particles, which are closely aligned to the line of sight to the observer. Their multi-wavelength spectral energy distributions (SEDs) reveal two characteristic bumps; the low-energy bump is attributed to synchrotron emission of electrons and positrons, whereas the production mechanism for the high-energy emission, which can reach TeV energies, is still debated [see, e.g., 1]. It could either be due to inverse Compton scattering or hadron-initiated processes. In particular, BL Lac objects – a sub-class of blazars with only weak emission lines in the optical – with a peak synchrotron frequency above 10^{15} Hz (so-called high-frequency-peaked BL Lac objects; HBLs) have been commonly observed at TeV energies with imaging air Cherenkov telescopes. Of particular interest are extreme HBLs (EHBLs) with synchrotron peaks above $\approx 10^{17}$ Hz [see, 2, for a recent review]. Such EHBLs have their high-energy peak beyond 1 TeV and exhibit hard power-law spectra with spectral indices $\Gamma < 2$ both in the soft X-ray and γ -ray band [see, e.g., 3]. As γ -ray emission through the self-synchrotron-Compton (SSC) process becomes suppressed at multi-TeV energies due to the Klein-Nishina effect, these sources are promising candidates for hadron-initiated γ -ray emission scenarios. Furthermore, their multi-TeV emission makes them excellent candidates to study the absorption of γ rays on the extragalactic background light (EBL) and to search for γ -ray cascades, which in turn can be used to constrain the intergalactic magnetic field.

Here, the detection at very-high γ -ray energies of two EHBLs, namely MRC 0910-208 (redshift $z = 0.19802$) and 1RXS J195815.6-301119 ($z = 0.119$), with the High Energy Stereoscopic System (H.E.S.S.) is reported. Archival X-ray observations are used to determine the peak of their synchrotron emission.

2. H.E.S.S. observations

H.E.S.S. is an array of 5 imaging air Cherenkov telescopes located in the Khomas highlands in Namibia. The array is composed of four telescopes with a mirror diameter of 12 meters called CT1 to CT4, and one with a mirror diameter of 28 meters called CT5. H.E.S.S. can detect very-high energy γ rays in the energy range between ≈ 50 GeV up to ≈ 100 TeV.

The sources considered here were proposed for observations due to either their high synchrotron peak frequency of $\gtrsim 10^{16}$ Hz or their hard γ -ray spectrum measured with the *Fermi* Large Area Telescope (LAT) with spectral indices $\Gamma < 2$ as reported in the 4th AGN *Fermi* catalog [4LAC, 4]. These properties are common features of blazars already detected at TeV energies.^{1 2} Both MRC 0910-208 and 1RXS J195815.6-301119 were observed in 2018 in May and September, respectively, resulting in an acceptance corrected lifetime of 17.2 hours and 7.3 hours. The observations were carried out in wobble mode, with the ON region offset 0.5° from the centre of the camera, and had an average zenith angle of 24° for MRC 0910-208 and 17° for 1RXS J195815.6-301119.

Events detected with at least three of the small-sized telescopes are considered in the data analysis. The energies are reconstructed using the ImPACT method and standard selection cuts [5], considering only the small-sized telescopes. This led to the detection of MRC 0910-208 and

¹See, e.g., <http://tevcat.uchicago.edu/>

1RXS J195815.6-301119 with 7.0σ and 8.8σ respectively. A combined analysis also including CT5 will be presented elsewhere. The data analysis has been carried out with `gammapy` version 0.18.2 [6].²

In the energy range between 0.2 and 2 TeV, the observed spectra are well described with simple power laws shown in Figure 1, which are of the form $dN/dE = N(E/E_0)^{-\Gamma}$. The best-fit parameters are summarized in Table 1. Repeating the fit with power laws corrected for γ -ray absorption on the EBL (using the model in Ref. [8]) reveals hard intrinsic spectra emitted by these blazars with power-law indices compatible with $\Gamma_{\text{int}} \approx 2$.

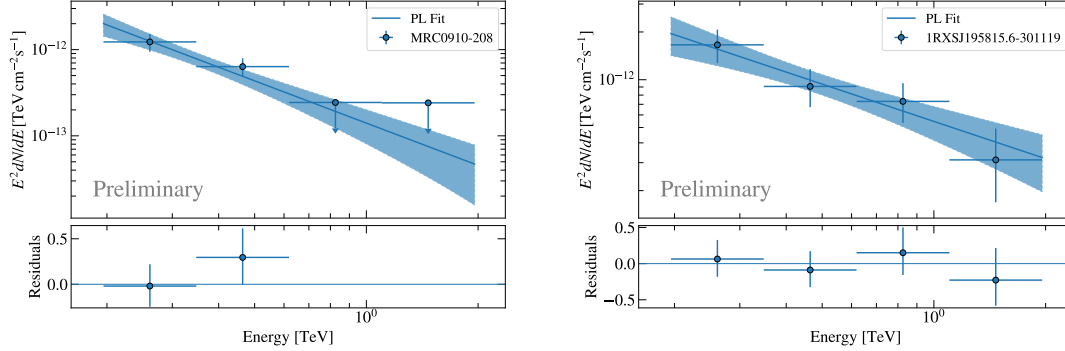


Figure 1: Very-high energy spectra measured with H.E.S.S. of the two blazars considered in this work. The flux points are derived from forward folding and likelihood profiling in the restricted energy ranges using the flux point estimation method of `gammapy`.

3. *Fermi*-LAT observations

For the two sources, a *Fermi*-LAT analysis is performed over a time range of 11.5 years (August 8, 2008 - January 4, 2020) in order to extract average source spectra at energies above 100 MeV. For the analysis, events are considered which pass the P8R3_SOURCE_V2 selection criteria and have arrived within a region of interest (ROI) of $10^\circ \times 10^\circ$ centered on the source position and with zenith angles $\leq 90^\circ$. A spatial binning of 0.1° per pixel and a logarithmic spectral binning of 8 bins per decade are chosen. The ROI is modelled by including all sources listed in the 4FGL catalog [9] up to 20° away from the central source. All the spectral parameters of sources within 6° of the center are left free to vary, while only the spectral normalizations are free for sources 6° - 10° away from the source of interest. Standard templates are used for the isotropic diffuse emission and Galactic diffuse emission.³ The fit of the ROI is performed using `FERMIPY` [10] and the *Fermi* Science tools.⁴ The two sources are again described well with simple power laws and the best-fit parameters are reported in Table 1. Including EBL correction in the model only leads to a marginal change of

²<https://docs.gammapy.org>

³<https://fermi.gsfc.nasa.gov/ssc/data/access/lat/BackgroundModels.html>

⁴See <http://fermipy.readthedocs.io/> and <https://fermi.gsfc.nasa.gov/ssc/data/analysis/documentation/>.

the best-fit parameters as the fit is dominated by low-energy events for which the absorption is negligible.

4. X-ray observations

The EHBLS have also been observed in X-rays with the XRT instrument on board the Neil Gehrels *Swift* observatory in photon counting mode. 1RXS J195815.6-301119 has also been observed by *NuSTAR*. XRT operates in the energy range of 0.2-10 keV [11] whereas *NuSTAR* observes X-rays in the range between 3 and 79 keV [12]. The observation time of the two sources from XRT and *NuSTAR* are provided in Table 1.

For the reduction and analysis of the observations, packages within HEASOFT 6.28 are used. The spectral fitting is performed with XSPEC v12.11.1c. Standard data reduction pipelines are used for both XRT and *NuSTAR* data using the pipelines *xrtpipeline* and *nupipeline* (the latter being part of the *NuSTAR* Data Analysis Software package). After doing the analysis for each observation taken from XRT, the average spectra are obtained with the *Swift*-XRT data products generator [13].⁵ The spectra from the two telescopes of *NuSTAR*, FMPA and FMPB, have been jointly fitted.

The spectral fitting has been done using a simple power-law model including Galactic absorption and corrected for redshift (*zphabs* in XSPEC). Additionally, a log parabola model corrected with *zphabs* has been tested in order to evaluate the synchrotron peak energy. The photon flux in the log parabola model is given by $dN/dE = N(E/E_0)^{-\alpha-\beta \ln(E/E_0)}$. The hydrogen column density N_H for Galactic absorption has been fixed to the values of the LAB survey [14].⁶ Cash statistics (cstat in XSPEC) are used for the maximum likelihood estimation, which is suitable for sources with low photon counts [15]. The spectral fitting parameters are given in Table 1. For both sources, a slight preference for the log-parabola (LP) model over the power-law (PL) model is found from the difference in the Cash statistics, $\Delta C = C_{PL} - C_{LP}$. The LP model is preferred with a statistical significance of 2.3σ and 2.8σ for MRC 0910-208 and 1RXS J195815.6-301119, respectively. For *NuSTAR*, only the power-law parameters are provided, as the log parabola fit is not significantly preferred. The best-fit spectra are also shown in Figure 2. The peak of the synchrotron emission is estimated from the maximum of the best-fit log parabola. The peak energy is given by $E_{\text{peak}} = E_0 \exp(\alpha/(2\beta))$ and the uncertainty is derived with Gaussian error propagation.

5. Modeling of the multi-wavelength spectral energy distribution

The multi-wavelength SEDs of the sources are shown in Fig. 3. Archival data from the NASA/IPAC Extragalactic Database (NED)⁷ together with data from WISE [16], DENIS [17], and GALEX [18] are used along with the X-ray and γ -ray data presented in this work. A one-zone SSC model is used in order to reproduce the SEDs. The calculations are performed with the *agnpy* python package.⁸ The SSC model assumes a spherical emission zone of size R , which is filled with a uniform magnetic field of strength B and moves down the jet with a bulk Lorentz factor Γ_L . For

⁵https://www.swift.ac.uk/user_objects/

⁶<https://heasarc.gsfc.nasa.gov/cgi-bin/Tools/w3nh/w3nh.pl>

⁷<http://ned.ipac.caltech.edu/>

⁸<https://agnpy.readthedocs.io/en/latest/>

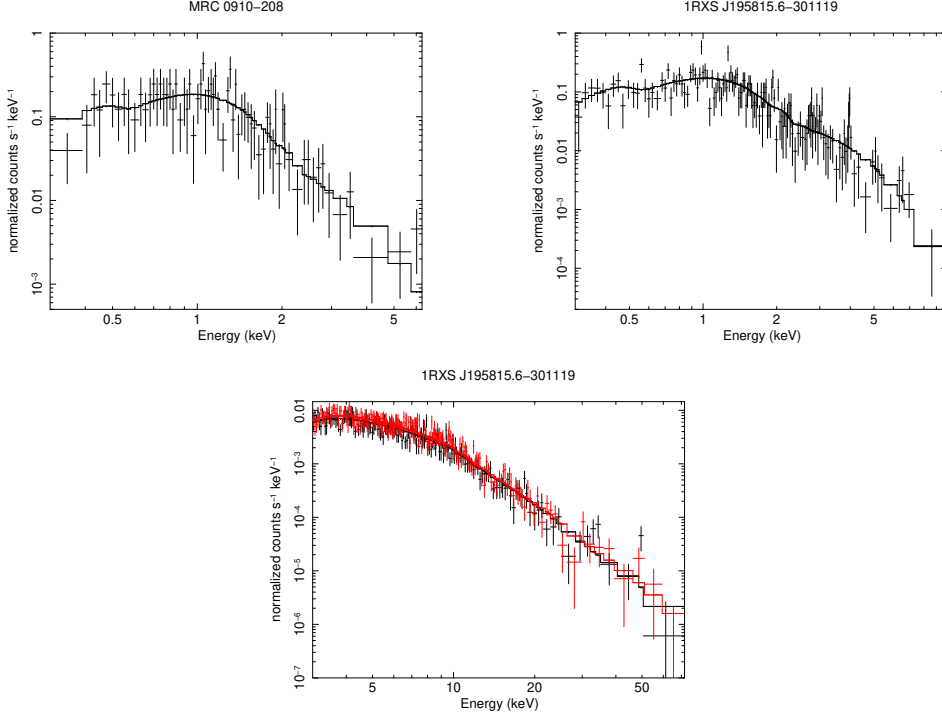


Figure 2: X-ray spectra of the two EHLs. *Top:* XRT spectra of MRC 0910-208 and 1RXS J195815.6-301119. *Bottom:* *NuSTAR* spectra of 1RXS J195815.6-301119. The *NuSTAR* spectra includes data from the FPMB telescope (shown in red) and the FPMA telescope (shown in black).

simplicity, we assume the bulk Lorentz factor is equal to the Doppler factor. The lepton distribution dN_e/dy is a function of the electron and positron Lorentz factor γ and is assumed to follow a broken power law (with index α_1 and α_2) with a break at γ_b . It is defined between γ_{\min} and γ_{\max} .

For the two blazars, a thermal component in the SED is visible and a giant-elliptical template representing the radiation from the AGN’s host galaxy (extracted from the ASDC SED builder⁹) is added to the model. The parameters of the model are reported in the bottom part of Table 1. For all sources, the SSC model is far from equipartition and is dominated by the particle energies. In the modelling, we ensure that the peak of the synchrotron emission is in agreement with the peak of the multi-wavelength SED (obtained with a fit by a polynomial function in log-log).

6. Conclusions

H.E.S.S. detections at very-high-energy γ -ray energies of two EHLs, MRC 0910-208 and 1RXS J195815.6-301119, have been presented. Using archival *Swift*-XRT observations, the EHL nature of these sources could be confirmed by confidently placing the synchrotron peak energy above 1 keV or a frequency beyond $\approx 2.4 \times 10^{17}$ Hz. Both sources also exhibit hard intrinsic γ -ray spectra that can be well described with power laws with indices compatible with $\Gamma_{\text{int}} \approx 2$. Hard spectra are also measured with *Fermi* LAT with $\Gamma < 2$. We have also performed a simple SSC modeling of

⁹<https://tools.ssd.asi.it/SED/>

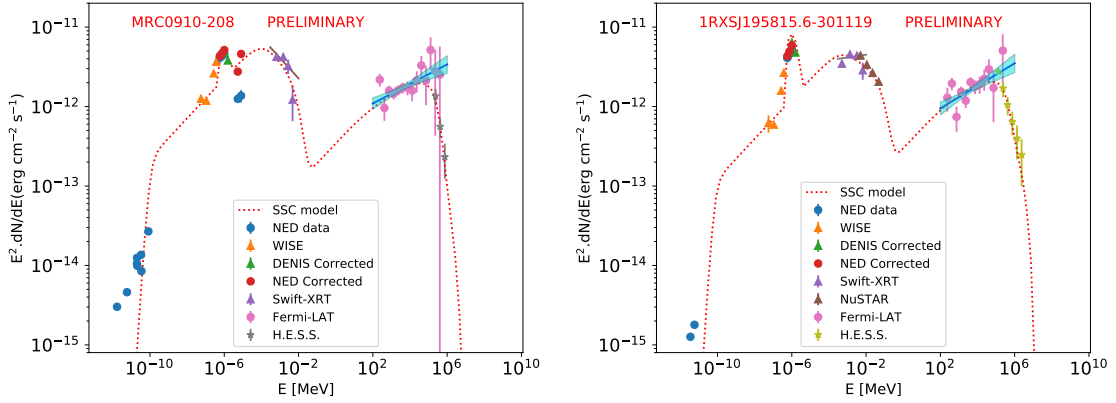


Figure 3: SEDs of the EHBLS presented in this work. Optical data were extracted from NED, WISE, GALEX and DENIS. X-ray, *Fermi* and H.E.S.S. data are presented in this work. The dashed line is the SSC calculation, which includes absorption on the EBL.

the sources. As mentioned in the introduction, Klein-Nishina suppression can become important at energies above 1 TeV. However, the current data sets are rather well described with the SSC model, which also reveals that both sources can be described with similar parameters for the underlying particle distribution. Further data taking might be required to probe the emission at energies beyond 1 TeV for these sources. A dedicated modeling also considering hadronic interactions as done in, e.g., Ref. [19] together with an analysis of CT5 data will be presented elsewhere. The detections reported here further increase the the growing sample of EHBLS [see, e.g., 20, for recent MAGIC detections]. This will facilitate future constraints on the EBL in the IR as well as searches for pair cascades produced in the intergalactic medium.

Acknowledgements. M. M. acknowledges support from the European Research Council (ERC) under the European Union’s Horizon 2020 research and innovation program Grant agreement No. 843800 (GammaRayCascades) and No. 948689 (AxionDM). The *Fermi*-LAT Collaboration acknowledges support for LAT development, operation and data analysis from NASA and DOE (United States), CEA/Irfu and IN2P3/CNRS (France), ASI and INFN (Italy), MEXT, KEK, and JAXA (Japan), and the K.A. Wallenberg Foundation, the Swedish Research Council and the National Space Board (Sweden). Science analysis support in the operations phase from INAF (Italy) and CNES (France) is also gratefully acknowledged. This work performed in part under DOE Contract DE-AC02-76SF00515.

This work made use of data supplied by the UK Swift Science Data Centre at the University of Leicester.

References

- [1] G. G. Madejski and M. Sikora, *ARA&A* **54** (2016) 725–760.
- [2] J. Biteau, E. Prandini, L. Costamante et al., *Nature Astronomy* **4** (2020) 124–131, [2001.09222].
- [3] V. S. Paliya, A. Domínguez, M. Ajello et al., *ApJ* **882** (2019) L3, [1908.02496].

- [4] M. Ajello, R. Angioni, M. Axelsson et al., *ApJ* **892** (2020) 105, [1905.10771].
- [5] R. D. Parsons and J. A. Hinton, *Astroparticle Physics* **56** (2014) 26–34, [1403.2993].
- [6] A. Donath, C. Deil, M. P. Arribas et al., in *34th International Cosmic Ray Conference (ICRC2015)*, vol. 34 of *International Cosmic Ray Conference*, p. 789, 2015, 1509.07408.
- [7] T. P. Li and Y. Q. Ma, *ApJ* **272** (1983) 317–324.
- [8] A. Domínguez, J. R. Primack, D. J. Rosario et al., *MNRAS* **410** (2011) 2556–2578, [1007.1459].
- [9] S. Abdollahi, F. Acero, M. Ackermann et al., *ApJS* **247** (2020) 33, [1902.10045].
- [10] M. Wood, R. Caputo, E. Charles et al., in *35th International Cosmic Ray Conference (ICRC2017)*, vol. 301 of *International Cosmic Ray Conference*, p. 824, 2017, 1707.09551.
- [11] N. Gehrels, G. Chincarini, P. Giommi et al., *ApJ* **611** (2004) 1005–1020, [astro-ph/0405233].
- [12] F. A. Harrison, W. W. Craig, F. E. Christensen et al., *ApJ* **770** (2013) 103, [1301.7307].
- [13] P. A. Evans, A. P. Beardmore, K. L. Page et al., *MNRAS* **397** (2009) 1177–1201, [0812.3662].
- [14] P. M. W. Kalberla, W. B. Burton, D. Hartmann et al., *A&A* **440** (2005) 775–782, [astro-ph/0504140].
- [15] W. Cash, *ApJ* **228** (1979) 939–947.
- [16] R. M. Cutri, E. L. Wright, T. Conrow et al., , “Explanatory Supplement to the AllWISE Data Release Products.” Explanatory Supplement to the AllWISE Data Release Products, 2013.
- [17] N. Epchtein, B. de Batz, L. Capoani et al., *The Messenger* **87** (1997) 27–34.
- [18] P. Morrissey, T. Conrow, T. A. Barlow et al., *ApJS* **173** (2007) 682–697.
- [19] M. Cerruti, A. Zech, C. Boisson et al., *MNRAS* **448** (2015) 910–927, [1411.5968].
- [20] V. A. Acciari, S. Ansoldi, L. A. Antonelli et al., *ApJS* **247** (2020) 16, [1911.06680].

| | MRC 0910-208 | 1RXS J195815.6-301119 |
|--|---|---|
| H.E.S.S. Results | | |
| T (hours) | 17.2 | 7.3 |
| S (σ) | 7.0 | 8.8 |
| N (10^{-11} TeV $^{-1}$ cm $^{-2}$ s $^{-1}$) | 5.7 ± 1.0 | 4.4 ± 0.6 |
| Γ | $3.63 \pm 0.38_{\text{stat.}} \pm 0.38_{\text{sys.}}$ | $2.78 \pm 0.26_{\text{stat.}} \pm 0.14_{\text{sys.}}$ |
| N_{int} (10^{-11} TeV $^{-1}$ cm $^{-2}$ s $^{-1}$) | 12.6 ± 2.2 | 8.3 ± 1.2 |
| Γ_{int} | $2.35 \pm 0.50_{\text{stat.}} \pm 0.38_{\text{sys.}}$ | $2.00 \pm 0.27_{\text{stat.}} \pm 0.14_{\text{sys.}}$ |
| E_0 (TeV) | 0.36 | 0.47 |
| E_{thr} (TeV) | 0.16 | 0.18 |
| Fermi-LAT Results | | |
| N (10^{-12} MeV $^{-1}$ cm $^{-2}$ s $^{-1}$) | 9.241 ± 0.558 | 6.114 ± 0.417 |
| Γ | 1.871 ± 0.043 | 1.835 ± 0.046 |
| E_0 (GeV) | 3.383 | 4.051 |
| Swift-XRT Results | | |
| T (ks) | 6.4 | 11.6 |
| N_{PL} (10^{-3} keV $^{-1}$ cm $^{-2}$ s $^{-1}$) | 2.55 ± 0.19 | 2.59 ± 0.11 |
| Γ | 2.26 ± 0.134 | $1.96 + / - 0.063$ |
| C_{PL} | 106.53 | 326.89 |
| dof $_{\text{PL}}$ | 134 | 268 |
| N_{LP} (10^{-3} keV $^{-1}$ cm $^{-2}$ s $^{-1}$) | 2.90 ± 0.25 | 2.76 ± 0.13 |
| α | 2.07 ± 0.16 | 1.79 ± 0.086 |
| β | 0.97 ± 0.39 | 0.53 ± 0.18 |
| C_{LP} | 100.15 | 318.01 |
| dof $_{\text{LP}}$ | 133 | 267 |
| E_{peak} (keV) | 2.91 ± 1.55 | 5.41 ± 1.78 |
| $\Delta C = C_{\text{PL}} - C_{\text{LP}}$ | 6.38 | 8.88 |
| NuSTAR results | | |
| T (ks) | – | 52.8 |
| N_{PL} (10^{-3} keV $^{-1}$ cm $^{-2}$ s $^{-1}$) | – | 4.82 ± 0.30 |
| Γ | – | 2.35 ± 0.03 |
| C_{PL} | – | 756.82 |
| dof $_{\text{PL}}$ | – | 818 |
| SSC Modeling Results | | |
| α_1 | 2.5 | 2.5 |
| α_2 | 3.5 | 3.3 |
| $\log_{10}(\gamma_b)$ | 5.2 | 5.6 |
| $\log_{10}(\gamma_{\text{max}})$ | 6.1 | 6.7 |
| N_e (10^{55}) | 3.06 | 7.71 |
| B (G) | 0.01 | 0.01 |
| $\log_{10}(R/\text{cm})$ | 17.0 | 17.13 |
| Γ_L | 30 | 20 |

Table 1: Observation and modeling results. *The first part* of the table summarizes the results obtained with H.E.S.S.. The acceptance corrected lifetime is denoted with T , S is the detection significance (derived with Eq. (17) of [7]) above the threshold energy E_{thr} . N and N_{int} (Γ and Γ_{int}) are the normalizations (power-law indices) for the observed and absorption corrected spectra, respectively, and E_0 is the de-correlation energy. The power-law parameters are derived through a fit to the H.E.S.S. data between 0.2 and 2 TeV. *The second part* provides the best-fit power-law parameters derived from LAT observations. *The third part* summarizes the Swift XRT results and fit parameters for an absorption corrected power law and log parabola. The c-stat values C and the degrees of freedom (dof) for each x-ray fit are also reported. For the X-ray results only, E_0 is fixed to 1 keV. *The fourth part* gives the results for an absorption-corrected power law derived from NuSTAR observations of 1RXS J195815.6-301119. *The bottom part* summarizes the best-fit parameters for the SED modeling, see Sec. 5. For both sources, $\gamma_{\text{min}} = 1$. The integrated electron distribution is given by N_e .

Full Authors List: H.E.S.S.

H. Abdalla¹, F. Aharonian^{2,3,4}, F. Ait Benkhali³, E.O. Angüner⁵, C. Arcaro⁶, C. Armand⁷, T. Armstrong⁸, H. Ashkar⁹, M. Backes^{1,6}, V. Baghmanyan¹⁰, V. Barbosa Martins¹¹, A. Barnacka¹², M. Barnard⁶, R. Batzofin¹³, Y. Becherini¹⁴, D. Berge¹¹, K. Bernlöhr³, B. Bi¹⁵, M. Böttcher⁶, C. Boisson¹⁶, J. Bolmont¹⁷, M. de Bony de Lavergne⁷, M. Breuhaus³, R. Brose², F. Brun⁹, T. Bulik¹⁸, T. Bylund¹⁴, F. Cangemi¹⁷, S. Caroff¹⁷, S. Casanova¹⁰, J. Catalano¹⁹, P. Chambery²⁰, T. Chand⁶, A. Chen¹³, G. Cotter⁸, M. Curyło¹⁸, H. Dalgleish¹, J. Damascene Mbarubucyeye¹¹, I.D. Davids¹, J. Davies⁸, J. Devin²⁰, A. Djannati-Atai²¹, A. Dmytriiev¹⁶, A. Donath³, V. Doroshenko¹⁵, L. Dreyer⁶, L. Du Plessis⁶, C. Duffy²², K. Egberts²³, S. Einecke²⁴, J.-P. Ernenwein⁵, S. Fegan²⁵, K. Feijen²⁴, A. Fiasson⁷, G. Fichet de Clairfontaine¹⁶, G. Fontaine²⁵, F. Lott¹, M. Füßling¹¹, S. Funk¹⁹, S. Gabici²¹, Y.A. Gallant²⁶, G. Giavitto¹¹, L. Giunti^{21,9}, D. Glawion¹⁹, J.F. Glicenstein⁹, M.-H. Grondin²⁰, S. Hattingh⁶, M. Haupt¹¹, G. Hermann³, J.A. Hinton³, W. Hofmann³, C. Hoischen²³, T. L. Holch¹¹, M. Holler²⁷, D. Horns²⁸, Zhiqiu Huang³, D. Huber²⁷, M. Hörbe⁸, M. Jamroz¹², F. Jankowsky²⁹, V. Joshi¹⁹, I. Jung-Richardt¹⁹, E. Kasai¹, K. Katarzyński³⁰, U. Katz¹⁹, D. Khangulyan³¹, B. Khélifi²¹, S. Klepser¹¹, W. Kluźniak³², Nu. Komin¹³, R. Konno¹¹, K. Kosack⁹, D. Kostunin¹¹, M. Kreter⁶, G. Kukec Mezek¹⁴, A. Kundu⁶, G. Lamanna⁷, S. Le Stum⁵, A. Lemièrè²¹, M. Lemoine-Goumard²⁰, J.-P. Lenain¹⁷, F. Leuschner¹⁵, C. Levy¹⁷, T. Lohse³³, A. Luashvili¹⁶, I. Lypova²⁹, J. Mackey², J. Majumdar¹¹, D. Malyshev¹⁵, D. Malyshev¹⁹, V. Marandon³, P. Marchegiani¹³, A. Marcowith²⁶, A. Mares²⁰, G. Marti-Devesa²⁷, R. Marx²⁹, G. Maurin⁷, P.J. Meintjes³⁴, M. Meyer¹⁹, A. Mitchell³, R. Moderski³², L. Mohrmann¹⁹, A. Montanari⁹, C. Moore²², P. Morris⁸, E. Moulin⁹, J. Müller²⁵, T. Murach¹¹, K. Nakashima¹⁹, M. de Naurois²⁵, A. Nayerhoda¹⁰, H. Ndiayavala⁶, J. Niemiec¹⁰, A. Priyana Noel¹², P. O'Brien²², L. Oberholzer⁶, S. Ohm¹¹, L. Olivera-Nieto³, E. de Ona Wilhelmi¹¹, M. Ostrowski¹², S. Panny²⁷, M. Panter³, R.D. Parsons³³, G. Peron³, S. Pita²¹, V. Poireau⁷, D.A. Prokhorov³⁵, H. Prokoph¹¹, G. Pühlhofer¹⁵, M. Punch^{21,14}, A. Quirrenbach²⁹, P. Reichherzer⁹, A. Reimer²⁷, O. Reimer²⁷, Q. Remy³, M. Renaud²⁶, B. Reville³, F. Rieger³, C. Romoli³, G. Rowell²⁴, B. Rudak³², H. Rueda Ricarte⁹, E. Ruiz-Velasco³, V. Sahakian³⁶, S. Sailer³, H. Salzmann¹⁵, D.A. Sanchez⁷, A. Santangelo¹⁵, M. Sasaki¹⁹, J. Schäfer¹⁹, H.M. Schutte³³, U. Schwanke³³, F. Schüssler⁹, M. Senniappan¹⁴, A.S. Seyffert⁶, J.N.S. Shapopi¹, K. Shiningayamwe¹, R. Simoni³⁵, A. Sinha²⁶, H. Sol¹⁶, H. Spackman⁸, A. Specovius¹⁹, S. Spencer⁸, M. Spir-Jacob²¹, Ł. Stawarz¹², R. Steenkamp¹, C. Stegmann^{23,11}, S. Steinmassl³, C. Steppa²³, L. Sun³⁵, T. Takahashi³¹, T. Tanaka³¹, T. Tavernier⁹, A.M. Taylor¹¹, R. Terrier²¹, J. H.E. Thiersen⁶, C. Thorpe-Morgan¹⁵, M. Tluczykont²⁸, L. Tomankova¹⁹, M. Tsirou³, N. Tsujji³¹, R. Tuffs³, Y. Uchiyama³¹, D.J. van der Walt⁶, C. van Eldik¹⁹, C. van Rensburg¹, B. van Soelen³⁴, G. Vasileiadis²⁶, J. Veh¹⁹, C. Venter⁶, P. Vincent¹⁷, J. Vink³⁵, H.J. Völk³, S.J. Wagner²⁹, J. Watson⁸, F. Werner³, R. White³, A. Wiercholska¹⁰, Yu Wun Wong¹⁹, H. Yassin⁶, A. Yusufzai¹⁹, M. Zacharias¹⁶, R. Zanin³, D. Zargaryan^{2,4}, A.A. Zdziarski³², A. Zech¹⁶, S.J. Zhu¹¹, A. Zmija¹⁹, S. Zouari²¹ and N. Żywucka⁶.

¹University of Namibia, Department of Physics, Private Bag 13301, Windhoek 10005, Namibia²Dublin Institute for Advanced Studies, 31 Fitzwilliam Place, Dublin 2, Ireland³Max-Planck-Institut für Kernphysik, P.O. Box 103980, D 69029 Heidelberg, Germany⁴High Energy Astrophysics Laboratory, RAU, 123 Hovsep Emin St Yerevan 0051, Armenia⁵Aix Marseille Université, CNRS/IN2P3, CPPM, Marseille, France⁶Centre for Space Research, North-West University, Potchefstroom 2520, South Africa⁷Laboratoire d'Annecy de Physique des Particules, Univ. Grenoble Alpes, Univ. Savoie Mont Blanc, CNRS, LAPP, 74000 Annecy, France⁸University of Oxford, Department of Physics, Denys Wilkinson Building, Keble Road, Oxford OX1 3RH, UK⁹IRFU, CEA, Université Paris-Saclay, F-91191 Gif-sur-Yvette, France¹⁰Instytut Fizyki Jądrowej PAN, ul. Radzikowskiego 152, 31-342 Kraków, Poland¹¹DESY, D-15738 Zeuthen, Germany¹²Obserwatorium Astronomiczne, Uniwersytet Jagielloński, ul. Orla 171, 30-244 Kraków, Poland¹³School of Physics, University of the Witwatersrand, 1 Jan Smuts Avenue, Braamfontein, Johannesburg, 2050 South Africa¹⁴Department of Physics and Electrical Engineering, Linnaeus University, 351 95 Växjö, Sweden¹⁵Institut für Astronomie und Astrophysik, Universität Tübingen, Sand 1, D 72076 Tübingen, Germany¹⁶Laboratoire Univers et Théories, Observatoire de Paris, Université PSL, CNRS, Université de Paris, 92190 Meudon, France¹⁷Sorbonne Université, Université Paris Diderot, Sorbonne Paris Cité, CNRS/IN2P3, Laboratoire de Physique Nucléaire et de Hautes Energies, LPNHE, 4 Place Jussieu, F-75252 Paris, France¹⁸Astronomical Observatory, The University of Warsaw, Al. Ujazdowskie 4, 00-478 Warsaw, Poland¹⁹Friedrich-Alexander-Universität Erlangen-Nürnberg, Erlangen Centre for Astroparticle Physics, Erwin-Rommel-Str. 1, D 91058 Erlangen, Germany²⁰Université Bordeaux, CNRS/IN2P3, Centre d'Études Nucléaires de Bordeaux Gradignan, 33175 Gradignan, France²¹Université de Paris, CNRS, Astroparticule et Cosmologie, F-75013 Paris, France²²Department of Physics and Astronomy, The University of Leicester, University Road, Leicester, LE1 7RH, United Kingdom²³Institut für Physik und Astronomie, Universität Potsdam, Karl-Liebknecht-Strasse 24/25, D 14476 Potsdam, Germany²⁴School of Physical Sciences, University of Adelaide, Adelaide 5005, Australia²⁵Laboratoire Leprince-Ringuet, École Polytechnique, CNRS, Institut Polytechnique de Paris, F-91128 Palaiseau, France²⁶Laboratoire Univers et Particules de Montpellier, Université Montpellier, CNRS/IN2P3, CC 72, Place Eugène Bataillon, F-34095 Montpellier Cedex 5, France²⁷Institut für Astro- und Teilchenphysik, Leopold-Franzens-Universität Innsbruck, A-6020 Innsbruck, Austria²⁸Universität Hamburg, Institut für Experimentalphysik, Luruper Chaussee 149, D 22761 Hamburg, Germany

²⁹Landessternwarte, Universität Heidelberg, Königstuhl, D 69117 Heidelberg, Germany

³⁰Institute of Astronomy, Faculty of Physics, Astronomy and Informatics, Nicolaus Copernicus University, Grudziadzka 5, 87-100 Torun, Poland

³¹Department of Physics, Rikkyo University, 3-34-1 Nishi-Ikebukuro, Toshima-ku, Tokyo 171-8501, Japan

³²Nicolaus Copernicus Astronomical Center, Polish Academy of Sciences, ul. Bartycka 18, 00-716 Warsaw, Poland

³³Institut für Physik, Humboldt-Universität zu Berlin, Newtonstr. 15, D 12489 Berlin, Germany

³⁴Department of Physics, University of the Free State, PO Box 339, Bloemfontein 9300, South Africa

³⁵GRAPPA, Anton Pannekoek Institute for Astronomy, University of Amsterdam, Science Park 904, 1098 XH Amsterdam, The Netherlands

³⁶Yerevan Physics Institute, 2 Alikhanian Brothers St., 375036 Yerevan, Armenia