

Empirical Assessment of Aperiodic and Periodic Radio Bursts from Young Precessing MagnetarsJ. M. CORDES ¹, I. WASSERMAN,² SHAMI CHATTERJEE ¹ AND G. BATRA³¹*Cornell Center for Astrophysics and Planetary Science and Department of Astronomy, Cornell University, Ithaca, NY 14853, USA*²*Cornell Center for Astrophysics and Planetary Science, Department of Astronomy, Department of Physics, Cornell University, Ithaca, NY 14853, USA*³*Cornell Center for Astrophysics and Planetary Science and Department of Physics, Cornell University, Ithaca, NY 14853, USA***ABSTRACT**

We analyze the slow periodicities identified in burst sequences from FRB 121102 and FRB 180916.J0158+65 with periods of about 16 and 160 d, respectively, while also addressing the absence of any fast periodicity that might be associated with the spin of an underlying compact object. Both phenomena can be accounted for by a young, highly magnetized, precessing neutron star that emits beamed radiation with significant imposed phase jitter. Sporadic narrow-beam emission into an overall wide solid angle can account for the necessary phase jitter, but the slow periodicities with 25 to 55% duty cycles constrain beam traversals to be significantly smaller. Instead, phase jitter may result from variable emission altitudes that yield large retardation and aberration delays. A detailed arrival-time analysis for triaxial precession includes wobble of the radio beam and the likely larger, cyclical torque resulting from the changes in the spin-magnetic moment angle. These effects will confound identification of the fast periodicity in sparse data sets longer than about a quarter of a precession cycle unless fitted for and removed as with orbital fitting. Stochastic spin noise, likely to be much larger than in radio pulsars, may hinder detection of any fast-periodicity in data spans longer than a few days. These decoherence effects will dissipate as FRB sources age, so they may evolve into objects with properties similar to Galactic magnetars.

Keywords: stars: neutron — stars: magnetars — galaxies: ISM — Fast Radio Bursts: FRB 121102 — Fast Radio Bursts: FRB 180916 — radio continuum: galaxies — scattering

1. INTRODUCTION

Fast radio bursts (FRBs) are well established as an extragalactic phenomenon that now has also been seen in a Galactic source. Precise interferometric localizations of some of these bursts have allowed the identification of host galaxies and the measurement of their redshifts. The most distant FRB sources imply enormous radio burst energies, requiring not only a coherent emission process, but also an efficient one that causes radiation reaction on the emitting particles.

Some sources have repeated episodically while others have produced only a single detected burst, so far. The first and best studied repeating source (FRB 121102; hereafter R1, Spitler et al. 2016) is located in a dwarf, star-forming galaxy at a redshift $z = 0.193$ (Chatterjee et al. 2017; Tendulkar et al. 2017). It has shown highly intermittent bursts, occasionally appearing at a rate of tens per hour, but more typically showing only a few events in a daily observing session interleaved with long quiet periods (days to months) (Scholz et al. 2016; Law et al. 2017). Even on days when multiple bursts are seen with sub-second spacings, no fast periodicity has been identified (Chatterjee et al. 2017; Gajjar et al. 2018; Zhang et al. 2018; Li et al. 2021). Nor has the repeater FRB 180916.J0158+65 (hereafter R3; CHIME/FRB Collaboration et al. 2019) shown a fast periodicity (2 ms to \sim seconds) in burst sequences (e.g. Chawla et al. 2020). R3 has also been localized by Marcote et al. (2020) to a star-forming region in a massive spiral galaxy at a redshift $z = 0.034$. Very recently, a quasi-periodicity with a 0.22 ms period has been reported for a

short burst sequence from FRB 20191221A (The CHIME/FRB Collaboration et al. 2021). It remains to be seen whether the FRB will show any long-term periodicity.

For R1 and R3, however, long-term periodicities have been identified. R3 showed a slow periodicity in a train of 38 detected bursts (Chime/Frb Collaboration et al. 2020) in the form of a quasi-periodic ~ 5 -day window repeating every 16.4 days within which detected bursts occur, though there are windows in which no bursts are detected. The initial uncertainty about whether the apparent 16.4 day period was a multiple of the true period has been removed by additional observations (Marthi et al. 2020).

A similar slow periodicity subsequently was identified from R1 (Rajwade et al. 2020) with a period of 157 ± 7 days and a 56% duty cycle, corroborated by Cruces et al. (2020) who find a 161 ± 5 day period and a 54% duty cycle. A large sample of ~ 1600 bursts from R1 (Li et al. 2021) over a 60 d period is also consistent. For other FRB sources, insufficient numbers of bursts have been reported to assess whether such periodic detectability windows are a generic feature of repeating FRBs or not.

A wide variety of explanations for the slow periodicities has been offered. Their long periods are commensurate with those expected from orbital motion, such as a neutron star (NS) orbiting a companion star (Lyutikov et al. 2020; Ioka & Zhang 2020) or a binary that also includes an asteroid belt around the companion (Dai & Zhong 2020). However Beniamini et al. (2020) associate the slow periodicity with a very slowly spinning NS while others invoke spin precession, including geodetic precession (Yang & Zou 2020), forced precession (Sob’yanin 2020), and free precession (Zanazzi & Lai 2020; Levin et al. 2020).

In this paper we aim to explain both the absence of a fast periodicity in any of the repeating objects, especially in the large burst samples of R1, and the presence of the slow quasi-periodicities in bursts from R1 and R3. The common features of R1 and R3 suggest that the absence of a fast periodicity is the norm in these kinds of objects, perhaps indicating that burst emission does not directly involve the spin of an underlying object. This is the case in magnetar shock models (e.g., Beloborodov 2017; Metzger et al. 2017; Waxman 2017; Margalit et al. 2018; Margalit & Metzger 2018; Metzger et al. 2019), where bursts are produced from coherent emission in synchrotron masers far outside the magnetosphere of a neutron star. However, an alternative is that bursts originating from the magnetosphere may show arrival times where periodic emission is masked by other effects, as considered in this paper.

We assume the central engine produces radio bursts from the magnetosphere of a young magnetar as magnetic-driven, coherent radio emission. That possibility has become more plausible (Katz 2020) with the recent discovery of an extremely bright millisecond-duration radio burst from a Galactic magnetar, SGR 1935+2154 by the CHIME telescope at 600 MHz (Scholz & Chime/Frb Collaboration 2020; CHIME/FRB Collaboration et al. 2020) and STARE2 at 1.4 GHz (Bochenek et al. 2020). If the Galactic magnetar was instead at the extragalactic distance of R3, the detected burst at 1.4 GHz would be similar to some of the fainter R3 bursts, strongly suggesting that magnetars are associated with at least some subset of FRBs.

If the central engine for (at least some) FRBs is associated with a young magnetar, a dense nebula will prohibit burst propagation unless supernova ejecta have expanded sufficiently (Piro 2016) or if there are evacuated propagation channels produced by repeated flares from the magnetar or by nonlinear propagation of strong electromagnetic waves (e.g. Lu & Phinney 2020). The spin period at the time of radio ‘break out’ may be significantly longer than its period in the immediate aftermath of the supernova explosion and matter fallback. The underlying spin periods of FRB sources may then be of order seconds or longer, an important consideration in free-precession models where the figure of the star determines the ratio of the precession and spin periods.

A companion paper (Wasserman et al. 2021; henceforth Paper I) presents a detailed study of the requirements and the consequences of magnetic driven triaxiality of NS.

The paper is organized as follows. Section 2 discusses the basic picture of a highly magnetized NS with a complex surface field. Section 3 discusses the conditions needed to hide fast periodicities in burst sequences. Section 4 summarizes from Paper I the features of a precessing triaxial star needed for our discussion of slow and fast periodicities. Section 5 derives the beam precession modulation function for beamed radiation from a precessing NS. Section 6 presents the cyclical arrival time variations expected from the combination of a precessing beam and the variable torque acting on the NS. Section 7 considers the detectability of spin periodicities for precessing NS under representative conditions. Section 8 gives the summary and conclusions. Appendix A details our extrapolation of stochastic spin noise from pulsars to young magnetars.

2. SPIN STATE OF A MAGNETICALLY ACTIVE NEUTRON STAR

A highly magnetized object with rapid spin will most likely show large variations in spin rate and direction as the figure of the star changes. Multiple bursts spread broadly in pulse phase may result from multiple radio beams tied to a highly non-dipolar

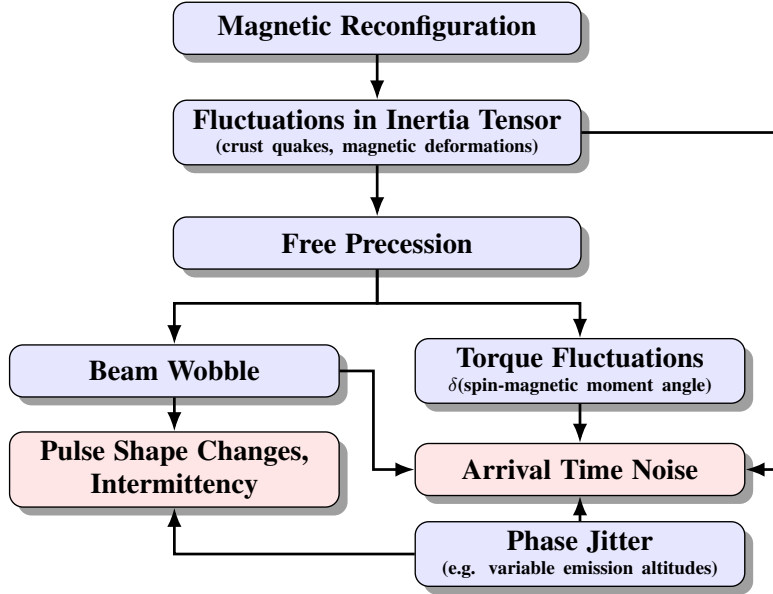


Figure 1. Diagram showing the effects from stochastic reconfiguration of a magnetar’s magnetic field. [Adaptation of Cordes (1993, Figure 4)]

surface magnetic field. A dynamic magnetic field topology will also cause changes in the directions and possibly the number of these beams as the changing figure of the star induces precession and torque variations.

Figure 1 diagrams the consequences of stochastic changes in magnetic field for variations in the spin rate and direction and the resulting changes in pulse shape and departures of arrival times from strict periodicity. This picture raises additional questions: Does an FRB source evolve from aperiodic to periodic emission? In particular, do FRB sources evolve into Galactic type magnetars that episodically show periodic radio emission? If so, what features of the emission, if any, are in common throughout the magnetar’s lifetime?

We consider a young magnetar with a large, highly dynamic magnetic field and star figure. To avoid over-rapid spindown to uninteresting periods, i.e. those for which crust quakes and flares are infrequent, we assume the surface field is dominated by multipolar components well in excess of the dipolar field.

Isolated neutron stars spin down according to a torque law similar to that of magnetic dipole radiation. For a characteristic spindown time $\tau_s = \nu/(n-1)\dot{\nu}$, where $n \sim 2$ to 3 is the braking index, the spin frequency decreases as $\nu(t) = \nu_0(1 + t/\tau_{s0})^{-1/(n-1)}$ where τ_{s0} is the initial spindown time at $t = 0$. Typical (‘canonical’) radio pulsars with 10^{12} G dipole fields (expressed at the NS surface with radius R) and $P_{\text{spin}} \sim 1$ s periods have current spindown times $\tau_s \sim 10$ Myr, while the youngest Galactic pulsars are \sim kyr in age. FRB sources may be significantly younger than this.

Figure 2 shows spindown curves for five cases with different birth spin frequencies and surface values of the dipolar field. The figure demonstrates the much more rapid spindown of magnetars compared with either canonical pulsars and millisecond pulsars. Magnetar models suggest $t \lesssim 100$ yr for the source of FRB 121102 (e.g. Beloborodov 2017), which is known to have been intermittently active since late 2012 (Spitler et al. 2014). This age range is indicated in the figure as the shaded rectangle. The spindown curves show that the spin frequency has remained constant for the age range of FRB 121102 if the dipolar field is $\lesssim 10^{15}$ G and for birth spin rates $\nu_0 \lesssim 0.1$ Hz. However for large fields a rapid birth spin rate of 10 Hz declines to ~ 1 Hz for $B_d = 10^{15}$ G and to 10^{-2} Hz for 10^{17} G.

Spindown therefore cannot yield a NS with both a large *dipolar* magnetic field $\gtrsim 10^{15}$ G and a spin rate faster than ~ 1 Hz in the age range for FRB 121102. However it is possible to have a *total* surface field strength well in excess of 10^{15} G if the dipolar component makes a minority contribution at $r = R$ while also having higher-order multipoles contributing negligibly to the torque that is applied at the light cylinder radius, $r_{\text{LC}} = c/2\pi\nu$.

For example, the quadrupolar component could be as large as 10^{17} G for a dipolar surface field of 10^{15} G and higher-order multipoles even larger and still contribute negligibly ($< 1\%$) to the torque. The surface field strengths we consider in this paper

are well below this maximal value, so it is possible for internal and surface fields to dramatically affect the figure of the NS while not causing too rapid spindown.

3. DECOHERENCE OF SPIN-RELATED PERIODICITIES IN BURST SEQUENCES

Overall, we seek a model that accounts for the absence of a fast periodicity in burst sequences but allows a slow periodicity to be manifested. A slow, coherent periodicity like those observed requires the figure of the star to remain constant and the instantaneous spin vector to be misaligned from the principal moment of inertia. However, stochastic changes in the star's figure will make the precession less than perfectly coherent. We will first look at the requirements for masking a rapid spin period in a sequence of bursts obtained over a few hours, a time scale for which long term precession can be ignored.

The detectability of periodicities is tied to the nature of the bursts themselves: do they result from the rotational sweep of a narrow beam across the line of sight or are they infrequent temporal flashes with millisecond durations seen when the (potentially wide) beam is directed toward an observer? If observed burst durations measure the time for a spinning and precessing beam to cross the line of sight, the beam luminosity can persist for a longer time but no longer than about one spin period; otherwise a fast periodicity could be established from the multiple sequential bursts that would occur. Very fast precession of a very narrow beam could alter this conclusion, but in this paper we largely consider long precession periods corresponding to the weeks to months of the quasi-periods discussed in the introduction. We therefore incorporate the fact that the beam luminosity must vary on time scales less than and perhaps much less than the spin period. This is the same picture as for pulsars that show strong pulse to pulse variability, including giant pulses from the Crab pulsar (Lundgren et al. 1995).

The intensity for a train of N_b bursts is

$$I(\phi) = \sum_{j=1}^{N_b} a_j A(\phi - \phi_j), \quad (1)$$

where bursts with identical shapes $A(\phi)$ and widths W_A have phases

$$\phi_j \equiv \phi(t_j) = \phi_m(t_j) + \phi_J(t_j) + \phi_{SN}(t_j) + \phi_N(t_j), \quad (2)$$

where the deterministic and modellable ϕ_m includes spindown, orbital, and precession terms,

$$\phi_m(t) = \phi_{\text{spin}}(t) + \phi_{\text{orb}}(t) + \phi_p(t). \quad (3)$$

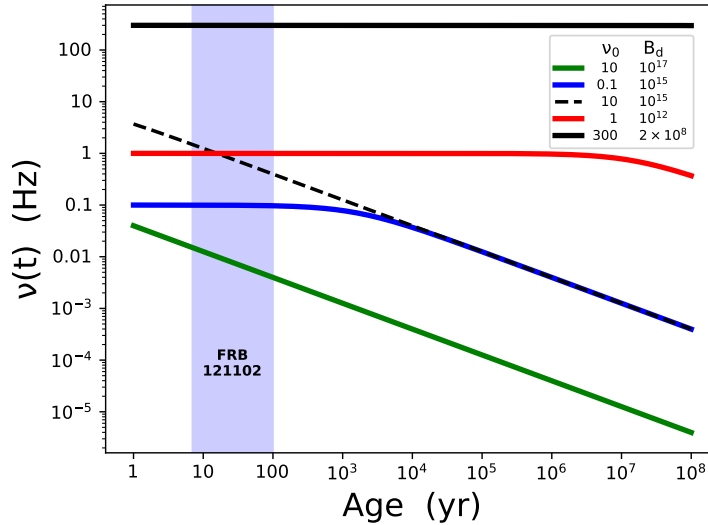


Figure 2. Spin frequency vs age for different surface dipolar field strengths B_d (Gauss) and initial spin frequencies ν_0 (Hz). The curves evaluate the expression in the text for a braking index $n = 3$. The shaded band indicates plausible constraints on the apparent age of the FRB 121101 source ($\gtrsim 7$ to ~ 100 yr).

Since orbit determination with pulsar timing is a well-solved problem, we exclude it from our remaining discussion. However, we do note that FRBs might in fact involve orbital motion that contributes to the complexity of burst sequences, especially if in conjunction with precession. The last three terms in Eq. 2 correspond to stochastic spin noise, phase jitter, and measurement noise. Spin noise has nonstationary statistics, like those of a random walk, and is generated (e.g.) by stochastic changes in moment of inertia or in the magnetic torque. By contrast, phase jitter is a random process with stationary statistics that represents variable emission phases relative to a fixed phase tied to the spinning star (or its magnetosphere).

The paucity of bursts from FRB 121102 even on days when it is active (Spitler et al. 2016; Scholz et al. 2016; Law et al. 2017; Gajjar et al. 2018; Zhang et al. 2018; Hessels et al. 2019; Rajwade et al. 2020; Caleb et al. 2020; Li et al. 2021) suggests that most are too weak to detect or they have zero amplitudes (nulls), so we include a null fraction $f_{\text{null}} = 1 - f_b$ where f_b is the burst fraction. To keep our analysis simple, we employ the burst fraction f_b as a proxy for a detection threshold defined by a signal-to-noise ratio. Then, in N_b spin periods the mean number of detected bursts is simply $f_b N_b$.

3.1. Dephasing of Burst Periodicities in Short Data Spans (hours)

Highly episodic burst sequences from FRB 121102 have occasionally yielded tens to hundreds of bursts over a few hours (Zhang et al. 2018; Hessels et al. 2019; Li et al. 2021), including bursts separated by just a few seconds, and yet no fast periodicity has been identified. Previous efforts to detect fast periodicities have not been successful, leading to characterization of burst occurrences with modified Poisson processes, such as the Weibull process (e.g. Oppermann et al. 2018; Cruces et al. 2020). We show that the lack of evidence for a periodicity does not necessarily support the conclusion that there is no underlying periodicity. Ignoring precession and other long term effects, including spindown, over these short data spans, we analyze the conditions required to dephase periodic burst emission.

We assume that burst phases $\phi_j = j + \phi_J$ are integers augmented by phase jitter ϕ_J that is uncorrelated between bursts but has identical rms $\sigma_\phi = \langle \phi_J^2 \rangle^{1/2}$ for all bursts. We also adopt the same mean and variance for all burst amplitudes, $\langle a_j \rangle = \langle a \rangle$ and $\langle a_j a_{j'} \rangle = (1 + m_a^2) \langle a \rangle^2 \delta_{jj'}$, where $\delta_{jj'}$ is the Kronecker delta, m_a is the modulation index (rms amplitude divided by the mean), and angular brackets denote ensemble average.

3.1.1. Power Spectrum of Intensity Time Series

First we consider spectral analysis of an intensity time series $I(\phi)$. Using a Fourier kernel $e^{-2\pi i f \phi}$ with f in cycles per unit spin phase, the ensemble average spectrum is

$$S(f) = \langle |\tilde{I}(f)|^2 \rangle = N_b f_b \langle a_b \rangle^2 |\tilde{A}(f)|^2 \left[1 + m_b^2 + f_b \eta_J^2(f) (N_b - 1) \sum_{\ell=0}^{\infty} \Delta_b(f - \ell) \right]. \quad (4)$$

It includes a continuum component and spectral lines, all shaped by the square of the Fourier transform of the burst shape $|\tilde{A}(f)|^2$, which extends up to frequencies $\lesssim 1/W_A$. Eq 4 is based on continuous variables, ϕ and f ; sampled data may show high order harmonics that are aliased to lower frequencies. Spectral lines centered on integer frequencies $f = \ell$ have shapes $\Delta_b(f) = [\sin(\pi N_b f) / N_b \sin(\pi f)]^2$, defined with $\Delta_b(0) = 1$ and width $\Delta f \simeq N_b^{-1} \ll 1$ for large N_b .

The number of spectral lines comparable in amplitude to the largest at $f = 1$ is $\sim 1/W_A$ if there is no phase jitter, but spectral line amplitudes are reduced by a ‘jitter’ form factor $\eta_J(f) \leq 1$,

$$\eta_J(f) = \left| \left\langle e^{-2\pi i f \phi_J} \right\rangle \right| = e^{-2(\pi f \sigma_J)^2}, \quad (5)$$

where the second equality is for phase jitter having a unimodal, zero-mean, Gaussian PDF, $\mathcal{N}(0, \sigma_J^2)$.

While realistic cases invariably involve additive radiometer noise and radio frequency interference, detection of spectral lines is hindered even without these complications. They must have significant amplitudes relative to fluctuations in the continuum part of the spectrum, which are exponentially distributed if $N_b \gg 1$ bursts contribute. For large N_b , the line to continuum ratio is

$$R_\ell \simeq \frac{N_b f_b \eta_J^2(\ell)}{1 + m_b^2} \quad (6)$$

A time series spanning a few hours with millisecond sampling requires statistical tests on $\sim 10^7$ spectral amplitudes. Having no more than one false alarm requires a threshold $R_{\text{min}} = \ln 10^7 \sim 16$. For a modulation index $m_b \sim 1$ and no jitter ($\eta_J = 1$),

a ratio $R_\ell \gtrsim 16$ requires $N_b f_b \gtrsim 32$ bursts with non-zero amplitudes for spectral lines to be discernible from the continuum. Phase jitter increases the requirement to $N_b f_b \gtrsim e^{(2\pi\ell\sigma_J)^2} \ln R_{\min}$. The fundamental ($\ell = 1$) spectral line disappears rapidly as σ_ϕ increases for fixed N_b . Detection requires about 50 bursts for an rms of 0.1 cycle while a much larger 10^3 bursts are needed if the rms is 0.3 cycle. Higher harmonics ($\ell \geq 2$) require many more bursts to be detectable.

The origin of jitter may be similar, but more extreme, than is seen from pulsars where the emission beam integrated over many bursts is wide but instantaneously is luminous in only a fraction of its overall solid angle. Multiple beams are another possibility. However, very wide beams will lower the influence of beam wobble from precession because they will be visible for a greater fraction of the time. Also the precession modulation would be inconsistent with the 25 to 50% duty cycle windows in which bursts are seen. An alternative explanation is to associate phase jitter with retardation and rotational aberration that varies between bursts. These effects can produce phase variations $\lesssim 1/\pi$ that are sufficient to hide spectral lines in the spectrum.

3.1.2. Distribution of Wait Times Between Bursts

The wait time or wait phase $\Delta\phi$ between contiguous *detected* bursts is another diagnostic for the periodicity or characteristic spacing of bursts. For strictly periodic bursts that are all detectable, the PDF of phase separations $\Delta\phi$ is a delta function, $f_{\Delta\phi}(\Delta\phi) = \delta(\Delta\phi - 1)$. When some bursts are too weak to be detected or have null amplitudes but are still strictly periodic, $f_{\Delta\phi}$ contains additional delta functions at integer phase separations ℓ whose amplitudes depend on the probability of having gaps of various lengths. For the simple case where the amplitude in each spin period is either a null or a detectable burst, the PDF is $f_{\Delta\phi}(\Delta\phi) = (1 - f_{\text{null}}) \sum_{\ell=1}^{\infty} f_{\text{null}}^{\ell-1} \delta(\Delta\phi - \ell)$, which follows from modeling transitions between bursts and nulls as a Markov process (e.g. Cordes 2013). For $f_{\text{null}} \rightarrow 1$, the PDF is spread over a wide range of ℓ extending to a multiple of $\sim 1/(1 - f_{\text{null}})$. These delta functions are blurred by convolution with the PDF for phase jitter, $f_J(\Delta\phi)$, which becomes significant for $\sigma_J \gtrsim 0.3$ cycles, causing the periodicity to be masked in the wait-phase distribution.

Figure 3 shows distributions of wait phases vs. σ_J (left panel) and vs. f_{null} (right panel) that illustrate how the periodicity is erased in the distribution for $\sigma_J \gtrsim 0.3$ cycles and how the peak of the broad distribution shifts to larger wait phases as f_{null} increases.

The wait-time distribution from the large FAST sample comprising ~ 1600 bursts (Li et al. 2021, Figure 3) shows no evidence for periodicity even on individual days where the burst rate exceeds 100 h^{-1} . It does show a secondary feature that peaks at a time separation $\sim 3 \text{ ms}$ that is due to substructure in some of the secondary bursts. The primary feature shifts to larger time separations when the detection threshold is raised, as expected for randomly spaced bursts.

The absence of an obvious periodicity in bursts from any of the repeating FRBs therefore does not imply the absence of an underlying physical periodicity in the source. However, the maximum of the wait-time distribution can be used to put an upper bound on the spin period of the source. If the periodicity is hidden primarily by phase jitter, the upper bound is only about ten times the period while nulling may yield a significantly larger upper bound, e.g. ten to 100 times the period.

3.2. Periodicity Detection in Long Burst Sequences

Burst sequences over periods of days to years require phase modeling to remove what are likely to be large contributions from the spindown torque and from the systematic orbital and precession terms in Eq. 2 and 3. If the modeled phase ϕ_m is accurate, evaluation at the measured arrival times gives zero residuals in the absence of stochastic contributions from ϕ_{SN}, ϕ_J and ϕ_N . However, the fractional part of $\phi_m(t_j)$ is generally nonzero due to these and any other unmodeled terms, giving residuals $\delta\phi(t; \theta) = \phi_m(t; \theta) - \text{int}\{\phi_m(t; \theta)\} - 1/2$ that are constrained to the interval $[-1/2, 1/2]$. Letting θ represent all model parameters for ϕ_m , we define a detection statistic as a sum of phase factors dependent on θ (with weights that sum to unity),

$$D(\theta) = \sum_{j=0}^{N_b} w_j e^{2\pi i \delta\phi(t_j; \theta)}. \quad (7)$$

A perfect phase model yields $D(\theta) = 1$ in the absence of the stochastic terms but when they are present,

$$D(\theta)_{\text{max}} = \eta_{\text{total}} = \langle e^{2\pi i \delta(\phi_{\text{SN}} + \phi_J + \phi_N)} \rangle. \quad (8)$$

If the stochastic terms have large combined variance, $\text{Var}[\phi(t_j)] \gg 1$, the resulting uniformly distributed residuals in $[-1/2, 1/2]$, yield a mean $\langle D \rangle = 0$ and rms $\sigma_D \simeq \mathcal{N}_D^{-1/2}$. The magnitude $|D|$ is biased by a positive mean value $\sim \sigma_D$ and has a Rayleigh PDF while $|D|^2$ is distributed as a one-sided exponential PDF.

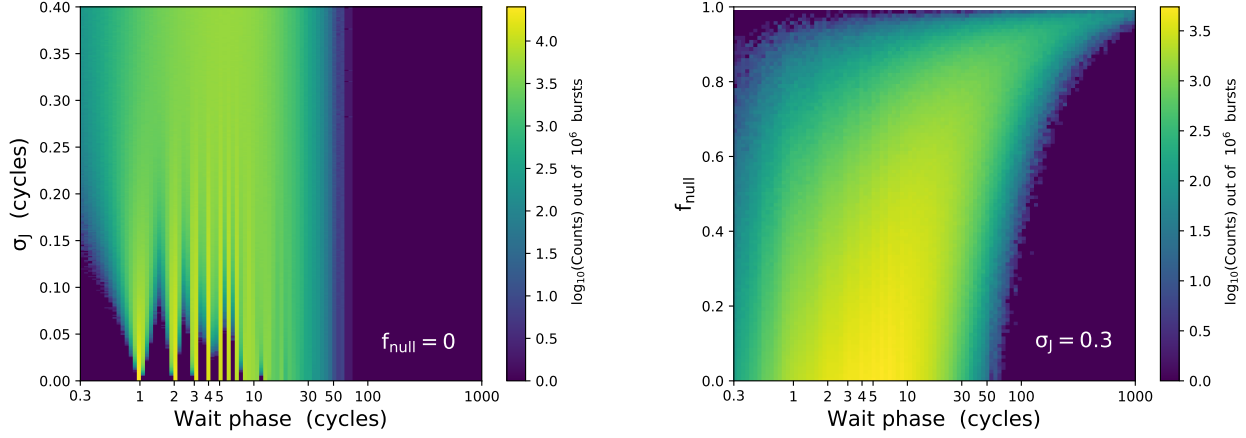


Figure 3. Histograms of the phase difference between adjacent bursts that exceed a detection threshold. They result from simulations of 10^6 bursts with a skewed log-normal amplitude distribution and a detection threshold equal to the mean amplitude. Left: histograms vs. the RMS phase deviation from perfect periodicity σ_J where there are no null pulses. Right: histograms vs. nulling fraction for a fixed RMS phase jitter, $\sigma_J = 0.3$ cycles. Preferred spacings at integer numbers of cycles are seen for small phase jitter but these vanish for $\sigma_J \gtrsim 0.3$ cycles. For larger nulling fractions, the histograms shift progressively further to a larger mean value of the waiting phase.

Periodicity detection requires all three of the stochastic phases to have small variances $\ll 1 \text{ cycle}^2$ individually as well as for their sum. Then we can factor η_{total} into the product of individual form factors, giving a maximum

$$D(\theta)_{\text{max}} = \eta_J \eta_N \eta_{\text{SN}}(T). \quad (9)$$

To illustrate, consider a perfect model and phase jitter alone, which gives $\langle D \rangle = \eta_J$. We use the same jitter form factor as before in Eq. 5 (but with $f = 1$). Requiring $\langle D \rangle \gg \sigma_D$ and using the burst fraction f_b defined earlier, a data set needs to span $N = T/P_{\text{spin}}$ spin periods and satisfy $N f_b \gg \eta_J^{-2}$, essentially the same constraint as from the power spectrum.

The measurement noise form factor for Gaussian statistics is similarly $\eta_N = \langle e^{2\pi i \phi_N} \rangle = e^{-2(\pi \sigma_{\phi_N})^2}$. The form factor for correlated spin noise involves the phase structure function, $D_{\phi_{\text{SN}}}(t_i, t_j) = \langle [\phi_{\text{SN}}(t_i) - \phi_{\text{SN}}(t_j)]^2 \rangle$. Generally ϕ_{SN} has nonstationary statistics and $D_{\phi_{\text{SN}}}$ depends separately on t_i and t_j . Factoring out the arrival time of the first burst and assuming ϕ_{SN} also is a Gaussian random process, the form factor is

$$\eta_{\text{SN}} = N_b^{-1} \sum_{j=0}^{N_b-1} \left\langle e^{2\pi i [\phi_{\text{SN}}(t_j) - \phi_{\text{SN}}(t_0)]} \right\rangle \longrightarrow T^{-1} \int_0^T d\tau e^{-2\pi^2 D_{\phi_{\text{SN}}}(\tau)}, \quad (10)$$

where the last expression applies in the continuous limit over a data span of length $T = t_{N_b} - t_0$. As we show next, the spin noise variance and structure function grow as power laws in T . For young magnetars and data spans of days or more, the integrand in Eq. 10 could be small for most of the interval $[0, T]$, yielding $\eta_{\text{SN}} \ll 1$.

3.3. Spin Rate Variations

Spin noise in pulsars typically appears as a ‘red’ stochastic process having a steep spectrum $\propto f^{-x}$ with $x \simeq 4$ to 6 and in some cases is due to resolved step functions in ν or $\dot{\nu}$. They may result from a combination of effects internal to the NS and in its magnetosphere. Glitches are much larger events that may occur very frequently in young magnetars. Without belaboring the underlying physics here, we simply extrapolate spin noise to young, high-field objects using the scaling law for spin noise from pulsars as a means for assessing its possible role in periodicity detection.

In Appendix A, we recast the pulsar scaling law by relating $\dot{\nu}$ to ν using $|\dot{\nu}_{-15}| \simeq 10^6 \text{ Hz s}^{-1} B_{\text{d}15}^2 \nu^3$ for magnetic dipole radiation with a fiducial dipole magnetic field strength $B_{\text{d}} = B_{\text{d}15} 10^{15} \text{ G}$. For a data span length T in years,

$$\sigma_t \simeq 1326_{-519}^{+870} \text{ s} \times \nu^2 B_{\text{d}15}^{2.3} T^{1.7}. \quad (11)$$

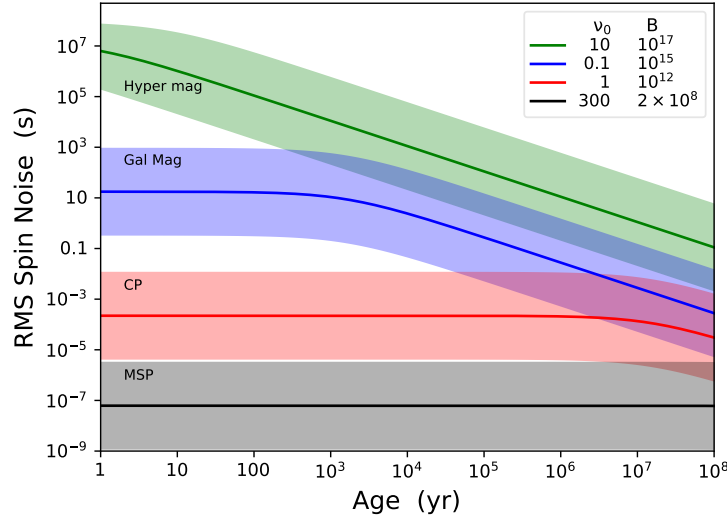


Figure 4. RMS spin noise vs. elapsed time since birth with an initial spin rate ν_0 (indicated in the legend). The colored bands correspond to four classes of neutron stars and show the predicted RMS using the scaling law in Eq. 11, including uncertainties in the parameters. The vertical range of the bands is dominated by the strong T dependence because values $T = 0.1$ yr and 10 yr on the lower and upper boundaries, respectively, have been used to show the nonstationarity of the spin noise. The four classes of neutron star include, in order of increasing surface magnetic field (also in the legend), millisecond pulsars (MSPs), canonical pulsars (CPs), Galactic magnetars, and ‘hyper’ magnetars with very large fields. Initial spin rates ν_0 are shown for the four classes. For the first three classes, the specified magnetic field is the surface field, which we assume is dipolar in form. For the hyper-magnetar, the surface dipole field is 10% of the total field of 10^{17} G.

Figure 4 shows σ_t vs. age for different classes of NS, from MSPs to ‘hyper magnetars’ with very strong fields. The bottom and top of each colored band corresponds to data spans of length 0.1 and 10 yr respectively. The two top cases for 10^{15} and 10^{17} G surface fields have very large RMS values that will mask the spin periodicity on yearlike time scales. In Paper I, our assessment of NS fields and spin dynamics suggests that surface field strengths are more likely to be closer to 10^{15} G than to larger fields.

For a year long data span (corresponding to the middle line plotted in each colored band in Figure 4), the rms spin noise is clearly much larger than one cycle of phase for a one second period, so compensation for smooth spin down in the analysis of a long FRB time series is insufficient to identify a coherent periodicity if the number of bursts is sparse and they are widely spaced. The data span length that corresponds to one cycle of phase variation ($\nu\sigma_t = 1$) is typically a few days for nominal parameters,

$$T_1 \simeq 5.3^{+1.8}_{-1.4} \text{ d} \times \nu^{-1.76} B_{\text{d15}}^{-1.35}. \quad (12)$$

Bursts separated by more than T_1 will not allow identification of a fast periodicity using any of the methods discussed above because the form factor for spin noise would be very small $\eta_{\text{SN}} \ll 1$. Conversely, short data spans with $T \ll T_1$ with multiple bursts should allow detection of any periodicity.

3.4. Unmodeled Systematic Variations

Deterministic contributions to the phase model from precession (or orbital motion) will also inhibit detection of a fast periodicity if sparse burst time series cover multiple precession or orbital periods. Precession presents a greater challenge, in general, than orbital motion. It perturbs arrival times in two ways: through wobble of the emission beam(s) relative to a non-precessing object and by inducing a cyclical torque resulting from the dependence of the torque on the spin-magnetic moment angle. (Jones 1988; Blaskiewicz 1991; Cordes 1993). The beam wobble contribution ultimately depends on the shape of the emission beam and how it moves across the observer’s direction. In the special case of low-amplitude precession with a simple, Gaussian-like emission beam, the precession perturbation may be nearly sinusoidal and mimic orbital motion (e.g. Nelson et al. 1990). However, triaxial precession combined with a complex beam shape will depart from a simple fitting function to arrival times.

For young magnetars, we expect the phase contribution from the cyclic torque $\delta\phi_{\text{cyc-torque}}$ to dominate beam wobble $\delta\phi_{\text{wobble}}$. For small-amplitude precession $\delta\phi_{\text{wobble}} \sim \theta_p/2\pi \ll 1$ cycle where θ_p is the amplitude of the change in the spin-magnetic-

moment angle. A simple scaling law gives $\delta\phi_{\text{cyc-torque}} \sim \dot{\nu}\theta_p(P_p/2\pi)^2$. For a precession period $P_p = 10^6 P_{p,6}$ s and a characteristic spindown time $t_{100} = \nu/(2\dot{\nu} \times 100 \text{ yr})$, this gives $\delta\phi_{\text{cyc-torque}} \sim 4 \text{ cycles} \times \theta_p P_{p,6}^2 / P_{\text{spin}} t_{100}$. If uncorrected, $\delta\phi_{\text{cyc-torque}}$ will mask the fast periodicity in sparse burst sequences that span one or more precession periods. In principle, precession can be fitted and removed to enable identification of fast periodicities, but the precession parameter space is potentially very large, as discussed in the next section. Imperfect removal can yield residuals $\delta\phi(t)$ that are easily large enough to mask the spin periodicity through a form function $|\langle e^{i\delta\phi(t)} \rangle| \ll 1$.

4. TRIAXIAL PRECESSION

Paper I gives a detailed description of the precession of a triaxial star and its consequences. Here we define those quantities needed in our analysis of the observational manifestations of precession.

The triaxiality of the star is a consequence of magnetic distortion quantified by ϵ_{mag} , which determines departures of the principal components of the moment of inertia tensor, I_i , $i = 1, 2, 3$ from unity. The measure of triaxiality used is $e^2 \equiv I_3(I_2 - I_1)/I_1(I_3 - I_2)$, which is zero for an oblate, axisymmetric star. For unit vectors \hat{e}_i along the principal axes, the angular momentum is directed along the unit vector $\hat{\ell} = \hat{\ell}_i \hat{e}_i$ (summation convention implied) with components

$$\hat{\ell}_1 = \Lambda \text{cn}(\Phi), \quad \hat{\ell}_2 = \Lambda \sqrt{1 + e^2} \text{sn}(\Phi), \quad \hat{\ell}_3 = \sqrt{1 - \Lambda^2} \text{dn}(\Phi) \quad (13)$$

where $\text{cn}(\Phi)$, $\text{sn}(\Phi)$ and $\text{dn}(\Phi)$ are Jacobian elliptic functions (e.g. Abramowitz & Stegun 1972). The precession phase Φ is related to spin phase by

$$\frac{d\Phi}{d\phi} = \frac{2\epsilon_{\text{mag}} \sqrt{(1 - \Lambda^2)(1 + e^2)}}{2 + e^2}. \quad (14)$$

A full precession cycle is $\Phi_{\text{cyc}} = 4F(\pi/2|q)$, where $F(\pi/2|q)$ is the complete elliptic function of the second kind and $q = e\Lambda/\sqrt{1 - \Lambda^2}$. For $e^2 > 0$, the phase for one precession cycle is $\Phi_{\text{cyc}} > 2\pi$. For an oblate star, the expressions simplify with $\text{cn} \rightarrow \cos$, $\text{sn} \rightarrow \sin$, and $\text{dn} \rightarrow 1$ and one precession cycle is a phase variation $\Phi_{\text{cyc}} = 2\pi$.

5. THE BEAM PRECESSION MODULATION FUNCTION

To investigate the effects of precession, we define the observer's direction in the inertial frame relative to the source as

$$\hat{n} = \cos i \hat{\ell} + \sin i \hat{e}_x, \quad (15)$$

in a right-handed coordinate system \hat{e}_x , \hat{e}_y and $\hat{e}_z = \hat{\ell}$. The emission beam is fixed in the body frame with a maximum in the direction

$$\hat{b} = b_1 \hat{e}_1 + b_2 \hat{e}_2 + b_3 \hat{e}_3 = \sin \theta_b (\cos \varphi_b \hat{e}_1 + \sin \varphi_b \hat{e}_2) + \cos \theta_b \hat{e}_3. \quad (16)$$

For radio pulsars, the beam is tied to the dipole axis $\hat{\mu}$, either nearly parallel to it for 'polar cap' emission or skewed for high altitude 'outer gap' emission. Rotational aberration of course plays a role in the actual beam direction.

Bursts may involve sweep of the beam across the line of sight or they may be temporal phenomena with a greater probability of detection when the beam points near \hat{n} , as discussed earlier. We assume the beam is circularly symmetric around \hat{b} so the observed intensity (or burst probability) is a function of $\hat{b} \cdot \hat{n}$. In particular, we use a Gaussian beam with 1/e half width $\theta_e = \theta_{\text{FWHM}}/2\sqrt{\ln 2}$,

$$\mathcal{B}(\hat{b} \cdot \hat{n}) = e^{-2(1 - \hat{b} \cdot \hat{n})/\theta_e^2}, \quad (17)$$

where the dot product is given by

$$\begin{aligned} \hat{b} \cdot \hat{n} = & \cos i [\sin \theta_b (\hat{\ell}_1 \cos \varphi_b + \hat{\ell}_2 \sin \varphi_b) + \hat{\ell}_3 \cos \theta_b] \\ & + \sin i \left[\cos \gamma \left(\sqrt{\hat{\ell}_1^2 + \hat{\ell}_2^2} \cos \theta_b - \frac{\hat{\ell}_3 \sin \theta_b (\hat{\ell}_1 \cos \varphi_b + \hat{\ell}_2 \sin \varphi_b)}{\sqrt{\hat{\ell}_1^2 + \hat{\ell}_2^2}} \right) + \frac{\sin \gamma \sin \theta_b (\hat{\ell}_2 \cos \varphi_b - \hat{\ell}_1 \sin \varphi_b)}{\sqrt{\hat{\ell}_1^2 + \hat{\ell}_2^2}} \right] \end{aligned} \quad (18)$$

after using an Euler angle rotation (Paper I),

$$\frac{d\gamma}{d\phi} = -1 - K_{e\Lambda} \frac{d\Phi}{d\phi} \frac{1}{[1 + e^2 \text{sn}^2(\Phi)]} \quad (19)$$

with $K_{e\Lambda} \equiv \sqrt{(1 + e^2)/(1 - \Lambda^2)}$ for the case with $\Lambda\sqrt{1 + e^2} < 1$ presented in Paper I, which we use for purpose of illustration. The Euler angle γ is obtained by integrating Eq. 19 and setting the constant of integration to zero,

$$\gamma = -\phi \left[1 + K_{e\Lambda} \frac{d\Phi}{d\phi} G(\Phi, e^2) \right], \quad (20)$$

which is then constrained to be in $[0, 2\pi]$. The second term in square brackets is much smaller than unity because $d\Phi/d\phi \sim \epsilon_{\text{mag}} \ll 1$ while $K_{e\Lambda} \sim \mathcal{O}(1)$ and the dimensionless factor $G \leq 1$, where

$$G(\Phi, e^2) = \frac{1}{\Phi} \int_0^\Phi \frac{d\Phi'}{1 + e^2 \text{sn}^2(\Phi')}. \quad (21)$$

As the star rotates and precesses, $\hat{\mathbf{b}} \cdot \hat{\mathbf{n}}$ maximizes at a spin phase that varies slowly as a function of Φ . Irrespective of the beam model, the value of $1 - \hat{\mathbf{b}} \cdot \hat{\mathbf{n}}$ is a measure of the detectability of the beam for any particular pulse period: smaller values are more favorable for detection.

We define the *beam precession modulation function* (BPMF) as the amplitude of the beam function when it makes its closest approach to $\hat{\mathbf{n}}$ at a given precession phase. It therefore represents the window in precession phase Φ in which bursts amplitudes are maximized, on average. It is determined by the precession geometry in concert with the beam shape of the emission,

$$\mathcal{B}_{\text{MF}}(\Phi) = \mathcal{B}((\hat{\mathbf{b}} \cdot \hat{\mathbf{n}})_{\text{max}}). \quad (22)$$

Modulation functions are shown for three precession cases in Figure 5. On the left are line plots of the BPMF for different beam widths at a fixed observer's inclination while the right-hand panels show variations with inclination as well as with beam width. The top row is for an axisymmetric, oblate star ($e^2 = 0$). The BPMF is double peaked for most inclinations with separations between peaks that depend on inclination. The middle and bottom rows are for triaxial precession with $e^2 = 10$. The beam direction is in the $\hat{\mathbf{e}}_1 - \hat{\mathbf{e}}_3$ plane (i.e. $\phi_b = 0$) for the middle row and skewed in the bottom row with $\phi_b = 30$ deg. Salient features include:

1. Larger beam widths, not surprisingly, yield BPMFs that are large for a greater fraction of the precession cycle.
2. The BPMFs are bimodal or trimodal in most cases. The spacing of the modes is generally non-uniform and depends on the inclination.
3. For $\phi_b = 0$ the BPMF is symmetric about $\Phi/\Phi_{\text{cyc}} = 1/2$ but the symmetry is broken for $\phi_b \neq 0$.

The multiple modes of the BPMFs need to be considered in any precession interpretation of the slow periodicities seen from FRB 121102 and FRB 180916.J0158+65. Current observational constraints indicate that bursts occur quasi-periodically in windows with duty cycles ~ 25 to 55% . From the BPMFs shown in the figures, it is clear that only a subset of geometries and triaxialities will match the observations, but with considerable leeway on parameters owing to the paucity of bursts. In particular, the available data are not informative of the burst rate *within* the precession window and do not disallow closely-spaced double peaks in the BPMF. In addition, for some of the cases shown in the figures, the observed spacings of ~ 16 and 160 d could be submultiples of the true precession periods. What is more certain, however, is that the beam width cannot be larger than about 20 deg in order to match the observed duty cycles of the slow periodicities.

6. BURST TIMING VARIATIONS FROM PRECESSION

In this section we consider arrival time perturbations that arise from precession. We ignore spin noise and though we include a spindown torque, we do so only by considering how the torque varies over a precession cycle. The steady spindown from the torque is ignored here but it is highly likely that it requires consideration in searching for a fast periodicity in burst sequences over a few precession cycles. In addition to the cyclical variation in torque, we also analyze wobble of the emission beam.

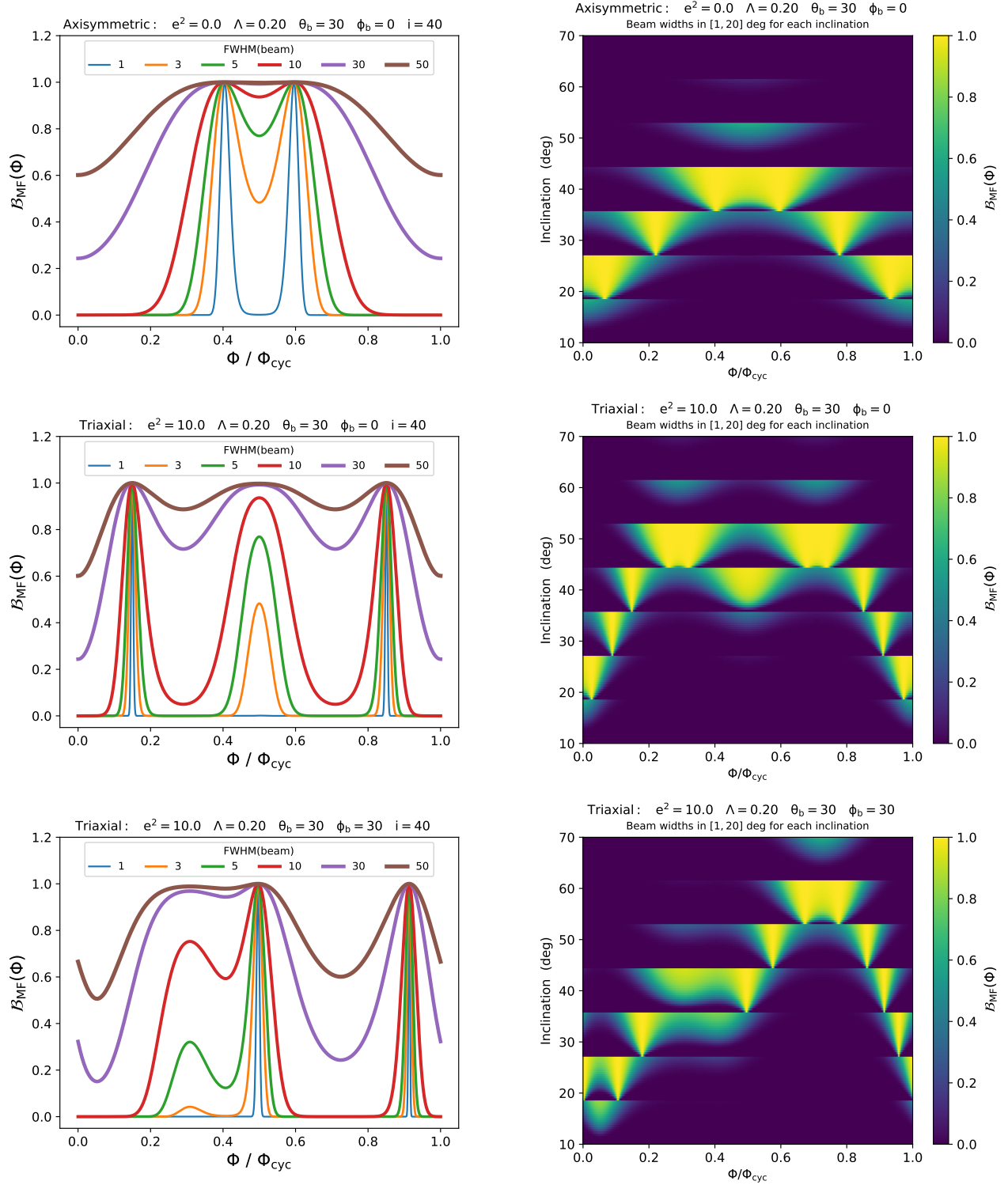


Figure 5. The beam precession modulation function (BPMF) for different geometries. The left panel in each row shows line curves for different widths of Gaussian beams for a beam orientation $\theta_b = 30$ deg. The right panel shows the BPMF amplitudes (color bar) for seven different inclinations and for beamwidths from 1 to 20 deg for each inclination angle. Top: axisymmetric, oblate precession with $e^2 = 0$ and $\phi_b = 0$. Middle: triaxial precession with $e^2 = 10$ and $\phi_b = 0$. Bottom: triaxial precession with $e^2 = 10$ and $\phi_b = 30$ deg.

6.1. Beam Wobble and Peak Intensities

Here we calculate the pulse phase departure from what it would be under strictly uniform periodicity without precession or spindown. We consider the effects of precession of the radio beam over a single precession cycle, $0 \leq \Phi \leq \Phi_{\text{cyc}}$. We give a short summary here while details can be found in Paper I.

In order to track the detectability of the beam, we maximize the dot product by solving

$$\frac{d\hat{\mathbf{b}} \cdot \hat{\mathbf{n}}}{d\phi} = A(\Phi) + B(\Phi) \cos \gamma + C(\Phi) \sin \gamma = 0, \quad (23)$$

where A, B, C are functions of Φ and the precession parameters. This yields

$$\cos[\gamma(\Phi) - \Psi(\Phi)] = \Sigma(\Phi), \quad (24)$$

where $\Sigma(\Phi) = A/\sqrt{B^2 + C^2}$ and $\Psi = \arctan C/B$; note that the signs of B and C need to be considered to find the proper value of Ψ .

To calculate the phase residual from wobble of the beam caused by precession we solve Eq. 24 to obtain $\gamma_1(\Phi)$ over one precession cycle, $0 \leq \Phi \leq \Phi_{\text{cyc}}$. Choosing the solution for the maximum dot product, the sequence of values vs. Φ has a wraparound of 2π at some Φ that we remove numerically, giving the unwrapped sequence γ_{1u} and the spin phase due to beam wobble,

$$\delta\phi_{\text{wobble}}(\Phi) = -\{\gamma_{1u}(\Phi) + K_{e\Lambda}\Phi [G(\Phi, e^2) - G(\Phi_{\text{cyc}}, e^2)] + 2\pi\Phi/\Phi_{\text{cyc}}\}. \quad (25)$$

Figure 6 (left panel) shows an example dot product $\hat{\mathbf{b}} \cdot \hat{\mathbf{n}}$ vs. precession phase and the corresponding spin phase perturbation from beam wobble, $\delta\phi_{\text{wobble}}$. The case shown is for a triaxial star and a beam at azimuthal angle $\phi_b = 30$ deg.

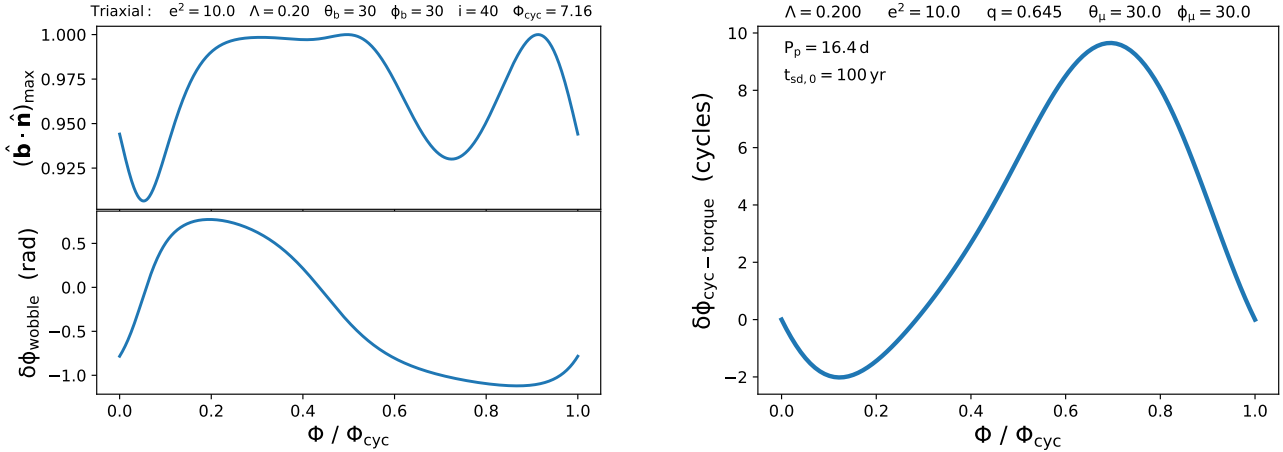


Figure 6. Timing perturbations from triaxial precession with $e^2 = 10$ and a precession amplitude $\Lambda = 0.2$ rad. Left: Dot product $\hat{\mathbf{b}} \cdot \hat{\mathbf{n}}$ and spin phase perturbation due to beam wobble plotted over a precession cycle. Right: Cyclical timing variation due to the magnetic torque calculated for a 16.4 d precession period and a 100 yr spindown time.

6.2. Cyclical Timing Variation from the Magnetic Torque

The steady spin down of a NS from the mean magnetic torque is well known but arrival times also vary cyclically from the variation in torque over a precession cycle (e.g. Cordes 1993; Akgün et al. 2006). For a magnetic dipole moment oriented along the unit vector, $\hat{\boldsymbol{\mu}} = \hat{\mathbf{e}}_1\hat{\mu}_1 + \hat{\mathbf{e}}_2\hat{\mu}_2 + \hat{\mathbf{e}}_3\hat{\mu}_3$ in the rotating frame of reference with direction cosines $\hat{\mu}_i$, $i = 1, 2, 3$, the resulting timing wobble is

$$\begin{aligned} \delta\phi_{\text{cyc-torque}}(\Phi) &= \Omega_0 \Delta t_{\text{cyc-torque}}(\Phi) \\ &= \frac{a}{t_{\text{sd},0} \Omega_0} \left(\frac{d\Phi}{d\phi} \right)^2 \left\{ \Lambda^2 [\hat{\mu}_2^2(1 + e^2) - \hat{\mu}_1^2 - e^2 \hat{\mu}_3^2] C_1(\Phi|q) + 2\hat{\mu}_1\hat{\mu}_2\Lambda^2 \sqrt{1 + e^2} C_2(\Phi|q) \right. \\ &\quad \left. + 2\hat{\mu}_3\Lambda \sqrt{1 - \Lambda^2} [\hat{\mu}_1 C_3(\Phi|q) - \hat{\mu}_2 \sqrt{1 + e^2} C_4(\Phi|q)] \right\}, \end{aligned} \quad (26)$$

where the spin rate is

$$\Omega_0^{-1} = \left(\frac{L}{I_3} \right)_i^{-1} - \frac{2ak\mu^2\hat{\mu}_2\sqrt{1+e^2}\Lambda[\hat{\mu}_3\sqrt{1-\Lambda^2} + \hat{\mu}_1\Lambda(1 - \langle \text{dn}\Phi \rangle)]}{I_3c^3d\Phi/d\phi}, \quad (27)$$

where i denotes the initial time and $\langle \text{dn}\Phi \rangle = (\pi/2)/F(\pi/2|q)$ is the average of $\text{dn}(\Phi)$ over one precession cycle. The functions C_i are given in Appendix A of Paper I. As an example, for $q^2 = 0$, applicable to low-amplitude precession, the limiting forms of the C_i functions are

$$C_1(\Phi) = \frac{\cos 2\Phi - 1}{8}, \quad C_2(\Phi) = -\frac{\sin 2\Phi}{8}, \quad C_3(\Phi) = 1 - \cos \Phi, \quad C_4(\Phi) = \sin \Phi. \quad (28)$$

The functions $C_1(\Phi|q)$ and $C_2(\Phi|q)$ have periods equal to half of the precession period. The functions $C_3(\Phi|q)$ and $C_4(\Phi|q)$ have periods equal to a full precession cycle.

Eq. (26) is fully nonlinear in Φ and Λ , but simplifies considerably for small amplitude precession, $\Lambda\sqrt{1+e^2} \ll 1$, in which case the cyclical variation is sinusoidal with $\Omega_0 = I_3/L$, $d\Phi/d\phi = P_p/P_{\text{spin}}$, and $q^2 \ll 1$. The only terms that survive to linear order in the amplitude are proportional to $C_3(\Phi)$ and $C_4(\Phi)$, for which we can use Eqs. (28). This gives (using $a = 1$),

$$\delta\phi_{\text{cyc-torque}}(\Phi) \approx -\frac{\Lambda P_p^2}{2\pi t_{\text{sd},0} P_{\text{spin}}} \hat{\mu}_3 \sqrt{\hat{\mu}_1^2 + \hat{\mu}_2^2(1+e^2)} \cos(\Phi - \Phi_0), \quad (29)$$

where $t_{\text{sd},0}$ is the characteristic spindown time. The coefficient in this expression is consistent with the estimate given in § 3.4, if θ_p used there equals $\Lambda/2\pi$. The phase Φ_0 can be solved from

$$\cos \Phi_0 = \frac{\hat{\mu}_1}{\sqrt{\hat{\mu}_1^2 + \hat{\mu}_2^2(1+e^2)}}, \quad \sin \Phi_0 = \frac{\hat{\mu}_2\sqrt{1+e^2}}{\sqrt{\hat{\mu}_1^2 + \hat{\mu}_2^2(1+e^2)}}. \quad (30)$$

Figure 6 (right panel) shows an example timing variation over a precession cycle corresponding to the beam-wobble case shown in the left panel. For other combinations of angles, the curves can be quite different.

Figure 7 shows the torque angle $\cos^{-1}(\hat{\ell} \cdot \hat{\mu})$, which determines the torque variation, plotted against the phase variation from beam wobble $\delta\phi_{\text{wobble}}$ for multiple values of the beam azimuthal angle ϕ_b . The cases shown are for a triaxial star with $e^2 = 10$ and $\Lambda = 0.2$ and polar angles $\theta_b = \theta_\mu = 30^\circ$. The pattern is asymmetric for $\phi_b > 0$ and evolves slowly until $\phi_b \gtrsim 60^\circ$ for the polar angles. The thickening of the curves corresponds to the amplitude of the beam precession modulation function. The left panel is for a smaller Gaussian beam width of 3 deg (FWHM) and the right panel is for a much larger 50 deg beam width. The latter case, which shows a large amplitude throughout the precession cycle, is inconsistent with observations of the slow periodicities in FRB 121102 and FRB 180916.J0158+65 which show distinct gaps where not bursts are detected. For the 3 deg beam, the amplitude is large for only a small restricted part of the precession cycle.

7. APPLICATION OF TRIAXIAL PRECESSION TO PERIODICITY DETECTION

We now consider periodicity detection of precessing objects using the detection statistic defined earlier (Eq. 7) applied to simulated data. To evaluate \hat{D} for different precession parameters, only the peak burst amplitudes and residual phases are needed. The necessary data are generated as follows:

1. Choose the number of bursts N_b to Monte Carlo (MC) over a single precession cycle Φ_{cyc} . This is intended to be much smaller than the number of spin periods in the cycle, as is consistent with observations so far, because the emission is either zero (null) or weak in most periods.
2. MC N_b values of precession phase, $\Phi_j, j = 1, \dots, N_b$.
3. From Φ_j calculate the wobble and cyclic-torque phases $\delta\phi_{\text{wobble } j}$ and $\delta\phi_{\text{cyc-torque } j}$.
4. MC N_b amplitudes a_j using a log-normal distribution with parameters that give unit mean and unit modulation index, $m_a = \sigma_a / \langle a \rangle = 1$. We allow there to be a specified fraction f_{null} of ‘null’ pulses like those seen for pulsars¹.

¹ While pulsar nulls are sustained for some number of contiguous pulses, we randomly turn bursts off independently because we are not interested in adding null-duration parameters.

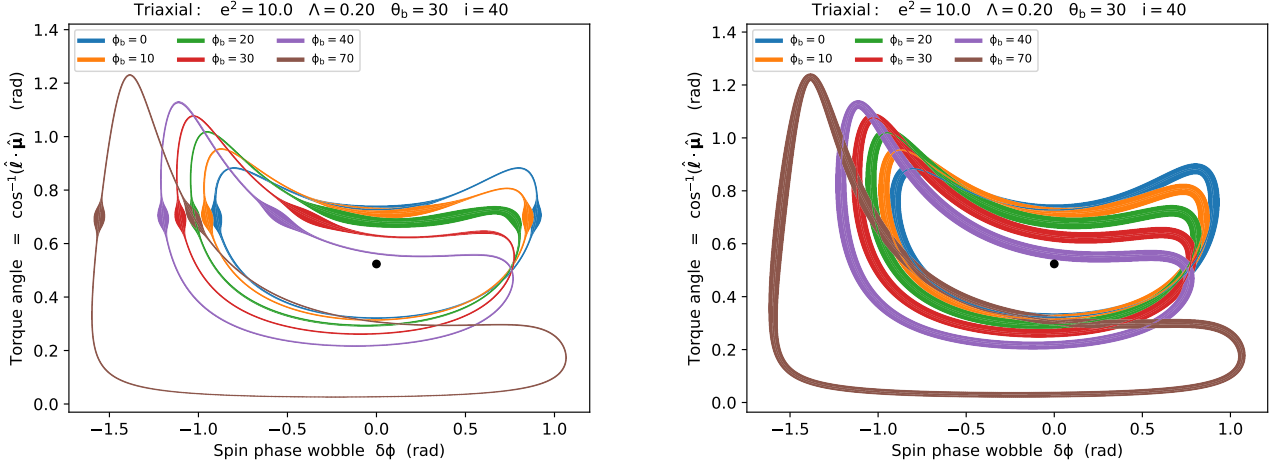


Figure 7. Torque angle $\cos^{-1}(\hat{\ell} \cdot \hat{\mu})$ vs the wobble phase $\delta\phi$ for $\Lambda = 0.2$, $e^2 = 10$, and $\theta_b = 30^\circ$ for multiple values of the azimuthal beam angle, ϕ_b , as labeled. The black circle indicates values for a non-precessing object ($\Lambda = 0$) with azimuthal beam direction $\phi_b = 0$. The line widths scale with the amplitude of the beam precession modulation function evaluated for a Gaussian beam function. Left: 3 deg beam width. Right: 50 deg beam width.

With real data, we would measure arrival times t_j and calculate phases ϕ_j using a model for the deterministic contributions to the phase, as in Eq. 2 and 3. Subtracting the fit yields phase residuals to use in the detection statistic with weights given by the burst amplitudes for bursts that exceed a threshold.

To illustrate, we assess the effects of precession on periodicity detection using only a spin model for the deterministic phase and we assume the secular part of the spindown is known. Arrival times are then simply pulse numbers n_j for the $j = 0, \dots, N_b - 1$ bursts combined with phase perturbations,

$$t_j = (n_j + \delta\phi_{\text{wobble}} + \delta\phi_{\text{cyc-torque}})P_{\text{spin}} \quad (31)$$

with pulse numbers calculated as

$$n_j = \text{int}(\Phi_j P_{\text{pre}} / P_{\text{spin}}). \quad (32)$$

For each trial value \hat{P}_s we have trial phases,

$$\phi_j(\hat{P}_s) = t_j / \hat{P}_s, \quad (33)$$

and phase residuals $\delta\phi_j$ are the fractional part of ϕ_j . A grid search over \hat{P}_s yields a maximum of $\hat{D}(\hat{P}_s)$ at the correct period if other effects allow the periodicity to be manifested in the data.

Using the above approach we calculate trains of burst amplitudes along with the beam precession modulation function $\mathcal{B}(\Phi)$. The final burst amplitudes are the product of the log-normal amplitudes with the BPF and the null-amplitude window.

Figures 8 and 9 show burst trains over multiple precession cycles for one case with 90% nulls and $\phi_b = 0$ and a second case with 80% nulls and $\phi_b = 30$ deg, respectively. The top panel in each frame shows the BPF, the middle panel the random burst amplitudes, and the bottom panel shows the amplitudes with the BPF and null-burst window applied. For the first case with 1000 total bursts of which 90% are nulls, the precession periodicity is not obvious and there is an insufficient number of large amplitude bursts to identify it. With a smaller null percentage of 10^4 bursts in Figure 9, the periodicity is easy to identify. Also, the unequal spacing of the three peaks in the BPF, including one that is only about 5% of the largest, is discernible with the large number of strong bursts. Currently, none of the repeating FRBs has provided sufficient bursts to test whether such triple peaks occur, including FRB 121102 with the 1652 bursts detected with the FAST telescope (Li et al. 2021).

The detectability of the spin periodicity under different conditions is represented in Figure 10, which shows the detection statistic for examples with and without precession and with and without phase jitter and contributions from the cyclical spindown torque. The results are shown as a function of the trial spin period \hat{P}_s used to evaluate the phase $\delta\phi = \delta\phi_{\text{wobble}} + \delta\phi_{\text{cyc. torque}}$ that is used in Eq. 7.

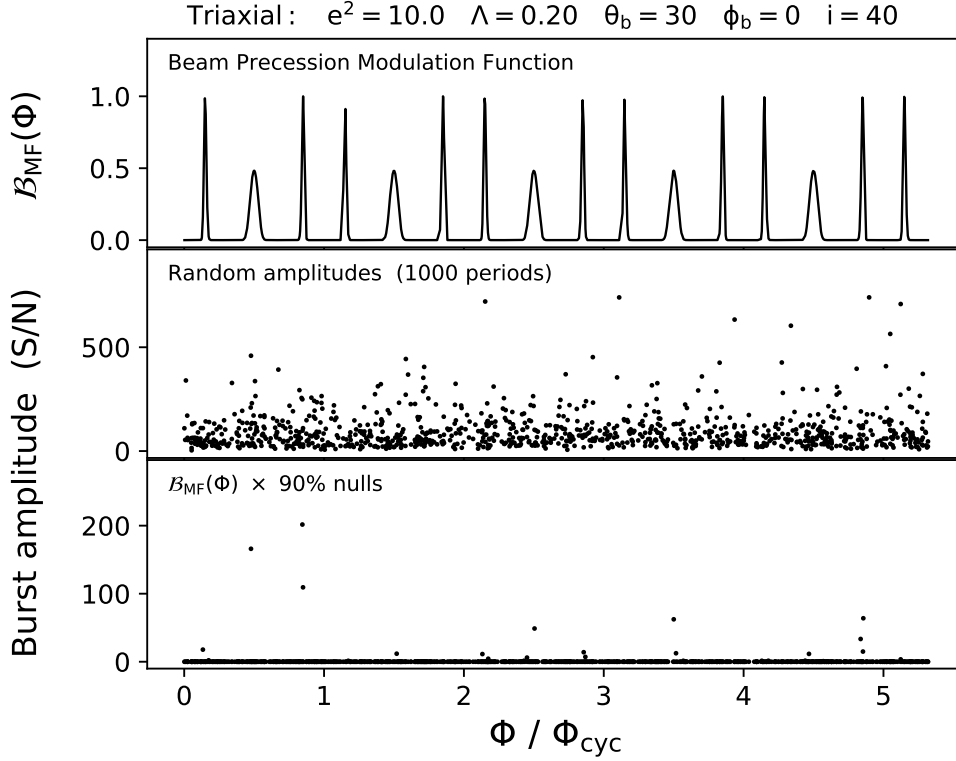


Figure 8. A burst sequence with 90% null pulses for $\phi_b = 0$ with 5.3 precession cycles shown. Top: Beam precession modulation function from wobble of the beam due to precession. It is evaluated using a Gaussian beam with $1/e$ width of 3 deg. Middle: Random burst amplitudes generated from a skewed log-normal distribution normalized to have unit mean and unity modulation index; these are then scaled by the mean signal to noise ratio of ten. Bottom: Net burst sequence after applying the modulation function of the top panel and the indicated percentage of nulls. In this case some of the bursts occur in a window that is not equally spaced with the window containing the brightest bursts.

The top left-hand panel shows cases with negligible precession amplitude for 1000 bursts spread over multiple precession cycles $N_{\text{pre}} = T_{\text{pre}}/P_p$ where T_{pre} is the length of the time series. The detection statistic maximizes at the true period where $\Delta\hat{P}_s = \hat{P}_s - P_s = 0$ and shows a main lobe that narrows as the bursts are spread over more precession cycles. Even with amplitude variations of bursts (using a log-normal PDF with unit mean and modulation index of unity), the detection statistic is the maximum (unity) because all bursts are strictly periodic.

The bottom left panel shows the results for axisymmetric precession with $\Lambda = 0.2$ for different combinations of number of bursts and spindown times, as indicated in the legend. There is no difference in \hat{D} for $N_b = 100$ or 1000 bursts if the cyclical torque is negligible, as it is for long spindown times. However, short spindown times correspond to many cycles of $\delta\phi_{\text{cyc. torque}}$ over the set of bursts that quench \hat{D} .

The right hand panels show cases with triaxial precession with $e^2 = 10$ and $\Lambda = 0.2$. The top right panel shows \hat{D} vs inclination angle of the line of sight. All cases show several maxima in $\hat{D}(\hat{P}_s)$, including one at $\Delta\hat{P}_s = 0$ but also two others at offset periods. These result from the nutation of the beam, which causes bursts to be seen at multiple spin phases, as shown in Figure 7, that lead to multiple peaks in \hat{D} . The bottom right panel shows how \hat{D} is quenched by phase jitter σ_J or by the spindown torque.

8. SUMMARY AND CONCLUSIONS

We have analyzed how a precessing FRB source of beamed radiation might show the slow periodicities seen in FRB 121102 and FRB 180916.J0158+65 (~ 16 and 160 days, respectively) without showing any evidence for an underlying, faster spin periodicity.

In burst sequences spread over multiple precessional cycles without any strong clustering over short time spans (e.g. hours), several effects can make it difficult to see the fast periodicity. These include timing variations from precession, either through

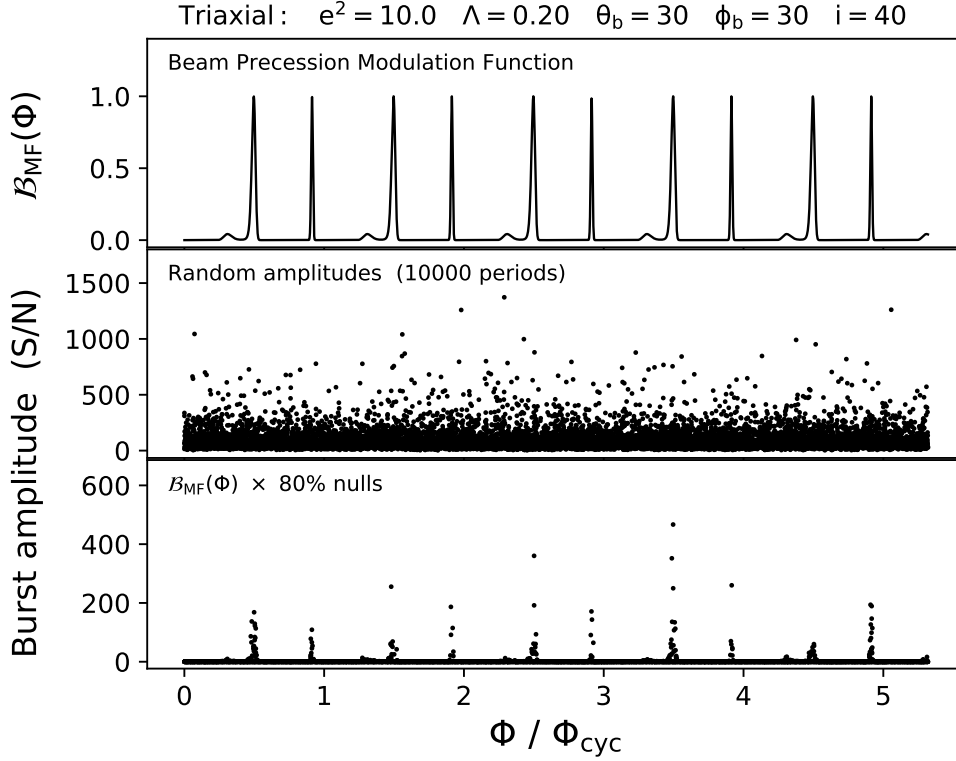


Figure 9. A burst sequence with 80% null pulses for $\phi_b = 30$ deg. Top: Beam precession modulation function from wobble of the beam due to precession. It is evaluated using a Gaussian beam with $1/e$ width of 3 deg. Middle: Random burst amplitudes generated from a skewed log-normal distribution normalized to have unit mean and unity modulation index; these are then scaled by the mean signal to noise ratio of ten. Bottom: Net burst sequence after applying the modulation function of the top panel and the indicated percentage of nulls.

wobble of the emission beam or from the variation in torque arising from dependence of the torque on the changing angle between the magnetic moment and the spin axis.

Also included is phase jitter associated with the beamed radiation itself. Jitter could result from changes in direction of the beamed radiation related to multiple independently emitting beams. However the required phase jitter $\gtrsim 0.3$ cycle, corresponding to more than 100 deg, is too large to be consistent with precession of the beam as a cause for the slow periodicities. Beams this wide would allow bursts to be seen throughout the precession cycle, in contrast to the existence of gaps between the intervals when bursts occur.

Phase jitter is needed to account for the absence of a fast periodicity at epochs where a large number of bursts (tens to hundreds) are detected within a few hours and with spacings as short as a few seconds. A natural explanation is that jitter is related to there being a wide range of emission altitudes. Combined with strong relativistic beaming, differences Δr in altitude over a large fraction of the light-cylinder radius, $r_{LC} = cP_{\text{spin}}/2\pi$ correspond to phase variations $\Delta\phi \simeq 1/\pi \sin \alpha$ as a combination of retardation and aberration, where α is the angle between the spin axis and observer's direction (which can vary over a precession cycle). This amount of altitude variation can account for the absence of the fast periodicity in periodograms or power spectra of burst sequences.

The slow periodicity observed so far also places constraints on precession. Emission beams constrained to be less than about 10 to 20 deg can be completely misdirected from the observer's direction for precession angles larger than the beam width, accounting for the absence of bursts in periodic data spans. Observed bursts occur in slowly periodic phase windows that are fairly large fractions ($\simeq 0.25$ to 0.55 of a precession cycle, so they are not particularly constraining on the triaxiality of the stars or on relevant orientation angles of the angular momentum, beam, and line of sight. Different combinations of angles combined with different degrees of triaxiality (e^2) can yield single, double, triple, or quadruple peaks in the beam precession modulation function

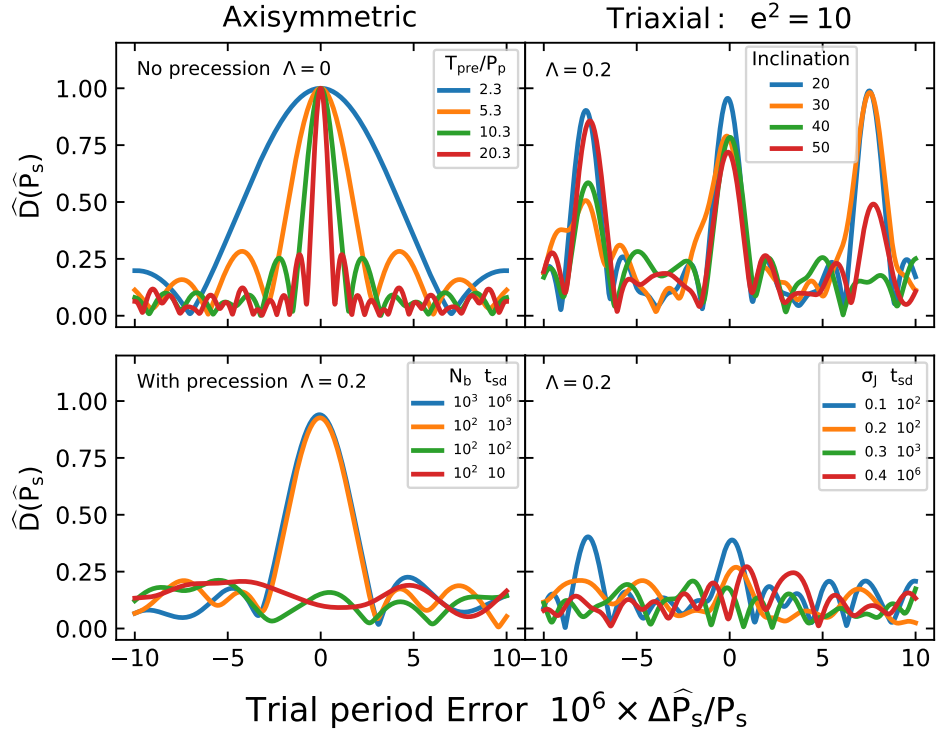


Figure 10. Detection statistic $\hat{D}(\hat{P}_s)$ vs $\Delta\hat{P}_s/P_s$ for different precession cases for a Gaussian beam with $1/e$ width of 0.03 rad. Details are given in the text. Top left: axisymmetric cases with negligible precession for 1000 bursts spread over different numbers of precession cycles specified as T_{pre}/P_p where T_{pre} is the time span and P_p is the precession period. Bottom left: axisymmetric cases with $\Lambda = 0.2$ for different numbers of bursts spread over 5.3 precession cycles and for different spindown times (in years). Top right: Triaxial precession for different inclination angles and 1000 bursts spread over 5.3 precession cycles. Bottom right: Triaxial precession for 5.3 precession cycles with 1000 bursts having different amounts of phase jitter σ_j and different spindown times (leading to different cyclical torque variations).

(c.f. Figure 5) even when the beam is a unimodal, Gaussian like function. The separations of these peaks may correspond to the apparent period of the observed slow periodicities, implying that the true precession period is larger.

Eventually, data sets with much larger numbers of bursts may distinguish between these possibilities. However, it is also possible that the precession properties may vary, perhaps suddenly, when the figure of the star changes discontinuously as a result of magnetic driven shearing events.

Finally, as noted in Paper I, the episodic aspects of FRBs that include a slow periodicity in two objects without any spin-related fast periodicity may evolve dramatically as a young magnetar ages, spins down, and some magnetic field components decay. Such objects may emerge from an ‘FRB phase’ into a phase similar to that of Galactic magnetars, which show episodic radio emission that is periodic and very much like isolated, spin-driven pulsars.

¹ SC and JMC acknowledge support from the National Science Foundation (NSF) under AAG award 1815242 and are members of
² the NANOGrav Physics Frontiers Center that is supported by NSF award 1430284.

REFERENCES

- Abramowitz, M., & Stegun, I. A. 1972, *Handbook of Mathematical Functions*
- Akgün, T., Link, B., & Wasserman, I. 2006, *MNRAS*, 365, 653
- Beloborodov, A. M. 2017, *ApJL*, 843, L26
- Beniamini, P., Wadiasingh, Z., & Metzger, B. D. 2020, *MNRAS*, 496, 3390
- Blaskiewicz, M. M. 1991, PhD thesis, Cornell Univ., Ithaca, NY.
- Bochenek, C. D., Ravi, V., Belov, K. V., et al. 2020, arXiv e-prints, arXiv:2005.10828
- Caleb, M., Stappers, B. W., Abbott, T. D., et al. 2020, *MNRAS*, 496, 4565
- Chatterjee, S., Law, C. J., Wharton, R. S., et al. 2017, *Nature*, 541, 58
- Chawla, P., Andersen, B. C., Bhardwaj, M., et al. 2020, *ApJL*, 896, L41
- CHIME/FRB Collaboration, Andersen, B. C., Bandura, K., et al. 2019, *ApJL*, 885, L24
- Chime/Frb Collaboration, Amiri, M., Andersen, B. C., et al. 2020, *Nature*, 582, 351
- CHIME/FRB Collaboration, :, Andersen, B. C., et al. 2020, arXiv e-prints, arXiv:2005.10324
- Cordes, J. M. 1980, *ApJ*, 237, 216
- Cordes, J. M. 1993, in *Astronomical Society of the Pacific Conference Series*, Vol. 36, *Planets Around Pulsars*, ed. J. A. Phillips, S. E. Thorsett, & S. R. Kulkarni, 43–60
- . 2013, *ApJ*, 775, 47
- Cruces, M., Spitler, L. G., Scholz, P., et al. 2020, *MNRAS*, arXiv:2008.03461
- Dai, Z. G., & Zhong, S. Q. 2020, *ApJL*, 895, L1
- Gajjar, V., Siemion, A. P. V., Price, D. C., et al. 2018, *ApJ*, 863, 2
- Hessels, J. W. T., Spitler, L. G., Seymour, A. D., et al. 2019, *ApJL*, 876, L23
- Ioka, K., & Zhang, B. 2020, *ApJL*, 893, L26
- Jones, P. B. 1988, *MNRAS*, 235, 545
- Katz, J. I. 2020, *MNRAS*, arXiv:2006.03468
- Lam, M. T., Cordes, J. M., Chatterjee, S., et al. 2017, *ApJ*, 834, 35
- Law, C. J., Abruzzo, M. W., Bassa, C. G., et al. 2017, *ApJ*, 850, 76
- Levin, Y., Beloborodov, A. M., & Bransgrove, A. 2020, *ApJL*, 895, L30
- Li, D., Wang, P., Zhu, W. W., et al. 2021, arXiv e-prints, arXiv:2107.08205
- Lower, M. E., Bailes, M., Shannon, R. M., et al. 2020, *MNRAS*, 494, 228
- Lu, W., & Phinney, E. S. 2020, *MNRAS*, 496, 3308
- Lundgren, S. C., Cordes, J. M., Ulmer, M., et al. 1995, *ApJ*, 453, 433
- Lyne, A., Hobbs, G., Kramer, M., Stairs, I., & Stappers, B. 2010, *Science*, 329, 408
- Lyutikov, M., Barkov, M. V., & Giannios, D. 2020, *ApJL*, 893, L39
- Marcote, B., Nimmo, K., Hessels, J. W. T., et al. 2020, *Nature*, 577, 190
- Margalit, B., & Metzger, B. D. 2018, *ApJL*, 868, L4
- Margalit, B., Metzger, B. D., Berger, E., et al. 2018, *MNRAS*, 481, 2407
- Marthi, V. R., Gautam, T., Li, D. Z., et al. 2020, *MNRAS*, 499, L16
- Metzger, B. D., Berger, E., & Margalit, B. 2017, *ApJ*, 841, 14
- Metzger, B. D., Margalit, B., & Sironi, L. 2019, *MNRAS*, 485, 4091
- Nelson, R. W., Finn, L. S., & Wasserman, I. 1990, *ApJ*, 348, 226
- Oppermann, N., Yu, H.-R., & Pen, U.-L. 2018, *MNRAS*, 475, 5109
- Parthasarathy, A., Shannon, R. M., Johnston, S., et al. 2019, *MNRAS*, 489, 3810
- Piro, A. L. 2016, *ApJL*, 824, L32
- Rajwade, K. M., Mickaliger, M. B., Stappers, B. W., et al. 2020, *MNRAS*, 495, 3551
- Scholz, P., & Chime/Frb Collaboration. 2020, *The Astronomer’s Telegram*, 13681, 1
- Scholz, P., Spitler, L. G., Hessels, J. W. T., et al. 2016, *ApJ*, 833, 177
- Shannon, R. M., & Cordes, J. M. 2010, *ApJ*, 725, 1607
- Sob’yanin, D. N. 2020, *MNRAS*, 497, 1001
- Spitler, L. G., Cordes, J. M., Hessels, J. W. T., et al. 2014, *ApJ*, 790, 101
- Spitler, L. G., Scholz, P., Hessels, J. W. T., et al. 2016, *Nature*, 531, 202
- Tendulkar, S. P., Bassa, C. G., Cordes, J. M., et al. 2017, *ApJL*, 834, L7
- The CHIME/FRB Collaboration, Andersen, B. C., Bandura, K., et al. 2021, arXiv e-prints, arXiv:2107.08463
- Waxman, E. 2017, *ApJ*, 842, 34
- Yang, H., & Zou, Y.-C. 2020, *ApJL*, 893, L31
- Zanazzi, J. J., & Lai, D. 2020, *ApJL*, 892, L15
- Zhang, Y. G., Gajjar, V., Foster, G., et al. 2018, *ApJ*, 866, 149

APPENDIX

A. EXTRAPOLATION OF PULSAR SPIN NOISE TO YOUNG MAGNETARS

Pulsar spin rates decline smoothly from the average magnetic torque but also vary stochastically. Departures from smooth spindown include ‘glitches’ involving rapid increases in the spin rate $\Delta\nu/\nu$ accompanied by small changes in $\dot{\nu}$. Pulsars also show stochastic spin noise manifested as much smaller changes in ν and $\dot{\nu}$ (of both signs in some objects) and as a red-noise process with a steep power spectrum in others. Some pulsars show discontinuous changes in the magnetospheric torque between two preferred states that last for weeks to months (e.g. [Lyne et al. 2010](#)). Here we consider the extension of pulsar spin noise to young magnetars as a means for estimating the minimum level of fluctuations. Glitches will only exacerbate spin fluctuations that can inhibit the identification of the spin periodicity in sequences of FRBs.

We extrapolate spin noise to young magnetars using a scaling law for the rms residuals based on Galactic pulsars and magnetars ([Shannon & Cordes 2010](#), hereafter SC10); recent work ([Lam et al. 2017](#); [Parthasarathy et al. 2019](#); [Lower et al. 2020](#)) has gotten similar results. This extrapolation requires the strong caveat that we simply do not know if the scaling law extends to younger, more rapidly rotating magnetars with larger magnetic fields, but it demonstrates that spin noise is likely to be important for the analysis of repeating FRBs if young magnetars are involved.

The rms timing variation σ_t scales as $\sigma_t = C_{\text{spin}} \nu^\alpha |\dot{\nu}_{-15}|^\beta T^\gamma$ (SC10). For a data span length T in years, spin frequency ν in Hz, and frequency derivative $\dot{\nu} = 10^{-15} \text{ Hz s}^{-1} \dot{\nu}_{-15}$, the coefficient is $C_{\text{spin}} = 20C_2$, where $C_2 = 11_{-4.3}^{+7.2} \mu\text{s}$ results from a second-order polynomial fit to timing data that accounts for quadratic spindown (from the ‘CP+MAG’ fit in SC10’s Table 1) and the factor of 20 corrects for the removal of spin noise by the fit; it is based on simulations ([Cordes 1980](#), Table 2) and applies to a mixture of random walks in ν and $\dot{\nu}$. Other parameters are $\alpha = -1.4 \pm 0.2$, $\beta = 1.13 \pm 0.07$ and $\gamma = 1.7 \pm 0.2$. The large scatter about this relationship for different objects is characterized by a log-normal distribution with $\delta \equiv \sigma_{\ln \sigma_t/20}(T) = 1.7 \pm 0.2$. The corresponding power spectrum $\propto f^{-x}$ with $x = 2\gamma + 1 \simeq 4.4 \pm 0.4$.

We recast the scaling law by relating $\dot{\nu}$ to ν using $|\dot{\nu}_{-15}| \simeq 10^6 \text{ Hz s}^{-1} B_{\text{d}15}^2 \nu^3$ for magnetic dipole radiation with a fiducial dipole magnetic field strength $B_d = B_{\text{d}15} 10^{15} \text{ G}$,

$$\sigma_t = 10^{6\beta} C_{\text{spin}} B_{\text{d}15}^{2\beta} \nu^{\alpha+3\beta} T^\gamma \simeq 1326_{-519}^{+870} \text{ s} \times \nu^2 B_{\text{d}15}^{2.3} T^{1.7}, \quad (\text{A1})$$

where T is again in years and for simplicity we have propagated the error on C_2 but not on the exponents. This approach, along with the assumption of magnetic dipole radiation, suffices for our goal of getting a qualitative assessment of the role of spin noise in periodicity detection.