

Primordial black holes and lepton flavor violation with scotogenic dark matter

Teruyuki Kitabayashi*

Department of Physics, Tokai University, 4-1-1 Kitakaname, Hiratsuka, Kanagawa 259-1292, Japan

We study the correlations between the initial density of primordial black holes (PBHs) ρ_{PBH} and the lepton flavor violating $\mu \rightarrow e\gamma$ processes via scotogenic dark matter with mass \mathcal{O} (GeV) - \mathcal{O} (TeV). The dimensionless parameter $\beta = \rho_{\text{PBH}}/\rho_{\text{rad}}$ is introduced where ρ_{rad} is the energy density of radiation at the time of PBH formation. It turned out that if the $\mu \rightarrow e\gamma$ processes is observed in the MEG II experiment and the PBH evaporation occurs in the radiation dominated era, the initial density may be $\beta \lesssim 3 \times 10^{-16}$. On the other hand, if the $\mu \rightarrow e\gamma$ processes is observed in the MEG II and PBHs evaporate in the PBH dominated era, the initial density may be $1 \times 10^{-8} \lesssim \beta \lesssim 2 \times 10^{-6}$.

PACS numbers: 12.60.-i, 95.35.+d, 98.80.Cq, 04.70.-s

I. INTRODUCTION

The primordial black holes (PBHs) are the one of the type of black hole that produced in the early Universe [1–4]. The PBHs are produced via a number of mechanisms, such as the collapse of large density perturbations generated from inflation [5–13], a sudden reduction in the pressure [14, 15], bubble collisions [16–20], a curvaton [21–24] and collapse of cosmic string [25].

A PBH emits particles via the Hawking radiation [26]. Since the Hawking radiation is induced by gravity, PBHs evaporate into all particle species. Thus, the study of PBH is important not only in the cosmology but also in the particle physics. For example, since the particle dark matter is also produced by Hawking radiation of the PBHs, the correlations between the initial density of the PBHs and dark matter mass have been extensively studied in the literature [27–48].

On the other hand, the lepton flavor violating phenomena, such as $\mu \rightarrow e\gamma$ process, are directly related to the new physics beyond the standard model of particle physics [49]. The most of new physics models predict some lepton flavor violation effects. To test the availability of these new models, theoretical predictions of branching ratio of lepton flavor violating processes within these models are important. In addition, since the physics run of the MEG II experiment to search $\mu \rightarrow e\gamma$ process with 10 times better sensitivity than the MEG experiment will be started very near future [50, 51], a study which is related on the $\mu \rightarrow e\gamma$ process is interesting and timely.

In this paper, we show the correlations between the initial density of PBHs and the branching ratio of $\mu \rightarrow e\gamma$ with scotogenic dark matter. The scotogenic dark matter [52] in the scotogenic model is one of the most successful and well studied dark matter candidate [53–103]. Since the scotogenic model can account for dark matter candidates and predict the lepton flavor violating processes simultaneously [53, 54], and the scotogenic dark matter can be also produced by Hawking radiation of

PBH, the initial density of the PBHs and the branching ratio of $\mu \rightarrow e\gamma$ is related via scotogenic dark matter.

This paper is organized as follows. In Sec. II, we present a review of the scotogenic model. In Sec. III, we show the correlations between the initial density of PBHs and the branching ratio of $\mu \rightarrow e\gamma$ with scotogenic dark matter. Section IV is devoted to a summary.

II. SCOTOGENIC MODEL

The scotogenic model [52] is an extension of the standard model in the particle physics. In this model, three new Majorana $SU(2)_L$ singlets N_k ($k = 1, 2, 3$) with mass M_k and one new scalar $SU(2)_L$ doublet (η^+, η^0) are introduced. These new particles are odd under exact Z_2 symmetry. The relevant Lagrangian and scalar potential for this paper are given by

$$\begin{aligned}\mathcal{L} &= Y_{\alpha k}(\bar{\nu}_{\alpha L}\eta^0 - \bar{\ell}_{\alpha L}\eta^+)N_k + \frac{1}{2}M_k\bar{N}_kN_k^C + h.c., \\ V &= \frac{1}{2}\lambda(\phi^\dagger\eta)^2 + h.c.,\end{aligned}\quad (1)$$

where $L_\alpha = (\nu_\alpha, \ell_\alpha)$ ($\alpha = e, \mu, \tau$) is the left-handed lepton doublet and $\phi = (\phi^+, \phi^0)$ is the standard Higgs doublet.

Owing to the Z_2 symmetry, the tree level neutrino mass should vanish but they acquire masses via one-loop interactions. The flavor neutrino mass matrix M is obtained as

$$M_{\alpha\beta} = \sum_{k=1}^3 \frac{\lambda v^2 Y_{\alpha k} Y_{\beta k} M_k}{16\pi^2(m_0^2 - M_k^2)} \left(1 - \frac{M_k^2}{m_0^2 - M_k^2} \ln \frac{m_0^2}{M_k^2}\right), \quad (2)$$

where $m_0^2 = \frac{1}{2}(m_R^2 + m_I^2)$ and v , m_R , m_I denote vacuum expectation value of the Higgs field, the masses of $\sqrt{2}\text{Re}[\eta^0]$ and $\sqrt{2}\text{Im}[\eta^0]$, respectively.

Since the lightest Z_2 odd particle is stable, it becomes a dark matter candidate. We assume that the lightest Majorana singlet fermion, N_1 , is the dark matter particle. If the lightest singlet fermion is almost degenerated with the next to lightest singlet fermions, $M_1 \simeq M_2 < M_3$, the

*Electronic address: teruyuki@tokai-u.jp

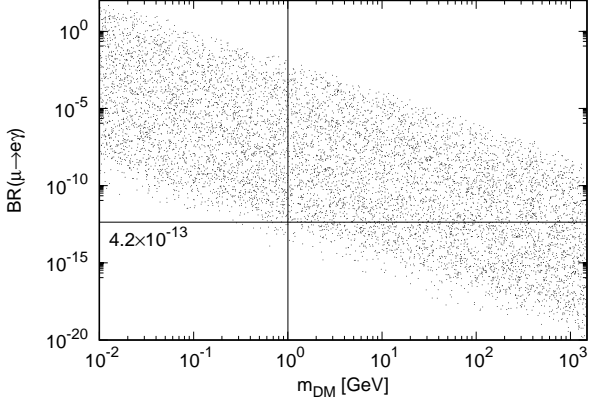


FIG. 1: Prediction of $\text{BR}(\mu \rightarrow e\gamma)$ in the scotogenic model. The horizontal lines show the observed upper limit of the $\text{BR}(\mu \rightarrow e\gamma)$.

relic abundance of cold dark matter which is produced by freeze-out mechanism is estimated to be [104]:

$$\Omega_{\text{FO}} h^2 = \frac{1.07 \times 10^9 x_{\text{FO}}}{g_*^{1/2} M_{\text{Pl}} (a_{\text{eff}} + 3b_{\text{eff}}/x_{\text{FO}})}, \quad (3)$$

where

$$a_{\text{eff}} = \frac{a_{11}}{4} + \frac{a_{12}}{2} + \frac{a_{22}}{4}, \quad b_{\text{eff}} = \frac{b_{11}}{4} + \frac{b_{12}}{2} + \frac{b_{22}}{4}, \quad (4)$$

with

$$\begin{aligned} a_{ij} &= \frac{1}{8\pi} \frac{M_1^2}{(M_1^2 + m_0^2)^2} \sum_{\alpha\beta} (Y_{\alpha i} Y_{\beta j} - Y_{\alpha j} Y_{\beta i})^2, \\ b_{ij} &= \frac{m_0^4 - 3m_0^2 M_1^2 - M_1^4}{3(M_1^2 + m_0^2)^2} a_{ij} \\ &\quad + \frac{1}{12\pi} \frac{M_1^2 (M_1^4 + m_0^4)}{(M_1^2 + m_0^2)^4} \sum_{\alpha\beta} Y_{\alpha i} Y_{\alpha j} Y_{\beta i} Y_{\beta j}, \end{aligned} \quad (5)$$

and

$$x_{\text{FO}} = \frac{m_{\text{DM}}}{T_{\text{FO}}} \simeq 25, \quad (6)$$

is the freeze-out temperature [105].

In this model, flavor violating processes such as $\mu \rightarrow e\gamma$ are induced at the one-loop level. The branching ratio of $\mu \rightarrow e\gamma$ is given by [81]

$$\text{BR}(\mu \rightarrow e\gamma) = \frac{3\alpha_{\text{em}}}{64\pi(G_{\text{F}} m_0^2)^2} \left| \sum_{k=1}^3 Y_{\mu k} Y_{ek}^* F\left(\frac{M_k}{m_0}\right) \right|^2, \quad (7)$$

where α_{em} denotes the fine-structure constant, G_{F} denotes the Fermi coupling constant and $F(x)$ is defined by $F(x) = \frac{1-6x^2+3x^4+2x^6-6x^4 \ln x^2}{6(1-x^2)^4}$.

The Yukawa coupling Y can be express in terms of λ, M_k, m_0 , neutrino masses m_i ($i = 1, 2, 3$), mixing angles θ_{ij} ($ij = 12, 23, 13$), Dirac CP violating phase δ and Majorana CP phases α_i ($i = 1, 2$) by Casas-Ibarra parametrization [106]. We use the best-fit values of neutrino parameters in Ref. [107]. For simplicity, we assume the normal mass ordering for the neutrinos. Since the relic density of the scotogenic dark matter depends only weakly on CP-violating phases, the Majorana CP phases [103] are neglected.

For remaining model parameters, we take typical values $M_3 = 2000$ GeV, $m_0 = 3500$ GeV, $\lambda = 1.0 \times 10^{-11} - 1.0 \times 10^{-6}$, and $m_1 = 0.001 - 0.1$ eV [81, 90, 91]. In addition, to reduce the number of free parameters, a degenerate mass relation $M_2 = 1.0001 M_1$ is employed. Since we assume that the lightest Majorana fermion N_1 is the dark matter particle, hereafter we use a notation of $m_{\text{DM}} = M_1$.

Figure 1 shows the prediction of $\text{BR}(\mu \rightarrow e\gamma)$ in the scotogenic model. The horizontal line shows the observed upper limit, $\text{BR}(\mu \rightarrow e\gamma) \leq 4.2 \times 10^{-13}$ [108]. Where we take $m_{\text{DM}} \lesssim \mathcal{O}(\text{TeV})$ as an appropriate energy of current colliders such as LHC. We observe that the allowed mass of scotogenic dark matter is severely constrained with the observed upper limit of $\text{BR}(\mu \rightarrow e\gamma)$. In this paper, the numerical studies are performed in the mass region of $m_{\text{DM}} = 1 - 1500$ GeV.

We note that the upper limit of lepton flavor violating $\tau \rightarrow \mu\gamma$ and $\tau \rightarrow e\gamma$ processes are also measured as $\text{BR}(\tau \rightarrow \mu\gamma) \leq 4.4 \times 10^{-8}$ and $\text{BR}(\tau \rightarrow e\gamma) \leq 3.3 \times 10^{-8}$ [109]; however, we only account for $\text{BR}(\mu \rightarrow e\gamma)$ since it is the most stringent constraint.

III. INITIAL DENSITY OF PRIMORDIAL BLACK HOLES

A. Primordial black holes

We assume that PBHs are produced in the early Universe by large density perturbations generated from an inflation [5–13] and a PBH's mass is proportional to a horizon mass and that PBHs have the same masses at their formation time. In addition, we assume that the PBHs form during the radiation dominated era, with a monochromatic mass function.

The temperature of the Universe at PBH formation time is obtained as

$$T_{\text{in}} = \frac{\sqrt{3} 5^{1/4}}{2\pi^{3/4}} \frac{\gamma^{1/2}}{g_*(T_{\text{in}})^{1/4}} \left(\frac{M_{\text{Pl}}^3}{M_{\text{in}}} \right)^{1/2}, \quad (8)$$

where $\gamma \sim 0.2$ [1], g_* is the relativistic effective degrees of freedom for the radiation energy density, $M_{\text{Pl}} \simeq 1.221 \times 10^{19}$ GeV is the Planck mass and M_{in} is the initial mass of PBH.

We introduce the dimensionless parameter

$$\beta = \frac{\rho_{\text{PBH}}(T_{\text{in}})}{\rho_{\text{rad}}(T_{\text{in}})}, \quad (9)$$

to represent the initial energy density of PBHs at the time of its formation, $\rho_{\text{PBH}}(T_{\text{in}})$, where $\rho_{\text{rad}}(T_{\text{in}})$ is the energy density of radiation.

A black hole loses its mass by producing particles with masses below the Hawking temperature

$$T_{\text{BH}} = \frac{M_{\text{Pl}}^2}{8\pi M_{\text{BH}}}, \quad (10)$$

via Hawking radiation [26]. Ignoring gray body factors, the energy spectrum of the Hawking radiation is similar to the Planck distribution (The effect of the gray body factor in the high energy geometrical optics limit are shown in Refs. [2, 34, 38, 42]). The temperature of the Universe right after PBH evaporation is

$$T_{\text{evap}} = \frac{\sqrt{3}g_*(T_{\text{BH}})^{1/4}}{64\sqrt{25}^{1/4}\pi^{5/4}} \left(\frac{M_{\text{Pl}}^5}{M_{\text{in}}^3} \right)^{1/2}. \quad (11)$$

The PBHs emit scotogenic dark matter via the Hawking radiation [45]. Gondolo et al. [40] show that if PBH evaporate after the freeze-out of the dark matter, $T_{\text{FO}} > T_{\text{evap}}$, then the dark matter particles produced from PBHs may contribute to the final relic abundance of the dark matter. The criteria $T_{\text{FO}} > T_{\text{evap}}$ is translated into

$$\frac{M_{\text{in}}}{M_{\text{Pl}}} \gtrsim 2 \times 10^{12} \left(\frac{\text{GeV}}{m_{\text{DM}}} \right)^{2/3}, \quad (12)$$

by Eqs. (6) and (11). For $m_{\text{DM}} = 1 - 1500$ GeV, we have

$$\frac{M_{\text{in}}}{M_{\text{Pl}}} \gtrsim \begin{cases} 1.5 \times 10^{10} & (m_{\text{DM}} = 1500 \text{ GeV}) \\ 2 \times 10^{12} & (m_{\text{DM}} = 1 \text{ GeV}) \end{cases}. \quad (13)$$

In addition, since PBHs should be evaporated before big bang nucleosynthesis, the upper limit $M_{\text{in}}/M_{\text{Pl}} \lesssim 4.6 \times 10^{13}$ is obtained [32]. Thus, we set conservatively the upper and lower bound of the initial PBH mass as follows:

$$2.0 \times 10^{10} \leq \frac{M_{\text{in}}}{M_{\text{Pl}}} \leq 2 \times 10^{13}. \quad (14)$$

The Hawking temperature at the PBH formation time to be

$$12 \text{ TeV} \lesssim T_{\text{in}} \lesssim 2.4 \times 10^4 \text{ TeV}. \quad (15)$$

Thus, the relation $T_{\text{in}} > m_{\text{DM}}$ is satisfied in our setup.

B. PBH evaporation in radiation dominated era

Since $\rho_{\text{PBH}} \propto a^{-3}$ and $\rho_{\text{rad}} \propto a^{-4}$, where a denotes the scale factor, $\rho_{\text{PBH}}(t_{\text{early-eq}}) \simeq \rho_{\text{rad}}(t_{\text{early-eq}})$ may be

happen at the early equality time $t_{\text{early-eq}}$. In order for PBH evaporation to occur before the early equality time (radiation dominated era), $t_{\text{evap}} < t_{\text{early-eq}}$, the initial density of PBHs should be less than the following critical density ($\beta < \beta_c$) [32, 37, 38, 110]:

$$\begin{aligned} \beta_c &= \frac{T_{\text{evap}}}{T_{\text{in}}} \\ &= \sqrt{\frac{g_*(T_{\text{BH}})}{10240\pi\gamma}} \left(\frac{M_{\text{in}}}{M_{\text{Pl}}} \right)^{-1} \\ &= 0.129 \left(\frac{g_*(T_{\text{BH}})}{106.75} \right)^{1/2} \left(\frac{0.2}{\gamma} \right)^{1/2} \left(\frac{M_{\text{in}}}{M_{\text{Pl}}} \right)^{-1}. \end{aligned} \quad (16)$$

In this case, the relic abundance of scotogenic dark matter which is generated by PBH evaporation is obtained as

$$\begin{aligned} \Omega_{\text{PBH}} h^2 &\simeq 7.31 \times 10^7 \left(\frac{g_*(T_{\text{in}})}{106.75} \right)^{-1/4} \\ &\times \beta \frac{3}{4} \frac{g_{\text{DM}}}{g_*(T_{\text{BH}})} \left(\frac{m_{\text{DM}}}{\text{GeV}} \right) \left(\frac{M_{\text{in}}}{M_{\text{Pl}}} \right)^{1/2}, \end{aligned} \quad (17)$$

for $T_{\text{in}} > m_{\text{DM}}$ [32, 37, 38, 110]. The final relic abundance of the scotogenic dark matter is to be

$$\Omega_{\text{DM}} h^2 = \Omega_{\text{FO}} h^2 + \Omega_{\text{PBH}} h^2. \quad (18)$$

Figure 2 shows the correlations between the branching ratio $\text{BR}(\mu \rightarrow e\gamma)$ and initial density of PBHs β for observed relic abundance of dark matter $\Omega_{\text{DM}} h^2 = 0.12 \pm 0.0009$ [111] in the case of $\beta < \beta_c$ (radiation dominated era). The upper horizontal line in each panels shows the current observed upper limit of $\text{BR}(\mu \rightarrow e\gamma)$. The lower horizontal line in each panels shows the expected sensitivity of the future MEG II experiment: $\text{BR}(\mu \rightarrow e\gamma) \simeq 6 \times 10^{-14}$ [50, 51]. The vertical lines show the critical density β_c for each PBH masses $M_{\text{in}}/M_{\text{Pl}}$. If the lepton flavor violating $\mu \rightarrow e\gamma$ processes is observed in the MEG II experiment, the initial density of PBH should be

$$\beta \lesssim 3 \times 10^{-16}, \quad (19)$$

for $\Omega_{\text{DM}} h^2 = 0.12 \pm 0.0009$, $2.0 \times 10^{10} \leq M_{\text{in}}/M_{\text{Pl}} \leq 2 \times 10^{13}$ in the case of $\beta < \beta_c$ with scotogenic dark matter. The mass of scotogenic dark matter is constrained with $m_{\text{DM}} \simeq 1500$ GeV. For the typical PBH masses, we have the following prediction of the initial PBH density:

$$\beta \lesssim \begin{cases} 1 \times 10^{-17} & (M_{\text{in}}/M_{\text{Pl}} = 2.0 \times 10^{13}) \\ 3 \times 10^{-16} & (M_{\text{in}}/M_{\text{Pl}} = 2.0 \times 10^{10}) \end{cases}. \quad (20)$$

C. PBH evaporation in PBH dominated era

If the condition $\beta > \beta_c$ is satisfied, PBH evaporation occurs after the early equality time (PBH dominated

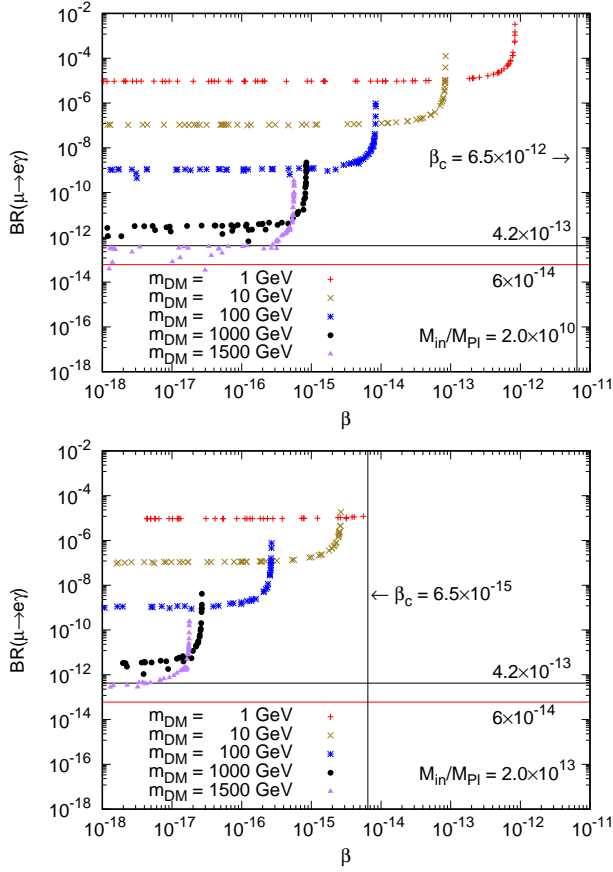


FIG. 2: Correlations between the branching ratio $\text{BR}(\mu \rightarrow e\gamma)$ and initial density of PBHs β for $\Omega_{\text{DM}}h^2 = 0.12 \pm 0.0009$ in the case of $\beta < \beta_c$ (radiation dominated era). The upper horizontal line in each panels shows the current observed upper limit of $\text{BR}(\mu \rightarrow e\gamma)$. The lower horizontal line in each panels shows the expected sensitivity of the future MEG II experiment. The vertical lines show the critical density β_c for each PBH masses $M_{\text{in}}/M_{\text{Pl}}$.

era). In this case, the relic abundance of PBH-origin scotogenic dark matter is obtained as

$$\Omega_{\text{PBH}}h^2 \simeq 1.09 \times 10^7 \left(\frac{g_*(T_{\text{BH}})}{106.75} \right)^{1/4} \times \frac{3}{4} \frac{g_{\text{DM}}}{g_*(T_{\text{BH}})} \left(\frac{m_{\text{DM}}}{\text{GeV}} \right) \left(\frac{M_{\text{Pl}}}{M_{\text{in}}} \right)^{1/2}, \quad (21)$$

for $T_{\text{in}} > m_{\text{DM}}$ [32, 37, 38, 110].

In the PBH dominated era, the entropy production via the evaporation of PBHs leads to a dilution of the freeze-out-origin scotogenic dark matter [32, 37, 38, 105, 110]. The final relic abundance of scotogenic dark matter is obtained as

$$\Omega_{\text{DM}}h^2 = \alpha^{-1} \Omega_{\text{FO}}h^2 + \Omega_{\text{PBH}}h^2, \quad (22)$$

where α denotes the entropy boost factor. The factor α is the ratio of the entropy prior S_{before} and after S_{after}

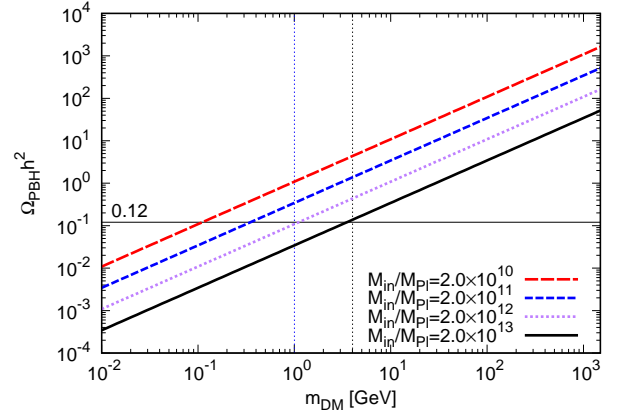


FIG. 3: Dependence of relic abundance of PBH-origin scotogenic dark matter $\Omega_{\text{PBH}}h^2$ on dark matter mass m_{DM} . The horizontal line shows the observed relic abundance of dark matter.

the PBH evaporation, $\alpha(s_{\text{before}}a_{\text{before}}^3) = s_{\text{after}}a_{\text{after}}^3$, and is given by

$$\alpha = \frac{S_{\text{after}}}{S_{\text{before}}} = \frac{Y_{\text{in}}}{Y_{\text{evap}}}, \quad (23)$$

where

$$Y_{\text{in}} = \frac{n_{\text{BH}}(t_{\text{in}})}{s(t_{\text{in}})} = \beta \frac{\rho_{\text{rad}}(t_{\text{in}})}{M_{\text{in}}s(t_{\text{in}})},$$

$$Y_{\text{evap}} = \frac{n_{\text{BH}}(t_{\text{evap}})}{s(t_{\text{evap}})} = \frac{\rho_{\text{rad}}(t_{\text{evap}})}{M_{\text{in}}s(t_{\text{evap}})}, \quad (24)$$

with

$$\rho_{\text{rad}}(T) = \frac{\pi^2}{30} g_*(T) T^4,$$

$$s(T) = \frac{2\pi^2}{45} g_{*s}(T) T^3. \quad (25)$$

where g_{*s} is the relativistic effective degrees of freedom for entropy density. By combining Eqs. (23), (24) and (25), we obtain

$$\alpha = \beta \frac{g_*(t_{\text{in}})}{g_*(t_{\text{evap}})} \frac{g_{*s}(t_{\text{evap}})}{g_{*s}(t_{\text{in}})} \frac{T_{\text{in}}}{T_{\text{evap}}}. \quad (26)$$

According to the relation $g_*(T) \simeq g_{*s}(T)$ for high temperature, the entropy boost factor becomes the ratio of the initial density of PBH β and critical density β_c :

$$\alpha = \frac{\beta}{\beta_c}. \quad (27)$$

Figure 3 shows the dependence of relic abundance of PBH-origin scotogenic dark matter $\Omega_{\text{PBH}}h^2$ on dark matter mass m_{DM} . The horizontal line shows the observed relic abundance of dark matter. Since the relation

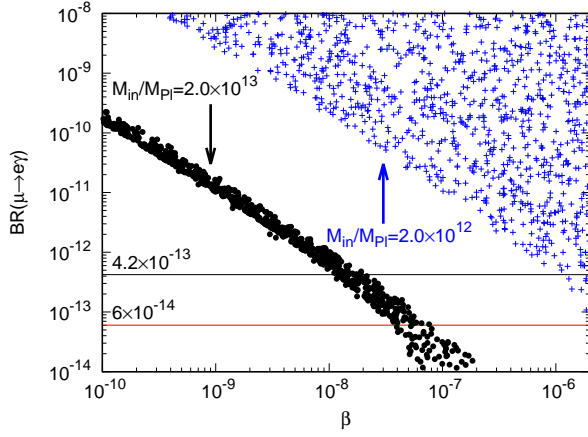


FIG. 4: Correlations between the branching ratio $\text{BR}(\mu \rightarrow e\gamma)$ and initial density of PBHs β for $\Omega_{\text{DM}}h^2 = 0.12 \pm 0.0009$ in the case of $\beta > \beta_c$ (PBH dominated era). The upper horizontal line shows the current observed upper limit of $\text{BR}(\mu \rightarrow e\gamma)$. The lower horizontal line shows the expected sensitivity in the future MEG II experiment.

$\Omega_{\text{PBH}} < 0.12 \pm 0.0009$ should be satisfied, the following regions of scotogenic dark matter mass

$$1\text{GeV} \leq m_{\text{DM}} \leq 3.9\text{GeV}, \quad (28)$$

and initial PBH mass

$$2 \times 10^{12} \lesssim M_{\text{in}}/M_{\text{Pl}} \lesssim 2 \times 10^{13}, \quad (29)$$

are relevant for $\beta > \beta_c$.

Figure 4 shows the correlations between the branching ratio $\text{BR}(\mu \rightarrow e\gamma)$ and initial density of PBHs β for $\Omega_{\text{DM}}h^2 = 0.12 \pm 0.0009$ and $1\text{GeV} \leq m_{\text{DM}} \leq 3.9\text{GeV}$ in the case of $\beta > \beta_c$ (PBH dominated era). The upper horizontal line shows the current observed upper limit of $\text{BR}(\mu \rightarrow e\gamma)$. The lower horizontal line shows the expected sensitivity of the future MEG II experiment:

$\text{BR}(\mu \rightarrow e\gamma) \simeq 6 \times 10^{-14}$ [50, 51]. If the lepton flavor violating $\mu \rightarrow e\gamma$ processes is observed in the MEG II experiment, the initial density of PBH should be

$$1 \times 10^{-8} \lesssim \beta \lesssim 2 \times 10^{-6}, \quad (30)$$

for $\Omega_{\text{DM}}h^2 = 0.12 \pm 0.0009$ and $2 \times 10^{12} \lesssim M_{\text{in}}/M_{\text{Pl}} \lesssim 2 \times 10^{13}$ in the case of $\beta > \beta_c$ with scotogenic dark matter ($1\text{GeV} \leq m_{\text{DM}} \leq 3.9\text{GeV}$). For the typical PBH masses, we have the following prediction of the initial PBH density:

$$\beta \simeq \begin{cases} 1 \times 10^{-8} - 1 \times 10^{-7} & (M_{\text{in}}/M_{\text{Pl}} = 2.0 \times 10^{13}) \\ 1 \times 10^{-6} - 2 \times 10^{-6} & (M_{\text{in}}/M_{\text{Pl}} = 2.0 \times 10^{12}) \end{cases}. \quad (31)$$

IV. SUMMARY

In this paper, we have shown the correlations between the initial density of PBHs and the branching ratio of $\mu \rightarrow e\gamma$ with scotogenic dark matter. Since the scotogenic model can account for dark matter candidates and predict the lepton flavor violating processes simultaneously, and the scotogenic dark matter can be also produced by Hawking radiation of PBH, the initial density of the PBHs and the branching ratio of $\mu \rightarrow e\gamma$ is related via scotogenic dark matter.

It turned out that if the lepton flavor violating $\mu \rightarrow e\gamma$ processes is observed in the MEG II experiment, the initial density of PBH may be $\beta \lesssim 3 \times 10^{-16}$ with $2.0 \times 10^{10} \leq M_{\text{in}}/M_{\text{Pl}} \leq 2 \times 10^{13}$ and $m_{\text{DM}} \simeq 1500\text{ GeV}$ in the case of $\beta < \beta_c$, or $1 \times 10^{-8} \lesssim \beta \lesssim 2 \times 10^{-6}$ with $2 \times 10^{12} \lesssim M_{\text{in}}/M_{\text{Pl}} \lesssim 2 \times 10^{13}$ and $1\text{GeV} \leq m_{\text{DM}} \leq 3.9\text{GeV}$ in the case of $\beta > \beta_c$ within the scotogenic model.

Since the physics run in the MEG II experiment is about to be started, the predictions in this study may be tested in less than 5 years.

-
- [1] B. J. Carr, *Astrophys. J.* **201**, 1 (1975).
 - [2] B. Carr, K. Kohri, Y. Sendouda, and J. Yokoyama, *Phys. Rev. D* **81**, 104019 (2010).
 - [3] B. Carr and F. Kühnel, *Annu. Rev. Nucl. Part. Sci.* **70**, 355 (2020).
 - [4] B. Carr, K. Kohri, Y. Sendouda, and J. Yokoyama, *arXiv:2002.12778* (2020).
 - [5] J. Garcia-Bellido, A. D. Linde, and D. Wands, *Phys. Rev. D* **54**, 6040 (1996).
 - [6] M. Kawasaki, N. Sugiyama, and T. Yanagida, *Phys. Rev. D* **57**, 6050 (1998).
 - [7] J. Yokoyama, *Phys. Rev. D* **58**, 83510 (1998).
 - [8] M. Kawasaki, T. Takayama, M. Yamaguchi, and J. Yokoyama, *Phys. Rev. D* **74**, 043525 (2006).
 - [9] T. Kawaguchi, M. Kawasaki, T. Takayama, M. Yamaguchi, and J. Yokoyama, *Mon. Not. R. Astron. Soc.* **388**, 1426 (2008).
 - [10] K. Kohri, D.H. Lyth, and A. Melchiorri, *J. Cosmol. Astropart. Phys.* **04**, 038 (2008).
 - [11] M. Drees and E. Erfani, *J. Cosmol. Astropart. Phys.* **04**, 005 (2011).
 - [12] C.-M. Lin and K.-W. Ng, *Phys. Lett. B* **718**, 1181 (2013).
 - [13] A. Linde, S. Mooij, and E. Pajer, *Phys. Rev. D* **87**, 103506 (2013).
 - [14] M. Y. Khlopov and A. G. Polnarev, *Phys. Lett. B* **97**, 383 (1980).
 - [15] K. Jedamzik, *Phys. Rev. D* **55**, R5871 (1997).
 - [16] M. Crawford and D. N. Schramm, *Nature (London)* **298**, 538 (1982).
 - [17] S. W. Hawking, I. G. Moss, and J. M. Stewart, *Phys. Rev. D* **26**, 2681 (1982).

- [18] H. Kodama, M. Sasaki, and K. Sato, *Prog. Theor. Phys.* **68**, 1979 (1982).
- [19] D. La and P. J. Steinhardt, *Phys. Lett. B* **220**, 375 (1989).
- [20] I. G. Moss, *Phys. Rev. D* **50**, 676 (1994).
- [21] J. Yokoyama, *Astron. Astrophys.* **318**, 673 (1997).
- [22] M. Kawasaki, N. Kitajima, and T. T. Yanagida, *Phys. Rev. D* **87**, 063519 (2013).
- [23] K. Kohri, C.-M. Lin, and T. Matsuda, *Phys. Rev. D* **87**, 103527 (2013).
- [24] E. V. Bugaev and P. A. Klimai, *Int. J. Mod. Phys. D* **22**, 1350034 (2013).
- [25] C. J. Hogan, *Phys. Lett. B* **143**, 87 (1984).
- [26] S. W. Hawking, *Comm. Math. Phys.* **43**, 199 (1975).
- [27] N. F. Bell and R. R. Volkas, *Phys. Rev. D* **59**, 107301 (1999).
- [28] A. M. Green, *Phys. Rev. D* **60**, 063516 (1999).
- [29] M. Y. Kholpov and A. B. J. Grain, *Class. Quant. Grav.* **23**, 1875 (2006).
- [30] D. Baumann, P. Steinhardt, and N. Turok, *arXiv:hep-th/0703250* (2007).
- [31] D.-C. Dai, K. Freese and D. Stojkovic, *J. Cosmol. Astropart. Phys.* **06**, 023 (2009).
- [32] T. Fujita, K. Harigaya, M. Kawasaki, and R. Matsuda, *Phys. Rev. D* **89**, 103501 (2014).
- [33] R. Allahverdi, J. Dent, and J. Osinski, *Phys. Rev. D* **97**, 055013 (2018).
- [34] O. Lennon, J. March-Russell, R. Petrossian-Byrne, and H. Tillim, *J. Cosmol. Astropart. Phys.* **04**, 009 (2018).
- [35] L. Morrison, S. Profumo and Y. Yu, *J. Cosmol. Astropart. Phys.* **05**, 005 (2019).
- [36] D. Hooper, G. Krnjaic, and S. D. McDermott, *J. High Energy Phys.* **08**, 001 (2019).
- [37] I. Masina, *Eur. Phys. J. Plus* **135**, 552 (2020).
- [38] I. Baldes, Q. Decant, D. C. Hooper, and L. Lopez-Honorez, *J. Cosmol. Astropart. Phys.* **08**, 045 (2020).
- [39] N. Bernal and Ó. Zapata, *arXiv:2010.09725* (2020).
- [40] P. Gondolo, P. Sandick, and B. S. E. Haghi, *Phys. Rev. D* **102**, 095018 (2020).
- [41] N. Bernal and Ó. Zapata, *arXiv:2011.02510* (2020).
- [42] J. Auffinger, I. Masina, and G. Orlando, *arXiv:2012.09867* (2020).
- [43] S. Datta, A. Ghosal, and R. Samanta, *arXiv:2012.14981* (2021).
- [44] A. Chaudhuri and A. Dolgov, *arXiv:2001.11219v4* (2020).
- [45] T. Kitabayashi, *Int. J. Mod. Phys. A* **36**, 2150139 (2021).
- [46] A. Cheek, L. Heurtier, Y. F. Perez-Gonzalez, and J. Turner, *arXiv:2017.00013* (2021).
- [47] A. Cheek, L. Heurtier, Y. F. Perez-Gonzalez, and J. Turner, *arXiv:2017.00016* (2021).
- [48] S. J. Das, D. Mahanta, and D. Borah, *arXiv:2014.14496* (2021).
- [49] M. Lindner, M. Platscher, and F. S. Queiroz, *Phys. Rep.* **731**, 1 (2018).
- [50] A. M. Baldin, et al. (MEG II Collaboration), *EPJC* **78**, 380 (2018).
- [51] K. Ieki, *PoS(ICHEP2020)*, 384 (2020).
- [52] E. Ma, *Phys. Rev. D* **73**, 077301 (2006).
- [53] D. Suematsu, T. Toma, and T. Yoshida, *Phys. Rev. D* **79**, 093004 (2009).
- [54] D. Suematsu, T. Toma, and T. Yoshida, *Phys. Rev. D* **82**, 013012 (2010).
- [55] T. Hambye, K. Kannike, E. Ma, and M. Raidal, *Phys. Rev. D* **75**, 095003 (2007).
- [56] Y. Farzan, *Phys. Rev. D* **80**, 073009 (2009).
- [57] Y. Farzan, *Mod. Phys. Lett. A* **25**, 2111 (2010).
- [58] Y. Farzan, *Int. J. Mod. Phys. A* **26**, 2461 (2011).
- [59] S. Kanemura, O. Seto, and T. Shimomura, *Phys. Rev. D* **84**, 016004 (2011).
- [60] D. Schmidt, T. Schwetz, and T. Toma, *Phys. Rev. D* **85**, 073009 (2012).
- [61] Y. Farzan and E. Ma, *Phys. Rev. D* **86**, 033007 (2012).
- [62] M. Aoki, M. Duerr, J. Kubo, and H. Takano, *Phys. Rev. D* **86**, 076015 (2012).
- [63] D. Hehn and A. Ibarra, *Phys. Lett. B* **718**, 988 (2013).
- [64] P. S. Bhupal Dev and A. Pilaftsis, *Phys. Rev. D* **86**, 035002 (2012).
- [65] P. S. Bhupal Dev and A. Pilaftsis, *Phys. Rev. D* **87**, 053007 (2013).
- [66] S. S. C. Law and K. L. McDonald, *J. High Energy Phys.* **09**, 092 (2013).
- [67] S. Kanemura, T. Matsui, and H. Sugiyama, *Phys. Lett. B* **727**, 151 (2013).
- [68] M. Hirsch, R. A. Lineros, S. Morisi, J. Palacio, N. Rojas, and J. M. F. Valle, *J. High Energy Phys.* **10**, 149 (2013).
- [69] D. Restrepo, O. Zapata, and C. E. Yaguna, *J. High Energy Phys.* **11**, 011 (2013).
- [70] S.-Y. Ho and J. Tandean, *Phys. Rev. D* **87**, 095015 (2013).
- [71] M. Lindner, D. Schmidt, and A. Watanabe, *Phys. Rev. D* **89**, 013007 (2014).
- [72] H. Okada and K. Yagyu, *Phys. Rev. D* **89**, 053008 (2014).
- [73] H. Okada and K. Yagyu, *Phys. Rev. D* **90**, 035019 (2014).
- [74] V. Brdar, I. Picek, and B. Radovčić, *Phys. Lett. B* **728**, 198 (2014).
- [75] T. Toma and A. Vicente, *J. High Energy Phys.* **01**, 160 (2014).
- [76] S.-Y. Ho and J. Tandean, *Phys. Rev. D* **89**, 114025 (2014).
- [77] G. Faisel, S.-Y. Ho and J. Tandean, *Phys. Lett. B* **738**, 380 (2014).
- [78] A. Vicente and C. E. Yaguna, *J. High Energy Phys.* **02**, 144 (2015).
- [79] D. Borah, *Phys. Rev. D* **92**, 075005 (2015).
- [80] W. Wang and Z. L. Han, *Phys. Rev. D* **92**, 095001 (2015).
- [81] J. Kubo, E. Ma, and D. Suematsu, *Phys. Lett. B* **642**, 18 (2006).
- [82] S. Fraser, C. Kownacki, E. Ma, and O. Popov, *Phys. Rev. D* **93**, 013021 (2016).
- [83] R. Adhikari, D. Borah, and E. Ma, *Phys. Lett. B* **755**, 414 (2016).
- [84] E. Ma, *Phys. Lett. B* **755**, 348 (2016).
- [85] A. Arhrib, C. Boehm, E. Ma, and T. C. Yuan, *J. Cosmol. Astropart. Phys.* **04**, 049 (2016).
- [86] H. Okada, N. Okada, and Y. Orikasa, *Phys. Rev. D* **93**, 073006 (2016).
- [87] A. Ahriche, K. L. McDonald, S. Nasri, and I. Picek, *Phys. Lett. B* **757**, 399 (2016).
- [88] W. B. Lu, and P. H. Gu, *J. Cosmol. Astropart. Phys.* **05**, 040 (2016).
- [89] Y. Cai and M. A. Schmidt, *J. High Energy Phys.* **05**, 028 (2016).

- [90] A. Ibarra, C. E. Yaguna, and O. Zapata, Phys. Rev. D **93**, 035012 (2016).
- [91] M. Lindner, M. Platscher, and C. E. Yaguna, Phys. Rev. D **94**, 115027 (2016).
- [92] A. Das, T. Nomura, H. Okada, and S. Roy, Phys. Rev. D **96**, 075001 (2017).
- [93] S. Singirala, Chin. Phys. C **41**, 043102 (2017).
- [94] T. Kitabayashi, S. Ohkawa, and M. Yasuè, Int. J. Mod. Phys. A **32**, 1750186 (2017).
- [95] A. Abada and T. Toma, J. High Energy Phys. **04**, 030 (2018).
- [96] S. Baumholzer, V. Brdar, and P. Schwaller, J. High Energy Phys. **08**, 067 (2018).
- [97] A. Ahriche, A. Jueid, and S. Nasri, Phys. Rev. D **97**, 095012 (2018).
- [98] T. Hugle, M. Platscher, and K. Schmitz, Phys. Rev. D **98**, 023020 (2018).
- [99] T. Kitabayashi, Phys. Rev. D **98**, 083011 (2018).
- [100] M. Reig, D. Restrepo, J. W. F. Valle and O. Zapata, Phys. Lett. B **790**, 303 (2019).
- [101] A. Ahriche, A. Arhrib, A. Jueid, S. Nasri, and A. de la Puente, Phys. Rev. D **101**, 035038 (2020).
- [102] G. Faisel, S.-Y. Ho, and J. Tandean, Phys. Lett. B **738**, 380 (2014).
- [103] T. de Boer, M. Klasen, C. Rodenbeck, and S. Zeinstra, Phys. Rev. D **102**, 051702 (2020).
- [104] K. Griest and D. Seckel, Phys. Rev. D **43**, 3191 (1991).
- [105] E. W. Kolb and M. S. Turner, Front. Phys. **69**, 1 (1990).
- [106] J. A. Casas and A. Ibarra, Nucl. Phys. B **618**, 171 (2001).
- [107] I. Esteban, M. C. Gonzalez-Garcia, M. Maltoni, T. Schwetz, and A. Zhou, J. High Energy Phys. **09**, 178 (2020); “NuFit 5.0 (2020)”, www.nu-fit.org.
- [108] A. M. Baldini, et al., (MEG Collaboration), Eur. Phys. J. C **76**, 434 (2016).
- [109] B. Aubert, et al., (BABAR Collaboration), Phys. Rev. Lett. **104**, 021802 (2010).
- [110] S. Hamdan and J. Unwin, Int. J. Mod. Phys. A **33**, 29 (2018).
- [111] N. Aghanim, et al. (Planck Collaboration), Astron. Astrophys. **641**, A6 (2020).